


OFCY Year-round Grant Awards Fiscal Years 26 - 28

Robin Love, Manager

Robyn Levinson, Program Planner

Children and Youth Services Division,
Human Services Department



**CITY OF
OAKLAND**



8 Strategies:

Strategy 1: Family Resource Centers & Parent Engagement

Strategy 2: Elementary School Expanded Learning

Strategy 3: Middle Expanded Learning

Strategy 4: Youth Development & Leadership

Strategy 5: Career Access & Employment

Strategy 6: Mayor's Summer Youth Employment Program

Strategy 7: Independent Living

Strategy 8: Placed-Based Innovations for Safety

Request for Proposals (RFP) Timeline:

Launch: Friday, October 24, 2025

Close: Friday, December 12, 2025



Outreach and Engagement



Weekly email updates sent to OFCY mailing list with resources and info

All materials posted on the HSD website and OFCY.org

RFP published in the Oaklandside, the East Bay Times, the Oakland Post, and El Reportero

Posted on the IKE kiosks across the city from October 24 – December 12

OFCY received **333 completed proposals** across the eight funding strategies.

This is a **45% increase from 2022**, when 229 proposals were received.

The cumulative annual amount requested by all proposals was **\$62.2 million**. This is approximately a **65% increase** from 2022, when \$37.8 million was requested.

The **Youth Development** and Leadership Strategy received the most proposals **96 proposals** (29% of all proposals received).

Elementary School Expanded Learning Strategy had the second most proposals: **74 proposals** (22% of all proposals received)

300 programs submitted proposals for **year-round** service term programming (90% of all proposals received)

Total Proposals & Requested Funds

Funding Strategy	# Submitted Proposals	Total OFCY Funds Requested
Career Access and Employment	56	\$11,720,538.68
Elementary School Expanded Learning	74	\$8,308,768.77
Family Resource Centers & Parent Engagement	33	\$7,922,876.64
Independent Living	12	\$2,567,955.00
Middle School Expanded Learning	27	\$3,580,388.26
Place-Based Innovations for Youth Safety	22	\$5,886,476.93
Summer Youth Employment	13	\$2,320,892.52
Youth Development and Leadership	96	\$19,898,341.06
Grand Total	333	\$62,206,237.86

8 agencies submitted at least 5 proposals

Agency	# Submitted Proposals	Current OFCY grantee
Bay Area Community Resources	22	Yes
Safe Passages	12	Yes
Girls Inc of Alameda County	9	Yes
East Bay Asian Youth Center	8	Yes
Oakland Leaf Foundation	8	Yes
East Bay Agency for Children	6	Yes
Living Jazz	6	No
Trybe Inc.	6	Yes

Reader Recruitment and Evaluation



OFCY partnered with local universities, other city departments, community-based agencies, local elected officials and the POC to recruit readers.

A total of 253 people signed up to be readers.

175 people completed the training and scored proposals.

Reader Training

Before accessing and scoring any proposals, all readers had to:

1. Attend or review the training recording
 - Three trainings were hosted between December 13 – December 19
2. Read the Confidentiality and Impartiality Statement
 - Reviewed and approved by the Public Ethics Commission
3. Attest that they did not have a conflict of interest with the agency submitting the proposal
 - They did not serve on the Board for the Agency
 - They were not employed by the Agency
 - They did not participate in any programs offered by the agency

Reader Assignment

- At least **three readers reviewed and scored each proposal.**
- Readers were assigned a minimum of three proposals and a maximum of ten proposals.
- Six reviewers were removed due to conflicts of interest
- Readers scoring period: December 19, 2025, - March 13, 2026

In an optional survey of reader respondents*:

22 reader survey respondents identified as having a **disability** or being **neurodivergent**.

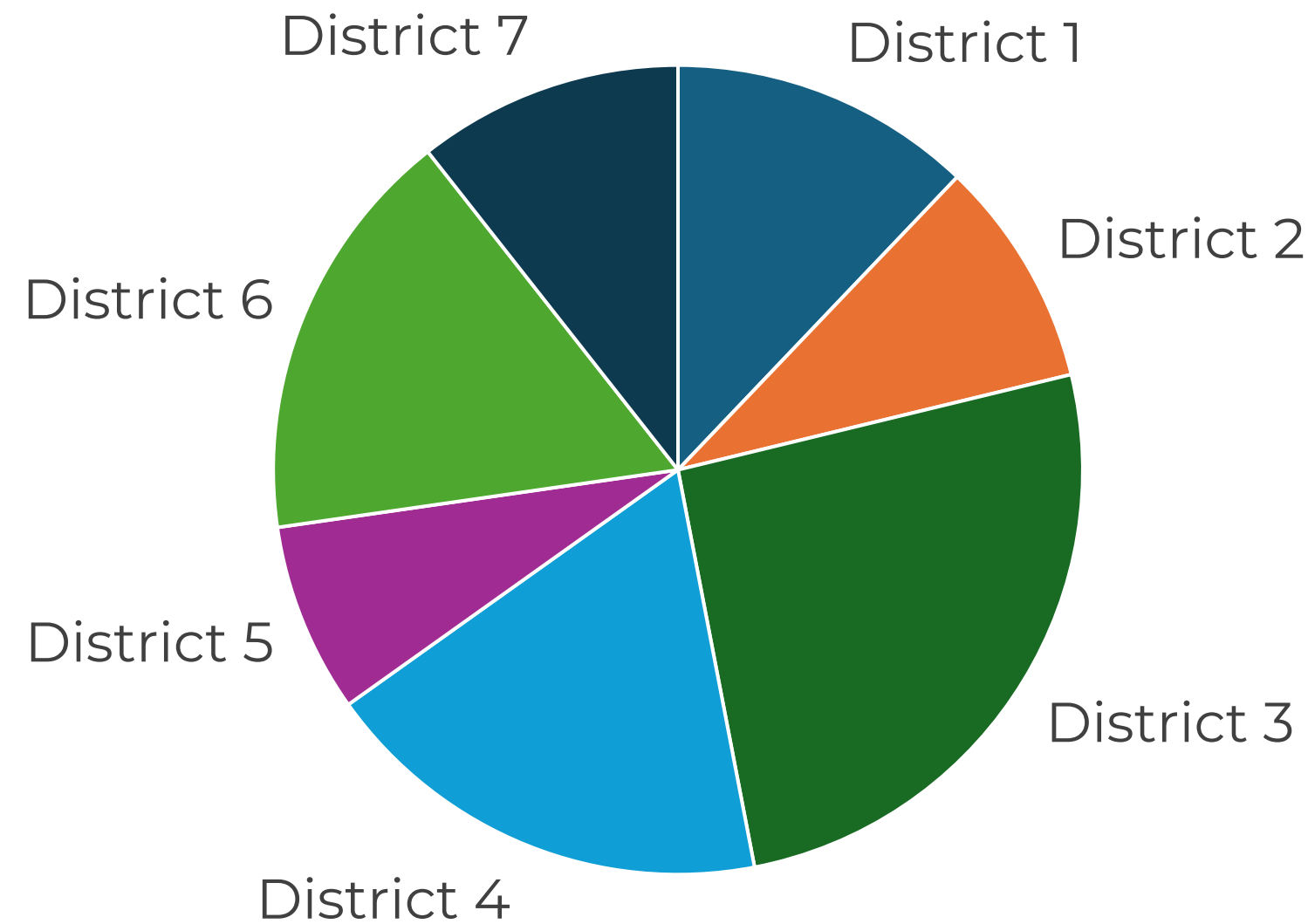
20 readers were **under the age of 21**, including 4 Oakland Youth Commissioners

21 readers were **City of Oakland staff**, primarily within the Human Services Department and Community and Economic Development Department.

*N=114

Council District Representation

66 readers* (61%) are Oakland residents. Readers represented all Council Districts.



*N=114



Score Summary

Scoring Results

186 proposals (56%) received an average score of 85 or above.

108 year-round proposals received an average score of 90 / 100 or higher (33%)

78 year-round proposals received an average score of 85 – 89 /100 (24%)

Funding Forecast

Total funds requested from the 108 year-round proposals that received a score between 90 – 100: **\$20,859,625.21**

OFCY funding allocated to Summer awards: **\$2,742,811.60**

Total Summer and Year-round awards without any modifications: **\$23,602,436.81**

OFCY reserved the right:

1. To consider number of applications as part of the final award determination.
2. To determine final award decisions based on how well the program will address systemic gaps and serves those furthest removed from access to power and resources.

To determine awards, OFCY considered additional factors beyond score, including:

1. Geographic population served
2. # proposals submitted by agency
3. Total funding requested
4. History in Oakland
5. Applied expertise
6. Funding climate



Proposed Year-round Awards

OFCY Funding Strategy	Proposed Allocation	Program Count	Youth Served*
Career Access and Employment	\$4,058,559.00	23	3,617
Elementary School-Based Expanded Learning	\$1,652,761.00	24	3,491
Family Resource Centers and Parent Engagement	\$2,127,653.26	12	1,233
Independent Living	\$1,246,205.00	7	532
Middle School-Based Expanded Learning	\$1,479,873.19	18	1,909
Place-Based Innovations for Youth Safety	\$2,533,289.75	11	2,449
Youth Development and Leadership	\$7,579,014.80	41	8,797
TOTAL	\$20,677,356	136	22,028

Projected Carry-forward (CF) Allocation

Proposed FY 2026-27 amount awarded for Program: **\$23,420,167.60***

- Approved OFCY Summer Program Funding through Resolution 91138 C.M.S. : \$2,742,811.60
- Recommended Year-round Program Funding: \$20,677,356.00

Budget amount available to Program (90%): **\$19,914,181.00**

Difference: -\$3,505,986.60



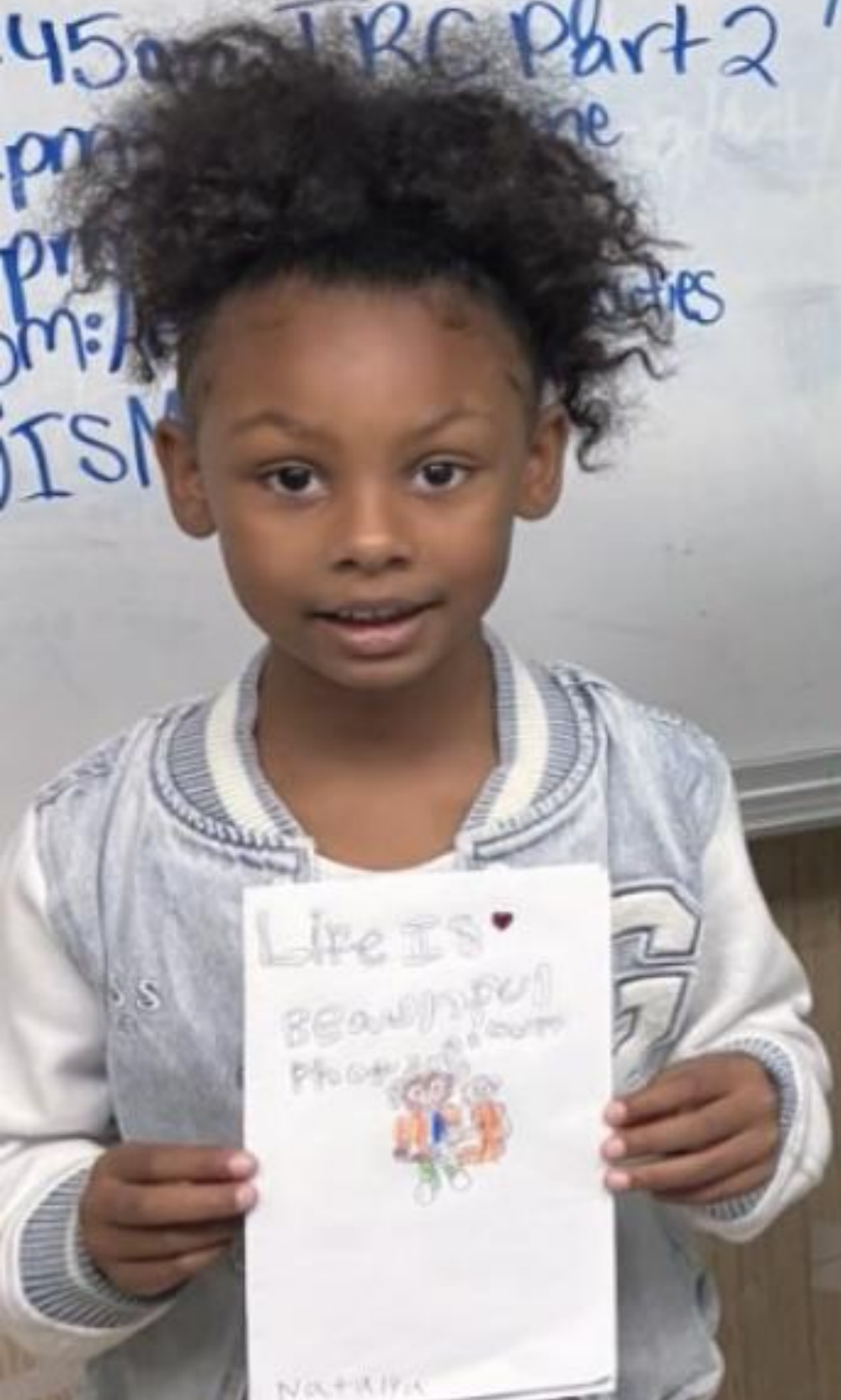
To cover the difference between the amount available for program in FY 26-27 and the amount awarded, **carry forward funds will be used.**

*Conditional based on Council approval of year-round award recommendations.

Breakfast
: Harambee
am: IRC Part 1
45am: Morning Break/Snack
45am: IRC Part 2
pr
pr
om:
ISM



ANTON
BUCKET
RARY

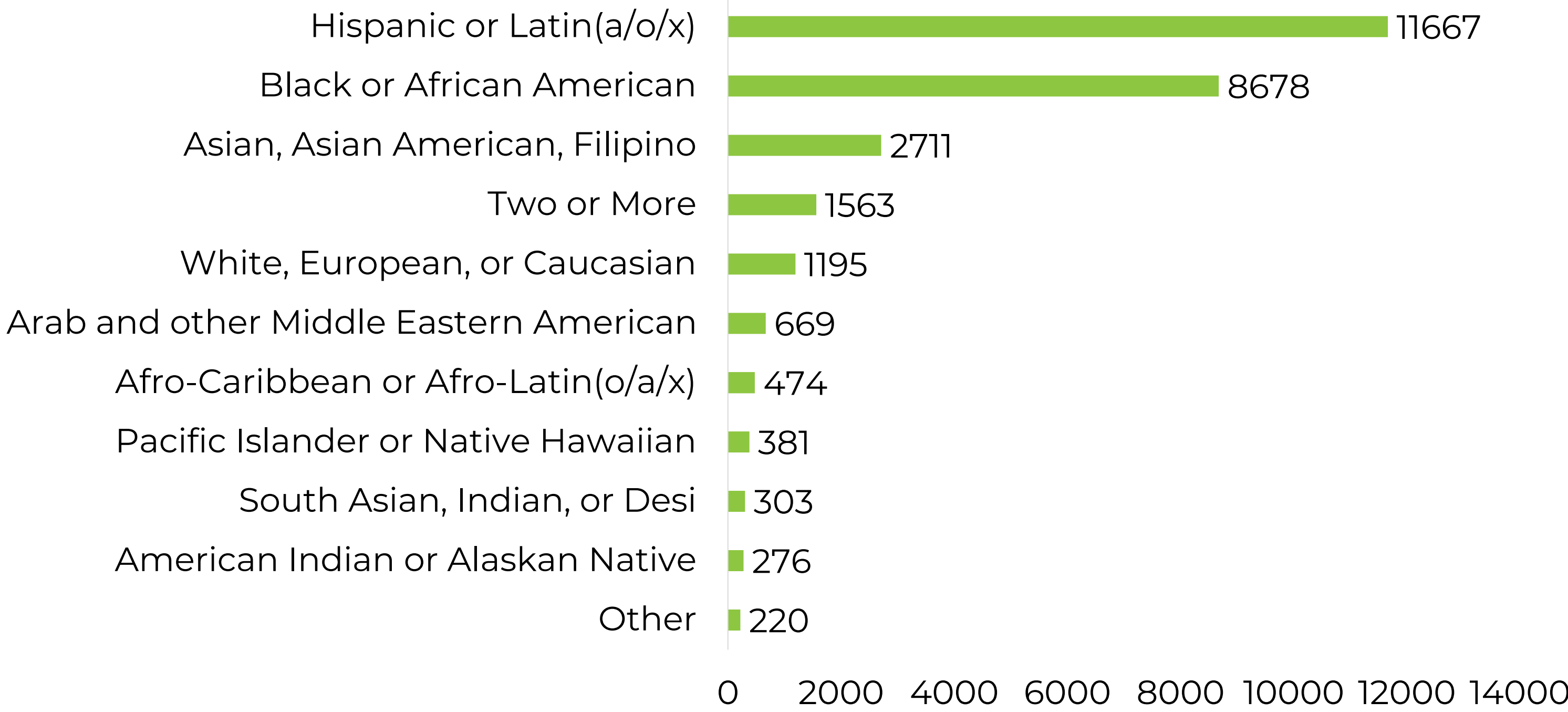


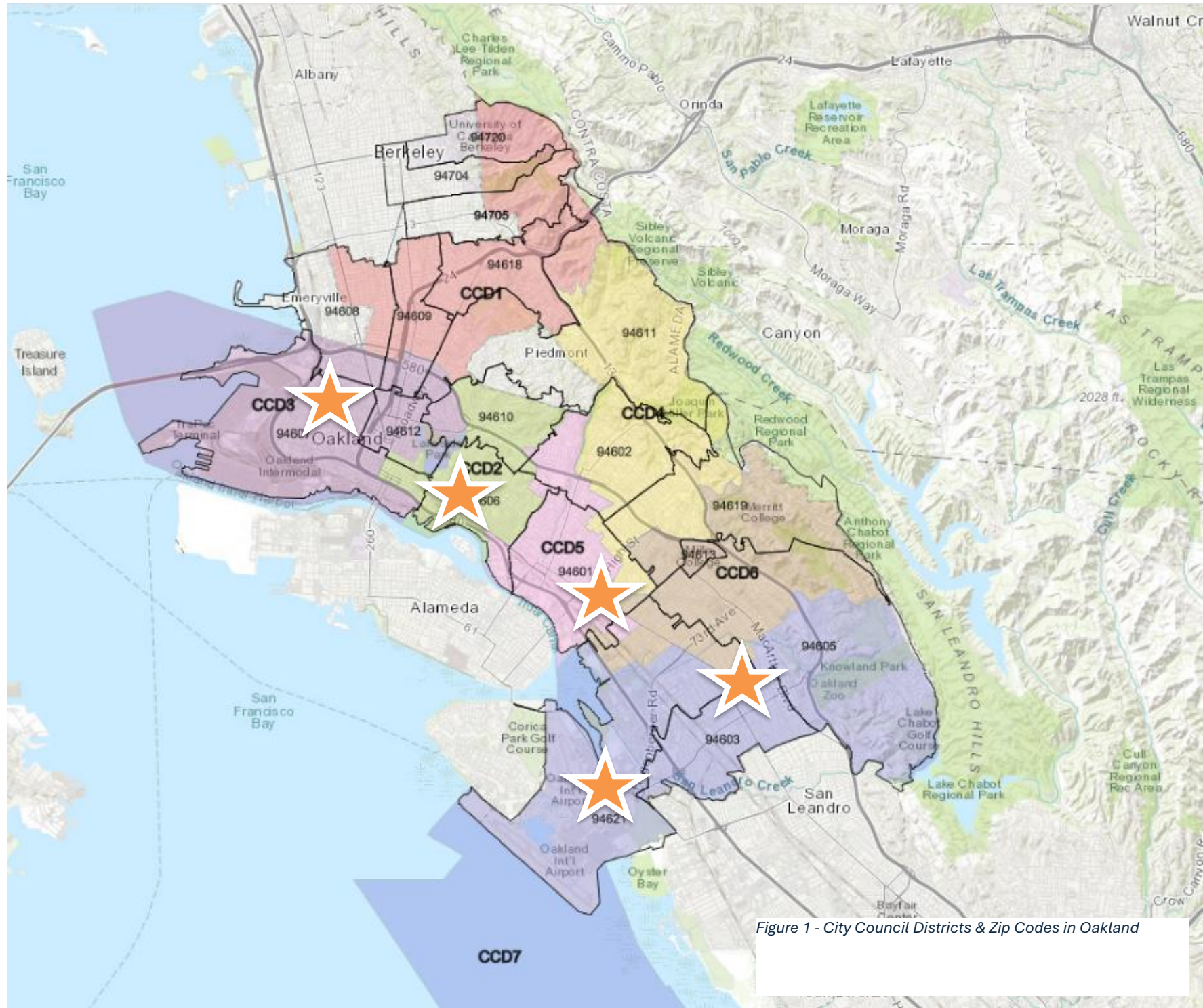
Impact

Proposed Number of Youth Served through OFCY Year-round Programs

OFCY Funding Strategy	Proposed Allocation	Program Count	Youth Served*
Career Access and Employment	\$4,058,559.00	23	3,617
Elementary School-Based Expanded Learning	\$1,652,761.00	24	3,491
Family Resource Centers and Parent Engagement	\$2,127,653.26	12	1,233
Independent Living	\$1,246,205.00	7	532
Middle School-Based Expanded Learning	\$1,479,873.19	18	1,909
Place-Based Innovations for Youth Safety	\$2,533,289.75	11	2,449
Youth Development and Leadership	\$7,579,014.80	41	8,797
TOTAL	\$20,677,356	136	22,028

Proposed Number of Youth Served by Ethnicity





Zip Code	Youth Served
★ 94601	5138
★ 94621	2921
★ 94603	2856
★ 94606	2586
★ 94607	2021
94605	1963
94602	698
94619	632
94608	582
94609	566
94610	528
Homeless/Transitioning	493
94611	492
94612	316
94618	117
94613	105
94705	26
94704	24
94720	13

Proposed Number of Youth Served by Council District

City Council District	Proposed Youth Served	Percentage of Total Youth Served
1	2,122	10%
2	1,843	8%
3	7,642	35%
4	260	1%
5	3,563	16%
6	2,820	13%
7	3,336	15%
N/A	465	2%



In FY 2026-2028, OFCY funded programs will use the following outcome measurement categories to demonstrate positive impact:

1. Client / Participant Satisfaction
2. Belonging and Community Support
3. Knowledge Acquisition and Skill Development
4. Connections and Access to Resources
5. Leadership and Development
6. Engagement in School & Academic Achievement
7. Violence Prevention
8. Employment and Financial Stability

THANK YOU!

To learn more about OFCY, review the recent evaluation report and Strategic Investment Plan, and learn more about grantees, please visit our website.

<https://www.ofcy.org>