



FILED
OFFICE OF THE CITY CLERK
OAKLAND

2018 APR 26 PM 1:47

AGENDA REPORT

TO: Sabrina B. Landreth
City Administrator

FROM: Katano Kasaine
Director of Finance

SUBJECT: Amending the Master Fee Schedule

DATE: April 2, 2018

City Administrator Approval

Date:

4/26/18

RECOMMENDATION

Staff Recommends Adoption Of An Ordinance Amending Ordinance No. 13448 C.M.S. (The Fiscal Year (FY) 2017-18 Master Fee Schedule, Or "MFS"), To Establish, Modify And Delete Fees And Penalties Assessed By Offices, Departments, Bureaus, And Agencies Of The City Of Oakland, Referenced Herein.

EXECUTIVE SUMMARY

The FY 2018-19 MFS documents the fees and charges accruing to the City's General Purpose Fund ("GPF") and selected fees within other funds. The fees proposed in this document are assumed in the revenue estimates contained in the FY 2018-19 Mid-Cycle Proposed Budget. Cumulative departmental fees and charges for FY 2018-19 are projected to generate a net increase in revenue above the 2017-18 level of approximately \$575,478 for the General Purpose Fund (1010) and for non-GPFs, \$18,000 for the Recycling Program Fund (1710), approximately \$1,950,880 for the Rent Adjustment Program Fund (2413,) and approximately \$13,000 for the Development Services Fund (2415). The net increase from FY 2018-19 reflects growth in fee revenue collected by several departments, such as, Oakland Fire Department, Oakland Public Works Department, Department of Transportation, and the Revenue Management Bureau, and the Housing and Community Development Department.

In developing the FY 2018-19 fee structure, staff was guided primarily by the requirements, as set forth by Proposition 26 and City Council's policy direction, to strive for 100% cost recovery for most fee-related programs. During the budget development process, all fee programs were reviewed to ensure that the amounts being assessed would remain comparable in the market, would not be too cost prohibitive, and would at least maintain current levels of cost recovery. Doing so will allow departments to continue to provide valuable programs and services to the community while maintaining that revenues derived from the proposed fees and charges will not exceed the proportional cost of service provided or benefit attributable to each fee payer, as mandated by Proposition 26. The attachments included in this report contain detailed analysis and documentation by responsible department of the proposed fees and estimated costs for the services for which the fees are assessed.

Item: _____

Finance and Management Committee
May 8, 2018

A detailed explanation of department fees and findings are found in the Director Department Narratives and presented in **Attachment A**.

BACKGROUND / LEGISLATIVE HISTORY

The proposed ordinance shows proposed changes to the MFS for FY 2018-19. In most cases, changes to fees are required to offset changes in costs related to the provision of services for which fees are assessed. The changes in fees (added or modified) are intended to meet the requirements of Proposition 26. In areas where fee comparisons are applicable, the City's fees and charges are similar to those of other neighboring jurisdictions.

The amendments proposed in FY 2018-19 MFS include:

- Increases to existing fees to recover the reasonable cost of providing the service
- Establish fees for services proposed in the FY 2018-19 Proposed Budget or as mandated by State or regional legislation
- Decrease to existing fees
- Add and to Delete Fees

This Ordinance shall be effective immediately, if passed by the affirmative vote of at least six (6) City Councilmembers or seven (7) days after final passage if passed by an affirmative vote of five (5) City Councilmembers. Following final adoption of the amendments, the revised fees and new fees proposed by the City Administrator's Office, Department of Transportation, Economic and Workforce Development, Planning and Building Department, Oakland Police Department, Oakland Parks and Recreation, Oakland Public Works, Revenue Management Bureau, Oakland Fire Department, the Office of the City Attorney, the Office of the City Clerk, and Housing and Community Development. ("the Departments") will become effective July 1, 2018.

ANALYSIS AND POLICY ALTERNATIVES

For the FY 2018-19 MFS, staff evaluations reflected in this report confirm and document that all proposed fees do not exceed the amount that the City charges for providing the service or product. City departments calculated fees at full cost, taking into account all salary, fringe benefits, overhead, and retirement, to determine the actual costs. Departments have confirmed in the individual departmental submissions, attached hereto, that the newly proposed fees and changes do not exceed the reasonable costs as mandated by Proposition 26.

Under Proposition 26, the burden is on the City to produce a record that proves by a preponderance of the evidence that "a levy, charge, or other exaction" is not a tax. The City can protect and ensure being Proposition 26 compliant by creating a clear record of valid fee approval. Each department must provide sufficient data including documentary evidence and explanation of methodology to support Council findings that these two requirements—fee covering reasonable costs and fair allocation—are met. To meet this requirement, each of the Departments submitted fee analyses to document findings and fee calculations for all fees proposed.

Attachment A: MFS FY 2018-19 Department Director Proposals and Findings:

- A-1 City Administrator
- A-2 Department of Transportation
- A-3 Economic & Workforce Development
- A-4 Planning & Building
- A-5 Oakland Police Department
- A-6 Oakland Parks & Recreation
- A-7 Oakland Public Works
- A-8 Revenue Management Bureau
- A-9 Oakland Fire Department
- A-10 Office of the City Attorney
- A-11 Office of the City Clerk
- A-12 Housing and Community Development

The FY 18-19 MFS amending ordinance is attached to the staff report as, **Attachment B**. The attachment shows proposed fee revisions by department, in the order as listed in the above attachment, **Attachment A**.

FISCAL IMPACT

The revenues anticipated from fees are assumed in the FY 2018-19 Proposed Budget, and any modifications to the fee proposal may impact budget balancing. Anticipated revenue will help offset costs to provide services for which the fees are assessed, with no net gain to the City's overall budget. The proposed fee changes result in a net increase in revenue budget totaling approximately \$575,478 for the FY 2018-19 proposed General Purpose Fund (1010), of which \$70,000 from the Revenue Management Bureau, \$465,478 from the Oakland Fire Department, and \$40,000 from the Department of Transportation. For non-GPFs, the Recycling Program Fund (1710) of an estimate of \$13,500. the Rent Adjustment Program Fund (2413) of approximately \$1,950,880, and for the Development Services Fund (2415), is expected an increase of revenues estimated at \$13,000.

PUBLIC OUTREACH / INTEREST

This item requires two Public Hearings, with newspaper notification of said hearing, allowing for public comment at that time.

COORDINATION

This report was prepared and data was compiled with the cooperation of all City departments, Budget Office, and the Office of the City Attorney.

SUSTAINABLE OPPORTUNITIES

Economic: Revenues generated from the fees listed in the MFS are to fund essential City services.

Environmental: There are no direct environmental impacts associated with the City Council action requested in this report.

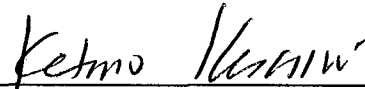
Social Equity: There are no direct social impacts associated with the City Council action requested in this report.

ACTION REQUESTED OF THE CITY COUNCIL

Staff Recommends Approval Of An Ordinance Amending Ordinance No. 13448 C.M.S. (As Amended, The FY 2017-18 Master Fee Schedule, "MFS"), To Establish, Modify And Delete Fees And Penalties Assessed By Offices, Departments, Bureaus, And Agencies Of The City Of Oakland, Referenced Herein.

For questions regarding this report, please contact Andrew Best, Revenue Management Bureau, at 238-7009.

Respectfully submitted,



KATANO KASAINÉ
Director of Finance
Finance Department

Reviewed by:
Margaret L. O'Brien,
Revenue & Tax Administrator
Revenue Management Bureau

Prepared by:
Andy Best, Principal Revenue Analyst
Revenue Management Bureau

List of Department Contributors:

Gregory Minor, Asst. to the City Administrator
City Administrators Office

Sandy Wong, Management Assistant
Office of the City Clerk

Dara A. Wiseman, Admin. Services Manager
Office of the City Attorney

Donneshia Nell Taylor, Fiscal Manager
Police Department

Rina Hernandez, Admin Services Manager
Planning and Building

Nila Wong, Admin Services Manager
Public Works Agency

Robert Davila, Admin Services Manager
Oakland Parks and Recreation

Trinette Gist Skinner, Fiscal Manager
Oakland Fire Department

Sally Kueh, Admin. Services Manager
Department of Transportation

Donna Howell, Admin. Services Manager II
Economic & Workforce Development

Attachments (2):

Attachment A – Director Department Narratives:

- A-1 City Administrator's Office
- A-2 Department of Transportation
- A-3 Economic & Workforce Development
- A-4 Planning & Building Department
- A-5 Oakland Police Department
- A-6 Oakland Parks and Recreation
- A-7 Oakland Public Works
- A-8 Revenue Management Bureau
- A-9 Oakland Fire Department
- A-10 Office of the City Attorney
- A-11 Office of the City Clerk
- A-12 Housing and Community Development

Attachment B – Master Fee Schedule Ordinance:

Exhibit A: A-1, A-2, A-3, A-4, A-6, A-7, A-8, A-9, A-10, A-11, and A-12

Item: _____
Finance and Management Committee
May 8, 2018

DEPARTMENT NARRATIVES

FY 2018-19 MASTER FEE SCHEDULE

Attachments:

- A-1 CITY ADMINISTRATOR'S OFFICE
- A-2 DEPARTMENT OF TRANSPORTATION
- A-3 ECONOMIC & WORKFORCE DEVELOPMENT
- A-4 PLANNING & BUILDING
- A-5 OAKLAND POLICE
- A-6 OAKLAND PARKS & RECREATION
- A-7 OAKLAND PUBLIC WORKS
- A-8 REVENUE MANAGEMENT BUREAU
- A-9 OAKLAND FIRE DEPARTMENT.
- A-10 OFFICE OF THE CITY ATTORNEY
- A-11 OFFICE OF THE CITY CLERK
- A-12 HOUSING & COMMUNITY DEVELOPMENT

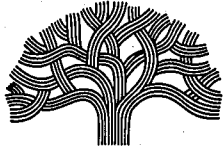
ATTACHMENT A

City Administrator's Office

NARRATIVE

FY 2018-19 MASTER FEE SCHEDULE

A-1 CITY ADMINISTRATOR



CITY OF OAKLAND

INTER OFFICE MEMORANDUM

TO: Sabrina B. Landreth
CITY ADMINISTRATOR

FROM: Greg Minor

SUBJECT: FY 2018-19 Master Fee Schedule -- **DATE:** March 16, 2018
CAO Amendments

RECOMMENDATION

The City Administrator's Office (CAO) has analyzed its fees and proposes changes that are reasonable and fairly apportioned in compliance with Proposition 26 and recommend the City Council approve proposed fee revisions, which include fee increases to reflect current cost recovery.

ANALYSIS

As mentioned above, the CAO reviewed its fees in order to determine at what level the fees would be full cost recovery. For special activities permit and nuisance abatement fees, the personnel costs were determined by reviewing the classifications involved in the activity, plus the current retirement, fringe and applicable overhead rates were applied based on an hourly rate. The average amount of time required to provide the service was estimated by staff. Additionally, any related printing and supply costs were incorporated.

The vast majority of the special activity permits and nuisance abatement fees revised for FY 2017-18 are modest fee increases to reflect COLA increases.

Staff made slight adjustments to the cannabis application and permit fees to reflect experience gained from the initial year of regulating the full supply chain of the cannabis industry. For example, additional Revenue Bureau and City Administrator staff were added and the overall number of projected permits was increased based on the number of applicants moving forward in the application process. Staff also created a separate application and permit fee at a reduced rate for additional applications and permits from the same operator at the same facility to reflect the reduced costs associated with reviewing these additional applications.

Below please find proposed master fee changes for FY 2017-2018 for the CAO special activity permits and nuisance abatement division.

<i>Effective July 1, 2018</i>	CURRENT FEE (FY 2017-18)	PROPOSED FEE (FY 2018-19)	%
FEE DESCRIPTION	FEE UNIT	FEE UNIT	CHANGE
SPECIAL ACTIVITIES			
A. APPLICATION FILING FEE FOR A SPECIAL ACTIVITY PERMIT AS REQUIRED BY OAKLAND MUNICIPAL CODE			
1 Mechanical and Electronic Games	550.00 Permit	<u>599.50</u> Permit	9.00%
2 Theater Permit	550.00 Permit	<u>599.50</u> Permit	9.00%
3 Moving Picture Permit	550.00 Permit	<u>599.50</u> Permit	9.00%
4 Dance Hall Permit	550.00 Permit	<u>599.50</u> Permit	9.00%
5 Cabaret			
a. Permit Application Fee	600.00 Application	<u>654.00</u> Application	9.00%
b. Annual Permit Fee	830.00 Permit	<u>904.70</u> Permit	9.00%
c. Extended Hours Permit Application	1,195.00 Application	<u>1,302.55</u> Application	9.00%
d. Extended Hours Annual Permit Fee	2,900.00 Permit	<u>3,161.00</u> Permit	9.00%
e. Small Cabaret Exemption Application Fee	300.00 Registration	<u>327.00</u> Registration	9.00%
f. Small Cabaret Exemption Annual Permit Fee	275.00 Permit	<u>299.75</u> Permit	9.00%
6 Pool Room & Bowling Alley Permit	550.00 Permit	<u>599.50</u> Permit	9.00%
7 Skating Rink Permit	550.00 Permit	<u>599.50</u> Permit	9.00%
8 Riding Academy Permit	550.00 Permit	<u>599.50</u> Permit	9.00%
9 Miniature Golf Course Permit	550.00 Permit	<u>599.50</u> Permit	9.00%
10 Carnival Permit	550.00 Permit	<u>599.50</u> Permit	9.00%
11 Outdoor Amusement Center Permit	550.00 Permit	<u>599.50</u> Permit	9.00%
12 Trampoline Center Permit	550.00 Permit	<u>599.50</u> Permit	9.00%
13 Massage Establishment Permit	1721.00 Permit / Year	<u>1875.89</u> Permit	9.00%
14 Massage Therapist and Trainee Permit			
a. Original	150.00 Permit	<u>163.50</u> Permit	9.00%
b. Renewal	100.00 Permit / Year	<u>109.00</u> Permit	9.00%
c. Upgrading from Trainee to Therapist	60.00 Permit	<u>65.40</u> Permit	9.00%
d. Replacement of Badge	30.00 Permit	<u>32.70</u> Permit	9.00%
e. Change of Workplace	20.00 Permit	<u>20.00</u> Permit	0.00%
15 Pawn Broker Permit	550.00 Permit	<u>599.50</u> Permit	9.00%
a. Renewal	100.00 Permit	<u>109.00</u> Permit	9.00%
16 Second Hand Dealer, Exchange Dealer Permit	400.00 Permit	<u>436.00</u> Permit	9.00%
a. Renewal	100.00 Permit	<u>109.00</u> Permit	9.00%
17 Second Hand Jewelry Dealer	400.00 Permit	<u>436.00</u> Permit	9.00%
a. Renewal	310.00 Yearly	<u>337.90</u> Yearly	9.00%
18 Storage of Second Hand Building Materials Permit	100.00 Permit	<u>109.00</u> Permit	9.00%
19 Scrap Dealer Permit	400.00 Permit	<u>436.00</u> Permit	9.00%
20 Scrap Collector Permit	400.00 Permit	<u>436.00</u> Permit	9.00%
21 Owner's Permit to Operate a Motor Vehicle			
a. Escort Service	250.00 Permit	<u>272.50</u> Permit	9.00%
b. Limousine	250.00 Permit	<u>272.50</u> Permit	9.00%
22 Livery Stable	550.00 Permit	<u>599.50</u> Permit	9.00%
23 Flying Field, Heliport, Helistop Permit	550.00 Permit	<u>599.50</u> Permit	9.00%
24 Outdoor Sound Amplification	50.00 Permit	<u>54.50</u> Permit	9.00%
a. Filed With less than 10 Days of the Event	65.00 Permit	<u>70.85</u> Permit	9.00%
B. NOTICE OF HEARING ON THE APPLICATION FOR A SPECIAL ACTIVITY PERMIT. NOTICE TO BE PUBLISHED ONCE IN THE OFFICIAL NEWSPAPER OF THE CITY OF OAKLAND	65.00 Fee	<u>70.85</u> Fee	9.00%
C. APPEAL FILING FEE, SPECIAL ACTIVITY PERMITS	700.00 Appeal	<u>763.00</u> Appeal	9.00%
D. FEES FOR CHARITABLE SOLICITATION PERMIT			
1 Permit Filing Fee (valid for up to 90 days)	30.00 Permit	<u>32.70</u> Permit	9.00%
E. ANNUAL PERMIT TO CONDUCT BINGO GAMES FOR			
1 Bingo Hall Permit Fee for Manager of Bingo Hall	50.00 Year	50.00 Year	0.00%
1 Bingo Hall Permit Fee for Manager of Bingo Hall	1,200.00 Permit	<u>1,308.00</u> Permit	9.00%
a. City Auditor Review of Independent Audit, if applicable	5,000.00 Audit	<u>5,450.00</u> Audit	9.00%
2 Bingo Game Operator Law Enforcement and Public Safety Fee			
a. Monthly Fee	1,200.00 Month	<u>1,308.00</u> Month	9.00%
b. Late Fee for Payments Received After 15th of Month	10% of fee Amount	10% of fee Amount	0.00%

F. MEDICAL CANNABIS BUSINESS DISPENSARY PERMITS

1 Application Fee				
<u>a. First application submitted</u>	2,600.00 Application	<u>2,403.56</u> Application		<u>-7.56%</u>
<u>b. Application fee for each additional permit for same operator at same location</u>		<u>801.19</u> Application		
2 Renewal processing fee for Dispensary	594.00 Permit/Year	<u>555.30</u> Permit/Year		<u>-6.52%</u>
3 Annual Dispensary Permit	11,432.00 Non-refundable	<u>12,345.10</u> Non-refundable		
3a <u>Annual Permit if Gross Sales > \$999,999</u>	11,432.00 Non-refundable annual regulatory fee	<u>10,906.56</u> Non-refundable annual regulatory fee		<u>-4.60%</u>
3b <u>Each additional permit for same operator at same location if Gross Sales > \$999,999</u>		<u>4,149.77</u> Non-refundable annual regulatory fee		
4a <u>Annual Permit if Gross Sales = \$500,000 - \$999,999</u>	6,030.00 Non-refundable annual regulatory fee	<u>5,684.68</u> Non-refundable annual regulatory fee		<u>-5.73%</u>
4b <u>Each additional permit for same operator at same location if Gross Sales = \$500,000 - \$999,999</u>		<u>2,089.98</u> Non-refundable annual regulatory fee		
5a <u>Annual Permit if Gross Sales < \$500,000</u>	3,348.00 Non-refundable annual regulatory fee	<u>3,059.91</u> Non-refundable annual regulatory fee		<u>-8.60%</u>
5b <u>Each additional permit for same operator at same location if Gross Sales < \$500,000</u>		<u>872.19</u> Non-refundable annual regulatory fee		
6 Application Fee - On Site Consumption	2,926.00 Application	<u>3,189.34</u> Application		<u>9.00%</u>
7 Permit Fee - On Site Consumption	1,694.00 Non-refundable annual regulatory fee	<u>1,944.20</u> Non-refundable annual regulatory fee		<u>14.77%</u>
8 <u>Renewal processing for Non-Dispensary permit</u>		<u>387.44</u> Permit/Year		

G. REHEARING FILING FEE 373.00 Application 406.57 Application 9.00%

H. HEARING NOTIFICATION FEE 1,105.00 Permit 1,204.45 Permit

NUISANCE ENFORCEMENT UNIT

A. PUBLIC NUISANCE ORDINANCE AND NUISANCE EVICTION

1 Drug Nuisance Abatement Letter - Repeat Offender	2,398.00 Letter	<u>2,613.82</u> Letter		9.00%
2 Administrative Nuisance Cases	4,114.00 Case Minimum or Actual Cost	<u>4,484.26</u> Case Minimum or Actual Cost		9.00%
3 Documentation and Investigation for Public Nuisance Abatement Cases That Go to Court	21,737.00 Case Minimum or Actual Cost	<u>23,693.33</u> Case Minimum or Actual Cost		9.00%
4 Notice to Evict by City	500.00 Notice	<u>545.00</u> Notice		9.00%
5 Administrative Costs for Civil Penalty Citation	3,500.00 Case	<u>3,815.00</u> Case		9.00%
6 Assistant to the City Administrator (Case Manager)	158.00 Hour	<u>172.22</u> Hour		9.00%
7 Administrative Assistant II	75.00 Hour	<u>81.75</u> Hour		9.00%

FISCAL IMPACT

The fiscal impact from these fee changes is expected to be minimal due to the marginal nature of the proposed changes. These fees are recovered to the General Purpose Fund (1010).

Attachments:

2018-2019 CAO Proposed Fee Changes

CITY ADMINISTRATORS OFFICE
SPECIAL ACTIVITY PERMITS
CANNABIS APPLICATION FEE 2018-19

Application Fee for Cannabis Permits

DEPT	CLASS	CLASS NAME	# Hours	Hourly Wage	RETIREMENT	FRINGE	OPEB	OVERHEAD	\$+R+F+O+O	TOTAL COSTS
CAO	SS176	Administrative Assistant to the City Administrator	128	\$ 33.61	\$ 13.47	\$ 23.61	\$ 2.51	\$ -	\$ 73.20	\$ 9,369.07
CAO	EM117	Assistant to the City Administrator	14	\$ 77.08	\$ 30.89	\$ 54.14	\$ 5.76	\$ -	\$ 167.86	\$ 2,350.11

Supplies \$ 11,719.18
Subtotal \$ 5,000.00
Subtotal \$ 16,719.18

Total per permit baseline cost for staff time on overall application process \$170.60

DEPT	CLASS	CLASS NAME	# Hours	Hourly Wage	RETIREMENT	FRINGE	OPEB	OVERHEAD	\$+R+F+O+O	TOTAL COSTS
CAO	EM117	Assistant to the City Administrator	5	\$ 77.08	\$ 30.88	\$ 54.14	\$ 5.76		\$ 167.85	\$ 839.27
CAO	SS176	Administrative Assistant to the City Administrator	9	\$ 33.61	\$ 13.47	\$ 23.61	\$ 2.51		\$ 73.20	\$ 658.76
P & Z	AP275	Planner III	1	\$ 52.15	\$ 20.90	\$ 36.63	\$ 3.90	\$ 11.23	\$ 124.80	\$ 124.80
OPD	PS190	Police Officer	4	\$ 64.97	\$ 28.96	\$ 43.76	\$ 4.85	\$ 9.98	\$ 152.53	\$ 610.12
								Subtotal		\$ 2,232.95

Total Cost for Application For Cannabis Permit \$ 2,403.56

Additional Costs for Dispensaries only:

Notification \$ 1,105.00
Publication \$ 65.00
Total Additional Costs \$ 1,170.00

Total Cost of Application for Cannabis Dispensary Permit \$ 3,573.56

Applicant will pay all costs associated with Fire, Building, Plumbing & Electrical Inspection Permits

DEPT	CLASS	RENEWAL PROCESSING FEES FOR DISPENSARY	# Hours	Hourly Wage	RETIREMENT	FRINGE	OPEB	OVERHEAD	\$+R+F+O+O	TOTAL COSTS
CAO	EM117	Assistant to the City Administrator	2	\$ 77.08	\$ 30.88	\$ 54.14	\$ 5.76		\$ 167.85	\$ 335.71
CAO	SS176	Administrative Assistant to the City Administrator	3	\$ 33.61	\$ 13.47	\$ 23.61	\$ 2.51		\$ 73.20	\$ 219.59

\$ 555.30

DEPT	CLASS	RENEWAL PROCESSING FEES FOR NON-DISPENSARY	# Hours	Hourly Wage	RETIREMENT	FRINGE	OPEB	OVERHEAD	\$+R+F+O+O	TOTAL COSTS
CAO	EM117	Assistant to the City Administrator	1	\$ 77.08	\$ 30.88	\$ 54.14	\$ 5.76		\$ 167.85	\$ 167.85
CAO	SS176	Administrative Assistant to the City Administrator	3	\$ 33.61	\$ 13.47	\$ 23.61	\$ 2.51		\$ 73.20	\$ 219.59

\$ 387.44

**CITY ADMINISTRATORS OFFICE
SPECIAL ACTIVITY PERMITS
CANNABIS NON DISPENSARY PERMITS**

Annual Regulatory Fee for Cannabis Facilities > \$999,999 in annual sales

DEPT	CLASS	CLASS NAME	# of FTE	% FTE	STEP 5 *	40.07% RETIREMENT	70.24% FRINGE	7.47% OPEB	OVERHEAD	S+R+F+O+O	TOTAL COSTS
CAO	SS176	Administrative Assistant to the City Administrator		100%	\$ 65,544.01	\$ 26,263.48	\$ 46,038.11	\$ 4,896.14		\$ 142,741.74	\$ 142,741.74
CAO	EM117	Assistant to the City Administrator		90%	\$ 150,295.35	\$ 60,223.35	\$ 105,567.45	\$ 11,227.06		\$ 327,313.21	\$ 294,581.89
OCA	AL030	Deputy City Attorney III		75%	\$ 165,636.23	\$ 66,370.44	\$ 116,342.89	\$ 12,373.03		\$ 360,722.58	\$ 270,541.94
Finance	AF022	Tax Auditor II	2	100%	\$ 89,653.59	\$ 35,924.19	\$ 62,972.68	\$ 6,697.12		\$ 195,247.59	\$ 390,495.18
Finance	AF003	Cashier		60%	\$ 54,497.82	\$ 21,837.28	\$ 38,279.27	\$ 4,070.99		\$ 118,685.35	\$ 71,211.21
Finance	AF021	Accountant II		100%	\$ 103,477.45	\$ 41,463.41	\$ 72,682.56	\$ 7,729.77		\$ 225,353.19	\$ 225,353.19
Finance	AF020	Accountant Clerk II		100%	\$ 57,090.93	\$ 22,876.34	\$ 40,100.67	\$ 4,264.69		\$ 124,332.63	\$ 124,332.63
Finance	AF509	Principal Revenue Analyst		50%	\$ 150,237.66	\$ 60,200.23	\$ 105,526.93	\$ 11,222.75		\$ 327,187.58	\$ 163,593.79
Finance	AF050	Tax Enforcement Officer II		60%	\$ 89,653.59	\$ 35,924.19	\$ 62,972.68	\$ 6,697.12		\$ 195,247.59	\$ 117,148.55
CAO	SS198	Public Service Representative		50%	\$ 61,620.00	\$ 24,691.13	\$ 43,281.89	\$ 4,603.01		\$ 134,196.04	\$ 67,098.02
CAO	MA109	City Administrator Analyst		50%	\$ 110,207.40	\$ 44,160.11	\$ 77,409.68	\$ 8,232.49		\$ 240,009.68	\$ 120,004.84
						44.58%	67.36%	7.47%			
					STEP 5 *	RETIREMENT	FRINGE	OPEB	OVERHEAD	S+R+F+O+O	
OPD	PS190	Police Officer	2	100%	\$ 135,140.07	\$ 60,245.44	\$ 91,030.35	\$ 10,094.96	\$ 20,757.51	\$ 317,268.34	\$ 634,536.68

\$ 2,621,639.66

City Administration Costs Only

O & M	\$ 35,000.00
Supplies & Equipment	\$ 50,000.00
Continuing Education	\$ 10,000.00
Vehicle usage	\$ 10,000.00
TOTAL COST	\$ 105,000.00

Salaries & Administrative Costs	2,726,640
Total Based on 250 Permits	\$ 10,906.56

CANNABIS NON-DISPENSARY PERMITS

Annual Regulatory Fee for Cannabis Facilities < or equal to \$500,001-\$999,999 in annual sales

DEPT	CLASS	CLASS NAME		% FTE	40.07%		70.24%		7.47%		TOTAL COSTS
					STEP 5 *	RETIREMENT	FRINGE	OPEB	OVERHEAD	S+R+F+O+O	
CAO	SS176	Administrative Assistant to the City Administrator		50%	\$ 65,544.01	\$ 26,263.48	\$ 46,038.11	\$ 4,896.14		\$ 142,741.74	\$ 71,370.87
CAO	EM117	Assistant to the City Administrator		45%	\$ 150,295.35	\$ 60,223.35	\$ 105,567.45	\$ 11,227.06		\$ 327,313.21	\$ 147,290.95
OCA	AL030	Deputy City Attorney III		38%	\$ 165,636.23	\$ 66,370.44	\$ 116,342.89	\$ 12,373.03		\$ 360,722.58	\$ 137,074.58
Finance	AF022	Tax Auditor II	2	50%	\$ 89,653.59	\$ 35,924.19	\$ 62,972.68	\$ 6,697.12		\$ 195,247.59	\$ 195,247.59
Finance	AF050	Tax Enforcement Officer II		60%	\$ 79,053.00	\$ 31,676.54	\$ 55,526.83	\$ 5,905.26		\$ 172,161.62	\$ 103,296.97
Finance	AF003	Cashier		30%	\$ 54,497.82	\$ 21,837.28	\$ 38,279.27	\$ 4,070.99		\$ 118,685.35	\$ 35,605.61
Finance	AF021	Accountant II		50%	\$ 103,477.45	\$ 41,463.41	\$ 72,682.56	\$ 7,729.77		\$ 225,353.19	\$ 112,676.60
Finance	AF020	Accountant Clerk II		50%	\$ 57,090.93	\$ 22,876.34	\$ 40,100.67	\$ 4,264.69		\$ 124,332.63	\$ 62,166.31
Finance	AF509	Principal Revenue Analyst		25%	\$ 150,237.66	\$ 60,200.23	\$ 105,526.93	\$ 11,222.75		\$ 327,187.58	\$ 81,796.89
Finance	AF050	Tax Enforcement Officer II		30%	\$ 89,653.59	\$ 35,924.19	\$ 62,972.68	\$ 6,697.12		\$ 195,247.59	\$ 58,574.28
CAO	SS198	Public Service Representative		25%	\$ 61,620.00	\$ 24,691.13	\$ 43,281.89	\$ 4,603.01		\$ 134,196.04	\$ 33,549.01
CAO	MA109	City Administrator Analyst		25%	\$ 110,207.40	\$ 44,160.11	\$ 77,409.68	\$ 8,232.49		\$ 240,009.68	\$ 60,002.42
						44.58%	67.36%	7.47%			
					STEP 5 *	RETIREMENT	FRINGE	OPEB	OVERHEAD	S+R+F+O+O	
OPD	PS190	Police Officer	2	50%	\$ 135,140.07	\$ 60,245.44	\$ 91,030.35	\$ 10,094.96	\$ 20,757.51	\$ 317,268.34	\$ 317,268.34

Salaries & Administrative Costs	\$ 1,421,170.42
Total Based on 250 Permits	\$ 5,684.68

Annual Regulatory Fee for Cannabis Facilities < \$500,000 in annual sales

DEPT	CLASS	CLASS NAME		% FTE	40.07%		70.24%		7.47%		TOTAL COSTS
					STEP 5 *	RETIREMENT	FRINGE	OPEB	OVERHEAD	S+R+F+O+O	
CAO	SS176	Administrative Assistant to the City Administrator		25%	\$ 65,544.01	\$ 26,263.48	\$ 46,038.11	\$ 4,896.14		\$ 142,741.74	\$ 35,685.44
CAO	EM117	Assistant to the City Administrator		23%	\$ 150,295.35	\$ 60,223.35	\$ 105,567.45	\$ 11,227.06		\$ 327,313.21	\$ 75,282.04
OCA	AL030	Deputy City Attorney III		19%	\$ 165,636.23	\$ 66,370.44	\$ 116,342.89	\$ 12,373.03		\$ 360,722.58	\$ 68,537.29
Finance	AF022	Tax Auditor II	2	25%	\$ 89,653.59	\$ 35,924.19	\$ 62,972.68	\$ 6,697.12		\$ 195,247.59	\$ 97,623.79
Finance	AF050	Tax Enforcement Officer II		60%	\$ 79,053.00	\$ 31,676.54	\$ 55,526.83	\$ 5,905.26		\$ 172,161.62	\$ 103,296.97
Finance	AF003	Cashier		15%	\$ 54,497.82	\$ 21,837.28	\$ 38,279.27	\$ 4,070.99		\$ 118,685.35	\$ 17,802.80
Finance	AF021	Accountant II		25%	\$ 103,477.45	\$ 41,463.41	\$ 72,682.56	\$ 7,729.77		\$ 225,353.19	\$ 56,338.30
Finance	AF020	Accountant Clerk II		25%	\$ 57,090.93	\$ 22,876.34	\$ 40,100.67	\$ 4,264.69		\$ 124,332.63	\$ 31,083.16
Finance	AF509	Principal Revenue Analyst		13%	\$ 150,237.66	\$ 60,200.23	\$ 105,526.93	\$ 11,222.75		\$ 327,187.58	\$ 42,534.38
Finance	AF050	Tax Enforcement Officer II		15%	\$ 89,653.59	\$ 35,924.19	\$ 62,972.68	\$ 6,697.12		\$ 195,247.59	\$ 29,287.14
CAO	SS198	Public Service Representative		13%	\$ 61,620.00	\$ 24,691.13	\$ 43,281.89	\$ 4,603.01		\$ 134,196.04	\$ 17,445.48
CAO	MA109	City Administrator Analyst		12%	\$ 110,207.40	\$ 44,160.11	\$ 77,409.68	\$ 8,232.49		\$ 240,009.68	\$ 28,801.16
						44.58%	67.36%	7.47%			
					STEP 5 *	RETIREMENT	FRINGE	OPEB	OVERHEAD	S+R+F+O+O	
OPD	PS190	Police Officer	2	25%	\$ 135,140.07	\$ 60,245.44	\$ 91,030.35	\$ 10,094.96	\$ 20,757.51	\$ 317,268.34	\$ 158,634.17

Salaries & Administrative Costs	\$ 764,977.13
Total Based on 250 Permits	\$ 3,059.91

CANNABIS NON-DISPENSARY PERMITS

CITY ADMINISTRATORS OFFICE
SPECIAL ACTIVITY PERMITS
CANNABIS DISPENSARY PERMITS

Annual Regulatory Fee for Cannabis Facilities > \$999,999 in annual sales

DEPT	CLASS	CLASS NAME	# of FTE	% FTE	STEP 5 *	40.07% RETIREMENT	70.24% FRINGE	7.47% OPEB	OVERHEAD	S+R+F+O+O	TOTAL COSTS
CAO	SS176	Administrative Assistant to the City Administrator		100%	\$ 65,544.01	\$ 26,263.48	\$ 46,038.11	\$ 4,896.14		\$ 142,741.74	\$ 142,741.74
CAO	EM117	Assistant to the City Administrator		90%	\$ 150,295.35	\$ 60,223.35	\$ 105,567.45	\$ 11,227.06		\$ 327,313.21	\$ 294,581.89
OCA	AL030	Deputy City Attorney III		75%	\$ 165,636.23	\$ 66,370.44	\$ 116,342.89	\$ 12,373.03		\$ 360,722.58	\$ 270,541.94
Finance	AF022	Tax Auditor II	2	100%	\$ 89,653.59	\$ 35,924.19	\$ 62,972.68	\$ 6,697.12		\$ 195,247.59	\$ 390,495.18
Finance	AF050	Tax Enforcement Officer II		60%	\$ 79,053.00	\$ 31,676.54	\$ 55,526.83	\$ 5,905.26		\$ 172,161.62	\$ 103,296.97
Finance	AF003	Cashier		60%	\$ 54,497.82	\$ 21,837.28	\$ 38,279.27	\$ 4,070.99		\$ 118,685.35	\$ 71,211.21
CAO	AP153	Contracts and Compliance Officer		100%	\$ 117,704.70	\$ 47,164.27	\$ 82,675.78	\$ 8,792.54		\$ 256,337.30	\$ 256,337.30
Finance	AF021	Accountant II		100%	\$ 103,477.45	\$ 41,463.41	\$ 72,682.56	\$ 7,729.77		\$ 225,353.19	\$ 225,353.19
Finance	AF020	Accountant Clerk II		100%	\$ 57,090.93	\$ 22,876.34	\$ 40,100.67	\$ 4,264.69		\$ 124,332.63	\$ 124,332.63
Finance	AF509	Principal Revenue Analyst		50%	\$ 150,237.66	\$ 60,200.23	\$ 105,526.93	\$ 11,222.75		\$ 327,187.58	\$ 163,593.79
Finance	AF050	Tax Enforcement Officer II		60%	\$ 89,653.59	\$ 35,924.19	\$ 62,972.68	\$ 6,697.12		\$ 195,247.59	\$ 117,148.55
CAO	SS198	Public Service Representative		50%	\$ 61,620.00	\$ 24,691.13	\$ 43,281.89	\$ 4,603.01		\$ 134,196.04	\$ 67,098.02
CAO	MA109	City Administrator Analyst		50%	\$ 110,207.40	\$ 44,160.11	\$ 77,409.68	\$ 8,232.49		\$ 240,009.68	\$ 120,004.84
						44.58%	67.36%	7.47%			
					STEP 5 *	RETIREMENT	FRINGE	OPEB	OVERHEAD	S+R+F+O+O	
OPD	PS190	Police Officer	2	100%	\$ 135,140.07	\$ 60,245.44	\$ 91,030.35	\$ 10,094.96	\$ 20,757.51	\$ 317,268.34	\$ 634,536.68

\$ 2,981,273.93

City Administration Costs Only

O & M	\$ 35,000.00
Supplies & Equipment	\$ 50,000.00
Continuing Education	\$ 10,000.00
Vehicle usage	\$ 10,000.00
TOTAL COST	\$ 105,000.00

Salaries & Administrative Costs	\$ 3,086,273.93
Total Based on 250 Permits	\$ 12,345.10

CANNABIS DISPENSARY PERMITS

CITY ADMINISTRATORS OFFICE
SPECIAL ACTIVITY PERMITS
CANNABIS PERMITS

Additional Permit Annual Regulatory Fee for Cannabis Facilities > \$999,999 in annual sales

DEPT	CLASS	CLASS NAME	# of FTE	% FTE	STEP 5 *	40.07% RETIREMENT	70.24% FRINGE	7.47% OPEB	OVERHEAD	S+R+F+O+O		TOTAL COSTS
CAO	SS176	Administrative Assistant to the City Administrator		33%	\$ 65,544.01	\$ 26,263.48	\$ 46,038.11	\$ 4,896.14		\$ 142,741.74		\$ 47,104.78
CAO	EM117	Assistant to the City Administrator		30%	\$ 150,295.35	\$ 60,223.35	\$ 105,567.45	\$ 11,227.06		\$ 327,313.21		\$ 98,193.96
OCA	AL030	Deputy City Attorney III		25%	\$ 165,636.23	\$ 66,370.44	\$ 116,342.89	\$ 12,373.03		\$ 360,722.58		\$ 90,180.65
Finance	AF022	Tax Auditor II	2	33%	\$ 89,653.59	\$ 35,924.19	\$ 62,972.68	\$ 6,697.12		\$ 195,247.59	X2	\$ 128,863.41
Finance	AF003	Cashier		20%	\$ 54,497.82	\$ 21,837.28	\$ 38,279.27	\$ 4,070.99		\$ 118,685.35		\$ 23,737.07
Finance	AF021	Accountant II		33%	\$ 103,477.45	\$ 41,463.41	\$ 72,682.56	\$ 7,729.77		\$ 225,353.19		\$ 74,366.55
Finance	AF020	Accountant Clerk II		33%	\$ 57,090.93	\$ 22,876.34	\$ 40,100.67	\$ 4,264.69		\$ 124,332.63		\$ 41,029.77
Finance	AF509	Principal Revenue Analyst		16%	\$ 150,237.66	\$ 60,200.23	\$ 105,526.93	\$ 11,222.75		\$ 327,187.58		\$ 52,350.01
Finance	AF050	Tax Enforcement Officer II		20%	\$ 89,653.59	\$ 35,924.19	\$ 62,972.68	\$ 6,697.12		\$ 195,247.59		\$ 39,049.52
CAO	SS198	Public Service Representative		16%	\$ 61,620.00	\$ 24,691.13	\$ 43,281.89	\$ 4,603.01		\$ 134,196.04		\$ 21,471.37
CAO	MA109	City Administrator Analyst		16%	\$ 110,207.40	\$ 44,160.11	\$ 77,409.68	\$ 8,232.49		\$ 240,009.68		\$ 38,401.55
						44.58%	67.36%	7.47%				
					STEP 5 *	RETIREMENT	FRINGE	OPEB	OVERHEAD	S+R+F+O+O		
OPD	PS190	Police Officer	2	33%	\$ 135,140.07	\$ 60,245.44	\$ 91,030.35	\$ 10,094.96	\$ 20,757.51	\$ 317,268.34	X2	\$ 209,397.11

\$ 967,442.71

City Administration Costs Only

O & M	\$ 35,000.00	
Supplies & Equipment	\$ 50,000.00	
Continuing Education	\$ 10,000.00	
Vehicle usage	\$ 10,000.00	
TOTAL COST:	\$ 105,000.00	\$ 70,000.00

Salaries & Administrative Costs	<u>1,037,443</u>
Total Based on 250 Permits	\$ 4,149.77

CANNABIS ADDITIONAL PERMIT

Additional Annual Regulatory Fee for Cannabis Facilities < or equal to \$500,001-\$999,999 in annual sales

DEPT	CLASS	CLASS NAME		% FTE	40.07%	70.24%	7.47%					TOTAL COSTS
					STEP 5 *	RETIREMENT	FRINGE	OPEB	OVERHEAD	S+R+F+O+O		
CAO	SS176	Administrative Assistant to the City Administrator		17%	\$ 65,544.01	\$ 26,263.48	\$ 46,038.11	\$ 4,896.14		\$ 142,741.74		\$ 24,266.10
CAO	EM117	Assistant to the City Administrator		15%	\$ 150,295.35	\$ 60,223.35	\$ 105,567.45	\$ 11,227.06		\$ 327,313.21		\$ 49,096.98
OCA	AL030	Deputy City Attorney III		10%	\$ 165,636.23	\$ 66,370.44	\$ 116,342.89	\$ 12,373.03		\$ 360,722.58		\$ 36,072.26
Finance	AF022	Tax Auditor II	2	13%	\$ 89,653.59	\$ 35,924.19	\$ 62,972.68	\$ 6,697.12		\$ 195,247.59	x2	\$ 50,764.37
Finance	AF050	Tax Enforcement Officer II		15%	\$ 79,053.00	\$ 31,676.54	\$ 55,526.83	\$ 5,905.26		\$ 172,161.62		\$ 25,824.24
Finance	AF003	Cashier		13%	\$ 54,497.82	\$ 21,837.28	\$ 38,279.27	\$ 4,070.99		\$ 118,685.35		\$ 15,429.10
Finance	AF021	Accountant II		13%	\$ 103,477.45	\$ 41,463.41	\$ 72,682.56	\$ 7,729.77		\$ 225,353.19		\$ 29,295.91
Finance	AF020	Accountant Clerk II		13%	\$ 57,090.93	\$ 22,876.34	\$ 40,100.67	\$ 4,264.69		\$ 124,332.63		\$ 16,163.24
Finance	AF509	Principal Revenue Analyst		13%	\$ 150,237.66	\$ 60,200.23	\$ 105,526.93	\$ 11,222.75		\$ 327,187.58		\$ 42,534.38
Finance	AF050	Tax Enforcement Officer II		8%	\$ 89,653.59	\$ 35,924.19	\$ 62,972.68	\$ 6,697.12		\$ 195,247.59		\$ 15,619.81
CAO	SS198	Public Service Representative		7%	\$ 61,620.00	\$ 24,691.13	\$ 43,281.89	\$ 4,603.01		\$ 134,196.04		\$ 9,393.72
CAO	MA109	City Administrator Analyst		6%	\$ 110,207.40	\$ 44,160.11	\$ 77,409.68	\$ 8,232.49		\$ 240,009.68		\$ 14,400.58
						44.58%	67.36%	7.47%				
					STEP 5 *	RETIREMENT	FRINGE	OPEB	OVERHEAD	S+R+F+O+O		
OPD	PS190	Police Officer	2	25%	\$ 135,140.07	\$ 60,245.44	\$ 91,030.35	\$ 10,094.96	\$ 20,757.51	\$ 317,268.34	x2	\$ 158,634.17

Salaries & Administrative Costs	\$ 522,494.87
Total Based on 250 Permits	\$ 2,089.98

Additional Annual Regulatory Fee for Cannabis Facilities < \$500,000 in annual sales

DEPT	CLASS	CLASS NAME		% FTE	40.07%	70.24%	7.47%					TOTAL COSTS
					STEP 5 *	RETIREMENT	FRINGE	OPEB	OVERHEAD	S+R+F+O+O		
CAO	SS176	Administrative Assistant to the City Administrator		7%	\$ 65,544.01	\$ 26,263.48	\$ 46,038.11	\$ 4,896.14		\$ 142,741.74		\$ 9,991.92
CAO	EM117	Assistant to the City Administrator		6%	\$ 150,295.35	\$ 60,223.35	\$ 105,567.45	\$ 11,227.06		\$ 327,313.21		\$ 19,638.79
OCA	AL030	Deputy City Attorney III		5%	\$ 165,636.23	\$ 66,370.44	\$ 116,342.89	\$ 12,373.03		\$ 360,722.58		\$ 18,036.13
Finance	AF022	Tax Auditor II	2	6%	\$ 89,653.59	\$ 35,924.19	\$ 62,972.68	\$ 6,697.12		\$ 195,247.59	x2	\$ 23,429.71
Finance	AF050	Tax Enforcement Officer II		4%	\$ 79,053.00	\$ 31,676.54	\$ 55,526.83	\$ 5,905.26		\$ 172,161.62		\$ 6,886.46
Finance	AF003	Cashier		4%	\$ 54,497.82	\$ 21,837.28	\$ 38,279.27	\$ 4,070.99		\$ 118,685.35		\$ 4,747.41
Finance	AF021	Accountant II		6%	\$ 103,477.45	\$ 41,463.41	\$ 72,682.56	\$ 7,729.77		\$ 225,353.19		\$ 13,521.19
Finance	AF020	Accountant Clerk II		7%	\$ 57,090.93	\$ 22,876.34	\$ 40,100.67	\$ 4,264.69		\$ 124,332.63		\$ 8,703.28
Finance	AF509	Principal Revenue Analyst		3%	\$ 150,237.66	\$ 60,200.23	\$ 105,526.93	\$ 11,222.75		\$ 327,187.58		\$ 9,815.63
Finance	AF050	Tax Enforcement Officer II		4%	\$ 89,653.59	\$ 35,924.19	\$ 62,972.68	\$ 6,697.12		\$ 195,247.59		\$ 7,809.90
CAO	SS198	Public Service Representative		3%	\$ 61,620.00	\$ 24,691.13	\$ 43,281.89	\$ 4,603.01		\$ 134,196.04		\$ 4,025.88
CAO	MA109	City Administrator Analyst		3%	\$ 110,207.40	\$ 44,160.11	\$ 77,409.68	\$ 8,232.49		\$ 240,009.68		\$ 7,200.29
						44.58%	67.36%	7.47%				
					STEP 5 *	RETIREMENT	FRINGE	OPEB	OVERHEAD	S+R+F+O+O		
OPD	PS190	Police Officer	2	13%	\$ 135,140.07	\$ 60,245.44	\$ 91,030.35	\$ 10,094.96	\$ 20,757.51	\$ 317,268.34	x2	\$ 82,489.77

Salaries & Administrative Costs	\$ 218,046.38
Total Based on 250 Permits	\$ 872.19

CANNABIS ADDITIONAL PERMIT

CITY ADMINISTRATORS OFFICE
 SPECIAL ACTIVITY PERMITS
 CANNABIS ON-SITE CONSUMPTION PERMIT & APPLICATION

On-site Consumption Permit Initial Application Fee

DEPT	CLASS	CLASS NAME	# Hours	Hourly Wage	RETIREMENT	FRINGE	OPEB	OVERHEAD	S+R+F+O+O	TOTAL COSTS
P & Z	AP275	Planner III	3	\$ 52.15	\$ 18.43	\$ 32.31	\$ 3.44	\$ 11.23	\$ 117.56	\$ 352.67
CAO	SS176	Administrative Assistant to the City Administrator	2	\$ 33.61	\$ 13.47	\$ 23.61	\$ 2.51	\$ -	\$ 73.20	\$ 146.39
CAO	EM117	Assistant to the City Administrator	8	\$ 77.08	\$ 30.89	\$ 54.14	\$ 5.76	\$ -	\$ 167.86	\$ 1,342.92
										\$ 1,841.98

Administrative Fees	
Notification	\$ 1,105.00
Publication	\$ 65.00
	\$ 1,170.00

Total Application Cost

\$ 3,011.98

On Site Consumption Annual Regulatory Fee for Cannabis

DEPT	CLASS	CLASS NAME	# Hours	Hourly Wage	RETIREMENT	FRINGE	OPEB	OVERHEAD	S+R+F+O+O	TOTAL COSTS
CAO	EM117	Assistant to the City Administrator	4	\$ 77.08	\$ 30.89	\$ 54.14	\$ 5.76		\$ 167.86	\$ 671.46
CAO	SS176	Administrative Assistant to the City Administrator	4	\$ 33.61	\$ 13.47	\$ 23.61	\$ 2.51		\$ 73.20	\$ 292.78
OCA	AL030	Deputy City Attorney III	2	\$ 84.91	\$ 34.02	\$ 59.64	\$ 6.34		\$ 184.92	\$ 369.83
OPD	PS190	Police Officer	4	\$ 64.97	\$ 28.96	\$ 43.76	\$ 4.85	\$ 9.98	\$ 152.53	\$ 610.12

Total Annual Regulatory Cost

\$ 1,944.20

Applicant will pay all costs associated with Fire, Building, Plumbing & Electrical Inspection Permits

Department of Transportation

NARRATIVE

FY 2018-19 MASTER FEE SCHEDULE

A-2 TRANSPORTATION



INTER OFFICE MEMORANDUM

TO: Sabrina B. Landreth
City Administrator

FROM: Ryan Russo
Dept. Of Transportation

SUBJECT: FY 2018-19 Master Fee Schedule
DOT Amendments

DATE: March 16, 2018

The DOT proposes master fee changes for FY 2018-2019, including modifications and additions of the current assessed fees in compliance with the state's voter-approved Proposition 26.

The amendments proposed in FY 2017-18 MFS include:

- Increases to existing fees to cover the cost of providing the service, and including the approved COLA increase in FY16-17.
- Fees for the new services mandated by the state or regional legislation;
- Re-alignment of fees to market rate in accordance with other entities or municipalities.

Below are the key highlights and rationale for the amendments proposed in FY 2018-19:

General Fee Increase - Where applicable, all fees were increased to reflect the 9% COLA on personnel costs, fringe benefits, retirement and other personnel costs, per AI 1303, and approved by the City Council.

Residential Permit Parking Fee Increase: Add nominal 3 – 4% fee increase to make the program fully cost-recovering as per informational report to council on December 5, 2017.

For questions regarding this report, please contact Wlad Wlassowsky, Transportation Manager at (510) 238-6383.

Ryan Russo
Director, Department of Transportation

Attachments
Department Fee Calculations

Economic and Workforce Development

NARRATIVE

FY 2018-19 MASTER FEE SCHEDULE



INTER OFFICE MEMORANDUM

TO: Sabrina B. Landreth, City Administrator FROM: Mark Sawicki, Director

SUBJECT: EWD FY 18-19 Master Fee Schedule DATE: March 16, 2018

SUMMARY

Based on instructions from Finance of a 9% increase, the Economic & Workforce Development Department (EWD) adjusted the fees in the Master Fee Schedule (MFS) to reflect the full cost recovery. The 9% increase includes the negotiated Cost of Living Adjustment (COLA) for FY 18-19 and updated retirement, fringe and overhead rates.

Processing fees related to real estate property sales, appraisals and telecommunications leases are proposed to increase to full cost recovery.

REAL ESTATE SERVICES

A. PROCESS FEE

1 Administrative Processing Fee for the Sale of Substandard Surplus City Parcels	2,831.00 Parcel
2 Administrative Processing Fee for Surplus Property (Planning Commission)	1,902.00 Parcel
3 Processing Fee for Code Compliance Litigation Guarantees - Residential Properties	689.00 Report or of or 10% Actual Cost of Litigation Guarantee
4 Processing Fee for Code Compliance Litigation Guarantees - Commercial	689.00 Report or of or 10% Actual Cost of Litigation Guarantee
5 Processing Fee for Appraisals	
a. Residential Properties	973.00 Appraisal
b. Commercial Properties	1,400.00 Appraisal
6 Administrative Processing Fee for new telecommunication leases or licenses	2,968.00 Request
7 Administrative processing fee for Telecommunication License Equipment Modification Reviews	2,684.00 Request
8 Administrative processing fee for new Revenue-Generating Leases and Licenses	2,115.00 Request
B. EASEMENT REVIEW FEE	2,968.00 Each

Fees related to the review and facilitation of public art proposals on public, private and Caltrans properties are proposed to increase to full cost recovery. No changes were made to the film -related portion in the Public Art table below. Changes to film related fees were not affected.

PUBLIC ART PROGRAM, CULTURAL ARTS & MARKETING	
A. REVIEW AND FACILITATION FEE	
1 Public Art proposals for City property initiated by artist or community (with or without City funding) and City-funded or required Public Art proposals for private property	377.00 3-hr Minimum 126.00 per add'l hour
2 Public Art official gifts to the City	1,257.00 10-hr Minimum 126.00 per add'l hour
B. REVIEW, PERMIT PREPARATION AND PROCESS FEE	
1 Non-City Public Art projects proposed for Caltrans property	1,257.00 10-hr Minimum
C. FILM-RELATED FEES	
1 Rental of City Properties, Facilities, and/or Parklands (Except Civic Center Complex and Dunsmuir House)	500.00 Day for Actual Filming
a. Set Preparations	250.00 Day
b. Set Clean-up	250.00 Day
c. Still Photography	50.00 Hour
2 Rental of Dunsmuir House (Interior & Exterior)	1,000.00 Day for Actual Filming
a. Set Preparations	500.00 Day
b. Set Clean-up	500.00 Day
c. Still Photography	50.00 Hour
3 Film Permit for Video Production/Photography	100.00 Day
4 Film Permit for Commercial Advertising Production	150.00 Day
5 Film Permit for Major Feature Production	150.00 Day
6 Film Permit for Adjustments for More than 10 Consecutive Days of Production	Up to 150.00 Day
7 Film Permit for Short Subject Production	50.00 Day
8 Film Permit for Television Production	150.00 Day
9 Film Permit for Industrial Production	100.00 Day

Please contact Donna Howell, x3852 for questions.



Approved for forwarding
 Mark Sawicki, Director

FEE DESCRIPTION		Unit		
A. PROCESS FEE				
1	Administrative Processing Fee for the Sale of Substandard Surplus City Parcels	Parcel	\$	2,831
2	Administrative Processing Fee for Surplus Property (Planning Commission)	Parcel	\$	1,902
3	Processing Fee for Code Compliance Litigation Guarantees - Residential Properties	Report or of Actual Cost of Litigation Guarantee	\$	689
4	Processing Fee for Code Compliance Litigation Guarantees - Commercial	Report or of Actual Cost of Litigation Guarantee	\$	689
5	Processing Fee for Appraisals			
	a. Residential Properties	Appraisal	\$	973
	b. Commercial Properties	Appraisal	\$	1,400
6	Administrative Processing Fee for new telecommunication leases or licenses	Request	\$	2,968
7	Administrative processing fee for Telecommunication License Equipment Modification Reviews	Request	\$	2,684
8	Administrative processing fee for new Revenue-Generating Leases and Licenses	Request	\$	2,115
B. EASEMENT REVIEW FEE				
		Each	\$	2,968

- A This fee is required to process sub-standard City surplus property to abutting property owners. The sale of surplus property will help eliminate blight in the community and lower the City's on-going maintenance costs and liability risks. Cost is based on **14 hours of staff time for a Real Estate Agent and 7 hours of clerical support**, including department overhead and central services overhead. This process fee shall not be applicable to City sponsored and City funded programs relating to the disposal or sale of sub-standard surplus City parcels.
- 1 This fee is required to process non-zoned City surplus property through the Planning Commission for zoning determination prior to sale. In order to sell City surplus property, the Planning Commission must process the City's application to zone the property. Real Estate staff incurs costs for processing the application and appearing before the Planning Commission – as required by City Ordinance 11602 dated June 29, 1993. Cost is based on **10 hours staff time for a Real Estate Agent and 4 hours of clerical support**, including departmental overhead and central services overhead. This processing fee shall not be applicable to City sponsored and City funded programs.
- 2 This processing fee is based upon the cost to administer the various title and escrow company contracts required by Code Compliance and the City's Blight Ordinance for residential properties. It is estimated we will do a minimum of 60 reports per year. Cost is based on **4 hours of staff time for a Real Estate Agent and 1 hour of clerical support**, including department overhead and central services overhead. The Real Estate Division must perform on-going title contract administration to ensure Code Compliance receives timely title company litigation guarantees.
- 3 This processing fee is based upon the increased cost to administer the various title and escrow company contracts required by Code Compliance and the City's Blight Ordinance for commercial properties. It is estimated we will do approximately 100 reports per year. Cost is based on **4 hours of staff time for a Real Estate Agent and 1 hour of clerical support**, including department overhead and central services overhead.
- 4 This processing fee is required to process appraisal reviews for real estate that is residential in nature. A SFR, 1-4 units or land for a SFR or 1-4 units. Fee based on **6 hours of staff time for a Real Estate Agent and 1 hours of clerical support**, including department overhead and central services overhead. This processing fee shall not be applicable to City sponsored and City funded programs.
- 5a This processing fee is required to process appraisal reviews for real estate that is commercial in nature. Apartment buildings, industrial, retail Hotel and land for such developments. Fee based on **9 hours of staff time for a Real Estate Agent and 1 hours of clerical support**, including department overhead and central services overhead. This processing fee shall not be applicable to City sponsored and City funded programs.
- 5b This processing fee is based on the cost to draft and administer a telecommunications lease or license. Fee based on **16 hours of staff time, 2 hours of managers time and 2 hours of clerical support**, including department overhead and central services overhead.
- 6 This processing fee is based on the cost to draft and administer a telecommunications lease or license. Fee based on **14 hours of staff time, 2 hours of managers time and 2 hours of clerical support**, including department overhead and central services overhead.
- 7 This processing fee is based on the cost to draft and administer new revenue generating lease or license. Fee based on **10 hours of staff time, 2 hours of managers time and 2 hours of clerical support**, including department overhead and central services overhead.
- 8 This fee is paid by people (the public) who require the use of City property. Easements encumber and restrict the value of City property. This is a service provided to the public. Fee based on **16 hours of staff time, 2 hours of managers time and 2 hours of clerical support**, including department overhead and
- B

Economic & Workforce Development

FEE DESCRIPTION	Volume	Unit	Full Cost Recovery Fee Would Be:
A. REVIEW AND FACILITATION FEE			
1 Public Art proposals for City property initiated by artist or community (with or without City funding) and City-funded Public Art proposals for private property	6	3-hr Minimum per add'l hour	377 126
2 Public Art official gifts to the City	0	10-hr Minimum per add'l hour	1,257 126
B. REVIEW, PERMIT PREPARATION AND PROCESS FEE			
1 Non-City Public Art projects proposed for Caltrans property	2	10-hr Minimum per add'l hour	1,257 126

- A.1 (City property and/or City funding): These projects are the most common. They require a bare minimum of three hours' staff review, processing and assistance. The proposals must be reviewed by the Public Art Advisory Committee (PAAC) and the three hours includes staff communication with applicant, assembly of proposal packet for review, posting agenda materials, facilitating presentation at Committee, and documenting the result for artist/sponsor. Any
- A.2 (Gifts to City): The least frequent type of project we review. Takes at least 10 hours because we are required to convene a special review panel that meets separately and then makes recommendations to the PAAC and Council, in addition to the steps for type A.1. Staff must also negotiate a maintenance agreement with the donor. Frankly, this fee is probably the most disproportionate to cost recovery for actual elapsed staff time. (Example: The Remember Them
- B.1. (Caltrans property): The maximum documented time we've spent on a Caltrans project was 39 hours; however this included learning time for staff on all-new Caltrans policies and application procedures. We've streamlined the process to the 10-hour minimum to keep down costs for the applicant. Though similar to type A.1, these projects also require staff to go to Council with a resolution to accept the project, and to prepare, submit, and monitor Caltrans permit applications.

Planning and Building Department

NARRATIVE

FY 2018-19 MASTER FEE SCHEDULE

A-4 PLANNING & BUILDING



INTER OFFICE MEMORANDUM

TO: Sabrina B. Landreth
City Administrator

FROM: William A. Gilchrist
Director, Planning
And Building Department

SUBJECT: Master Fee Schedule –
Planning and Building
Amendments

DATE: March 16, 2018

Planning & Building Department (PBD) is proposing adjustments/changes to the Master-Fee Schedule which continue to support full cost recovery for service provision within the Development Service Fund (2415) and have no fiscal impact to the General Fund (1010). The proposed fee revisions are clarifying in nature; there are no fiscal impacts.

The Department's current fees were developed as part of a fee study conducted by MGT of America, Inc (MGT) in FY 2015-16. At this time, PBD is proposing only minor revisions to the City fee schedule, which revisions only consolidate and reorganize existing fees, rather than propose any new fees. As such, no additional impact fee analysis is required and the findings of the MTG fee study are still valid. The Planning and Building Department is proposing to re-analyze all fees through a comprehensive fee study as part of the 2019-21 budget development process.

Proposed fee revisions:

1. Staff proposes a consolidation of the permit application fee, and the creation of a sub category; "Planning Application" (currently assessed under fee category "2. "All other permits). There is no fiscal impact due to this proposed change.

FEE DESCRIPTION	FY 2017-18 FEE UNIT	FY 2018-19 Proposed FEE UNIT
BUILDING SERVICES		
ADMINISTRATION		
A. PERMIT APPLICATION FEE		
1 Building, Electrical, Mechanical, Plumbing Permits		
a. Filing and Rounting (Intake)	13.00 Permit	70.00 Permit
b. Routing—Project Value \$2,000 or Less	44.00 Permit	44.00 Permit
c. Routing—Project Value \$2,001 or Greater	57.00 Permit	57.00 Permit
d. Routing—Application and Issuance by Internet	57.00 Permit	57.00 Permit
2 All Other Permits		-
a. Filing and Rounting (Intake)	13.00 Permit	70.00 Permit
b. Routing	57.00 Permit	57.00 Permit

FEE DESCRIPTION	FY 2017-18 FEE UNIT	FY 2018-19 Proposed FEE UNIT
BUILDING SERVICES		
ADMINISTRATION		
A. PERMIT APPLICATION FEE		
1 Building, Electrical, Mechanical, Plumbing Permits		
a. Filing and Routing (Intake)	13.00 Permit	70.00 Permit
b. Routing—Project Value \$2,000 or Less	44.00 Permit	44.00 Permit
c. Routing—Project Value \$2,001 or Greater	57.00 Permit	57.00 Permit
d. Routing—Application and Issuance by Internet	57.00 Permit	57.00 Permit
2 All Other Permits		-
a. Filing and Routing (Intake)	13.00 Permit	70.00 Permit
b. Routing	57.00 Permit	57.00 Permit

FEE DESCRIPTION	FY 2017-18 FEE UNIT	FY 2018-19 Proposed FEE UNIT
PLANNING & ZONING		
A. APPLICATIONS UNDER THE OAKLAND ZONING REGULATIONS		
23 Filing and Routing (Intake) for All Applications in Addition to Above		70.00 Permit

- Staff proposes a change to the Code Enforcement administrative fee description from “Notarizing” to “Certification” for clarification purposes. There is no fiscal impact due to this change.

FEE DESCRIPTION	FY 2017-18 FEE UNIT	FY 2018-19 Proposed FEE UNIT
BUILDING SERVICES		
CODE ENFORCEMENT		
C. ADMINISTRATIVE FEES		
2 Public Documents (Order, Invoice, Notice, Declaration, Lien, Release, Termination, etc.)		
a. Preparation	344.00 Document	344.00 Document
b. Notarizing-Certification	94.00 Document	94.00 Document
c. Recording	Actual cost Document or 50.00 minimum	Actual cost Document or 50.00 minimum

3. Staff proposes the addition of a “Priority Lien Release” to the fee name for clarification purposes. There is no fiscal impact due to this change.

FEE DESCRIPTION	FY 2017-18 FEE UNIT	FY 2018-19 Proposed FEE UNIT
BUILDING SERVICES		
CODE ENFORCEMENT		
F. DUPLICATE RELEASE OF LIEN OR TERMINATION OF SUBSTANDARD PUBLIC NUISANCE OR PRIORITY LIEN RELEASE, OR RELEASE OF PRIORITY LIEN	162.00 Document	162.00 Document

4. Staff proposes the creation of a sub-category of inspection fees for trade permits; mechanical, electrical, and plumbing. Currently, this fee is charged on an itemized basis in the current schedule. This sub-category consolidates the trade fees for Residential Buildings (1 to 2 units), and bears no fiscal impact due to this revision.

FEE DESCRIPTION	FY 2017-18 FEE UNIT	FY 2018-19 Proposed FEE UNIT
BUILDING SERVICES		
INSPECTION		
E. ELECTRICAL, MECHANICAL, PLUMBING INSPECTION FOR NEW CONSTRUCTION, ADDITION OR REMODEL		
1 Residential Building Units (1 - 2 Units)		
a. <u>Electrical Inspection</u>		<u>15% of bldg pmt</u>
b. <u>Mechanical Inspection</u>		<u>15% of bldg pmt</u>
c. <u>Plumbing Inspection</u>		<u>15% of bldg pmt</u>
2 All Other		
a. <u>Electrical Inspection</u>	25% of bldg pmt	25% of bldg pmt
b. <u>Mechanical Inspection</u>	25% of bldg pmt	25% of bldg pmt
c. <u>Plumbing Inspection</u>	25% of bldg pmt	25% of bldg pmt

Respectfully submitted,

/s/

William A. Gilchrist
Director, Planning and Building Department

Oakland Police Department

NARRATIVE

FY 2018-19 MASTER FEE SCHEDULE

A-5 POLICE



INTER OFFICE MEMORANDUM

TO: Sabrina Landreth
City Administrator

FROM: Anne E. Kirkpatrick
Chief of Police

SUBJECT: Oakland Police Department
Master Fee Changes

DATE: March 12, 2018

RECOMMENDATION

The Oakland Police Department (OPD) has analyzed and determined that department fees are reasonable and fairly apportioned in compliance with Proposition 26 and recommend the City Council approve proposed fee additions and revisions. OPD's fee calculations are presented in an attachment to this memo.

OUTCOME

Once the Master Fee Schedule (MFS) ordinance is adopted by the City Council, the revised fees assessed by all City Offices, Departments, and Agencies will become effective July 1, 2018.

ANALYSIS

The Oakland Police Department manages many programs that require fees to cover associated costs. According to California law, local governments may charge fees to individuals or groups for permits or programs when it is clear that the benefit received is exclusive to the individual or group and not to the community at large.

OPD recommends increasing the Basic Academy Training cost from \$8,000 to \$11,000. There is a 20% reduction to the fee for each year of service. The Basic Academy Training fee is charged to new officers who voluntarily leave the Department prior to five years of service.

The \$11,000 fee was approved by the Oakland City Council via Resolution no. 85885 C.M.S. on November 17, 2015, associated with the Oakland Police Officers' Association (OPOA) Memorandum of Understanding (MOU). This change will update the Master Fee Schedule to be in line with the approved OPOA MOU (Appendix B).

COST SUMMARY/IMPLICATIONS

Increasing the Basic Academy Training fee will allow the City of Oakland to recoup costs associated with the training, if the new officer voluntarily leaves prior to five years of service.

To: **Sabrina Landreth**
Subject: Oakland Police Department Master Fee Changes
Date: March 12, 2018

Page 2

The fee change does not result in a revenue budget adjustment due to minor modification and the number of individuals impacted.

Anne E. Kirkpatrick
Chief of Police, Oakland Police Department

For questions please contact Donneshia Nell Wallington, Fiscal Manager, at (510) 238-3288.

Attachments
FY18-19 OPD Proposed Fee Changes
OPD Master Fee Schedule Costing

City of Oakland
Police - Fiscal Services

Basic Academy Training

MFS Section:

Police Department Section AB	Quantity	1	\$	Current 8,000	Calculated \$ 179,453	Proposed \$ 11,000
	<u>Total</u>			8,000	179,453	11,000

Estimated Time of Processing

Police Officer Trainee	1040	Hours
Police Officer	900	Hours
Sergeant	20.8	Hours
Lieutenant	33	Hours
Public Records Specialist	9	Hours

Total Processing Time	2,003	Hours
------------------------------	--------------	--------------

Estimated Cost of Material

Medical, Psychological, Polygraph, Fingerprints	\$ 1,602.00
Training Materials & Protection Gears	\$ 7,650.00
Total Cost of Material	\$ 9,252.00

Estimated Fee

Police Officer Trainee	\$ 98,968.40
Hourly rate	\$ 47.58
Cost for 1040 Hours	\$ 49,484.20
Police Officer	\$ 258,034.71
Hourly rate	\$ 124.06
Cost for 900 Hours	\$ 111,649.63
Sergeant	\$ 298,053.06
Hourly rate	\$ 143.29
Costs for 20.8 Hours	\$ 2,980.53
Lieutenant	\$ 344,452.13
Hourly rate	\$ 165.60
Costs for 33 Hours	\$ 5,431.75
Police Records Specialist	\$ 141,860.91
Hourly rate	\$ 72.75
Costs for 9 Hours	\$ 654.74
Total Staff Cost	\$ 170,200.85
Total Material Cost	\$ 9,252.00

Total Cost of Staff & Material	\$ 179,452.85
---	----------------------

Oakland Parks and Recreation

NARRATIVE

FY 2018-19 MASTER FEE SCHEDULE

A-6 PARKS & RECREATION



INTER OFFICE MEMORANDUM

TO: Sabrina B. Landreth
City Administrator

FROM: J. Nicholas Williams
Director

SUBJECT: FY 2018-19 Master Fee Changes

DATE: March 20, 2018

City Administrator Approval

Date:

The purpose of the memorandum is to provide Oakland Parks, Recreation and Youth Development's (OPRYD's) proposed changes to Master Fee Schedule.

Oakland Parks, Recreation and Youth Development (OPRYD)

It should be noted that OPRYD's partners operating City facilities, venues, or leased land are permitted by agreement to amend fees to help meet operating expenses. The listed fees are traditionally for informational purposes only.

- Oakland Zoo is proposing a fee increases for admissions, group rates, rides and parking. The increased fees are intended to help offset cost increases in operations.

The Oakland Zoo proposed fee increases are to cover added expenses for the doubling of the Zoo from 45 acres to 100 acres; the opening of the new CA Trail project with a gondola system; 8 new animal exhibits; a new visitor facilities with a café and multiple; and, added staff cost increases (insurance, benefits, workers compensation, utilities, advertising and the annual increase in the city minimum wage).

OPRYD proposes to amend fees in the Master Fee Schedule for consistency primarily in the Rental Facilities section of the MFS. The fees are attached for reference.

OPRYD's fees are intended to specifically benefit payer of the fees. Fees charged to resident users are 20 percent less than that charged to non-residents. Fees charged to non-profits are at a lesser rate to help offset benefits provided to the Oakland community. OPR does not traditionally recover the full cost of services and replacement of materials.

For questions regarding this report, please contact Robert R. Davila, Administrative Services Manager II, at 510-238-3926.

Respectfully submitted,

J. Nicholas Williams, Director
Oakland Parks, Recreation & Youth Development

Prepared by:
Robert R. Davila,
Administrative Services Manager II

Oakland Public Works

NARRATIVE

FY 2018-19 MASTER FEE SCHEDULE

A-7 PUBLIC WORKS



INTER OFFICE MEMORANDUM

TO: Sabrina B. Landreth
City Administrator

FROM: Jason Mitchell
Public Works Director

SUBJECT: FY 2018-19 Master Fee Schedule
OPW Amendments

DATE: March 16, 2018

The City of Oakland Public Work Department (OPW) proposes Master Fee Schedule (MFS) amendments for FY 2018-2019, including modifications and additions of the current assessed fees in compliance with the state's voter-approved Proposition 26.

The amendments proposed in FY 2018-19 MFS include:

- Increases to existing fees to cover the cost of providing the service, and including the approved COLA increase in FY17-18;
- Fees for the new services mandated by state or regional legislation;
- Transfer of fees to the appropriate section of the MFS related to the Department of Transportation as a result of the reorganization;
- Elimination of fees for services no longer provided; and
- Re-alignment of fees to market rate in accordance with other entities or municipalities.

Below are the key highlights and rationale for amendments proposed in FY 2018-19:

General Fee Increase - Where applicable, all fees were increased to reflect the aggregate 9% increase in COLA on personnel costs, fringe benefits, retirement and other personnel costs, per AI 1303, and approved by the City Council.


Online Plan Review - Construction & Demolition Recycling - This new fee is for cost recovery for staff who process the plans through web-based submittal system. This service has been provided since 2011 without charging a fee, while the number of plan submittals have increased significantly during this period due to increased building activity and new state requirements that have broadened the scope of affected projects. The rate is based on an estimated processing time of 0.5 hours of Recycling Specialist actual labor cost. The estimated revenue of \$18,000 for FY 18-19 is based on 300 hours and will be deposited in the Recycling Program Fund 1710.

Will Serve Letter Fee (Infrastructure Ownership Acknowledgment Letter) – This is a new fee for a service that has been provided without charging a fee. The rate is based on actual labor cost for reviewing plans and providing a letter acknowledging ownership and maintenance of sanitary sewer asset (Will Serve letter). The estimated revenue for FY 18-19 is based on 5 hours in the amount of \$480 to be deposited in Fund 3100.

Cross Bore Sewer Main Abatement - This is a new fee for a service that has been provided without charging a fee. The rate is based on actual labor cost for investigating which utility company damaged a City sewer main, sending abatement letter, and following up on the abatement with the utility company. The estimated revenue for FY 18-19 is based on 20 hours in the amount of \$3,150 to be deposited in Fund 2415.

Private Sewer Lateral/Right of Way Management Additional Inspections - This is a new fee for a service that has been provided since 2017 without charging a fee. The rate is based on additional inspections during business and non-business hours. The estimated revenue for FY 18-19 is based on 20 additional inspections in the amount of \$4,305 to be deposited in Fund 2415.

Private Sewer Lateral/Right of Way Management Commencing Work - This is a new fee for a penalty that has been provided since 2017 without charging a fee. The rate is based on actual labor cost for administrating and inspecting work without a permit. The estimated revenue for FY 18-19 is based on 20 additional occurrences in the amount of \$6,300 to be deposited in Fund 2415.



Jason Mitchell
Director, Oakland Public Works

For questions regarding this report, please contact Tom Morgan, Agency Administrative Manager at (510) 238-7953.

Attachments:
Department Fee Calculations

Department-wide MASTER staffing sheet by Job Classification
 Calculate Salaries at Step 5

BFE

Annual Hours	2080	Updated Benefits and OH AI1303_Sch.A_ Hourly
Hours per day	8.00	
Hours per week	40.00	
Days per year	260	

Position Title	City Dept	Rep Code	# of FTE	Updated to Current Salary Ord. Step 5	Benefits	Overhead	OPEB	Total Salary, Benefits & Overhead	Salary, Benefits & Overhead per FTE	Hourly Rate	4% COLA Increase by 06/30/16	9% COLA Increase by 06/30/18
Custodian	OPW	SC1	1.00	\$ 46,134	112.26%	46.16%	7.47%	\$ 122,666	\$ 122,666	\$ 58.97	\$ 61.33	\$ 66.85
Stationary Engineer	OPW	SB1	1.00	\$ 78,270	112.26%	46.16%	7.47%	\$ 208,111	\$ 208,111	\$ 100.05	\$ 104.06	\$ 113.42
Chief Stationary Engineer	OPW	UH1	1.00	\$ 103,797	112.26%	46.16%	7.47%	\$ 275,985	\$ 275,985	\$ 132.69	\$ 137.99	\$ 150.41
Maintenance Mechanic	OPW	SB1	1.00	\$ 68,016	112.26%	46.16%	7.47%	\$ 180,846	\$ 180,846	\$ 86.95	\$ 90.42	\$ 98.56
Plumber	OPW	SB1	1.00	\$ 83,554	112.26%	46.16%	7.47%	\$ 222,159	\$ 222,159	\$ 106.81	\$ 111.08	\$ 121.08
Carpenter	OPW	SB1	1.00	\$ 78,291	112.26%	46.16%	7.47%	\$ 208,167	\$ 208,167	\$ 100.08	\$ 104.08	\$ 113.45
Electrician	OPW	IE1	1.00	\$ 85,717	112.26%	46.16%	7.47%	\$ 227,910	\$ 227,910	\$ 109.57	\$ 113.96	\$ 124.21
Construction & Maintenance Mechanic	OPW	SB1	1.00	\$ 78,291	112.26%	46.16%	7.47%	\$ 208,167	\$ 208,167	\$ 100.08	\$ 104.08	\$ 113.45
Painter	OPW	SB1	1.00	\$ 78,270	112.26%	46.16%	7.47%	\$ 208,111	\$ 208,111	\$ 100.05	\$ 104.06	\$ 113.42
Street Sweeper Operator	OPW	SC1	1.00	\$ 66,539	112.26%	46.16%	7.47%	\$ 176,920	\$ 176,920	\$ 85.06	\$ 88.46	\$ 96.42
Gardener Crew Leader	OPW	SC1	1.00	\$ 66,602	112.26%	46.16%	7.47%	\$ 177,086	\$ 177,086	\$ 85.14	\$ 88.54	\$ 96.51
Gardener II	OPW	SC1	1.00	\$ 56,139	112.26%	46.16%	7.47%	\$ 149,267	\$ 149,267	\$ 71.76	\$ 74.63	\$ 81.35
Park Attendant (PT)	OPW	SI1	1.00	\$ 41,662	13.87%	46.16%	0.00%	\$ 66,672	\$ 66,672	\$ 32.05	\$ 33.34	\$ 36.34
Park Supervisor II	OPW	UH1	1.00	\$ 98,853	112.26%	18.90%	7.47%	\$ 235,891	\$ 235,891	\$ 113.41	\$ 117.95	\$ 128.56
Park Supervisor I	OPW	UH1	1.00	\$ 85,392	112.26%	46.16%	7.47%	\$ 227,048	\$ 227,048	\$ 109.16	\$ 113.52	\$ 123.74
Irrigation Repair Specialist	OPW	SC1	1.00	\$ 71,594	112.26%	46.16%	7.47%	\$ 190,359	\$ 190,359	\$ 91.52	\$ 95.18	\$ 103.75
Administrative Assistant I	OPW	SD1	1.00	\$ 54,932	112.26%	46.16%	7.47%	\$ 146,056	\$ 146,056	\$ 70.22	\$ 73.03	\$ 79.60
Arboricultural Inspector	OPW	UH1	1.00	\$ 89,662	112.26%	18.90%	7.47%	\$ 213,958	\$ 213,958	\$ 102.86	\$ 106.98	\$ 116.61
Tree Supervisor II	OPW	UH1	1.00	\$ 98,853	112.26%	18.90%	7.47%	\$ 235,891	\$ 235,891	\$ 113.41	\$ 117.95	\$ 128.56
Tree Trimmer	OPW	SC1	1.00	\$ 69,888	112.26%	18.90%	7.47%	\$ 166,772	\$ 166,772	\$ 80.18	\$ 83.39	\$ 90.89
Custodial Services Supervisor I	OPW	UH1	1.00	\$ 70,242	112.26%	46.16%	7.47%	\$ 186,766	\$ 186,766	\$ 89.79	\$ 93.38	\$ 101.79
Recycling Specialist	OPW	TW1	1.00	\$ 81,363	112.26%	46.16%	7.47%	\$ 216,334	\$ 216,334	\$ 104.01	\$ 108.17	\$ 117.90
Park Equipment Operator	OPW	SC1	1.00	\$ 68,224	112.26%	46.16%	7.47%	\$ 181,399	\$ 181,399	\$ 87.21	\$ 90.70	\$ 98.86
Street Maintenance Leader	OPW	SC1	1.00	\$ 70,595	112.26%	46.16%	7.47%	\$ 187,704	\$ 187,704	\$ 90.24	\$ 93.85	\$ 102.30
Public Works Maintenance Worker	OPW	SC1	1.00	\$ 55,557	112.26%	46.16%	7.47%	\$ 147,719	\$ 147,719	\$ 71.02	\$ 73.86	\$ 80.51
Program Analyst I	OPW	TW1	1.00	\$ 70,278	112.26%	46.16%	7.47%	\$ 186,860	\$ 186,860	\$ 89.84	\$ 93.43	\$ 101.84

Annual Hours
 Hours per day
 Hours per week
 Days per year



0

Position Title	City Dept	Rep Code	# of FTE	Updated to Current Salary Ord. Step 5	Benefits	Overhead	OPEB	Special Premium	Total Salary, Benefits & Overhead per	Salary, Benefits & Overhead per	Hourly Rate	4% COLA Increase by 06/30/16	9% COLA Increase by 06/30/18
									Benefits & Overhead	FTE			
Auto Equipment Service Worker	OPW	SC1	1.00	\$ 57,512	112.26%	46.16%	7.47%		\$ 152,917	\$ 152,917	\$ 73.52	\$ 76.46	\$ 83.34
Concrete Finisher	OPW	SB1	1.00	\$ 75,400	112.26%	46.16%	7.47%		\$ 200,479	\$ 200,479	\$ 96.38	\$ 100.24	\$ 109.26
Concrete Finisher Plus Premiums	OPW	SB1	1.00	\$ 75,400	112.26%	46.16%	7.47%	\$ 1,580.80	\$ 202,060	\$ 202,060	\$ 97.14	\$ 101.03	\$ 110.12
Electrical Engineer III	OPW	TF1	1.00	\$ 127,408	112.26%	46.16%	7.47%		\$ 338,763	\$ 338,763	\$ 173.72	\$ 180.67	\$ 196.93
Electrician Helper	OPW	SC1	1.00	\$ 55,536	112.26%	46.16%	7.47%		\$ 147,663	\$ 147,663	\$ 70.99	\$ 73.83	\$ 80.48
Electrician	OPW	IE1	1.00	\$ 77,145	112.26%	46.16%	7.47%		\$ 205,119	\$ 205,119	\$ 109.57	\$ 113.96	\$ 124.21
Electrician Leader	OPW	IE1	1.00	\$ 88,489	112.26%	46.16%	7.47%		\$ 235,283	\$ 235,283	\$ 125.69	\$ 130.71	\$ 142.48
Electrical Supervisor	OPW	UH1	1.00	\$ 98,853	112.26%	46.16%	7.47%		\$ 262,838	\$ 262,838	\$ 140.41	\$ 146.02	\$ 159.16
Heavy Equipment Operator	OPW	SB1	1.00	\$ 73,736	112.26%	46.16%	7.47%		\$ 196,055	\$ 196,055	\$ 94.26	\$ 98.03	\$ 106.85
Heavy Equipment Operator Plus Premiums	OPW	SB1	1.00	\$ 73,736	112.26%	46.16%	7.47%	\$ 2,038.40	\$ 198,093	\$ 198,093	\$ 95.24	\$ 99.05	\$ 107.96
Parking Meter Repair Worker	OPW	SB1	1.00	\$ 61,339	112.26%	18.90%	7.47%		\$ 146,372	\$ 146,372	\$ 70.37	\$ 73.19	\$ 79.77
Public Works Maintenance Worker	OPW	SC1	1.00	\$ 55,557	112.26%	46.16%	7.47%		\$ 147,719	\$ 147,719	\$ 71.02	\$ 73.86	\$ 80.51
Public Works Maintenance Worker Plus Premiums	OPW	SC1	1.00	\$ 55,557	112.26%	46.16%	7.47%	\$ 1,580.80	\$ 149,300	\$ 149,300	\$ 71.78	\$ 74.65	\$ 81.37
Public Works Operations Managers	OPW	UM1	1.00	\$ 153,418	112.26%	46.16%	7.47%		\$ 407,919	\$ 407,919	\$ 209.19	\$ 217.56	\$ 237.14
Public Works Supervisor I	OPW	UH1	1.00	\$ 85,392	112.26%	46.16%	7.47%		\$ 227,048	\$ 227,048	\$ 109.16	\$ 113.52	\$ 123.74
Public Works Supervisor II	OPW	UH1	1.00	\$ 98,853	112.26%	46.16%	7.47%		\$ 262,838	\$ 262,838	\$ 126.36	\$ 131.42	\$ 143.25
Sewer Maintenance Leader	OPW	SC1	1.00	\$ 76,149	112.26%	46.16%	7.47%		\$ 202,470	\$ 202,470	\$ 97.34	\$ 101.24	\$ 110.35
Sewer Maintenance Leader Plus Premiums	OPW	SC1	1.00	\$ 76,149	112.26%	46.16%	7.47%	\$ 2,038.40	\$ 204,509	\$ 204,509	\$ 98.32	\$ 102.25	\$ 111.46
Sewer Maintenance Worker	OPW	SC1	1.00	\$ 58,614	112.26%	46.16%	7.47%		\$ 155,849	\$ 155,849	\$ 74.93	\$ 77.92	\$ 84.94
Sewer Maintenance Worker Plus Premiums	OPW	SC1	1.00	\$ 58,614	112.26%	46.16%	7.47%	\$ 2,038.40	\$ 157,887	\$ 157,887	\$ 75.91	\$ 78.94	\$ 86.05
Sign Maintenance Worker	OPW	SC1	1.00	\$ 60,403	112.26%	46.16%	7.47%		\$ 160,605	\$ 160,605	\$ 77.21	\$ 80.30	\$ 87.53
Street Maintenance Leader	OPW	SC1	1.00	\$ 70,595	112.26%	46.16%	7.47%		\$ 187,704	\$ 187,704	\$ 90.24	\$ 93.85	\$ 102.30
Street Maintenance Leader Plus Premiums	OPW	SC1	1.00	\$ 70,595	112.26%	46.16%	7.47%	\$ 2,038.40	\$ 189,742	\$ 189,742	\$ 91.22	\$ 94.87	\$ 103.41
Traffic Painter	OPW	SC1	1.00	\$ 77,709	112.26%	46.16%	7.47%		\$ 206,618	\$ 206,618	\$ 99.34	\$ 103.31	\$ 112.61
Traffic Sign Maker	OPW	SC1	1.00	\$ 65,333	112.26%	46.16%	7.47%		\$ 173,712	\$ 173,712	\$ 83.52	\$ 86.86	\$ 94.67

Department-wide MASTER staffing sheet by Job Classification
 Calculate Salaries at Step 5

BDC

Annual Hours	1950	2080
Hours per day	7.5	
Hours per week	37.5	
Days per year	260	

Position Title	City Dept	Rep Code	# of FTE	Annual Wages, Cost at Step 5	Benefits			Total Salary, Benefits & Overhead	Salary, Benefits & Overhead per FTE	Hourly Rate	4% COLA Increase by 06/30/16	9% COLA Increase by 06/30/18
					Benefits	Overhead	OPEB					
ADA Projects Coordinator	OPW	TW1	1.00	\$ 114,478	112.26%	75.11%	7.47%	\$ 337,525	\$ 337,525	\$ 162.27	\$ 168.76	\$ 183.95
Administrative Assistant II	OPW	TW1	1.00	\$ 62,527	112.26%	75.11%	7.47%	\$ 184,352	\$ 184,352	\$ 88.63	\$ 92.18	\$ 100.47
Chief of Party	OPW	UH1	1.00	\$ 91,428	112.26%	75.11%	7.47%	\$ 269,564	\$ 269,564	\$ 129.60	\$ 134.78	\$ 146.91
City Land Surveyor	OPW	UM2	1.00	\$ 120,197	112.26%	75.11%	7.47%	\$ 354,385	\$ 354,385	\$ 170.38	\$ 177.19	\$ 193.14
Construction Inspector (F)	OPW	SC1	1.00	\$ 69,056	112.26%	75.11%	7.47%	\$ 203,603	\$ 203,603	\$ 97.89	\$ 101.80	\$ 110.96
Construction Inspector Supv. (Field)	OPW	UH1	1.00	\$ 99,842	112.26%	75.11%	7.47%	\$ 294,371	\$ 294,371	\$ 141.52	\$ 147.19	\$ 160.43
Construction Inspector, Sr (F)	OPW	SC1	1.00	\$ 83,886	112.26%	75.11%	7.47%	\$ 247,329	\$ 247,329	\$ 118.91	\$ 123.66	\$ 134.79
Engineer, Assistant II (O)	OPW	TF1	1.00	\$ 93,496	112.26%	75.11%	7.47%	\$ 275,662	\$ 275,662	\$ 141.37	\$ 147.02	\$ 160.25
Engineer, Civil (O)	OPW	TF1	1.00	\$ 108,840	112.26%	75.11%	7.47%	\$ 320,901	\$ 320,901	\$ 164.56	\$ 171.15	\$ 186.55
Engineer, Principal Civil (O)	OPW	UM1	1.00	\$ 164,281	112.26%	75.11%	7.47%	\$ 484,364	\$ 484,364	\$ 248.39	\$ 258.33	\$ 281.58
Engineer, Civil Supervising (O)	OPW	TM2	1.00	\$ 133,787	112.26%	75.11%	7.47%	\$ 394,456	\$ 394,456	\$ 202.29	\$ 210.38	\$ 229.31
Engineer, Transportation	OPW	TF1	1.00	\$ 108,840	112.26%	75.11%	7.47%	\$ 320,901	\$ 320,901	\$ 164.56	\$ 171.15	\$ 186.55
Engineer, Transportation Supv.	OPW	TM2	1.00	\$ 133,787	112.26%	75.11%	7.47%	\$ 394,456	\$ 394,456	\$ 202.29	\$ 210.38	\$ 229.31
Engineering Technician II (O)	OPW	SD1	1.00	\$ 68,816	112.26%	75.11%	7.47%	\$ 202,894	\$ 202,894	\$ 104.05	\$ 108.21	\$ 117.95
Environment Program Specialist	OPW	TF1	1.00	\$ 88,204	112.26%	75.11%	7.47%	\$ 260,059	\$ 260,059	\$ 133.36	\$ 138.70	\$ 151.18
Program Analyst III	OPW	UM2	1.00	\$ 94,173	112.26%	75.11%	7.47%	\$ 277,656	\$ 277,656	\$ 142.39	\$ 148.08	\$ 161.41
Project Manager II	OPW	UM2	1.00	\$ 153,418	112.26%	75.11%	7.47%	\$ 452,333	\$ 452,333	\$ 231.97	\$ 241.24	\$ 262.96
Public Service Representative	OPW	SD1	1.00	\$ 54,386	112.26%	75.11%	7.47%	\$ 160,349	\$ 160,349	\$ 77.09	\$ 80.17	\$ 87.39
Surveying Technician (F)	OPW	SC1	1.00	\$ 60,050	112.26%	75.11%	7.47%	\$ 177,049	\$ 177,049	\$ 85.12	\$ 88.52	\$ 96.49
Surveying Technician, Sr (F)	OPW	SC1	1.00	\$ 69,056	112.26%	75.11%	7.47%	\$ 203,603	\$ 203,603	\$ 97.89	\$ 101.80	\$ 110.96
Traffic Engineering Tech. Sr (O)	OPW	SD1	1.00	\$ 83,753	112.26%	75.11%	7.47%	\$ 246,934	\$ 246,934	\$ 118.72	\$ 123.47	\$ 134.58
Watershed Program Supervisor	OPW	UM2	1.00	\$ 109,023	112.26%	75.11%	7.47%	\$ 321,442	\$ 321,442	\$ 164.84	\$ 171.44	\$ 186.86

Name of Fee
Annual Unit Volume

Removal of Illegally Placed Materials and Graffiti from City Facilities - Removal & Restoration (E:1)

DESCRIPTION OF COST

A) Personnel Analysis:

Class Name	FTE*	Salary, Benis & Overhead (Col J) from Master Staffing Sheet	Actual Cost @ FTE %	*Department must provide back-up data justifying FTE Calculation
Painter	0.0010	\$ 235,915	\$ 226.84	2 Hours E 1. Removal and Restoration
			\$ -	
			\$ -	
		Total Amount	\$ 226.84	

B) Other Operating Expenses:

Account Number	Description	Total Expense	*Department must provide back-up data justifying FTE Calculation
53XXX			
53XXX			
54XXX			
55XXX			
56XXX			
58XXX			
59XXX			
	Subtotal:	\$ -	
Total Dept Expenditures		\$ 226.84	

Total Annual Volume 0
Fee \$ -

Name of Fee
Annual Unit Volume

Barricades and Safety Barriers - Rental Fee - Barricade Delivery & Pick-up (F.1.b)

DESCRIPTION OF COST

A) Personnel Analysis:

Class Name	FTE*	Salary, Benis & Overhead (Col J) from Master Staffing Sheet	Actual Cost @ FTE %	*Department must provide back-up data justifying FTE Calculation
Street Maintenance Leader	0.0007	\$ 212,781	\$ 153.45	1.30 Hours
Public Works Maintenance Worker	0.0007	\$ 167,454	\$ 120.76	1.30 Hours
			\$ -	
			\$ -	
			\$ -	
		Total Amount	\$ 274.21	

F 1.b: Barricade & Pick-up

B) Other Operating Expenses:

Account Number	Description	Total Expense	*Department must provide back-up data justifying FTE Calculation
52XXX			
53XXX			
54XXX			
55XXX			
56XXX			
58XXX			
59XXX			

Subtotal: \$ -

Total Dept Expenditures \$ 274.21

Total Annual Volume 0

Fee \$ -

Name of Fee
Annual Unit Volume

Barricades and Safety Barriers - Rental Fee - Special Event Crowd (F.1.c)

DESCRIPTION OF COST

A) Personnel Analysis:

Class Name	FTE*	Salary, Benis & Overhead (Col J) from Master Staffing Sheet	Actual Cost @ FTE %	*Department must provide back-up data justifying FTE Calculation
Street Maintenance Leader	0.0012	\$ 212,781	\$ 255.75	2.50 Hours
Public Works Maintenance Worker	0.0012	\$ 167,454	\$ 201.27	2.50 Hours
			\$ -	
			\$ -	
		Total Amount	\$ 457.01	

F 1.c: Special Event Crowd Control Steel Barriers

B) Other Operating Expenses:

Account Number	Description	Total Expense	*Department must provide back-up data justifying FTE Calculation
52XXX			
53XXX			
54XXX			
55XXX			
56XXX			
58XXX			
59XXX			
	Subtotal:	\$ -	
Total Dept Expenditures		\$ 457.01	

Total Annual Volume 0
Fee \$ -

Name of Fee
Annual Unit Volume

Environmental Services - Online Plan Review (C)

DESCRIPTION OF COST

A) Personnel Analysis:

Class Name	FTE*	Salary, Benis & Overhead (Col J) from Master Staffing Sheet	Actual Cost @ FTE %
Recycling Specialist	0.0003	\$ 229,909	\$ 58.95
			\$ -
			\$ -
Total Amount			

*Department must provide back-up data justifying FTE Calculation

C. Online Plan Review - Construction & 0.5 Demolition Recycling

B) Other Operating Expenses:

Account Number	Description	Total Expense
53XXX		
53XXX		
54XXX		
55XXX		
56XXX		
58XXX		
59XXX		
Subtotal:		

*Department must provide back-up data justifying FTE Calculation

Total Dept Expenditures 58.95

Total Annual Volume 0
Fee \$ -

Name of Fee
Annual Unit Volume

Tree Services - Tree & Sidewalks - Plant 15 Gallon Size Tree (A.1.b)

DESCRIPTION OF COST

A) Personnel Analysis:

Class Name	FTE*	Salary, Benis & Overhead (Col J) from Master Staffing Sheet	Actual Cost @ FTE %	*Department must provide back-up data justifying FTE Calculation
Tree Trimmer	0.0019231	\$ 189,053	\$ 363.56	4.00 Hours
			\$ -	
			\$ -	
Total Amount			\$ 363.56	

B) Other Operating Expenses:

Account Number	Description	Total Expense	*Department must provide back-up data justifying FTE Calculation
b. Plant 15 Gallon Size Tree			
\$45. Actual Nursery cost For tree		45 \$ 45.00	
\$19 Tree stake actual cost		19 \$ 19.00	
2 hours for 2 Tree trimmers			
Subtotal:		\$ 64.00	
Total Dept Expenditures		\$ 427.56	

Total Annual Volume 0
Fee \$ -

Name of Fee
Annual Unit Volume

Tree Services - Tree & Sidewalk - Planting 24 Inch Box (A.1.c)

DESCRIPTION OF COST

A) Personnel Analysis:

Class Name	FTE*	Salary, Benis & Overhead (Col J) from Master Staffing Sheet	Actual Cost @ FTE %	*Department must provide back-up data justifying FTE Calculation
Tree Trimmer	0.0029	\$ 189,053	\$ 545.35	6.00 Hours
			\$ -	
			\$ -	
Total Amount			\$ 545.35	

B) Other Operating Expenses:

Account Number	Description	Total Expense	*Department must provide back-up data justifying FTE Calculation
52XXX	\$137 actual cost to purchase from nursery	\$ 137.00	
	2 Tree stakes @ \$19 each	\$ 38.00	
53XXX			
54XXX			
55XXX			
56XXX			
58XXX			
59XXX			
Subtotal:		\$ 175.00	
Total Dept Expenditures		\$ 720.35	

Total Annual Volume 0
Fee \$ -

Name of Fee
Annual Unit Volume

Tree Services - Tree Removal Permit - Non-development Tree Permit (A.2.a)

DESCRIPTION OF COST

A) Personnel Analysis:

Class Name	FTE*	Salary, Benis & Overhead (Col J) from Master Staffing Sheet	Actual Cost @ FTE %	*Department must provide back-up data justifying FTE Calculation
Administrative Assistant I	0.0005096	\$ 165,569	\$ 84.38	1.06 Hours
Arboricultural Inspector	0.0014423	\$ 242,543	\$ 349.82	3 Hours
			\$ -	
		Total Amount	\$ 434.20	

B) Other Operating Expenses:

Account Number	Description	Total Expense	*Department must provide back-up data justifying FTE Calculation
52XXX			
53XXX			
54XXX			
55XXX			
56XXX			
58XXX			
59XXX			
	Subtotal:	\$ -	
Total Dept Expenditures		\$ 434.20	

Total Annual Volume 0
Fee \$ -

Name of Fee
Annual Unit Volume

Tree Services - Tree Removal Permit - Non-development Tree Permit (A.2.b)

DESCRIPTION OF COST

A) Personnel Analysis:

Class Name	FTE*	Salary, Benis & Overhead (Col J) from Master Staffing Sheet	Actual Cost @ FTE %	*Department must provide back-up data justifying FTE Calculation
Administrative Assistant I	0.0005096	\$ 165,569	\$ 84.38	1.06 Hours
Arboricultural Inspector	0.0014423	\$ 242,543	\$ 349.82	3 Hours
			\$ -	
		Total Amount	\$ 434.20	

B) Other Operating Expenses:

Account Number	Description	Total Expense	*Department must provide back-up data justifying FTE Calculation
52XXX			
53XXX			
54XXX			
55XXX			
56XXX			
58XXX			
59XXX			
	Subtotal:	\$ -	
Total Dept. Expenditures		\$ 434.20	

Total Annual Volume 0
Fee \$ -

Name of Fee

Tree Services - Tree Removal Permit - Development Tree Permit 1-10 (A.2.c)

Annual Unit Volume

DESCRIPTION OF COST

A) Personnel Analysis:

Class Name	FTE*	Salary, Benis & Overhead (Col J) from Master Staffing Sheet	Actual Cost @ FTE %	*Department must provide back-up data justifying FTE Calculation
Administrative Assistant I	0.0005096	\$ 165,569	\$ 84.38	1.06 Hours
Arboricultural Inspector	0.0014423	\$ 242,543	\$ 349.82	3 Hours
			\$ -	
		Total Amount	\$ 434.20	

B) Other Operating Expenses:

Account Number	Description	Total Expense	*Department must provide back-up data justifying FTE Calculation
52XXX			
53XXX			
54XXX			
55XXX			
56XXX			
58XXX			
59XXX			
	Subtotal:	\$ -	
Total Dept. Expenditures		\$ 434.20	

Total Annual Volume 0
 Fee \$ -

Name of Fee
Annual Unit Volume

Tree Services - Tree Removal Permit - Development Tree Permit 11-100 (A.2.d)

DESCRIPTION OF COST

A) Personnel Analysis:

Class Name	FTE*	Salary, Benis & Overhead (Col J) from Master Staffing Sheet	Actual Cost @ FTE %	*Department must provide back-up data justifying FTE Calculation
Administrative Assistant I	0.0005096	\$ 165,569	\$ 84.38	1.06 Hours
Arboricultural Inspector	0.0014423	\$ 242,543	\$ 349.82	3 Hours
			\$ -	
		Total Amount	\$ 434.20	

B) Other Operating Expenses:

Account Number	Description	Total Expense	*Department must provide back-up data justifying FTE Calculation
52XXX			
53XXX			
54XXX			
55XXX			
56XXX			
58XXX			
59XXX			
	Subtotal:	\$ -	

Total Dept Expenditures \$ 434.20

Total Annual Volume 0
Fee \$ -

Name of Fee
Annual Unit Volume

Tree Services - Tree Removal Permit - Development Tree Permit 100+ (A.2.e)

DESCRIPTION OF COST

A) Personnel Analysis:

Class Name	FTE*	Salary, Benis & Overhead (Col J) from Master Staffing Sheet	Actual Cost @ FTE %	*Department must provide back-up data justifying FTE Calculation
Administrative Assistant I	0.0005096	\$ 165,569	\$ 84.38	1.06 Hours
Arboricultural Inspector	0.0014423	\$ 242,543	\$ 349.82	3 Hours
			\$ -	
		Total Amount	\$ 434.20	

B) Other Operating Expenses:

Account Number	Description	Total Expense	*Department must provide back-up data justifying FTE Calculation
52XXX			
53XXX			
54XXX			
55XXX			
56XXX			
58XXX			
59XXX			
	Subtotal:	\$ -	
Total Dept Expenditures:		\$ 434.20	

Total Annual Volume 0
Fee \$ -

Name of Fee
Annual Unit Volume

Tree Services - Appeal of Tree Removal Permit - Non-Development (A.2.f.1)

DESCRIPTION OF COST

A) Personnel Analysis:

Class Name	FTE*	Salary, Benis & Overhead (Col J) from Master Staffing Sheet	Actual Cost @ FTE %	*Department must provide back-up data justifying FTE Calculation
Arboricultural Inspector	0.0009615	\$ 242,543	\$ 233.21	2 Hours - Write agenda report for PRAC Meeting
Tree Supervisor II	0.0009615	\$ 267,406	\$ 257.12	2 Hours - On site meeting with applicant
Tree Supervisor II	0.0004808	\$ 267,406	\$ 128.56	1 Hour - Tree hearing at monthly PRAC Meeting
		Total Amount	\$ 618.90	

B) Other Operating Expenses:

Account Number	Description	Total Expense	*Department must provide back-up data justifying FTE Calculation
52XXX			
53XXX			
54XXX			
55XXX			
56XXX			
58XXX			
59XXX			
Subtotal:		\$ -	
Total Dept Expenditures		\$ 618.90	

Total Annual Volume 0
Fee \$ -

Name of Fee
Annual Unit Volume

Tree Services - Appeal of Tree Removal Permit - Development Tree Permit (A.2.f.2)

DESCRIPTION OF COST

A) Personnel Analysis:

Class Name	FTE*	Salary, Benis & Overhead (Col J) from Master Staffing Sheet	Actual Cost @ FTE %	*Department must provide back-up data justifying FTE Calculation
Arboricultural Inspector	0.0014423	\$ 242,543	\$ 349.82	3 Hours - Write Agenda Report for City Council Meeting
Tree Supervisor II	0.0009615	\$ 267,406	\$ 257.12	2 Hours - On site meeting with appellant
Tree Supervisor II	0.0009615	\$ 267,406	\$ 257.12	2 Hours - Tree Hearing at City Council Meeting
		Total Amount	\$ 864.06	

B) Other Operating Expenses:

Account Number	Description	Total Expense	*Department must provide back-up data justifying FTE Calculation
52XXX			
53XXX			
54XXX			
55XXX			
56XXX			
58XXX			
59XXX			
Subtotal:		\$ -	
Total Dept Expenditures		\$ 864.06	

Total Annual Volume 0
Fee \$ -

Name of Fee
Annual Unit Volume

Tree Services - Appeal of Tree Removal Permit - City Owned Tree Appeal (A.2.f.3)

DESCRIPTION OF COST

A) Personnel Analysis:

Class Name	FTE*	Salary, Benis & Overhead (Col J) from Master Staffing Sheet	Actual Cost @ FTE %	*Department must provide back-up data justifying FTE Calculation
Arboricultural Inspector	0.0009615	\$ 242,543	\$ 233.21	2 Hours - Write agenda report for PRAC Meeting
Tree Supervisor II	0.0009615	\$ 267,406	\$ 257.12	2 Hours - On site meeting with applicant
Tree Supervisor II	0.0004808	\$ 267,406	\$ 128.56	1 Hour - Tree hearing at monthly PRAC Meeting
		Total Amount	\$ 618.90	

B) Other Operating Expenses:

Account Number	Description	Total Expense	*Department must provide back-up data justifying FTE Calculation
52XXX			
53XXX			
54XXX			
55XXX			
56XXX			
58XXX			
59XXX			
Subtotal:		\$ -	
Total Dept. Expenditures		\$ 618.90	

Total Annual Volume 0
Fee \$ -

Name of Fee
Annual Unit Volume

Tree Services - Appeal of Tree Removal Permit - City Hazardous Tree Appeal (A.2.f.4)

DESCRIPTION OF COST

A) Personnel Analysis:

Class Name	FTE*	Salary, Benis & Overhead (Col J) from Master Staffing Sheet	Actual Cost @ FTE %	*Department must provide back-up data justifying FTE Calculation
Arboricultural Inspector	0.0009615	\$ 242,543	\$ 233.21	2 Hours - Write agenda report for PRAC Meeting
Tree Supervisor II	0.0009615	\$ 267,406	\$ 257.12	2 Hours - On site meeting with applicant
Tree Supervisor II	0.0004808	\$ 267,406	\$ 128.56	1 Hour - Tree hearing at monthly PRAC Meeting
Total Amount			\$ 618.90	

B) Other Operating Expenses:

Account Number	Description	Total Expense	*Department must provide back-up data justifying FTE Calculation
52XXX			
53XXX			
54XXX			
55XXX			
56XXX			
58XXX			
59XXX			

Subtotal: \$ -

Total Dept Expenditures \$ 618.90

Total Annual Volume 0
Fee \$ -

Name of Fee
Annual Unit Volume

Tree Services - Trees of Replaceable Size - 15 Gallon (A.3.b.1)

DESCRIPTION OF COST

A) Personnel Analysis:

Class Name	FTE*	Salary, Benis & Overhead (Col J) from Master Staffing Sheet	Actual Cost @ FTE %	*Department must provide back-up data justifying FTE Calculation
Tree Trimmer	0.0019231	\$ 189,053	\$ 363.56	4.00 Hours
			\$ -	
			\$ -	
Total Amount			\$ 363.56	

B) Other Operating Expenses:

Account Number	Description	Total Expense	*Department must provide back-up data justifying FTE Calculation
b. Plant 15 Gallon Size Tree			
\$45. Actual Nursery cost For tree		45 \$ 45.00	
\$19 Tree stake actual cost		19 \$ 19.00	
2: hours for 2 Tree trimmers			
Subtotal:		\$ 64.00	
Total Dept Expenditures		\$ 427.56	

Total Annual Fee \$ 0

Name of Fee
Annual Unit Volume

Tree Services - Service Fee for Damaged Tree - Replaceable 24-Inch Box (A:3.b.2)

DESCRIPTION OF COST

A) Personnel Analysis:

Class Name	FTE*	Salary, Benis & Overhead (Col J) from Master Staffing Sheet	Actual Cost @ FTE %	*Department must provide back-up data justifying FTE Calculation
Tree Trimmer	0.0029	\$ 189,053	\$ 545.35	6.00 Hours
			\$ -	
			\$ -	
		Total Amount	\$ 545.35	

B) Other Operating Expenses:

Account Number	Description	Total Expense	*Department must provide back-up data justifying FTE Calculation
52XXX	\$137 actual cost to purchase from nursery	\$ 137.00	
	2 Tree stakes @ \$19 each	\$ 38.00	
53XXX			
54XXX			
55XXX			
56XXX			
58XXX			
59XXX			
	Subtotal:	\$ 175.00	
Total Dept Expenditures		\$ 720.35	

Total Annual Volume 0
Fee \$ -

Name of Fee
Annual Unit Volume

Tree Services - View Preservation Claim Appeal (A.4)

DESCRIPTION OF COST

A) Personnel Analysis:

Class Name	FTE*	Salary, Benis & Overhead (Col J) from Master Staffing Sheet	Actual Cost @ FTE %	*Department must provide back-up data justifying FTE Calculation
Arboricultural Inspector	0.0014423	\$ 242,543	\$ 349.82	3 Hours - Write Agenda Report for City Council Meeting
Tree Supervisor II	0.0009615	\$ 267,406	\$ 257.12	2 Hours - On site meeting with appellant
Tree Supervisor II	0.0009615	\$ 267,406	\$ 257.12	2 Hours (Overtime) - Tree Hearing at City Council Meeting
		Total Amount	\$ 865.06	

B) Other Operating Expenses:

Account Number	Description	Total Expense	*Department must provide back-up data justifying FTE Calculation
52XXX			
53XXX			
54XXX			
55XXX			
56XXX			
58XXX			
59XXX			
Subtotal:		\$ -	
Total Dept Expenditures		\$ 865.06	

Total Annual Volume 0
Fee \$ -

Name of Fee
Annual Unit Volume

Sewers & Drainage - Board Up - Not During Normal Hours (A.2)

DESCRIPTION OF COST

A) Personnel Analysis:

Class Name	FTE*	Salary, Benis & Overhead (Col J) from Master Staffing Sheet	Actual Cost @ FTE %	*Department must provide back-up data justifying FTE Calculation
Public Works Maintenance Worker	0.001442	\$ 167,454	\$ 241.52	3 Hours
Street Maint. Leander	0.001442	\$ 212,781	\$ 306.90	3 Hours
			\$ -	
			\$ -	
			\$ -	
			\$ -	
			\$ -	
			\$ -	
			\$ -	
			\$ -	
			\$ -	
			\$ -	
		Total Amount	\$ 548.42	

B) Other Operating Expenses:

Account Number	Description	Total Expense	*Department must provide back-up data justifying FTE Calculation
52XXX 52519	Misc. Building Supplies	\$ 28.00	
56XXX 56411	Complaint Truck and fuel	\$ 45.00	
59XXX			
		Subtotal:	\$ 73.00
Total Dept. Expenditures			\$ 621.42

Total Annual Volume
Fee \$ -

Name of Fee
Annual Unit Volume

Engineering Planning & Design - Engineer Review (A)

DESCRIPTION OF COST

A) Personnel Analysis:

Class Name	FTE*	Salary, Benis & Overhead (Col J) from Master Staffing Sheet	Actual Cost @ FTE %	*Department must provide back-up data justifying FTE Calculation	
Engineer, Supervising Civil (O)	0.00005	\$ 447,155	\$ 22.93	0.1 hours	Department head
Engineer, Civil (O)	0.00051	\$ 363,773	\$ 186.55	1 hours	billing and follow-up and reporting work
			\$ -		
			\$ -		
		Total Amount	\$ 209.48		

B) Other Operating Expenses:

Account Number	Description	Total Expense	*Department must provide back-up data justifying FTE Calculation
52XXX			
53XXX			
54XXX			
55XXX			
56XXX			
58XXX			
59XXX			
	Subtotal:	\$ -	
Total Dept Expenditures		\$ 209.48	

Total Annual Volume 0
Fee \$ -

Name of Fee
Annual Unit Volume

Engineering Planning & Design - Will Serve Letter (D)

DESCRIPTION OF COST

A) Personnel Analysis:

Class Name	FTE*	Salary, Benis & Overhead (Col J) from Master Staffing Sheet	Actual Cost @ FTE %	*Department must provide back-up data justifying FTE Calculation
Engineer, Supervising Civil (O)	0.00003	\$ 447,155	\$ 11.47	0.05 hours Department head
Engineer, Civil (O)	0.00026	\$ 363,773	\$ 93.28	0.5 hours billing and follow-up and reporting work
		\$ -	\$ -	
		\$ -	\$ -	
		Total Amount	\$ 104.74	

B) Other Operating Expenses:

Account Number	Description	Total Expense	*Department must provide back-up data justifying FTE Calculation
52XXX			
53XXX			
54XXX			
55XXX			
56XXX			
58XXX			
59XXX			
	Subtotal:	\$ -	
Total Dept Expenditures		\$ 104.74	

Total Annual Volume 0
Fee \$ -

Name of Fee
Annual Unit Volume

Engineering Planning & Design - Sewer Discharge Authorization C

DESCRIPTION OF COST

A) Personnel Analysis:

Class Name	FTE*	Salary, Benis & Overhead (Col J) from Master Staffing Sheet	Actual Cost @ FTE %	*Department must provide back-up data justifying FTE Calculation
Engineer, Supervising Civil (O)	0.00021	\$ 447,155	\$ 91.72	0.4 hours Department head
Engineer, Civil (O)	0.00205	\$ 363,773	\$ 746.20	4 hours billing and follow-up and reporting work
			\$ -	
			\$ -	
		Total Amount	\$ 837.93	

B) Other Operating Expenses:

Account Number	Description	Total Expense	*Department must provide back-up data justifying FTE Calculation
52XXX			
53XXX			
54XXX			
55XXX			
56XXX			
58XXX			
59XXX			
	Subtotal:	\$ -	
Total Dept Expenditures		\$ 837.93	

Total Annual Volume 0
Fee \$ -

Name of Fee
Annual Unit Volume

Project Delivery - Materials Testing Services (A)

DESCRIPTION OF COST

A) Personnel Analysis:

Class Name	FTE*	Salary, Benis & Overhead (Col J) from Master Staffing Sheet	Actual Cost @ FTE %	*Department must provide back-up data justifying FTE Calculation
Construction Inspector	0.00048558	\$ 230,805	\$ 112.07	1.01
Construction Insp. Supv.	0.00019231	\$ 333,699	\$ 64.17	0.4
			\$ -	
			\$ -	
			\$ -	
			\$ -	
			\$ -	
			\$ -	
			\$ -	
			\$ -	
		Total Amount	\$ 176.25	

B) Other Operating Expenses:

Account Number	Description	Total Expense	*Department must provide back-up data justifying FTE Calculation
52XXX			
53XXX			
54XXX			
55XXX			
56XXX			
58XXX			
59XXX			
	Subtotal:	\$ -	
Total Dept Expenditures:		\$ 176.25	

Total Annual Volume 0
Fee \$ -

Name of Fee
 Annual Unit Volume

Watershed Program - Creek Determination Appeals (A.2)

DESCRIPTION OF COST

A) Personnel Analysis:

Class Name	FTE*	Salary, Benis & Overhead (Col J) from	Actual Cost @		*Department must provide back-up data justifying FTE Calculation
		Master Staffing Sheet	FTE %		
Project Manager II	0.0020513	\$ 512,765	\$ 1,051.83		4 Hours
Program Analyst III	0.0020513	\$ 314,751	\$ 645.64		4 Hours
Environmental Specialist	0.0020513	\$ 294,803	\$ 604.72		4 Hours
			\$ -		
			\$ -		
			\$ -		
			\$ -		
			\$ -		
			\$ -		
			\$ -		
		Total Amount	\$	2,302.19	

B) Other Operating Expenses:

Account Number	Description	Total Expense	*Department must provide back-up data justifying FTE Calculation
52XXX			
53XXX			
54XXX			
55XXX			
56XXX			
58XXX			
59XXX			
Subtotal:		\$	-
Total Dept Expenditures		\$	2,302.19

Total Annual Volume 0
 Fee \$ 2,302

Name of Fee
Annual Unit Volume

Watershed Program - Hourly Fee Over 4 Hours (A.3)

DESCRIPTION OF COST

A) Personnel Analysis:

Class Name	FTE*	Salary, Benis & Overhead (Col J) from Master Staffing Sheet	Actual Cost @ FTE %	*Department must provide back-up data justifying FTE Calculation
Project Manager II	0.0005128	\$ 512,765	\$ 262.96	1 Hours
Program Analyst III	0.0005128	\$ 314,751	\$ 161.41	1 Hours
Environmental Specialist	0.0005128	\$ 294,803	\$ 151.18	1 Hours
			\$ -	
			\$ -	
			\$ -	
			\$ -	
			\$ -	
			\$ -	
		Total Amount	\$ 575.55	

B) Other Operating Expenses:

Account Number	Description	Total Expense	*Department must provide back-up data justifying FTE Calculation
52XXX			
53XXX			
54XXX			
55XXX			
56XXX			
58XXX			
59XXX			
Subtotal:		\$ -	
Total Dept Expenditures		\$ 575.55	
Total Annual Volume		0	
Fee		\$ 576	

Name of Fee
Annual Unit Volume

ROW - Inspection for Issuance of a Permit - Within Private Property (A.1.a)

2080

DESCRIPTION OF COST

A) Personnel Analysis:

Class Name	FTE*	Salary, Benis & Overhead (Col J) from Master Staffing Sheet	Actual Cost @ FTE %	*Department must provide back-up data justifying FTE Calculation
Construction Inspector (F)	0.00120192	\$ 230,805	\$ 277.41	2.5 hours
Construction Inspector, Sr (F)	0.00019231	\$ 280,372	\$ 53.92	0.4 hours
Public Service Representative	0.00007179	\$ 181,772	\$ 13.05	0.14 hours
Total Amount			\$ 344.38	

Actual field inspections, minor office related work, verify plan/profile for constructability, travel time and follow up. This is applied to utility inspections (or other applicants) due to inefficiencies associated with this type of service (example: no work during the rainy season, varying daily work load, and work cancellation). NOTE his is a demand oriented service (not planned) and there fore we need to be able to respond within 48 hours or sooner per OMC. therefore, this service has to carry the inefficiencies

Senior inspector to review any plans, establish condions of approval if any, and instruct the applicant or the inspector accordingly

Scheduling the work and servicing clients and billing

B) Other Operating Expenses:

Account Number	Description	Total Expense	*Department must provide back-up data justifying FTE Calculation
52XXX			
53XXX			
54XXX			
55XXX			
56XXX			
58XXX			
59XXX			
Subtotal:		\$ -	
Total Dept Expenditures		\$ 344.38	

Total Annual Volume \$ 1.00
Fee \$ 344.38

Name of Fee
Annual Unit Volume

ROW - Inspection for Issuance of a Permit - Within Private Property & Sidewalks/Roadway (A.1.b)
2080

DESCRIPTION OF COST

A) Personnel Analysis:

Class Name	FTE*	Salary, Benis & Overhead (Col J) from Master Staffing Sheet	Actual Cost @ FTE %	*Department must provide back-up data justifying FTE Calculation
Construction Inspector (F)	0.00180288	\$ 230,805	\$ 416.11	3.75 hours Actual field inspections, minor office related work, verify plan/profile for constructability, travel time and follow up. This is applied to utility inspections (or other applicants) due to inefficiencies associated with this type of service (example: no work during the rainy season, varying daily work load, and work cancellation). NOTE his is a demand oriented service (not planned) and there fore we need to be able to respond within 48 hours or sooner per OMC. therefore, this service has to carry the inefficiencies
Construction Inspector, Sr.(F)	0.00028846	\$ 280,372	\$ 80.88	0.6 hours Senior inspector to review any plans, establish conditions of approval if any, and instruct the applicant or the inspector accordingly
Public Service Representative	0.00010769	\$ 181,772	\$ 19.58	0.21 hours Scheduling the work and servicing clients and billing
Total Amount			\$ 516.57	

B) Other Operating Expenses:

Account Number	Description	Total Expense	*Department must provide back-up data justifying FTE Calculation
52XXX			
53XXX			
54XXX			
55XXX			
56XXX			
58XXX			
59XXX			
Subtotal:		\$ -	
Total Dept Expenditures		\$ 516.57	

Total Annual Volume \$ 1.00
Fee \$ 516.57

Name of Fee
Annual Unit Volume

ROW - Inspection for Issuance of a Permit - Additional Inspections during Normal Hours (A.1.c)
2080

DESCRIPTION OF COST

A) Personnel Analysis:

Class Name	FTE*	Salary, Benis & Overhead (Col J) from Master Staffing Sheet	Actual Cost @ FTE %	*Department must provide back-up data justifying FTE Calculation	
Construction Inspector (F)	0.00060096	\$ 230,805	\$ 138.70	1.25 hours	<p>Actual field inspections, minor office related work, verify plan/profile for constructability, travel time and follow up. This is applied to utility inspections (or other applicants) due to inefficiencies associated with this type of service (example: no work during the rainy season, varying daily work load, and work cancellation). NOTE ... this is a demand oriented service (not planned) and there fore we need to be able to respond within 48 hours or sooner per OMC. therefore, this service has to carry the inefficiencies Senior inspector to review any plans, establish conditions of approval if any, and instruct the applicant or the inspector accordingly</p> <p>Scheduling the work and servicing clients and billing</p>
Construction Inspector, Sr (F)	0.00009615	\$ 280,372	\$ 26.96	0.2 hours	
Public Service Representative	0.00003590	\$ 181,772	\$ 6.53	0.07 hours	
Total Amount			\$ 172.19		

B) Other Operating Expenses:

Account Number	Description	Total Expense	*Department must provide back-up data justifying FTE Calculation
52XXX			
53XXX			
54XXX			
55XXX			
56XXX			
58XXX			
59XXX			
Subtotal:		\$ -	
Total Dept Expenditures		\$ 172.19	

Total Annual Volume	\$	1.00
Fee	\$	172.19

Name of Fee
Annual Unit Volume

ROW - Inspection for Issuance of a Permit - Additional Inspections during Not Normal Hours (A.1.d)
2080

DESCRIPTION OF COST

A) Personnel Analysis:

Class Name	FTE*	Salary, Benis & Overhead (Col J) from Master Staffing Sheet	Actual Cost @ FTE %	*Department must provide back-up data justifying FTE Calculation
Construction Inspector (F)	0.00090144	\$ 230,805	\$ 208.06	1.875 hours Actual field inspections, minor office related work, verify
Construction Inspector, Sr (F)	0.00014423	\$ 280,372	\$ 40.44	0.3 hours Senior inspector to review any plans, establish condition
Public Service Representative	0.00005385	\$ 181,772	\$ 9.79	0.105 hours Scheduling the work and servicing clients and billing
Total Amount			\$ 258.28	

B) Other Operating Expenses:

Account Number	Description	Total Expense	*Department must provide back-up data justifying FTE Calculation
52XXX			
53XXX			
54XXX			
55XXX			
56XXX			
58XXX			
59XXX			
Subtotal:		\$ -	
Total Dept Expenditures		\$ 258.28	

Total Annual Volume \$ 1.00
Fee \$ 258.28

Name of Fee
Annual Unit Volume

ROW - Inspection for Issuance - Sewers, New Building Connection (A.2)

DESCRIPTION OF COST

A) Personnel Analysis:

Class Name	FTE*	Salary, Benis & Overhead (Col J) from Master Staffing Sheet	Actual Cost @ FTE %	*Department must provide back-up data justifying FTE Calculation	
Construction Inspector (F)	0.00240385	\$ 230,805	\$ 554.82	5 hours	Actual field inspections, minor office related work, verify plan/profile for con
Construction Inspector, Sr (F)	0.00096154	\$ 280,372	\$ 269.59	2 hours	Senior inspector to review the plans and establish conditions of approval, i
Construction Inspector Supv. (Field)	0.00024038	\$ 333,699	\$ 80.22	0.5 hours	Inspection supervisor to sign the approved plans or approve the conditions
Public Service Representative	0.00014423	\$ 189,043	\$ 27.27	0.3 hours	Intake at the counter and communications with the applicant on plan/profil
Engineer, Civil Supervising (O)	0.00005128	\$ 447,155	\$ 22.93	0.1 hours	Department head
Administrative Assistant II	0.00017949	\$ 208,982	\$ 37.51	0.35 hours	Scheduling & follow-up
		\$ -	\$ -		
		\$ -	\$ -		
		Total Amount	\$ 992.33		

B) Other Operating Expenses:

Account Number	Description	Total Expense	*Department must provide back-up data justifying FTE Calculation
52X XX			
53XXX			
54XXX			
55XXX			
56XXX			
58XXX			
59XXX			
	Subtotal:	\$ -	
Total Dept Expenditures		\$ 992.33	

Total Annual Volume \$ -
Fee \$ -

Name of Fee
Annual Unit Volume

ROW - Inspection for Issuance - Sewer or Septic Tank Abandonment (A.3)

DESCRIPTION OF COST

A) Personnel Analysis:

Class Name	FTE*	Salary, Benis & Overhead (Col J) from Master Staffing Sheet	Actual Cost @ FTE %	*Department must provide back-up data justifying FTE Calculation	
Construction Inspector (F)	0.00120192	\$ 230,805	\$ 277.41	2.5 hours	Actual field inspections, minor office-related work, verify pl
Construction Inspector, Sr (F)	0.00004808	\$ 280,372	\$ 13.48	0.1 hours	Senior inspector to review the plans and establish conditio
			\$ -		
Total Amount			\$ 290.89		

B) Other Operating Expenses:

Account Number	Description	Total Expense	*Department must provide back-up data justifying FTE Calculation
52XXX			
53XXX			
54XXX			
55XXX			
56XXX			
58XXX			
59XXX			
Subtotal:		\$ -	
Total Dept Expenditures		\$ 290.89	

Total Annual Volume \$ -
Fee \$ -

Name of Fee
Annual Unit Volume

ROW - Inspection for Issuance - Sewer, Common Private Normal Hours (A.4.a)

DESCRIPTION OF COST

A) Personnel Analysis:

Class Name	FTE*	Salary, Benis & Overhead (Col J) from Master Staffing Sheet	Actual Cost @ FTE %	*Department must provide back-up data justifying FTE Calculation
Construction Inspector (F)	0.00192308	\$ 230,805	443.85	4 hours Actual field inspections, minor office related work, verify pl
Construction Inspector, Sr (F)	0.00048077	\$ 280,372	134.79	1 hours Senior inspector to review the plans and establish condition
Construction Inspector Supv. (Field)	0.00024038	\$ 333,699	80.22	0.5 hours Supervisor
Public Service Representative	0.00014423	\$ 189,043	27.27	0.3 hours Scheduling the work and servicing the clients
		Total Amount	686.13	

B) Other Operating Expenses:

Account Number	Description	Total Expense	*Department must provide back-up data justifying FTE Calculation
52XXX			
53XXX			
54XXX			
55XXX			
56XXX			
58XXX			
59XXX			
Subtotal:		0.00	
Total Dept Expenditures		686.13	

Total Annual Volume 0.00
Fee 0.00

Name of Fee
Annual Unit Volume

ROW - Inspection for Issuance - Sewer, Common Private Not Normal Hours (A.4.b)

DESCRIPTION OF COST

A) Personnel Analysis:

Class Name	FTE*	Salary, Benis & Overhead (Col J) from Master Staffing Sheet	Actual Cost @ FTE %	*Department must provide back-up data justifying FTE Calculation	
Construction Inspector (F)	0.00288462	\$ 230,805	665.78	6 hours	Actual field inspections, minor office related work, verify pl
Construction Inspector, Sr (F)	0.00072115	\$ 280,372	202.19	1.5 hours	Senior inspector to review the plans and establish conditior
Construction Inspector-Supv. (Field)	0.00036058	\$ 333,699	120.32	0.75 hours	Supervisor
Public Service Representative	0.00021635	\$ 189,043	40.90	0.45 hours	Scheduling the work and servicing the clients
Total Amount			1029.20		

B) Other Operating Expenses:

Account Number	Description	Total Expense	*Department must provide back-up data justifying FTE Calculation
52XXX			
53XXX			
54XXX			
55XXX			
56XXX			
58XXX			
59XXX			
Subtotal:		0.00	

Total Dept. Expenditures 1029.20

Total Annual Volume 0.00

Fee 0.00

Name of Fee
Annual Unit Volume

ROW - Inspection for Issuance of a Permit - Volunteer Repair with EBMUD Incentive Program (A.5)
2080

DESCRIPTION OF COST

A) Personnel Analysis:

Class Name	FTE*	Salary, Benis & Overhead (Col J) from Master Staffing Sheet	Actual Cost @ FTE %	*Department must provide back-up data justifying FTE Calculation
Construction Inspector (F)	0.00060096	\$ 230,805	\$ 138.70	1.25 hours Actual field inspections, minor office related work, verify
Construction Inspector, Sr (F)	0.00009615	\$ 280,372	\$ 26.96	0.2 hours Senior inspector to review any plans, establish condition
Public Service Representative	0.00003590	\$ 181,772	\$ 6.53	0.07 hours Scheduling the work and servicing clients and billing
Total Amount			\$ 172.19	

B) Other Operating Expenses:

Account Number	Description	Total Expense	*Department must provide back-up data justifying FTE Calculation
52XXX			
53XXX			
54XXX			
55XXX			
56XXX			
58XXX			
59XXX			

Subtotal: \$ -

Total Dept Expenditures \$ 172.19

Total Annual Volume \$ 1.00
Fee \$ 172.19

Name of Fee
Annual Unit Volume

ROW - Commencing Work - Investigation of Work (B.4)

2080

DESCRIPTION OF COST

A) Personnel Analysis:

Class Name	FTE*	Salary, Benis & Overhead (Col J) from Master Staffing Sheet	Actual Cost @ FTE %	*Department must provide back-up data justifying FTE Calculation	
Construction Inspector (F)	0.00060096	\$ 230,805	\$ 138.70	1.25 hours	Actual field inspections, minor office related work, verify
Construction Inspector, Sr (F)	0.00009615	\$ 280,372	\$ 26.96	0.2 hours	Senior inspector to review any plans, establish condition
Public Service Representative	0.00003590	\$ 181,772	\$ 6.53	0.07 hours	Scheduling the work and servicing clients and billing
Total Amount			\$ 172.19		

B) Other Operating Expenses:

Account Number	Description	Total Expense	*Department must provide back-up data justifying FTE Calculation
52XXX			
53XXX			
54XXX			
55XXX			
56XXX			
58XXX			
59XXX			
Subtotal:		\$ -	
Total Dept Expenditures		\$ 172.19	

Total Annual Volume \$ 1.00
Fee \$ 172.19

Name of Fee
Annual Unit Volume

ROW - Sewer Abatement - Voluntary Administrative Fee (C.1.d)

DESCRIPTION OF COST:

A) Personnel Analysis:

Class Name	FTE*	Salary, Benis & Overhead (Col J) from Master Staffing Sheet	Actual Cost @ FTE %	*Department must provide back-up data justifying FTE Calculation	
Construction Inspector (F)	0.00048077	\$ 230,805	110.96	1 hours	Actual field verification and inspection, some minor office
Construction Inspector, Sr (F)	0.00144231	\$ 280,372	404.38	3 hours	Senior construction inspector related work - review of the a
Construction Inspector Supv. (Field)	0.00009615	\$ 333,699	32.09	0.2 hours	Supervisor's work related activities to inspection and admir
Public Service Representative	0.00025641	\$ 181,772	46.61	0.5 hours	Scheduling the work and servicing the clients
Engineer, Assistant II (O)	0.00025641	\$ 312,491	80.13	0.5 hours	Engineering assistance to inspection-supervisor, senior-ins
			0.00		
Total Amount			674.17		

B) Other Operating Expenses:

Account Number	Description	Total Expense	*Department must provide back-up data justifying FTE Calculation
52XXX			
53XXX			
54XXX			
55XXX			
56XXX			
58XXX			
59XXX			
Subtotal:		0.00	

Total Dept Expenditures 674.17

Total Annual Volume 0.00
Fee 0.00

Name of Fee
Annual Unit Volume

ROW - Sewer Abatement - Mandatory Administrative Fee (C.2.c)

DESCRIPTION OF COST

A) Personnel Analysis:

Class Name	FTE*	Salary, Benis & Overhead (Col J) from Master Staffing Sheet	Actual Cost @ FTE %	*Department must provide back-up data justifying FTE Calculation	
Construction Inspector (F)	0.00096154	\$ 230,805	221.93	2 hours	Actual field inspection and some minor office \ related work and travel time
Construction Inspector, Sr (F)	0.00144231	\$ 280,372	404.38	3 hours	Senior construction inspector related work - review of the application for requirements
Construction Inspector Supv. (Field)	0.00144231	\$ 333,699	481.30	3 hours	Supervisor's work related activities to inspection and admir
Engineer, Supervising Civil (O)	0.00051282	\$ 447,155	229.31	1 hours	Department head (plan review)
Administrative Assistant II	0.00020513	\$ 208,982	42.87	0.4 hours	billing and follow-up and reporting work
Engineer, Assistant II (O)	0.00102564	\$ 312,491	320.50	2 hours	as needed for abatement notices
			0.00		
Total Amount			1700.29		

B) Other Operating Expenses:

Account Number	Description	Total Expense	*Department must provide back-up data justifying FTE Calculation	
52XXX				
53XXX	53117 Cell Phone - Const Insp & SR	\$ 1,320	0.63	
54XXX				
55XXX				
56XXX	56413 & 56419 Vehicle & IT Charges	\$ 78,520	37.75	
58XXX				
59XXX				
Subtotal:			38.38	
Total Dept Expenditures			1738.67	

Total Annual Volume 0.00
Fee 0.00

Name of Fee
Annual Unit Volume

ROW - Utility of Cross Bore Sewer Main Abatement - Permit (E.1)

2080

DESCRIPTION OF COST:

A) Personnel Analysis:

Class Name	FTE*	Salary, Benis & Overhead (Col J) from Master Staffing Sheet	Actual Cost @ FTE %	*Department must provide back-up data justifying FTE Calculation
Construction Inspector (F)	0.00120192	\$ 230,805	\$ 277.41	2.5 hours Actual field inspections, minor office related work, verify
Construction Inspector, Sr (F)	0.00019231	\$ 280,372	\$ 53.92	0.4 hours Senior inspector to review any plans, establish condition
Public Service Representative	0.00007179	\$ 181,772	\$ 13.05	0.14 hours Scheduling the work and servicing clients and billing
Total Amount			\$ 344.38	

B) Other Operating Expenses:

Account Number	Description	Total Expense	*Department must provide back-up data justifying FTE Calculation
52XXX			
53XXX			
54XXX			
55XXX			
56XXX			
58XXX			
59XXX			
Subtotal:		\$ -	
Total Dept Expenditures		\$ 344.38	

Total Annual Volume \$ 1.00
Fee \$ 344.38

Name of Fee
Annual Unit Volume

ROW - Utility Cross Bore - Additional Inspections During Normal Hours (E.2)

2080

DESCRIPTION OF COST

A) Personnel Analysis:

Class Name	FTE*	Salary, Bonus & Overhead (Col J) from Master Staffing Sheet	Actual Cost @ FTE %	*Department must provide back-up data justifying FTE Calculation
Construction Inspector (F)	0.00060096	\$ 230,805	\$ 138.70	1.25 hours Actual field inspections, minor office related work, verify
Construction Inspector, Sr (F)	0.00009615	\$ 280,372	\$ 26.96	0.2 hours Senior inspector to review any plans, establish condition
Public Service Representative	0.00003590	\$ 181,772	\$ 6.53	0.07 hours Scheduling the work and servicing clients and billing
Total Amount			\$ 172.19	

B) Other Operating Expenses:

Account Number	Description	Total Expense	*Department must provide back-up data justifying FTE Calculation
52XXX			
53XXX			
54XXX			
55XXX			
56XXX			
58XXX			
59XXX			
Subtotal:		\$ -	
Total Dept Expenditures		\$ 172.19	

Total Annual Volume \$ 1.00
Fee \$ 172.19

Name of Fee
Annual Unit Volume

ROW - Utility Cross Bore - Additional Inspections Not During Normal Hours (E.3)

DESCRIPTION OF COST

A) Personnel Analysis:

Class Name	FTE*	Salary, Benis & Overhead (Col J) from Master Staffing Sheet	Actual Cost @ FTE %	*Department must provide back-up data justifying FTE Calculation	
Construction Inspector (F)	0.00090144	\$ 230,805	\$ 208.06	1.875 hours	Actual field inspections, minor office related work, verify
Construction Inspector, Sr (F)	0.00014423	\$ 280,372	\$ 40.44	0.3 hours	Senior inspector to review any plans, establish condition
Public Service Representative	0.00005385	\$ 181,772	\$ 9.79	0.105 hours	Scheduling the work and servicing clients and billing
Total Amount			\$ 258.28		

B) Other Operating Expenses:

Account Number	Description	Total Expense	*Department must provide back-up data justifying FTE Calculation
52XXX			
53XXX			
54XXX			
55XXX			
56XXX			
58XXX			
59XXX			
Subtotal:		\$ -	

Total Dept Expenditures \$ 258.28

Total Annual Volume \$ 1.00
Fee \$ 258.28



INTER OFFICE MEMORANDUM

TO: Sabrina B. Landreth
City Administrator

FROM: Katano Kasaine
Finance Director

SUBJECT: FY 2018-19 Master Fee Schedule
Revenue Management Bureau

DATE: March 28, 2018

RECOMMENDATION

The Revenue Management Bureau (“RMB”) recommends the City Council approve proposed changes to the FY 2018-19 Master Fee Schedule (“MFS”), which include new fees and to increase existing fees to recover the reasonable cost of providing the service.

EXECUTIVE SUMMARY

The RMB has analyzed its fees and proposes to revise fees for the FY 18-19 MFS Update. The RMB has identified the need to recover costs for providing new services, to increase fees due to cost increases associated with providing services, and to include new mandated fees. Existing fees need to recover employee wage increases as a result of the recent MOU approvals for cost of living adjustments (“COLA”). The RMB proposes to introduce two new fees to recover costs for providing services for Duplicate Release of Lien and a Promissory Note Maintenance Fee. In addition, The State of California, through Assembly Bill 503 (“AB 503”), mandates the City of Oakland include new fees for parking promissory notes. The proposed fees are cost recovery and are reasonable and apportioned in compliance with Proposition 26. The fiscal impact of the proposed fee request will recover approximately \$70,000 and be recovered in the General Purpose Fund (1010).

ANALYSIS

As mentioned above, the RMB reviewed its fees in order to determine at what level the fees would be full cost recovery. Most changes to the MFS offset increased costs related to the provision of services for which fees are charged. Staff analyzed and documented that the proposed fees or charges within the MFS for FY 2018-19 are no more than necessary to cover the reasonable costs of the activity or service being provided, and that the manner in which those costs are allocated to the payer bears a fair or reasonable relationship to the payer’s burden on, or benefits received from, the activity of service. The changes in fees (added or modified) are intended to meet the requirement of Proposition 26.

FINDINGS

The RMB proposes modifying fees under its jurisdiction in an effort to recover those costs directly related to providing a service, processing applications or declarations and collection efforts. The result of the department fee analysis support the need to introduce new fees and penalties in an effort to recover costs. RMB has identified the following fees to be included in the Master Fee Schedule to close the gap towards full cost recovery.

The RMB recommendations for the FY 2018-19 MFS Update:

- *AB503 Parking Promissory Note Administrative Fee for (Indigent), \$5.00.*
- *AB503 Parking Promissory Note Administrative Fee for (non-Indigent), \$25.00.*
- *Promissory Note Maintenance Fee, \$95.00.*
- *Duplicate Release of Lien or Termination or Priority Lien Release, or Release of Priority Lien, \$162.00 per document.*
- *Citywide Collection accounts, less than \$300.00, add a one hundred percent collection fee to recover collection costs.*
- *Recordation and Technology Fee increase of \$1.00, or 50%.*
- *Special Event Permit Fee increase of \$20.00, or 33%.*

AB 503 and Related Parking Fees:

This Senate Bill is a State mandate, which seeks to remove barriers that prevent Californians from registering their vehicles because of unpaid parking citations. The City of Oakland seeks to provide a low payment, penalty free payment plan for those who are most vulnerable in our community and are considered indigent. The program will assist those individuals in securing an affordable payment plan to pay for parking citations and prevent the booting and towing of their vehicles, and the inability to renew the vehicle's registration. The plan also ensures that all late fees and penalty assessments are waived if the payment plan requirements are met.

There is an initial \$5 processing fee for those who are indigent and \$25 for non-indigent. Parking Promissory Note Maintenance Fee of \$95.00.

Duplicate Release of Lien or Termination or Priority Lien Release, or Release of Priority Lien

The Citywide Liens Section frequently receive requests for duplication of already released liens. Some of these released liens date back several fiscal years. In some cases, the original file cannot be located and staff has had to advise the taxpayer to start the demand request process again, which based on the number or releases requested can provide an undue financial burden on the taxpayer. The duplication would be considered a staffing cost recovering fee and mitigate the financial impact on the citizen. Considering our new records management system, the cost of attaining these older documents has not been analyzed. This fee is currently an approved fee and

is applied to liens by the Planning and Building Department. The RMB recognizes the need to utilize this fee in processing liens. This fee has been calculated by the Planning and Building Department.

Citywide Collection accounts less than \$300.00

For accounts, less than \$300.00 referred to Citywide Collections, add a one hundred percent collection fee of the collection account.

Recordation and Technology Fee

Due to ongoing maintenance needs and additional system enhancements that will increase system efficiencies and user interface, both internal and external, an increase of the Recordation and Technology by \$1.00 is requested.

Special Event Permit Fee

Due to the increase of staff time and support costs to conduct research and processing time has increase total costs to approve permits, resulting in the need to increase the permit fee by \$20.00 to a cost of \$80.00, which is 33 percent increase. The importance of this permit is to research if a business can operate and to record the business as conducting business within the City of Oakland.

FISCAL IMPACT

All proposed new fees will be introduced in the Schedule this fiscal year, as such revenues derived from new fees is undetermined at this time. The proposed increase of the Recordation and Technology fee will result in approximately \$60,000 and for the Special Event Permit approximately \$10,000, for an approximate total fiscal impact of \$70,000, which will be recovered in the General Purpose Fund (1010). The addition of the new Release of Lien Fee will be recovered in the Mandatory Garbage Fund (1700).

**City of Oakland
Budget/Revenue**

Special Event Permit

Estimated Time of Processing

Revenue Operations Supervisor

Revenue 5 Minutes

Tax Enforcement Officer

Processing application, faxing & recording 35 Minutes
Minutes

Cashier

Payment Processing, Scanning, Reconciliation of Payment 10 Minutes

Total Processing Time 50 Minutes

Estimated Cost of Material

Postage	\$	0.46
Application	\$	0.15
Envelopes	\$	0.10
Certificate	\$	0.50
Printing	\$	0.10
Total Cost of Material	\$	1.31

Estimated Fee

Revenue Operations Supervisor	\$	266,281.55
Hourly rate	\$	136.55
Total Minutes Cost	\$	2.28
5 Minutes Costs	\$	11.38

Tax Enforcement Officer II	\$	201,485.56
Hourly rate	\$	103.33
cost per minute	\$	1.72
35 Minutes Costs	\$	60.27

Revenue Assistant	\$	126,371.26
Hourly rate	\$	64.81
cost per minute	\$	1.1
10 Minutes Costs	\$	10.80

Total Staff Cost	\$	82.45
Total Material Cost	\$	1.31

Total Cost of Staff & Material \$ 83.76

Description:


A fee imposed to recover the cost to process and research that a business is allowed to operate and to process documents to record the business as conducting business within the City of Oakland.

Oakland Fire Department

NARRATIVE

FY 2018-19 MASTER FEE SCHEDULE

A-9 FIRE



CITY OF OAKLAND

INTER OFFICE MEMORANDUM

TO: Sabrina Landreth
City Administrator

FROM: Darin White
Fire Chief

SUBJECT: FY 2018-19 MASTER FEE UPDATES **DATE:** April 23, 2018

Approval

Date

This is a request for your approval to revise existing Fire Prevention Bureau (FPB) fees as part of the FY 2018-19 Master Fees Schedule (MFS) update. In this proposed FY 2018-19 MFS update, the FPB seeks to increase only personnel related fees, in the amount consistent with the 9% city-wide increases. The MFS increases will continue to align with Proposition 26 "cost recovery only" guidelines for services provided by a public entity, including the Local 21 and Local 1021 represented classification salary increases, and no other increases or adjustments are being proposed. In accordance with the 2016 CA Fire Code, the Authority Having Jurisdiction (AHJ), in this case the City of Oakland, is given the authorization to implement a fee schedule associated with the AHJ's applicable governing authority, to charge for services provided.

The updated MFS will continue to provide cost recovery charges for services being provided in compliance with Proposition 26, to include: baseline salary increases, fringe benefits, operations & maintenance, central service overhead, and other post-employment benefits. Updated changes affect the existing fee categories: operational and construction permits, plan review, false alarm fees, and inspections.

BACKGROUND

The current FY 2018-19 MFS reflects an increase in fees to all the personnel-based services, in accordance with Proposition 26 cost recovery guidelines. Such fees include plan review for new construction and tenant improvement, and re-models to existing structures; routine field inspections associated with all new construction, CA state mandated facilities, annual operational permits, special event permits, and hazardous materials. The increase in all respective fees will ensure all services achieve adequate cost recovery levels to minimize the impact to the general-purpose fund (1010).

Specific services detailed above include:

- **Operational Permits:** The CA Fire Code requires the issuance of annual operational permits to those businesses conducting activities which are regulated through the AHJ. Issuing the annual operational permits requires the OFD to perform tasks associated with research of the CA Fire Code, previous compliance records, and current ownership; as well as, the approval & generation of the actual permits.
- **Plan Review/Construction Permits:** The CA Fire Code requires the issuance of construction and/or installation permits to those entities performing construction and/or installation

regulated through the AHJ. The CA Fire Code specifies that construction and/or installation permits are to be issued under defined conditions, and only after plans submitted have been reviewed and approved by the AHJ.

- Inspections: The CA Fire Code authorizes the AHJ to conduct routine inspections as deemed necessary, to determine compliance with the provisions of the fire code for all regulated annual occupancies and/or construction sites. Further it indicates that permits, and/or certificates of compliance shall not be issued to those occupancies and/or construction sites requiring them until all outstanding violations have been corrected. Other than the proposed increase to general inspections and re-inspections, the most significant percentage increases in the inspections category are those related to new construction, as this category has shown a significant increase in activity during the last couple of years.

FISCAL IMPACT:

The revised and updated FY 2018-19 Master Fee Schedule's fiscal impact will reflect adjusted personnel salary increases for all classifications providing direct services to the OFD/ Fire Prevention Bureau to include pending Council approval COLA increases for OFD civilian represented employees in labor unions Local 21 and Local 1021. If approved, the proposed update based on our estimated attainable number of services to include inspections, plan review, fees and fines, and permits is estimated to increase by approximately \$465,478.96 for the coming fiscal year, after all new staffing levels are fully attained. Revenue expectations are projected to continue increasing in the FY 2019-21 two-year budget cycle, with the expectation that: 1) the FPB will be fully staffed and inspection and plan review services are increased in proportion to staffing levels; and 2) more focused billing and collections efforts yield increased realized revenue thresholds.

Respectfully,

Darin White
Fire Chief

Service Name	Fee Description	Average Annual Volume	Per Unit				Annual				
			FY17-18 Unit Fee	FY 18-19 Actual Full Unit Cost per Prop 26	Difference Unit Fee to Actual Cost	Unit Required Subsidy Fee @ Policy Level	FY17-18 Annual Revenue	FY 18-19 Actual Annual Full Cost per Prop 26	Difference Annual Fee to Actual Cost	Annual Required Subsidy with FY18-19 MFS Fee @ Policy Level (Without approving fee Increase)	Annual Required Subsidy with FY18-19 MFS Fee @ Policy Level (if fee Increase is Approved)
Fire Code Records Viewing And/Or Copying	Hour	5	\$ 65.00	\$ 65.00	\$ -	\$ -	\$ 325.00	\$ 325.00	\$ -	\$ -	\$ -
Plans/Map Photo Copy (<11"x17")	Map	10	\$ 0.840	\$ 0.84	\$ -	\$ -	\$ 8.40	\$ 8.40	\$ -	\$ -	\$ -
False Alarm Penalties-Commercial On The Second Transmission Within 6 Months	Incidence	600	\$ 613.00	\$ 613.00	\$ -	\$ -	\$ 367,800.00	\$ 367,800.00	\$ -	\$ -	\$ -
False Alarm Penalties-Residential On The Third Transmission Within 6 Months	Incidence	400	\$ 613.00	\$ 613.00	\$ -	\$ -	\$ 245,200.00	\$ 245,200.00	\$ -	\$ -	\$ -
Aerosol Product Level 2 and Level 3	Year	25	\$ 160.00	\$ 168.00	\$ (8.00)	\$ 8.00	\$ 4,000.00	\$ 4,200.00	\$ (200.00)	\$ 200.00	\$ -
Amusement Buildings	Per Bldg. Per Instance	2	\$ 160.00	\$ 168.00	\$ (8.00)	\$ 8.00	\$ 320.00	\$ 336.00	\$ (16.00)	\$ 16.00	\$ -
Aviation Facilities -Aircraft Refueling Vehicle	Year / Vehicle	2	\$ 160.00	\$ 174.40	\$ (14.40)	\$ 14.40	\$ 320.00	\$ 348.80	\$ (28.80)	\$ 28.80	\$ -
Cellulose Nitrate Film	Year	1	\$ 160.00	\$ 174.40	\$ (14.40)	\$ 14.40	\$ 160.00	\$ 174.40	\$ (14.40)	\$ 14.40	\$ -
Christmas Tree Lots	Each	2	\$ 160.00	\$ 174.40	\$ (14.40)	\$ 14.40	\$ 320.00	\$ 348.80	\$ (28.80)	\$ 28.80	\$ -
Covered Mall Buildings - Use of Open Flame	Year / Instance	5	\$ 160.00	\$ 174.40	\$ (14.40)	\$ 14.40	\$ 800.00	\$ 872.00	\$ (72.00)	\$ 72.00	\$ -
Covered Mall Buildings - Display Liquid- or Gas Fired Equipment	Year / Instance	5	\$ 160.00	\$ 174.40	\$ (14.40)	\$ 14.40	\$ 800.00	\$ 872.00	\$ (72.00)	\$ 72.00	\$ -
Covered Mall Buildings - Placement of Concession Equipment	Year / Instance	4	\$ 160.00	\$ 174.40	\$ (14.40)	\$ 14.40	\$ 640.00	\$ 697.60	\$ (57.60)	\$ 57.60	\$ -
Floor Finishing Flammable Finishes (spray, dip, powder-coating, etc.)	Year	5	\$ 160.00	\$ 174.40	\$ (14.40)	\$ 14.40	\$ 800.00	\$ 872.00	\$ (72.00)	\$ 72.00	\$ -
Hot Work Program	Year	30	\$ 160.00	\$ 174.40	\$ (14.40)	\$ 14.40	\$ 4,800.00	\$ 5,232.00	\$ (432.00)	\$ 432.00	\$ -
Industrial Ovens	Year	6	\$ 160.00	\$ 174.40	\$ (14.40)	\$ 14.40	\$ 960.00	\$ 1,046.40	\$ (86.40)	\$ 86.40	\$ -
Liquid Petroleum Gas (LPG) - Storage or Use of	Year	50	\$ 160.00	\$ 174.40	\$ (14.40)	\$ 14.40	\$ 8,000.00	\$ 8,720.00	\$ (720.00)	\$ 720.00	\$ -
Liquid Petroleum Gas (LPG) - Cargo Tanker Transport	Year/Truck	1	\$ 160.00	\$ 174.40	\$ (14.40)	\$ 14.40	\$ 160.00	\$ 174.40	\$ (14.40)	\$ 14.40	\$ -
Open Flames - Paint Removal	Year	5	\$ 160.00	\$ 174.40	\$ (14.40)	\$ 14.40	\$ 800.00	\$ 872.00	\$ (72.00)	\$ 72.00	\$ -
Open Flames - Assembly, Restaurant/Drinking Establishments	Year	50	\$ 160.00	\$ 174.40	\$ (14.40)	\$ 14.40	\$ 8,000.00	\$ 8,720.00	\$ (720.00)	\$ 720.00	\$ -
Open Flames - Ceremonial	Instance	25	\$ 160.00	\$ 174.40	\$ (14.40)	\$ 14.40	\$ 4,000.00	\$ 4,360.00	\$ (360.00)	\$ 360.00	\$ -
Repair Garages	Year	70	\$ 160.00	\$ 174.40	\$ (14.40)	\$ 14.40	\$ 11,200.00	\$ 12,208.00	\$ (1,008.00)	\$ 1,008.00	\$ -
Plan Review	P/HR - 1 HR Min	2,000	\$ 447.00	\$ 487.23	\$ (40.23)	\$ 40.23	\$ 894,000.00	\$ 974,460.00	\$ (80,460.00)	\$ 80,460.00	\$ -
Expedited Plan Review	P/HR - 1 HR Min	1,000	\$ 715.00	\$ 779.35	\$ (64.35)	\$ 64.35	\$ 715,000.00	\$ 779,350.00	\$ (64,350.00)	\$ 64,350.00	\$ -
Private Hydrant/Drv Horizontal Standpipe	P/H - 2 Hr. Min	15	\$ 447.00	\$ 487.23	\$ (40.23)	\$ 40.23	\$ 6,705.00	\$ 7,308.45	\$ (603.45)	\$ 603.45	\$ -
Underground Mains/Feeds	P/H - 2 Hr. Min	50	\$ 447.00	\$ 487.23	\$ (40.23)	\$ 40.23	\$ 22,350.00	\$ 24,361.50	\$ (2,011.50)	\$ 2,011.50	\$ -
Fire Pumps and Related Equipment	P/H - 2 Hr. Min	5	\$ 447.00	\$ 487.23	\$ (40.23)	\$ 40.23	\$ 2,235.00	\$ 2,436.15	\$ (201.15)	\$ 201.15	\$ -
System Modification/Repairs - Tenant Improvement (TI)	P/H - 2 Hr. Min	200	\$ 447.00	\$ 487.23	\$ (40.23)	\$ 40.23	\$ 89,400.00	\$ 97,446.00	\$ (8,046.00)	\$ 8,046.00	\$ -
Battery System Installation	P/H - 2 Hr. Min	5	\$ 447.00	\$ 487.23	\$ (40.23)	\$ 40.23	\$ 2,235.00	\$ 2,436.15	\$ (201.15)	\$ 201.15	\$ -
Combustible and Flammable Liquids System Installation (C/L) - Class II or III Liquids	P/H - 2 Hr. Min	8	\$ 447.00	\$ 487.23	\$ (40.23)	\$ 40.23	\$ 3,576.00	\$ 3,897.84	\$ (321.84)	\$ 321.84	\$ -
Industrial Ovens	P/H - 2 Hr. Min	3	\$ 447.00	\$ 487.23	\$ (40.23)	\$ 40.23	\$ 1,341.00	\$ 1,461.69	\$ (120.69)	\$ 120.69	\$ -
Spraying or Dipping Booth, Tank or Room	P/H - 2 Hr. Min	5	\$ 447.00	\$ 487.23	\$ (40.23)	\$ 40.23	\$ 2,235.00	\$ 2,436.15	\$ (201.15)	\$ 201.15	\$ -
Standpipe System	P/H - 2 Hr. Min	15	\$ 447.00	\$ 487.23	\$ (40.23)	\$ 40.23	\$ 6,705.00	\$ 7,308.45	\$ (603.45)	\$ 603.45	\$ -
Tents, Canopies, and/or Temporary Membrane Structures	P/HR - 1 HR Min	100	\$ 447.00	\$ 487.23	\$ (40.23)	\$ 40.23	\$ 44,700.00	\$ 48,723.00	\$ (4,023.00)	\$ 4,023.00	\$ -
Evacuation Fire Safety Plan	P/HR - 1 HR Min	10	\$ 447.00	\$ 487.23	\$ (40.23)	\$ 40.23	\$ 4,470.00	\$ 4,872.30	\$ (402.30)	\$ 402.30	\$ -
Evacuation Map/Plan	P/HR - 1 HR Min	20	\$ 447.00	\$ 487.23	\$ (40.23)	\$ 40.23	\$ 8,940.00	\$ 9,744.60	\$ (804.60)	\$ 804.60	\$ -
Zoning Requests	P/HR - 1 HR Min	50	\$ 447.00	\$ 487.23	\$ (40.23)	\$ 40.23	\$ 22,350.00	\$ 24,361.50	\$ (2,011.50)	\$ 2,011.50	\$ -
Tentative Parcel Map	P/HR - 1 HR Min	20	\$ 447.00	\$ 487.23	\$ (40.23)	\$ 40.23	\$ 8,940.00	\$ 9,744.60	\$ (804.60)	\$ 804.60	\$ -
Site Utility Review	P/HR - 1 HR Min	50	\$ 447.00	\$ 487.23	\$ (40.23)	\$ 40.23	\$ 22,350.00	\$ 24,361.50	\$ (2,011.50)	\$ 2,011.50	\$ -
EBMUD Meter Approval	P/HR - 1 HR Min	5	\$ 447.00	\$ 487.23	\$ (40.23)	\$ 40.23	\$ 2,235.00	\$ 2,436.15	\$ (201.15)	\$ 201.15	\$ -
As-Builts	P/HR - 1 HR Min	50	\$ 447.00	\$ 487.23	\$ (40.23)	\$ 40.23	\$ 22,350.00	\$ 24,361.50	\$ (2,011.50)	\$ 2,011.50	\$ -
Resubmittals	P/HR - 1 HR Min	50	\$ 447.00	\$ 487.23	\$ (40.23)	\$ 40.23	\$ 22,350.00	\$ 24,361.50	\$ (2,011.50)	\$ 2,011.50	\$ -
Consultation Requested For Preliminary Review Of Improv & Const Projects 1hr min	P/HR - 1/2 HR Min	150	\$ 447.00	\$ 487.23	\$ (40.23)	\$ 40.23	\$ 67,050.00	\$ 73,084.50	\$ (6,034.50)	\$ 6,034.50	\$ -
Processing Request For Alternate Materials Or Method Of Construction (AMMR) - Grade I	Per Item Request;	2,500	\$ 447.00	\$ 487.23	\$ (40.23)	\$ 40.23	\$ 1,117,500.00	\$ 1,218,075.00	\$ (100,575.00)	\$ 100,575.00	\$ -
Processing Request For Alternate Materials Or Method Of Construction (AMMR) - Grade II	Per Item Request;	500	\$ 447.00	\$ 487.23	\$ (40.23)	\$ 40.23	\$ 223,500.00	\$ 243,615.00	\$ (20,115.00)	\$ 20,115.00	\$ -
Inspection Conducted by FPB Fire Code Inspector	P/H - 1 HR MIN	25	\$ 447.00	\$ 487.23	\$ (40.23)	\$ 40.23	\$ 11,175.00	\$ 12,180.75	\$ (1,005.75)	\$ 1,005.75	\$ -
Re-inspection Conducted by FPB Fire Code Inspector	P/H - 1 HR MIN	2,500	\$ 339.00	\$ 369.51	\$ (30.51)	\$ 30.51	\$ 847,500.00	\$ 923,775.00	\$ (76,275.00)	\$ 76,275.00	\$ -
After Hours Inspections Conducted by FPB Fire Code Inspector	P/H - 2.5 MIN	1500	\$ 339.00	\$ 369.51	\$ (30.51)	\$ 30.51	\$ 508,500.00	\$ 554,265.00	\$ (45,765.00)	\$ 45,765.00	\$ -
Complaint Inspection	P/H - 1 HR MIN	350	\$ 508.00	\$ 553.72	\$ (45.72)	\$ 45.72	\$ 177,800.00	\$ 193,802.00	\$ (16,002.00)	\$ 16,002.00	\$ -
Cancelled Inspection - Equal to or less than 24 hrs Notice	Penalty Fee - 1 HR	100	\$ 339.00	\$ 369.51	\$ (30.51)	\$ 30.51	\$ 33,900.00	\$ 36,951.00	\$ (3,051.00)	\$ 3,051.00	\$ -
Investigation of Work	P/H - 1 HR MIN	5	\$ 339.00	\$ 369.51	\$ (30.51)	\$ 30.51	\$ 1,695.00	\$ 1,847.55	\$ (152.55)	\$ 152.55	\$ -
Compliance Plan Inspection	P/H - 1 HR MIN	5	\$ 339.00	\$ 369.51	\$ (30.51)	\$ 30.51	\$ 1,695.00	\$ 1,847.55	\$ (152.55)	\$ 152.55	\$ -
New/Modified Adult Residential Facilities - Proposed 25 or less persons	P/H - 1/2 Hr Min	6	\$ 339.00	\$ 369.51	\$ (30.51)	\$ 30.51	\$ 2,034.00	\$ 2,217.06	\$ (183.06)	\$ 183.06	\$ -
New/Modified Adult Residential Facilities - Proposed 26 or more persons	P/H - 1/2 Hr Min	6	\$ 339.00	\$ 369.51	\$ (30.51)	\$ 30.51	\$ 2,034.00	\$ 2,217.06	\$ (183.06)	\$ 183.06	\$ -
New/Modified Adult Residential Facilities - State Final Fire Clearance Request	P/H - 1 HR MIN	6	\$ 339.00	\$ 369.51	\$ (30.51)	\$ 30.51	\$ 2,034.00	\$ 2,217.06	\$ (183.06)	\$ 183.06	\$ -
New/Modified Congregate Living Health Facilities - Proposed 25 or less persons	P/H - 1/2 Hr Min	6	\$ 339.00	\$ 369.51	\$ (30.51)	\$ 30.51	\$ 2,034.00	\$ 2,217.06	\$ (183.06)	\$ 183.06	\$ -
New/Modified Congregate Living Health Facilities - Proposed 26 or more persons	P/H - 1/2 Hr Min	6	\$ 339.00	\$ 369.51	\$ (30.51)	\$ 30.51	\$ 2,034.00	\$ 2,217.06	\$ (183.06)	\$ 183.06	\$ -
New/Modified Congregate Living Health Facilities - State Final Fire Clearance Request	P/H - 1 HR MIN	6	\$ 339.00	\$ 369.51	\$ (30.51)	\$ 30.51	\$ 2,034.00	\$ 2,217.06	\$ (183.06)	\$ 183.06	\$ -
New/Modified Foster Family Homes - Proposed 25 or less persons	P/H - 1/2 Hr Min	6	\$ 339.00	\$ 369.51	\$ (30.51)	\$ 30.51	\$ 2,034.00	\$ 2,217.06	\$ (183.06)	\$ 183.06	\$ -
New/Modified Foster Family Homes - Proposed 26 or more persons	P/H - 1/2 Hr Min	6	\$ 339.00	\$ 369.51	\$ (30.51)	\$ 30.51	\$ 2,034.00	\$ 2,217.06	\$ (183.06)	\$ 183.06	\$ -
New/Modified Foster Family Homes - State Final Fire Clearance Request	P/H - 1 HR MIN	6	\$ 339.00	\$ 369.51	\$ (30.51)	\$ 30.51	\$ 2,034.00	\$ 2,217.06	\$ (183.06)	\$ 183.06	\$ -
New/Modified Group Homes - Proposed 25 or less persons	P/H - 1/2 Hr Min	6	\$ 339.00	\$ 369.51	\$ (30.51)	\$ 30.51	\$ 2,034.00	\$ 2,217.06	\$ (183.06)	\$ 183.06	\$ -
New/Modified Group Homes - Proposed 26 or more persons	P/H - 1/2 Hr Min	6	\$ 339.00	\$ 369.51	\$ (30.51)	\$ 30.51	\$ 2,034.00	\$ 2,217.06	\$ (183.06)	\$ 183.06	\$ -
New/Modified Group Homes - State Final Fire Clearance Request	P/H - 1 HR MIN	6	\$ 339.00	\$ 369.51	\$ (30.51)	\$ 30.51	\$ 2,034.00	\$ 2,217.06	\$ (183.06)	\$ 183.06	\$ -
New/Modified Intermediate Care for Developmentally Disabled Habilitative - Proposed 25 or less	P/H - 1/2 Hr Min	6	\$ 339.00	\$ 369.51	\$ (30.51)	\$ 30.51	\$ 2,034.00	\$ 2,217.06	\$ (183.06)	\$ 183.06	\$ -
New/Modified Intermediate Care for Developmentally Disabled Habilitative - Proposed 26 or more	P/H - 1/2 Hr Min	6	\$ 339.00	\$ 369.51	\$ (30.51)	\$ 30.51	\$ 2,034.00	\$ 2,217.06	\$ (183.06)	\$ 183.06	\$ -

New/Modified Intermediate Care for Developmentally Disabled Habilitative- State Final Fire	P/H - 1 HR MIN	6	\$ 339.00	\$ 369.51	\$ (30.51)	\$ 30.51	\$ 2,034.00	\$ 2,217.06	\$ (183.06)	\$ 183.06	\$ -
New/Modified Intermediate Care for Developmentally Disabled Nursing - Proposed 25 or less	P/H - 1/2 Hr Min	6	\$ 339.00	\$ 369.51	\$ (30.51)	\$ 30.51	\$ 2,034.00	\$ 2,217.06	\$ (183.06)	\$ 183.06	\$ -
New/Modified Intermediate Care for Developmentally Disabled Nursing - Proposed 26 or more	P/H - 1/2 Hr Min	6	\$ 339.00	\$ 369.51	\$ (30.51)	\$ 30.51	\$ 2,034.00	\$ 2,217.06	\$ (183.06)	\$ 183.06	\$ -
New/Modified Intermediate Care for Developmentally Disabled Nursing- State Final Fire Clearance	P/H - 1 HR MIN	6	\$ 339.00	\$ 369.51	\$ (30.51)	\$ 30.51	\$ 2,034.00	\$ 2,217.06	\$ (183.06)	\$ 183.06	\$ -
New/Modified Nurseries - Proposed 25 or less persons	P/H - 1/2 Hr Min	6	\$ 339.00	\$ 369.51	\$ (30.51)	\$ 30.51	\$ 2,034.00	\$ 2,217.06	\$ (183.06)	\$ 183.06	\$ -
New/Modified Nurseries - Proposed 26 or more persons	P/H - 1/2 Hr Min	6	\$ 339.00	\$ 369.51	\$ (30.51)	\$ 30.51	\$ 2,034.00	\$ 2,217.06	\$ (183.06)	\$ 183.06	\$ -
New/Modified Nurseries- State Final Fire Clearance Request	P/H - 1 HR MIN	6	\$ 339.00	\$ 369.51	\$ (30.51)	\$ 30.51	\$ 2,034.00	\$ 2,217.06	\$ (183.06)	\$ 183.06	\$ -
New/Modified Residential Care for Elderly (RCFE) - Proposed 25 or less persons	P/H - 1/2 Hr Min	6	\$ 339.00	\$ 369.51	\$ (30.51)	\$ 30.51	\$ 2,034.00	\$ 2,217.06	\$ (183.06)	\$ 183.06	\$ -
New/Modified Residential Care for Elderly (RCFE) - Proposed 26 or more persons	P/H - 1/2 Hr Min	6	\$ 339.00	\$ 369.51	\$ (30.51)	\$ 30.51	\$ 2,034.00	\$ 2,217.06	\$ (183.06)	\$ 183.06	\$ -
New/Modified Residential Care for Elderly (RCFE)- State Final Fire Clearance Request	P/H - 1 HR MIN	6	\$ 339.00	\$ 369.51	\$ (30.51)	\$ 30.51	\$ 2,034.00	\$ 2,217.06	\$ (183.06)	\$ 183.06	\$ -
New/Modified Chronically III - Proposed 25 or less persons	P/H - 1/2 Hr Min	6	\$ 339.00	\$ 369.51	\$ (30.51)	\$ 30.51	\$ 2,034.00	\$ 2,217.06	\$ (183.06)	\$ 183.06	\$ -
New/Modified Chronically III- Proposed 26 or more persons	P/H - 1/2 Hr Min	6	\$ 339.00	\$ 369.51	\$ (30.51)	\$ 30.51	\$ 2,034.00	\$ 2,217.06	\$ (183.06)	\$ 183.06	\$ -
New/Modified Chronically III- State Final Fire Clearance Request	P/H - 1 HR MIN	6	\$ 339.00	\$ 369.51	\$ (30.51)	\$ 30.51	\$ 2,034.00	\$ 2,217.06	\$ (183.06)	\$ 183.06	\$ -
New/Modified Halfway Houses - Proposed 25 or less persons	P/H - 1/2 Hr Min	6	\$ 339.00	\$ 369.51	\$ (30.51)	\$ 30.51	\$ 2,034.00	\$ 2,217.06	\$ (183.06)	\$ 183.06	\$ -
New/Modified Halfway Houses - Proposed 26 or more persons	P/H - 1/2 Hr Min	6	\$ 339.00	\$ 369.51	\$ (30.51)	\$ 30.51	\$ 2,034.00	\$ 2,217.06	\$ (183.06)	\$ 183.06	\$ -
New/Modified Halfway Houses - State Final Fire Clearance Request	P/H - 1 HR MIN	6	\$ 339.00	\$ 369.51	\$ (30.51)	\$ 30.51	\$ 2,034.00	\$ 2,217.06	\$ (183.06)	\$ 183.06	\$ -
New/Modified Community Correctional Centers - Proposed 25 or less persons	P/H - 1/2 Hr Min	6	\$ 339.00	\$ 369.51	\$ (30.51)	\$ 30.51	\$ 2,034.00	\$ 2,217.06	\$ (183.06)	\$ 183.06	\$ -
New/Modified Community Correctional Centers - Proposed 26 or more persons	P/H - 1/2 Hr Min	6	\$ 339.00	\$ 369.51	\$ (30.51)	\$ 30.51	\$ 2,034.00	\$ 2,217.06	\$ (183.06)	\$ 183.06	\$ -
New/Modified Community Correctional Centers - State Final Fire Clearance Request	P/H - 1 HR MIN	6	\$ 339.00	\$ 369.51	\$ (30.51)	\$ 30.51	\$ 2,034.00	\$ 2,217.06	\$ (183.06)	\$ 183.06	\$ -
New/Modified Community Correction Reentry Centers - Proposed 25 or less persons	P/H - 1/2 Hr Min	6	\$ 339.00	\$ 369.51	\$ (30.51)	\$ 30.51	\$ 2,034.00	\$ 2,217.06	\$ (183.06)	\$ 183.06	\$ -
New/Modified Community Correction Reentry Centers - Proposed 26 or more persons	P/H - 1/2 Hr Min	6	\$ 339.00	\$ 369.51	\$ (30.51)	\$ 30.51	\$ 2,034.00	\$ 2,217.06	\$ (183.06)	\$ 183.06	\$ -
New/Modified Community Correction Reentry Centers - State Final Fire Clearance Request	P/H - 1 HR MIN	6	\$ 339.00	\$ 369.51	\$ (30.51)	\$ 30.51	\$ 2,034.00	\$ 2,217.06	\$ (183.06)	\$ 183.06	\$ -
New/Modified Community Treatment Programs - Proposed 25 or less persons	P/H - 1/2 Hr Min	6	\$ 339.00	\$ 369.51	\$ (30.51)	\$ 30.51	\$ 2,034.00	\$ 2,217.06	\$ (183.06)	\$ 183.06	\$ -
New/Modified Community Treatment Programs - Proposed 26 or more persons	P/H - 1/2 Hr Min	6	\$ 339.00	\$ 369.51	\$ (30.51)	\$ 30.51	\$ 2,034.00	\$ 2,217.06	\$ (183.06)	\$ 183.06	\$ -
New/Modified Community Treatment Programs - State Final Fire Clearance Request	P/H - 1 HR MIN	6	\$ 339.00	\$ 369.51	\$ (30.51)	\$ 30.51	\$ 2,034.00	\$ 2,217.06	\$ (183.06)	\$ 183.06	\$ -
New/Modified Work Furlough Programs - Proposed 25 or less persons	P/H - 1/2 Hr Min	6	\$ 339.00	\$ 369.51	\$ (30.51)	\$ 30.51	\$ 2,034.00	\$ 2,217.06	\$ (183.06)	\$ 183.06	\$ -
New/Modified Work Furlough Programs - Proposed 26 or more persons	P/H - 1/2 Hr Min	6	\$ 339.00	\$ 369.51	\$ (30.51)	\$ 30.51	\$ 2,034.00	\$ 2,217.06	\$ (183.06)	\$ 183.06	\$ -
New/Modified Work Furlough Programs - State Final Fire Clearance Request	P/H - 1 HR MIN	6	\$ 339.00	\$ 369.51	\$ (30.51)	\$ 30.51	\$ 2,034.00	\$ 2,217.06	\$ (183.06)	\$ 183.06	\$ -
New/Modified Alcoholism or Drug Abuse Recover/Treatment - Proposed 25 or less persons	P/H - 1/2 Hr Min	6	\$ 339.00	\$ 369.51	\$ (30.51)	\$ 30.51	\$ 2,034.00	\$ 2,217.06	\$ (183.06)	\$ 183.06	\$ -
New/Modified Alcoholism or Drug Abuse Recover/Treatment - Proposed 26 or more persons	P/H - 1/2 Hr Min	6	\$ 339.00	\$ 369.51	\$ (30.51)	\$ 30.51	\$ 2,034.00	\$ 2,217.06	\$ (183.06)	\$ 183.06	\$ -
New/Modified Alcoholism or Drug Abuse Recover/Treatment - State Final Fire Clearance Request	P/H - 1 HR MIN	6	\$ 339.00	\$ 369.51	\$ (30.51)	\$ 30.51	\$ 2,034.00	\$ 2,217.06	\$ (183.06)	\$ 183.06	\$ -
Hospitals	P/H - 1 Hr Min	6	\$ 339.00	\$ 369.51	\$ (30.51)	\$ 30.51	\$ 2,034.00	\$ 2,217.06	\$ (183.06)	\$ 183.06	\$ -
Nursing Homes	P/H - 1 Hr Min	20	\$ 339.00	\$ 369.51	\$ (30.51)	\$ 30.51	\$ 6,780.00	\$ 7,390.20	\$ (610.20)	\$ 610.20	\$ -
Mental Hospitals	P/H - 1 Hr Min	2	\$ 339.00	\$ 369.51	\$ (30.51)	\$ 30.51	\$ 678.00	\$ 739.02	\$ (61.02)	\$ 61.02	\$ -
Detoxification Facilities	P/H - 1 Hr Min	10	\$ 339.00	\$ 369.51	\$ (30.51)	\$ 30.51	\$ 3,390.00	\$ 3,695.10	\$ (305.10)	\$ 305.10	\$ -
Jail	P/H - 1 Hr Min	4	\$ 339.00	\$ 369.51	\$ (30.51)	\$ 30.51	\$ 1,356.00	\$ 1,478.04	\$ (122.04)	\$ 122.04	\$ -
Prison	P/H - 1 Hr Min	1	\$ 339.00	\$ 369.51	\$ (30.51)	\$ 30.51	\$ 339.00	\$ 369.51	\$ (30.51)	\$ 30.51	\$ -
Reformatories	P/H - 1 Hr Min	6	\$ 339.00	\$ 369.51	\$ (30.51)	\$ 30.51	\$ 2,034.00	\$ 2,217.06	\$ (183.06)	\$ 183.06	\$ -
Detention Center	P/H - 1 Hr Min	10	\$ 339.00	\$ 369.51	\$ (30.51)	\$ 30.51	\$ 3,390.00	\$ 3,695.10	\$ (305.10)	\$ 305.10	\$ -
Correctional Centers	P/H - 1 Hr Min	2	\$ 339.00	\$ 369.51	\$ (30.51)	\$ 30.51	\$ 678.00	\$ 739.02	\$ (61.02)	\$ 61.02	\$ -
Juvenile Hall	P/H - 1 Hr Min	1	\$ 339.00	\$ 369.51	\$ (30.51)	\$ 30.51	\$ 339.00	\$ 369.51	\$ (30.51)	\$ 30.51	\$ -
New/Modified Adult Day Care - Proposed 25 or less persons	P/H - 1/2 Hr Min	6	\$ 339.00	\$ 369.51	\$ (30.51)	\$ 30.51	\$ 2,034.00	\$ 2,217.06	\$ (183.06)	\$ 183.06	\$ -
New/Modified Adult Day Care - Proposed 26 or more persons	P/H - 1/2 Hr Min	6	\$ 339.00	\$ 369.51	\$ (30.51)	\$ 30.51	\$ 2,034.00	\$ 2,217.06	\$ (183.06)	\$ 183.06	\$ -
New/Modified Adult Day Care - State Final Fire Clearance Request	P/H - 1 HR MIN	6	\$ 339.00	\$ 369.51	\$ (30.51)	\$ 30.51	\$ 2,034.00	\$ 2,217.06	\$ (183.06)	\$ 183.06	\$ -
New/Modified Adult Day Care Support - Proposed 25 or less persons	P/H - 1/2 Hr Min	6	\$ 339.00	\$ 369.51	\$ (30.51)	\$ 30.51	\$ 2,034.00	\$ 2,217.06	\$ (183.06)	\$ 183.06	\$ -
New/Modified Adult Day Care Support - Proposed 26 or more persons	P/H - 1/2 Hr Min	6	\$ 339.00	\$ 369.51	\$ (30.51)	\$ 30.51	\$ 2,034.00	\$ 2,217.06	\$ (183.06)	\$ 183.06	\$ -
New/Modified Adult Day Care Support - State Final Fire Clearance Request	P/H - 1 HR MIN	6	\$ 339.00	\$ 369.51	\$ (30.51)	\$ 30.51	\$ 2,034.00	\$ 2,217.06	\$ (183.06)	\$ 183.06	\$ -
New/Modified Family Day-care Homes - Proposed 25 or less persons	P/H - 1/2 Hr Min	6	\$ 339.00	\$ 369.51	\$ (30.51)	\$ 30.51	\$ 2,034.00	\$ 2,217.06	\$ (183.06)	\$ 183.06	\$ -
New/Modified Family Day-care Homes - Proposed 26 or more persons	P/H - 1/2 Hr Min	6	\$ 339.00	\$ 369.51	\$ (30.51)	\$ 30.51	\$ 2,034.00	\$ 2,217.06	\$ (183.06)	\$ 183.06	\$ -
New/Modified Family Day-care Homes - State Final Fire Clearance Request	P/H - 1 HR MIN	6	\$ 339.00	\$ 369.51	\$ (30.51)	\$ 30.51	\$ 2,034.00	\$ 2,217.06	\$ (183.06)	\$ 183.06	\$ -
New/Modified Day Care Center For Mildly III Children - Proposed 25 or less persons	P/H - 1/2 Hr Min	6	\$ 339.00	\$ 369.51	\$ (30.51)	\$ 30.51	\$ 2,034.00	\$ 2,217.06	\$ (183.06)	\$ 183.06	\$ -
New/Modified Day Care Center For Mildly III Children - Proposed 26 or more persons	P/H - 1/2 Hr Min	6	\$ 339.00	\$ 369.51	\$ (30.51)	\$ 30.51	\$ 2,034.00	\$ 2,217.06	\$ (183.06)	\$ 183.06	\$ -
New/Modified Day Care Center For Mildly III Children - State Final Fire Clearance Request	P/H - 1 HR MIN	6	\$ 339.00	\$ 369.51	\$ (30.51)	\$ 30.51	\$ 2,034.00	\$ 2,217.06	\$ (183.06)	\$ 183.06	\$ -
New/Modified Infant Care Center - Proposed 25 or less persons	P/H - 1/2 Hr Min	6	\$ 339.00	\$ 369.51	\$ (30.51)	\$ 30.51	\$ 2,034.00	\$ 2,217.06	\$ (183.06)	\$ 183.06	\$ -
New/Modified Infant Care Centers - Proposed 26 or more persons	P/H - 1/2 Hr Min	6	\$ 339.00	\$ 369.51	\$ (30.51)	\$ 30.51	\$ 2,034.00	\$ 2,217.06	\$ (183.06)	\$ 183.06	\$ -
New/Modified Infant Care Centers - State Final Fire Clearance Request	P/H - 1 HR MIN	6	\$ 339.00	\$ 369.51	\$ (30.51)	\$ 30.51	\$ 2,034.00	\$ 2,217.06	\$ (183.06)	\$ 183.06	\$ -
New/Modified School Aged Child Day Care - Proposed 25 or less persons	P/H - 1/2 Hr Min	6	\$ 339.00	\$ 369.51	\$ (30.51)	\$ 30.51	\$ 2,034.00	\$ 2,217.06	\$ (183.06)	\$ 183.06	\$ -
New/Modified School Aged Child Day Care - Proposed 26 or more persons	P/H - 1/2 Hr Min	6	\$ 339.00	\$ 369.51	\$ (30.51)	\$ 30.51	\$ 2,034.00	\$ 2,217.06	\$ (183.06)	\$ 183.06	\$ -
New/Modified School Aged Child Day Care - State Final Fire Clearance Request	P/H - 1 HR MIN	6	\$ 339.00	\$ 369.51	\$ (30.51)	\$ 30.51	\$ 2,034.00	\$ 2,217.06	\$ (183.06)	\$ 183.06	\$ -
All Other State/County Fire Clearance Requests	P/H - 1 Hr Min	6	\$ 339.00	\$ 369.51	\$ (30.51)	\$ 30.51	\$ 2,034.00	\$ 2,217.06	\$ (183.06)	\$ 183.06	\$ -
Existing Residential Care for the Elderly (RCFE) - 6 or fewer persons	P/H - 1 Hr Min	6	\$ 339.00	\$ 369.51	\$ (30.51)	\$ 30.51	\$ 2,034.00	\$ 2,217.06	\$ (183.06)	\$ 183.06	\$ -
Existing Residential Care for the Elderly (RCFE) - 7 or more persons	P/H - 1 Hr Min	6	\$ 339.00	\$ 369.51	\$ (30.51)	\$ 30.51	\$ 2,034.00	\$ 2,217.06	\$ (183.06)	\$ 183.06	\$ -
All others (Classifications as Identified above in 1-1) - Annual Inspection	P/H - 1 Hr Min	50	\$ 339.00	\$ 369.51	\$ (30.51)	\$ 30.51	\$ 16,950.00	\$ 18,475.50	\$ (1,525.50)	\$ 1,525.50	\$ -
All others (Classifications as Identified above) Re-Inspection	P/H - 1 Hr Min	25	\$ 339.00	\$ 369.51	\$ (30.51)	\$ 30.51	\$ 8,475.00	\$ 9,237.75	\$ (762.75)	\$ 762.75	\$ -
Hazardous Materials Inspection	P/H - 1 Hr Min	20	\$ 350.00	\$ 381.50	\$ (31.50)	\$ 31.50	\$ 7,000.00	\$ 7,630.00	\$ (630.00)	\$ 630.00	\$ -
After Hours Hazardous Materials Inspection	P/H - 2.50 Hr Min	10	\$ 525.00	\$ 572.25	\$ (47.25)	\$ 47.25	\$ 5,250.00	\$ 5,722.50	\$ (472.50)	\$ 472.50	\$ -
Soils, Leaks and Contaminated Sites Oversight (Hourly Fee)	P/H - 1 Hr Min	3	\$ 350.00	\$ 381.50	\$ (31.50)	\$ 31.50	\$ 1,050.00	\$ 1,144.50	\$ (94.50)	\$ 94.50	\$ -
Tank/Pipelines Permits - Inspection (Installation, Modification, and/or Removal)	P/H - 1 Hr Min	10	\$ 350.00	\$ 381.50	\$ (31.50)	\$ 31.50	\$ 3,500.00	\$ 3,815.00	\$ (315.00)	\$ 315.00	\$ -
Hazardous Materials Plan Review	P/H - 1 Hr Min	10	\$ 447.00	\$ 487.23	\$ (40.23)	\$ 40.23	\$ 4,470.00	\$ 4,872.30	\$ (402.30)	\$ 402.30	\$ -
Expedited Hazardous Materials Plan Review	P/H - 1 Hr Min	10	\$ 715.00	\$ 779.39	\$ (64.39)	\$ 64.39	\$ 7,150.00	\$ 7,793.90	\$ (643.90)	\$ 643.90	\$ -
Fire Hazard Area Clearance (Abatement) - Admin Fee	Property	20	\$ 1,112.00	\$ 1,212.08	\$ (100.08)	\$ 100.08	\$ 22,240.00	\$ 24,241.60	\$ (2,001.60)	\$ 2,001.60	\$ -
							\$ 5,787,237.40	\$ 6,252,716.36	\$ (465,478.96)	\$ 465,478.96	\$ -

Office of the City Attorney

NARRATIVE

FY 2018-19 MASTER FEE SCHEDULE

A-10 CITY ATTORNEY



INTER OFFICE MEMORANDUM

TO: Sabrina B. Landreth
City Administrator

FROM: Barbara J. Parker
City Attorney

SUBJECT: City Attorney Master Fee Schedule
FY 18-19

DATE: April 2, 2018

The Oakland City Attorney's Office is not revenue generating; however, the hourly rates in the Master Fee Schedule are used when preparing court documents to recover money from opposing parties such as sanctions, settlements, statutorily mandated attorney's fees, etc.

The Master Fee Schedule hourly rates are for billable staff only (Attorneys, Paralegals, and the Claims Investigator). The billing rate for the staff is calculated using the position's hourly rate (at step 5 or top or range), adding the annual fringe benefits rate, Office overhead rate, and the Post-employment (OPEB) rate. Our Office Overhead rate includes the cost of non-billing staff (management, administrative and legal secretarial staff) and operating costs (utilities, supplies, cost of the City's financial services).

The proposed FY 18-19 (Attachment 1) fees were calculated by using the current fees and adding the 5% Cost of Living Adjustment (COLA) over two years, authorized by the City Council. Our Office is not requesting any additional fee revisions at this time.

Barbara J. Parker

OFFICE OF THE CITY ATTORNEY
City Attorney

For questions please contact Mark Forte, Administrative Analyst at (510) 238-2960.

Attachments (1)

- 1) Office of the City Attorney FY 2018-19 MFS Ordinance Update

Office of the City Clerk

NARRATIVE

FY 2018-19 MASTER FEE SCHEDULE

A-11 CITY CLERK



INTER OFFICE MEMORANDUM

TO: Sabrina B. Landreth
City Administrator

FROM: LaTonda Simmons
City Clerk

SUBJECT: Master Fee Schedule Amendments

DATE: March 20, 2018

RECOMMENDATION

The Office of the City Clerk recommends that the City Council adopt the following proposed amendments to the Master Fee Schedule.

Oakland Municipal Code (OMC) establishes fees for specific elections services. The fees were established to provide cost recovery for services according to processes established prior to 1994. The current fees are irrelevant and essentially provide no cost coverage for the specified mandated services. Additionally, the Office of the City Clerk is restoring passport processing and passport photograph services; and deleting obsolete fees.

A. Candidate Fee

The City of Oakland incorporated a \$300.00 candidate fee into OMC section 3.08.060 by ordinance number 11682 C.M.S. adopted January 25, 1994. The candidate fee is the candidate's pro rata share of costs for translating, typesetting, printing, handling, and distribution of the candidate statement to voters as prescribed by elections code section 13307(d)¹. The City of Oakland's current candidate fee was established prior to incorporation into the OMC in 1994.

Actual costs for candidate statements per candidate for the 2016 election, provided by the Alameda County Registrar of Voters, based on the voter registration were:

District 1 – \$4,020	District 7 – \$2,921
District 3 – \$3,849	At-Large – \$20,347
District 5 – \$2,900	City Attorney – \$20,347

¹ Elections code section 13307(d), The local agency may estimate the total cost of printing, handling, translating, mailing, and electronically distributing candidate's statements filed pursuant to this section, including costs incurred as a result of complying with the federal Voting Rights Act of 1965, as amended. The local agency may require each candidate filing a statement to pay in advance to the local agency his or her estimated pro rata share as a condition of having his or her statement included in the county voter information guide or electronically distributed. In the event the estimated payment is required, the receipt for the payment shall include a written notice that the estimate is just an approximation of the actual cost that varies from one election to another election and may be significantly more or less than the estimate, depending on the actual number of candidates filing statements. Accordingly, the local agency is not bound by the estimate and may, on a pro rata basis, bill the candidate for additional actual expense or refund any excess paid depending on the final actual cost. In the event of underpayment, the local agency may require the candidate to pay the balance of the cost incurred. In the event of overpayment, the local agency that, or the elections official who, collected the estimated cost shall prorate the excess amount among the candidates and refund the excess amount paid within 30 days of the election.

The current \$300.00 fee provided recovery of approximately 1.5% of the cost for citywide offices and approximately at the average of 10% for district offices. The Office of the City Clerk proposes establishing the base fee of \$1,000.00 which may be subject to adjustment in accordance with the elections code and based on the actual fee as provided by the Alameda County Registrar of Voters Office.

This fee needs to be increased to begin recovery of the current imbalance of increasing costs the City of Oakland's Office of the City Clerk has incurred to perform specific elections requirements. As an effort to narrow this imbalance, the Office recommends that City Council increase this fee incrementally with each passage on the biennial city operational (policy) budget in an effort to achieve full cost recovery "incrementally" on the recommendation of the Office of the City Clerk.

B. Increase of Passport Execution Fee

In accordance with section 51.22 of the Code of Federal Regulations, the U. S. Department of State authorizes municipal organizations to serve as passport acceptance agents.

The City Council authorized restoration of this public benefit service in the 2017 - 2019 full budget cycle. This activity is support by existing staff of 4 Full Time Employees (FTE) to manage the service demands and minimize impact to FTE primary job duties. After training and authorization by the Department of State, the Office of the City Clerk began accepting passport applications at the designated fee of \$25 per application October 2017.

The Office of the City Clerk was notified by the Department of State of an increase to the execution fee² effective April 2, 2018. Accordingly, the Office of the City Clerk requests to adjust the Master Fee schedule to provide for adjustment to the execution fee which effective April 2, 2018 increased to \$35.00 by the Department of State. The Department of State has sole authority to establish the fee. Adjustments to the fee by the Department of State supersede City's authority. The Department of State allows the execution fee to be retained by the processing agency to defray a portion of staff cost.

References:

- A – Oakland Municipal Code Section 3.08.060 – Filing Fee
- B – Elections Code Section 13307 – Candidate Fee/Filing Fee
- C – CFR 51.51 – Passports (Execution Fee/Passport Fee)

² § 51.51 Passport fees. The Department collects the following passport fees in the amounts prescribed in the Schedule of Fees for Consular Services (22 CFR 22.1): (a) An application fee, which must be paid at the time of application, except as provided in § 51.52, and is not refundable, except as provided in § 51.53. (b) An execution fee, except as provided in § 51.52, when the applicant is required to execute the application in person before a person authorized to administer oaths for passport purposes. The execution fee is collected at the time of application and is not refundable (see § 51.55). When execution services are provided by an official of a State or local government or of the United States Postal Service (USPS), the State or local government or USPS may retain the fee if authorized to do so by the Department.

Housing and Community Development

NARRATIVE

FY 2018-19 MASTER FEE SCHEDULE

A-12 HOUSING AND COMMUNITIY
DEVELOPMENT



CITY OF OAKLAND

INTER OFFICE MEMORANDUM

TO: Sabrina B. Landreth
CITY ADMINISTRATOR

FROM: Michele Byrd /s/

SUBJECT: FY 2018-19 Master Fee Schedule -- **DATE:** April 23, 2018
HCD Amendments

RECOMMENDATION

The Housing & Community Development (HCD) Department has analyzed its fees and proposes increases that are reasonable and fairly apportioned in compliance with Proposition 26 and recommend the City Council approve proposed fee revisions, which recover current costs of the City, including those associated with the implementation of recently adopted legislation and regulations.

ANALYSIS

As mentioned above, HCD reviewed its fees in order to determine at what level the fees would be full cost recovery. Personnel costs were determined by reviewing the classifications/salary (including the recently negotiated Cost of Living Adjustment (COLA) involved in each activity, plus updated hourly fringe benefit rates and current overhead rates. The average amount of time required to provide the service was estimated by staff.

For the Rent Adjustment Program, HCD additionally identified the cost implications of changes that have taken place since the last fee increase, including:

- 2016/2017 Ordinance and Regulation changes
 - Appeal Panels created
 - Petitioning flipped so that landlords petition for increases above CPI or banking
- Measure JJ approved by voters, resulting in:
 - Extended Just Cause to buildings built before Dec. 31, 1995, expanding the covered units by 10,000
 - Flipped petitions (as noted above)
 - Annual notice to tenants and owners
- Uniform Relocation Ordinance (owner move-in relocation requirement)
- Just Cause Certifications
 - Notice requirement changes
 - Certification forms needed
- Owner Move-In Certifications (duplex/triplex)
 - Certification form filings

- Hearings if owner/tenant contests occupancy
 - Tenant Move Out Ordinance will create new filings (pending second reading)
 - More enforcement needed for failure to file.

Evidence of this impact is reflected in the nearly 1,000 petitions received in 2017, a 27% increase since 2015. The number of citations received experienced a 1000% increase in past two years.

The RAP Fee increase would accomplish the following:

- Reduce the amount of time it takes to move from petition to hearing to appeal to case closure
- Improve customer service to tenants and landlords through increased phone and drop in hours, increased legal and educational support
- Ensure that enforcement is in place and fees are being collected
- Improve ability to regularly track program statistics, identify trends, and evaluate effectiveness of program to inform future policy decisions

The two sections proposed for revisions to full cost recovery during this citywide review for FY 2018-19 are Residential Lending, Housing Development, and Rent Adjustment.

FISCAL IMPACT

The volume for loan processing fees is difficult to project – as such, no revenue adjustment is proposed. These revenues are collected in various non-General Purpose funds.

The estimated fee increase of \$1,950,880 is budgeted in FY 2018-19 due to the proposed fee increase for the Rent Adjustment Program (RAP) and is budgeted in Fund 2413. The proposed fee of \$103.53 for the Rent Ordinance and Just Cause Ordinance will cover the total annual cost of \$7,095,728 and is based on annual petitions of 77,600.

FILED
OFFICE OF THE CITY CLERK
OAKLAND

City Attorney

2018 APR 26 PM 1:47

OAKLAND CITY COUNCIL

ORDINANCE No. _____ C.M.S.

AN ORDINANCE AMENDING ORDINANCE NO. 13448 C.M.S. (THE FISCAL YEAR 2017-18 MASTER FEE SCHEDULE, OR "MFS"), TO ESTABLISH, MODIFY AND DELETE FEES AND PENALTIES ASSESSED BY OFFICES, DEPARTMENTS, BUREAUS, AND AGENCIES OF THE CITY OF OAKLAND, REFERENCED HEREIN.

WHEREAS, the City of Oakland periodically amends City Council Ordinance No. 13448 and updates its Master Fee Schedule to account for the various cost increases relating to municipal programs, services and activities; and

WHEREAS, the City has experienced and anticipates continuing increases in the costs to operate and maintain municipal government citywide; and

WHEREAS, City Administrators Office, Department of Transportation, Economic & Workforce Development, Planning and Building Department, Oakland Police Department, Oakland Parks and Recreation, Oakland Public Works, Revenue Management Bureau, Oakland Fire Department, the Office of the City Attorney, the Office of the City Clerk, and Housing and Community Development ("the Departments"), undertook analysis and evaluation of the revenue requirements to fund ongoing municipal services, programs and activities and the fee structure necessary to proportionately allocate the costs of providing these government services and programs; and

WHEREAS, the Agenda Report including Attachments A-1, A-2, A-3, A-4, A-5, A-6, A-7, A-8, A-9, A-10, A-11, and A-12 (herein "the Agenda Report") dated April 2, 2017, provided by staff of the Departments in support of the amendments to this ordinance, was prepared and includes proposed fees and charges, and documentation supporting the estimated and reasonable costs for continuing to provide the various government services; and

WHEREAS, the investigations conducted by staff of the Departments reflected in the Agenda Report show that existing revenues are and will be insufficient to cover the current and projected costs of operating and maintaining identified City government activities, services and programs; and

WHEREAS, the fee modifications and additions proposed by the Departments, and the facts and analysis in support thereof are identified in the Agenda Report; and

WHEREAS, the proposed amendments to the Master Fee Schedule reflect the transfer of certain fee categories to appropriate departments managing, performing the function, and/or providing the services without modification to the fees with such functions or services certain; and

WHEREAS, the Agenda Report shows that revenues derived from the proposed fees and charges will not exceed the funds required to provide the related government activities, services and programs of the Departments; and

WHEREAS, the Agenda Report shows that the amounts of the proposed fees and charges will not exceed the proportional cost of service provided or benefit attributable to each fee payer; and

WHEREAS, the Agenda Report shows that the proposed fees and charges for a product, benefit or service are imposed for a specific government service, benefit or product provided directly to the payer that is not provided to those not charged, and does not exceed the reasonable costs to the City of providing the service, benefit or product; and

WHEREAS, at the Public Hearing held on May 15, 2018, the Council reviewed and considered the proposed fee changes; and

WHEREAS, based upon all written and oral reports and presentations to Council, including the Agenda Report and each of the Attachments thereto, the City Council finds and determines that the proposed modifications and additions to the Master Fee Schedule set forth herein are necessary to reimburse the City for the costs of performing the various municipal and regulatory functions, and that these fees do not exceed the proportional cost of the service or benefit attributable to the fee payer; now, therefore

THE COUNCIL OF THE CITY OF OAKLAND DOES ORDAIN AS FOLLOWS:

Section 1. The City Council finds and determines that the foregoing recitals are true and correct and are hereby incorporated herein as findings and determinations of the City Council.

Section 2. The Master Fee Schedule as set forth in Ordinance Number 13448 C.M.S. as amended, is hereby amended to modify and establish the fees assessed by the City Administrators Office, Department of Transportation, Economic and Workforce Development, Planning and Building Department, Oakland Police Department, Oakland Parks and Recreation Oakland Public Works, Revenue Management Bureau, Oakland Fire Department, the Office of the City Attorney, the Office of the City Clerk, and Housing and Community Development as set forth in Exhibit-A, attached hereto, incorporated into and made a part hereof.

Section 3. If any section, subsection, subdivision, sentence, clause or phrase of this Ordinance or any part thereof is for any reason held to be unconstitutional, invalid, or ineffective by any court of competent jurisdiction, such decision shall not affect the validity or effectiveness of the remainder of the Ordinance or any part thereof.

Section 4. This ordinance shall be effective immediately upon passage if it receives affirmative votes of six or more Councilmembers; otherwise, with five Councilmember votes it shall be effective upon the seventh day following adoption. All fees hereby approved shall be effective July 1, 2018.

IN COUNCIL, OAKLAND, CALIFORNIA, _____, 2018

PASSED BY THE FOLLOWING VOTE:

AYES - BROOKS, CAMPBELL WASHINGTON, GALLO, GIBSON MCELHANEY, GUILLEN, KALB, KAPLAN, PRESIDENT REID

NOES -

ABSENT -

ABSTENTION -

ATTEST: _____

LaTonda Simmons
City Clerk and Clerk of the Council
of the City of Oakland, California

ORDINANCE

AMENDING ORDINANCE 13448

FY 2018-19 MASTER FEE SCHEDULE

DEPARTMENT PROPOSALS

Exhibit A:

- A-1 CITY ADMINISTRATOR'S OFFICE
- A-2 DEPARTMENT OF TRANSPORTATION
- A-3 ECONOMIC & WORKFORCE DEVELOPMENT
- A-4 PLANNING & BUILDING
- A-5 OAKLAND POLICE
- A-6 OAKLAND PARKS & RECREATION
- A-7 OAKLAND PUBLIC WORKS
- A-8 REVENUE MANAGEMENT BUREAU
- A-9 OAKLAND FIRE DEPARTMENT
- A-10 OFFICE OF THE CITY ATTORNEY
- A-11 OFFICE OF THE CITY CLERK
- A-12 HOUSING & COMMUNITY DEVELOPMENT

ATTACHMENT B – EXHIBIT A

City Administrator's Office

FY 2018-19 MASTER FEE SCHEDULE

EXHIBIT A: A-1
City Administrator's Office



**City of Oakland
Master Fee Schedule**

Effective July 1, 2018

CITY ADMINISTRATOR

FEE DESCRIPTION	CURRENT FEE	PROPOSED FEE	%
	(FY 2017-18)	(FY 2018-19)	
	FEE UNIT	FEE UNIT	CHANGE
SPECIAL ACTIVITIES			
A. APPLICATION FILING FEE FOR A SPECIAL ACTIVITY PERMIT AS REQUIRED BY OAKLAND MUNICIPAL CODE			
1 Mechanical and Electronic Games	550.00 Permit	<u>599.50</u> Permit	9.00%
2 Theater Permit	550.00 Permit	<u>599.50</u> Permit	9.00%
3 Moving Picture Permit	550.00 Permit	<u>599.50</u> Permit	9.00%
4 Dance Hall Permit	550.00 Permit	<u>599.50</u> Permit	9.00%
5 Cabaret			
a. Permit Application Fee	600.00 Application	<u>654.00</u> Application	9.00%
b. Annual Permit Fee	830.00 Permit	<u>904.70</u> Permit	9.00%
c. Extended Hours Permit Application	1,195.00 Application	<u>1,302.55</u> Application	9.00%
d. Extended Hours Annual Permit Fee	2,900.00 Permit	<u>3,161.00</u> Permit	9.00%
e. Small Cabaret Exemption Application Fee	300.00 Registration	<u>327.00</u> Registration	9.00%
f. Small Cabaret Exemption Annual Permit Fee	275.00 Permit	<u>299.75</u> Permit	9.00%
6 Pool Room & Bowling Alley Permit	550.00 Permit	<u>599.50</u> Permit	9.00%
7 Skating Rink Permit	550.00 Permit	<u>599.50</u> Permit	9.00%
8 Riding Academy Permit	550.00 Permit	<u>599.50</u> Permit	9.00%
9 Miniature Golf Course Permit	550.00 Permit	<u>599.50</u> Permit	9.00%
10 Carnival Permit	550.00 Permit	<u>599.50</u> Permit	9.00%
11 Outdoor Amusement Center Permit	550.00 Permit	<u>599.50</u> Permit	9.00%
12 Trampoline Center Permit	550.00 Permit	<u>599.50</u> Permit	9.00%
13 Massage Establishment Permit	1721.00 Permit / Year	<u>1875.89</u> Permit	9.00%
14 Massage Therapist and Trainee Permit			
a. Original	150.00 Permit	<u>163.50</u> Permit	9.00%
b. Renewal	100.00 Permit / Year	<u>109.00</u> Permit	9.00%
c. Upgrading from Trainee to Therapist	60.00 Permit	<u>65.40</u> Permit	9.00%
d. Replacement of Badge	30.00 Permit	<u>32.70</u> Permit	9.00%
e. Change of Workplace	20.00 Permit	<u>20.00</u> Permit	0.00%
15 Pawn Broker Permit	550.00 Permit	<u>599.50</u> Permit	9.00%
a. Renewal	100.00 Permit	<u>109.00</u> Permit	9.00%
16 Second Hand Dealer, Exchange Dealer Permit	400.00 Permit	<u>436.00</u> Permit	9.00%
a. Renewal	100.00 Permit	<u>109.00</u> Permit	9.00%
17 Second Hand Jewelry Dealer	400.00 Permit	<u>436.00</u> Permit	9.00%
a. Renewal	310.00 Yearly	<u>337.90</u> Yearly	9.00%
18 Storage of Second Hand Building Materials Permit	100.00 Permit	<u>109.00</u> Permit	9.00%
19 Scrap Dealer Permit	400.00 Permit	<u>436.00</u> Permit	9.00%
20 Scrap Collector Permit	400.00 Permit	<u>436.00</u> Permit	9.00%
21 Owner's Permit to Operate a Motor Vehicle			
a. Escort Service	250.00 Permit	<u>272.50</u> Permit	9.00%
b. Limousine	250.00 Permit	<u>272.50</u> Permit	9.00%
22 Livery Stable	550.00 Permit	<u>599.50</u> Permit	9.00%
23 Flying Field, Heliport, Helistop Permit	550.00 Permit	<u>599.50</u> Permit	9.00%
24 Outdoor Sound Amplification	50.00 Permit	<u>54.50</u> Permit	9.00%
a. Filed With less than 10 Days of the Event	65.00 Permit	<u>70.85</u> Permit	9.00%
B. NOTICE OF HEARING ON THE APPLICATION FOR A SPECIAL ACTIVITY PERMIT. NOTICE TO BE PUBLISHED ONCE IN THE OFFICIAL NEWSPAPER OF THE CITY OF OAKLAND	65.00 Fee	<u>70.85</u> Fee	9.00%
C. APPEAL FILING FEE, SPECIAL ACTIVITY PERMITS	700.00 Appeal	<u>763.00</u> Appeal	9.00%
D. FEES FOR CHARITABLE SOLICITATION PERMIT			
1 Permit Filing Fee (valid for up to 90 days)	30.00 Permit	<u>32.70</u> Permit	9.00%
E. ANNUAL PERMIT TO CONDUCT BINGO GAMES FOR CHARITY			
1 Bingo Hall Permit Fee for Manager of Bingo Hall	50.00 Year	50.00 Year	0.00%
a. City Auditor Review of Independent Audit, if applicable	1,200.00 Permit	<u>1,308.00</u> Permit	9.00%
a. City Auditor Review of Independent Audit, if applicable	5,000.00 Audit	<u>5,450.00</u> Audit	9.00%
2 Bingo Game Operator Law Enforcement and Public Safety Fee			
a. Monthly Fee	1,200.00 Month	<u>1,308.00</u> Month	9.00%
b. Late Fee for Payments Received After 15th of Month	10% of fee Amount	10% of fee Amount	0.00%

F. MEDICAL CANNABIS BUSINESS DISPENSARY PERMITS

1 Application Fee				
a. <u>First application submitted</u>	2,600.00 Application	<u>2,403.56</u> Application		-7.56%
b. <u>Application fee for each additional permit for same operator at same location</u>		<u>801.19</u> Application		
2 Renewal processing fee for Dispensary	594.00 Permit/Year	<u>555.30</u> Permit/Year		-6.52%
3 Annual Dispensary Permit	11,432.00 Non-refundable	<u>12,345.10</u> Non-refundable		
3a <u>Annual Permit if Gross Sales > \$999,999</u>	11,432.00 Non-refundable annual regulatory fee	<u>10,906.56</u> Non-refundable annual regulatory fee		-4.60%
3b <u>Each additional permit for same operator at same location if Gross Sales > \$999,999</u>		<u>4,149.77</u> Non-refundable annual regulatory fee		
4a <u>Annual Permit if Gross Sales = \$500,000 - \$999,999</u>	6,030.00 Non-refundable annual regulatory fee	<u>5,684.68</u> Non-refundable annual regulatory fee		-5.73%
4b <u>Each additional permit for same operator at same location if Gross Sales = \$500,000 - \$999,999</u>		<u>2,089.98</u> Non-refundable annual regulatory fee		
5a <u>Annual Permit if Gross Sales < \$500,000</u>	3,348.00 Non-refundable annual regulatory fee	<u>3,059.91</u> Non-refundable annual regulatory fee		-8.60%
5b <u>Each additional permit for same operator at same location if Gross Sales < \$500,000</u>		<u>872.19</u> Non-refundable annual regulatory fee		
6 Application Fee - On Site Consumption	2,926.00 Application	<u>3,189.34</u> Application		9.00%
7 Permit Fee - On Site Consumption	1,694.00 Non-refundable annual regulatory fee	<u>1,944.20</u> Non-refundable annual regulatory fee		14.77%
8 <u>Renewal processing for Non-Dispensary permit</u>		<u>387.44</u> Permit/Year		

G. REHEARING FILING FEE

373.00 Application	<u>406.57</u> Application	9.00%
--------------------	---------------------------	-------

H. HEARING NOTIFICATION FEE

1,105.00 Permit	1,204.45 Permit	
-----------------	-----------------	--

NUISANCE ENFORCEMENT UNIT

A. PUBLIC NUISANCE ORDINANCE AND NUISANCE EVICTION

1 Drug Nuisance Abatement Letter - Repeat Offender	2,398.00 Letter	<u>2,613.82</u> Letter	9.00%
2 Administrative Nuisance Cases	4,114.00 Case Minimum or Actual Cost	<u>4,484.26</u> Case Minimum or Actual Cost	9.00%
3 Documentation and Investigation for Public Nuisance Abatement Cases That Go to Court	21,737.00 Case Minimum or Actual Cost	<u>23,693.33</u> Case Minimum or Actual Cost	9.00%
4 Notice to Evict by City	500.00 Notice	<u>545.00</u> Notice	9.00%
5 Administrative Costs for Civil Penalty Citation	3,500.00 Case	<u>3,815.00</u> Case	9.00%
6 Assistant to the City Administrator (Case Manager)	158.00 Hour	<u>172.22</u> Hour	9.00%
7 Administrative Assistant II	75.00 Hour	<u>81.75</u> Hour	9.00%

Department of Transportation

FY 2018-19 MASTER FEE SCHEDULE

EXHIBIT A: A-2
Department of Transportation



City of Oakland
Master Fee Schedule
Effective July 1, 2018

DEPARTMENT OF TRANSPORTATION

FEE DESCRIPTION	CURRENT FEE (FY 2017-18)	PROPOSED FEE (FY 2018-19)	% CHANGE
	FEE UNIT	FEE UNIT	
INFRASTRUCTURE & OPERATIONS			
ELECTRICAL SERVICES			
A. RELAMPING LAKE MERRITT'S NECKLACE OF LIGHTS			
1 Reimbursement of actual City costs to relamp	Actual Cost	Actual Cost	
B. RULE 20A & RULE 20B UNDERGROUNDING ENGINEERING SERVICE FEES			
1 Electrical Engineer III	180.69 Permit	<u>196.95</u> Permit	<u>9.00%</u>
2 Council Resolution & Report (Actual costs billed above deposit amount)	28,751.00 Permit	<u>31,338.59</u> Permit	<u>9.00%</u>
C. REPAIRS FOR DAMAGE TO CITY OF OAKLAND STREETLIGHT & TRAFFIC SIGNAL EQUIPMENT			
1 Labor	Actual Cost	Actual Cost	
2 Materials	Actual Cost	Actual Cost	
D. RELOCATION OR INSTALLATION OF TRAFFIC SIGNALS OR STREETLIGHTS			
1 Labor			
a. Electrical Engineer III (1 hour minimum)	180.69 Hour	<u>196.95</u> Hour	<u>9.00%</u>
b. Electrical Supervisor (1 hour minimum)	146.03 Hour	<u>159.17</u> Hour	<u>9.00%</u>
c. Electrical Line Crew (1 hour minimum)	Actual Cost	Actual Cost	
d. Electrician (1 hour minimum)	113.96 Hour	<u>124.22</u> Hour	<u>9.00%</u>
e. Electrical Leader (1 hour Minimum)	130.72 Hour	<u>142.48</u> Hour	<u>9.00%</u>
f. Electrical Helper (1 hour Minimum)	73.84 Hour	<u>80.49</u> Hour	<u>9.00%</u>
g. Electrical Manager (1 hour Minimum)	219.98	<u>239.78</u> Hour	<u>9.00%</u>
2 Materials	Actual Cost	Actual Cost	
3 PG&E Service Connection	Actual Cost	Actual cost	
E. ELECTRICAL ENGINEERING REVIEW	190.69 Permit	<u>207.85</u> Permit	<u>9.00%</u>
ELECTRICAL SERVICES - METER OPERATIONS			
A. RELOCATION OR INSTALLATION OF SINGLE-SPACE PARKING METERS OR MULTI-SPACE KIOSKS			
1 Labor			
a. Public Works Supervisor II	131.42 Hour	<u>143.25</u> Hour	<u>9.00%</u>
b. Public Works Supervisor I	113.52 Hour	<u>123.74</u> Hour	<u>9.00%</u>
c. Parking Meter Repair Worker	73.19 Hour	<u>79.78</u> Hour	<u>9.00%</u>
2 Materials	Actual Cost	Actual Cost	
B. OVERTIME SERVICE FEE FOR BILLING OUTSIDE PARTIES OR AGENCIES FOR WORK PERFORMED	1-1/2 Times Hour	1-1/2 Times Hour	
C. TRAFFIC CONTROL PLAN REVIEW (UTILITIES AND CONSTRUCTION)			
1 Hourly Staff Review	113.00 Hour	<u>123.17</u> Hour	<u>9.00%</u>
ELECTRICAL SERVICES - TRAFFIC MAINTENANCE			
A. INSTALLATION OF QUIET ZONE SIGN AS ALLOWED BY OAKLAND MUNICIPAL CODE SECTION 12.56.090			
1 Materials and labor	361.00 Per Sign	<u>393.49</u> Per Sign	<u>9.00%</u>
B. PAINTING OF CURB MARKING TO INDICATE A DRIVEWAY AS ALLOWED BY OAKLAND MUNICIPAL CODE SECTION 10.40.040			
1 Materials and labor	484.00 Marking	<u>527.56</u> Marking	<u>9.00%</u>

Effective July 1, 2018

FEE DESCRIPTION	CURRENT FEE	PROPOSED FEE	%
	(FY 2017-18)	(FY 2018-19)	CHANGE
	FEE UNIT	FEE UNIT	
C. PUBLIC MOTOR VEHICLE STAND AS ALLOWED BY OAKLAND MUNICIPAL CODE SECTION 5.30.200			
1 Installation of Sign Post			
a. Materials and labor	361.00 Sign	393.49 Per Sign	9.00%
2 Painting of Street Curb Adjacent to Public Motor Vehicle Stand			
a. Materials and labor up to 22 FT	213.00 Marking	232.17 Marking	9.00%
D. PAINTING OF CURBS TO INDICATE AND PARKING REGULATIONS INCLUDING YELLOW, WHITE, AND GREEN ZONES AS ALLOWED BY OAKLAND MUNICIPAL CODE SECTION 10.40.020			
1 Painting of Street Curb Only and Street Markings			
a. Materials and labor up to 22 FT	820.00 Marking	893.80 Marking	9.00%
E. INSTALLATION OF SIGN TO INDICATE LOADNIG ZONE REGULATIONS AS ALLOWED BY OAKLAND MUNICIPAL CODE SECTION 10.40.030			
1 Installation of Sign			
a. Materials and labor	361.00 Per Sign	393.49 Per Sign	9.00%
F. REMOVAL OF AUTHORIZED PAINTING OF CURBS AS ALLOWED BY OAKLAND MUNICIPAL CODE SECTION 10.12.080			
1 Painting of Street Cub and Street Markings			
a. Materials and labor	Actual Cost	Actual Cost	
G. SERVICE FEE FOR BILLING OUTSIDE PARTIES OR AGENCIES FOR WORK PERFORMED			
1 Public Works Supervisor II	131.42 Hour	143.25 Hour	9.00%
2 Public Works Supervisor I	113.52 Hour	123.74 Hour	9.00%
3 Sign Maintenance Worker	80.31 Hour	87.54 Hour	9.00%
4 Traffic Sign Maker	86.86 Hour	94.68 Hour	9.00%
5 Traffic Painter	103.32 Hour	112.62 Hour	9.00%
6 All Other Staff	Actual Cost	Actual Cost	
7 Taxi Cab Stand Sign Fee	7.00 Each	7.00 Each	
H. OVERTIME SERVICE FEE FOR BILLING OUTSIDE PARTIES OR AGENCIES FOR WORK PERFORMED			
	1-1/2 Times Hour	1-1/2 Times Hour	
I. TRAFFIC FLOW MAP			
	5.00 Map	5.00 Map	
J. PEDESTRIAN COUNT MAP			
	5.00 Map	5.00 Map	
K. BLUE LINE REPRODUCTION			
	5.00 Sheet	5.00 Sheet	
L. CONSTRUCTION AREA TRAFFIC CONTROL MANUAL			
	5.00 Manual	5.00 Manual	

STREET & SIDEWALK MAINTENANCE

A. SERVICE FEE FOR BILLING OUTSIDE PARTIES OR AGENCIES

1 Equipment	Actual Cost	Actual Cost	
2 Materials			
a. Asphalt	Actual Cost	Actual Cost	
b. Concrete	Actual Cost	Actual Cost	
c. Portland Cement (bag)	Actual Cost	Actual Cost	
d. Aggregate Base	Actual Cost	Actual Cost	
e. Sand	Actual Cost	Actual Cost	
f. All Other Materials	Actual Cost	Actual Cost	

B. SERVICE FEE FOR BILLING OUTSIDE PARTIES OR AGENCIES FOR WORK PERFORMED

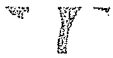
1 Public Works Operations Manager	217.57 Hour	237.15 Hour	9.00%
2 Public Works Supervisor II	131.43 Hour	143.26 Hour	9.00%
3 Public Works Supervisor I	113.53 Hour	123.75 Hour	9.00%
4 Street Maintenance Leader	93.86 Hour	102.31 Hour	9.00%

Effective July 1, 2018

FEE DESCRIPTION	CURRENT FEE (FY 2017-18)		PROPOSED FEE (FY 2018-19)		% CHANGE
	FEE	UNIT	FEE	UNIT	
5 Street Maintenance Leader Plus Premiums	94.88	Hour	103.42	Hour	9.00%
6 Heavy Equipment Operator	98.04	Hour	106.86	Hour	9.00%
7 Heavy Equipment Operator Plus Premiums	99.05	Hour	107.96	Hour	9.00%
8 Concrete Finisher	100.25	Hour	109.27	Hour	9.00%
9 Concrete Finisher Plus Premium	101.04	Hour	110.13	Hour	9.00%
10 Public Works Maintenance Worker	73.87	Hour	80.52	Hour	9.00%
11 Public Works Maintenance Worker Plus Premiums	74.99	Hour	81.74	Hour	9.00%
12 All Other Staff		Actual Cost		Actual Cost	
C. OVERTIME SERVICE FEE FOR BILLING OUTSIDE PARTIES OR AGENCIES FOR WORK PERFORMED		1-1/2 Times Hour		1-1/2 Times Hour	

Effective July 1, 2018

FEE DESCRIPTION	CURRENT FEE (FY 2017-18)		PROPOSED FEE (FY 2018-19)		% CHANGE
	FEE	UNIT	FEE	UNIT	
ENGINEERING & CONSTRUCTION					
AMERICANS WITH DISABILITIES ACT PROGRAMS					
A. AMERICANS WITH DISABILITIES ACT (ADA) -TECHNICAL ASSISTANCE					
1 Technical Training	184.00	Person / Hour	200.56	Person / Hour	9.00%
2 Expert Witness Fee	216.00	Hour	235.44	Hour	9.00%
3 Plan Reviews	422.00	Hour	459.98	Hour	9.00%
ENGINEERING PLANNING & DESIGN					
A. ENGINEERING REVIEW	192.00	Hour	209.28	Hour	9.00%
B. SEWER MITIGATION FEE	Per Engineering Review Finding		Per Engineering Analysis		
C. SEWER DISCHARGE AUTHORIZATION	768.00	Application	837.12	Application	9.00%
D. PAVEMENT IMPACT			Per Engineering Analysis		
PROJECT DELIVERY					
A. STREET FURNITURE					
1 Advertising permits for bus shelters and kiosks (one-time fee)	375.00	Location	375.00	Location	
2 Advertising permit appeal fee	100.00	Appeal	100.00	Appeal	
B. SURVEY SERVICES					
1 Standard 2 person survey party and equipment (First 4 hours)	1,503.42	Day	1,638.73	Day	9.00%
2 City Surveyor	170.38	Hour	185.71	Hour	9.00%
3 Senior Survey Tech	85.12	Hour	92.78	Hour	9.00%
4 Excavation Permit - Compliance with BPC8771 Review	66.00	Permit	71.94	Permit	9.00%
5 Replacement of a Survey Monument After Disturbance or Loss (Destruction) Without Prior Notice (Flat Fee)	6,199.00	each	6,756.91	Each	9.00%
6 Each Review of Parcel Subdivision Map in excess of the three reviews included with initial fee	140.60	each	153.25	Each	9.00%
7 Review of Subdivision: Parcel Map					
a. Parcel Map: Up to three reviews at three hours each	1,063.00	Each	1,158.67	Each	9.00%
b. Additional Reviews two hours	354.00	Each	385.86	Each	9.00%
8 Review of Subdivision: Final Map					
a. Final Map: Up to four reviews at 2.5 hours each	1,722.00	Each	1,876.98	Each	9.00%
b. Additional Reviews two hours	354.00	Each	385.86	Each	9.00%



Effective July 1, 2018

FEE DESCRIPTION	CURRENT FEE	PROPOSED FEE	%
	(FY 2017-18)	(FY 2018-19)	CHANGE
	FEE UNIT	FEE UNIT	
RIGHT OF WAY MANAGEMENT			
A. EXCAVATION PERMIT			
1 Permit (Includes max 2 Hours of Inspection)	357.00 Permit	389.13 Permit	9.00%
2 Additional Inspection Hours			
a. Normal Operating Hours	158.00 Hour	172.22 Hour	9.00%
b. Not During Normal Operating Hours	236.00 Hour	257.24 Hour	9.00%
3 City-Performed Repairs-Mandatory per OMC 12.12 et. Al			
a. Repair Cost	Actual Cost Repair	Actual Cost Repair	
b. Collection Surcharge	2% Repair	2% Repair	
c. Administrative Fee	1,603.00 Repair	1,747.27 Repair	9.00%
4 Violation of Mandatory Completion Notice	604.00 Each Occurrence	658.36 Each Occurrence	9.00%
5 Emergency Surcharge	14.00 Each	14.00 Each	
6 Excavation Permit Review Fee			
a. Exceeding 300 Feet	1024.00 Each Occurrence	1,116.16 Each Occurrence, Exceeding 300 Feet	9.00%
b. Shorter than 300 Feet or Within One City Block	350.43 Each Occurrence	381.97 Each Occurrence, Shorter than 300 Feet or Within One City Block	9.00%
7 Extension of Excavation Permit	156.00 Permit	170.04 Permit	9.00%
B. EXCAVATION PERMIT (UTILITY COMPANIES ONLY)			
1 Permit	No Fee	No Fee	
2 Inspection for Excavation Permit			
a. One Hour Minimum Inspection Fee (Normal Operating Hours)	158.00 Hour	172.22 Hour	9.00%
b. One Hour Minimum Inspection Fee (Outside Operating Hours)	236.00 Hour	257.24 Hour	9.00%
3 Street Obstruction Fee	9.45 25 Lin/Ft. Per Day	9.45 25 Lin/Ft. Per Day	
4 Violation of Mandatory Completion Notice	604.00 Each Occurrence	658.36 Each Occurrence	9.00%
5 Emergency Surcharge	14.00 Each Application	14.00 Each Application	
6 Excavation Permit Review Fee			
a. Exceeding 300 Feet	1024.00 Each Occurrence, Exceeding 300 Feet	1,116.16 Each Occurrence, Exceeding 300 Feet	9.00%
b. Shorter than 300 Feet or Within One City Block	350.43 Each Occurrence	381.97 Each Occurrence, Shorter than 300 Feet or Within One City Block	9.00%

Effective July 1, 2018

FEE DESCRIPTION	CURRENT FEE (FY 2017-18)		PROPOSED FEE (FY 2018-19)		% CHANGE
	FEE	UNIT	FEE	UNIT	
C. COMMENCING WORK FOR WHICH A PERMIT, IN ACCORDANCE WITH OAKLAND MUNICIPAL CODE SECTIONS 12.04.110, 12.32, 13.08.040, AND 12.12 ET. AL. IS REQUIRED WITHOUT FIRST HAVING OBTAINED A PERMIT					
1 Contractor use of unmarked vehicles to evade Oakland Municipal Code 12.12 et. al. requirement to notify the City's Community and Economic Development Agency for inspection.	1,000.00	Each Occurrence	1,000.00	Each Occurrence	
2 Failure to notify the City of the time and project locations or inform the City of the names, time and locations of all subcontractors/contractors employed by you when working in the City Right-Of-Way per Oakland Municipal Code 12.12 et. al.	1,000.00	Each Occurrence	1,000.00	Each Occurrence	
D. REPAIR OF SIDEWALKS, DRIVEWAYS, CURBS, AND GUTTERS					
1 City-Performed Repairs - Voluntary					
a. Repair	Actual Cost		Actual Cost		
b. Interest on the Unpaid Balance	10% Year		10% Year		
c. Interest on the Unpaid Balance, Low Income Loan Program	5% Year		5% Year		
d. Administrative Fee	604.00	Abatement	<u>658.36</u>	<u>Abatement</u>	<u>9.00%</u>
2 City-Performed Repairs - Mandatory					
a. Repair	Actual Cost		Actual Cost		
b. Collection Surcharge	2% Repair		2% Repair		
c. Administrative Fee	1,603.00	Abatement	<u>1,747.27</u>	<u>Abatement</u>	<u>9.00%</u>
E. SEWER ABATEMENT					
1 Voluntary					
a. Construction Contract	Actual Cost		Actual Cost		
b. Interest on the Unpaid Balance	10% Year		10% Year		
c. Interest on the Unpaid Balance, Low Income Loan Program	5% Year		5% Year		
d. Administrative Fee	619.00	Abatement	<u>674.71</u>	<u>Abatement</u>	<u>9.00%</u>
2 Mandatory					
a. Construction Contract	Actual Cost		Actual Cost		
b. Collection Surcharge	2% Abatement		2% Abatement		
c. Administrative Fee	1,603.00	Abatement	<u>1,747.27</u>	<u>Abatement</u>	<u>9.00%</u>



Effective July 1, 2018

FEE DESCRIPTION	CURRENT FEE	PROPOSED FEE	% CHANGE
	(FY 2017-18)	(FY 2018-19)	
	FEE UNIT	FEE UNIT	
F. INSPECTION OF SIDEWALKS, DRIVEWAYS CURBS AND GUTTERS			
1 Permit (includes maximum 2 hours of inspection)	315.00 Permit	343.35 Permit	9.00%
a. Sidewalk and/or Driveway over 200 sq ft	0.93 Square Foot	0.93 Square Foot	
b. Curb and Gutter over 35 linear feet	3.27 Linear Foot	3.27 Linear Foot	
2 Additional inspection Hours			
a. Normal Operating Hours	158.00 Hour	172.22 Hour	9.00%
b. Not During Normal Operating Hours	236.00 Hour	257.24 Hour	9.00%
3 Voluntary Repair Coordinated with City Project	No Fee	No Fee	
G. REPAIR OF SIDEWALK, DRIVEWAYS, CURBS, AND GUTTERS			
1 Repair of City tree damaged sidewalk by private property owner			
a. Collection Surcharge	No Fee	No Fee	
b. Administrative Fee	No Fee	No Fee	
H. DRIVEWAY APPEALS			
1 Grade I - Minimum Code Deviations Requiring Limited Staff Time	568.00 Appeal	619.12 Appeal	9.00%
2 Grade II - Code Violations Found During Plan Checking or Field Inspection Requiring Field Review by Management	568.00 Appeal	619.12 Appeal	9.00%
3 Appeals for Projects in Design Stage	762.00 Appeal	830.58 Appeal	9.00%
4 Appeals to City Council	762.00 Appeal	830.58 Appeal	9.00%
ADMINISTRATION - APPLIES TO ENGINEERING AND RIGHT OF WAY MANAGEMENT			
A. PERMIT APPLICATION FEE			
1 Building, Electrical, Mechanical, Plumbing Permits			
a. Filing	13.00 Permit	13.00 Permit	
b. Routing - Project Value \$2,000 or Less	44.00 Permit	44.00 Permit	
c. Routing - Project Value \$2,001 or Greater	57.00 Permit	57.00 Permit	
d. Routing - Application and Issuance by Internet Connection	57.00 Permit	57.00 Permit	
2 Permit Intake			
a. Filing	13.00 Permit	13.00 Permit	
b. Routing	57.00 Permit	57.00 Permit	
3 Mailing and Handling Charges Per 25 Count for Permit Application Forms	Actual cost Mailing or 11.00 minimum	Actual cost or Mailing 11.00 minimum	
4 Service Charge for Verification of Proof of License and Workers Compensation Information Required by State Law for Approval of Permit Application	13.00 Verification	13.00 Verification	
5 Zoning Sign-Off	72.00 Sign-Off	72.00 Sign-Off	
B. PLANS/MAP PHOTO COPY (COPIES LESS THAN 11"x17")	1.00 Map	1.00 Map	
C. DOCUMENT RESEARCH FEE	64.00 per hour	64.00 per hour	
D. PROCESS BILLING APPEALS AND REFUND REQUESTS THAT ARE DETERMINED TO BE UNFOUNDED	110.00 Appeal	110.00 Appeal	
E. PROCESS BILLING APPEALS WITH REFERRAL TO "COLLECTIONS"	318.00 Appeal	318.00 Appeal	
F. PROCESS BILLING APPEALS FOR SECOND RESEARCH/REVIEW	110.00 Appeal	110.00 Appeal	
G. PROCESSING SECURITY DEPOSITS (BONDS, CASH, CERTIFICATE OF DEPOSITS, ETC.)	344.00 Each	344.00 Each	

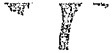
FEE DESCRIPTION	CURRENT FEE (FY 2017-18)		PROPOSED FEE (FY 2018-19)		% CHANGE
	FEE	UNIT	FEE	UNIT	
H. RECORDS MANAGEMENT & TECHNOLOGY ENHANCEMENT FEE	14.75%	All Permit & Code Enforcement Fees, Penalties, & Interest	14.75%	All Permit & Code Enforcement Fees, Cost, Penalties, & Interest	
I. COLLECTIONS -- PERMITS & CODE ENFORCEMENT					
1 Alameda County Collection Surcharge on General Levy	1.70%	Lien	1.70%	Lien	
2 City Collection Transfer to or Rescission from County	3.00%	Lien	3.00%	Lien	
3 Interest on Unpaid Fees and Penalties	10.00%	Annual	10.00%	Annual	
J. COURIER SERVICE		Actual Cost Each		Actual Cost Each	
K. CERTIFICATION OF DOCUMENTS		1.00 Page		1.00 Page	
ENGINEERING					
A. PATH VACATION	5,154.00	Proceeding	5,154.00	Proceeding	
B. STREET VACATION					
1 Summary Vacation	4,980.00	Street	4,980.00	Street	
2 General Vacation	5,154.00	Street	5,154.00	Street	
3 Notifications	1,060.00	Block	1,060.00	Block	
C. EASEMENT - DEDICATION OR VACATION					
1 City Council Action	4,980.00	Easement	4,980.00	Easement	
2 City Engineer Action	2,564.00	Easement	2,564.00	Easement	
3 Shared Access Engineering Review	1,804.00	Easement	1,804.00	Easement	
D. CERTIFICATE OF COMPLIANCE					
1 For Work Through Six Hours	1,311.00	Certificate	1,311.00	Certificate	
2 For Work After Six Hours	190.00	Hour or Fraction of	190.00	Hour or Fraction of	
E. ENCROACHMENT IN THE PUBLIC RIGHT OF WAY OR PUBLIC EASEMENT					
1 City Engineer Action					
a. New encroachment	1,781.00	Permit	1,781.00	Permit	
b. Existing Encroachment	3,176.00	Permit	3,176.00	Permit	
c. Private Party bike rack installation, in accordance with City design process	74.00	Permit	74.00	Permit	
d. New Bike Share Station Encroachment	1,781.00	Permit	1,781.00	Permit	
e. Encroachment for R3 Occupancy	1,781.00	Permit	1,781.00	Permit	
f. Amendment or Recession	1,084.00	Permit	1,084.00	Permit	
2 City Council Action	4,980.00	Permit	4,980.00	Permit	
F. TRACT MAP					
1 Tentative Map	3,761.00	Map	3,761.00	Map	
2 Final Map	5,817.00	Tract	5,817.00	Tract	
3 Tentative Map - Each Lot over 5	354.00	Lot	354.00	Lot	
4 Certificate of Correction	1,157.00	Certificate	1,157.00	Certificate	
5 Subdivision Improvement Agreement	1,593.00	Agreement	1,593.00	Agreement	
6 Amended Final Map	1,709.00	Map	1,709.00	Map	
7 Revisions to Final Map, Tentative Map, or SIA					
a. Regular Operating Hours	174.00	Hour or Fraction of	189.66	Hour or Fraction of	9.00%
b. Overtime Hours	262.00	Hour or Fraction of	285.58	Hour or Fraction of	9.00%
G. STREET DEDICATION	4,980.00	Street	4,980.00	Street	
H. STREET NAME CHANGE					
1 Application	4,980.00	Street	4,980.00	Street	
2 Notifications	1,196.00	Block	1,196.00	Block	
I. REVIEW OF PUBLIC INFRASTRUCTURE PERMIT					
1 \$1 to \$5,000 Construction Valuation	1,000.00	Plan / Improvement	1,000.00	Plan / Improvement	

Effective July 1, 2018

FEE DESCRIPTION	CURRENT FEE (FY 2017-18)		PROPOSED FEE (FY 2018-19)		% CHANGE
	FEE	UNIT	FEE	UNIT	
2 \$5,001 to \$10,000 Construction Value	3,046.00	Plan / Improvement	3,046.00	Plan / Improvement	
3 \$10,001 - \$50,000 Construction Value	3,046.00	1st \$10,000 73.00 Each Additional \$1,000 or Fraction Thereof	3,046.00	1st \$10,000 73.00 Each Additional \$1,000 or Fraction Thereof	
4 \$50,001 - \$100,000 Construction Value	5,966.00	1st \$50,000 52.00 Each Additional \$1,000 or Fraction Thereof	5,966.00	1st \$50,000 52.00 Each Additional \$1,000 or Fraction Thereof	
5 \$100,001 - \$500,000 Construction Value	8,566.00	1st \$100,000 47.00 Each Additional \$1,000 or Fraction Thereof	8,566.00	1st \$100,000 47.00 Each Additional \$1,000 or Fraction Thereof	
6 \$500,000 - \$2,500,000 Construction Value	27,366.00	1st \$500,000 45.00 Each Additional \$1,000 or Fraction Thereof	27,366.00	1st \$500,000 45.00 Each Additional \$1,000 or Fraction Thereof	
7 Over \$2,500,000 Construction Value			117,366.00	1st 21.00 \$2,500,000 Each Additional \$1,000 or Fraction Thereof	
8 General Plan Surcharge (Assessed On All P-JOB Permits)	0.1% of Review		0.17% of Review		
9 Extension of P-Job Permit for Work Incomplete After One Year	909.00	Plan/ Improvement	909.00	Plan/ Improvement	
10 Review of Plan Revisions					
a. Regular Working Hours	174.00	Hour or Fraction of	189.66	Hour or Fraction of	9.00%
b. Outside of Regular Working Hours	262.00	Hour or Fraction of	285.58	Hour or Fraction of	9.00%
J. FRANCHISE APPLICATION OR RENEWAL					
1 Personal Services Fee Schedule	5,677.00	Permit	5,677.00	Permit	
K. SPUR TRACK	4,631.00	Permit	4,631.00	Permit	
L. CONSULTATION REQUESTED FOR PRELIMINARY REVIEW	174.00	Hour or Fraction of	189.66	Hour or Fraction of	9.00%
OF IMPROVEMENTS AND CONSTRUCTION PROJECTS					
M. MYLAR PLAN RETRIEVAL	8.00	Plan	8.00	Plan	
N. CITY OF OAKLAND MAPS AND PLANS					
1 2,400 Scale	15.00	Map	15.00	Map	
2 1,500 Scale	15.00	Map	15.00	Map	
3 Plans (copies larger than 11"x17")	15.00	Sheet	15.00	Sheet	
O. S-11 ENGINEERING REVIEW	698.00	Report	698.00	Report	
P. PARCEL MAP					
1 Tentative Map	1,357.00	Map	1,357.00	Map	
2 Parcel Map	1,589.00	Map	1,589.00	Map	
3 Amended Tentative Map or Parcel Map	562.00	Map	562.00	Map	
4 Revisions to Tentative Map or Parcel Map					

Effective July 1, 2018

FEE DESCRIPTION	CURRENT FEE (FY 2017-18)		PROPOSED FEE (FY 2018-19)		% CHANGE
	FEE	UNIT	FEE	UNIT	
a. Regular Working Hours	174.00	Hour or Fraction of	189.66	Hour or Fraction of	9.00%
b. Outside of Regular Working Hours	262.00	Hour or Fraction of	285.58	Hour or Fraction of	9.00%
5. Certificate of Correction	484.00	Certificate	484.00	Certificate	
Q. EIR ENGINEERING REVIEW					
1 Application	1,395.00	Review	1,395.00	Review	
2 Revisions	174.00	Hour or Fraction of	189.66	Hour or Fraction of	9.00%
R. INSPECTION OF PUBLIC INFRASTRUCTURE					
1 Basic Fee	8.50%	Value of Improvement	8.50%	Value of Improvement	
2 \$1 to \$100,000	8.50%	Value of Improvement	8.50%	Value of Improvement	
3 \$100,001 to \$500,000	\$8,500 +	Value of 8% Improvement	\$8,500 + 8%	Value of Improvement	
4 \$500,000+	\$40,500 +	Value of 7.5% Improvement	\$40,500 +	Value of 7.5% Improvement	
5 Outside of Regular Working Hours	240.00	Hour or Fraction of	261.60	Hour or Fraction of	9.00%
S. CONSTRUCTION SITE MONITORING (DUST, NOISE, C3 related to Public Improvements)					
1 Plan Review	2,595.00	Review	2,595.00	Review	
2 Basic	400.00	Inspection	436.00	Inspection	9.00%
3 Over 3 inspections	160.00	Inspection	174.40	Inspection	9.00%
4 Creek and Illicit Discharge Enforcement of the Creek Protection Storm Water Management and Discharge Control Ordinance	400.00	Inspection	436.00	Inspection	9.00%
T. PERMIT APPLICATION REVIEW					
1 Permit Application Review and Processing Outside of Regular Working Hours	262.00	Hour or Fraction of	285.58	Hour or Fraction of	9.00%
U. LOT LINE MERGER AND ADJUSTMENT	320.00	Certificate	320.00	Certificate	
V. PLAN CHECK AND INSPECTION FOR SITE DEVELOPMENT NOT RELATED TO ANY OTHER REQUIRED PERMIT					
1 Application	60.00	Application	60.00	Application	
2 Plan Check	174.00	Hour or Fraction of	189.66	Hour or Fraction of	9.00%
3 Inspection	160.00	Hour or Fraction of	174.40	Hour or Fraction of	9.00%
W. OBSTRUCTION PERMITS					
1 Short-term Permits (Maximum of 14 Days)					
a. Metered Area	35.00	Meter / Day	34.50	Meter / Day	-1.43%
b. Un-metered Area	17.00	25 Ft / Day	17.00	25 Ft / Day	
c. No Parking Anytime Sign	3.00	Sign	3.00	Sign	
2 Long-term Permits (15-180 Day Maximum)					
a. Metered Area	1,037.00	Meter / 30	1,037.00	Meter / 30	
b. Un-metered Area	519.00	25 Ft / 30	519.00	25 Ft / 30	
X. MISCELLANEOUS ENGINEERING REVIEW					
1 Regular Working Hours	174.00	Hour or Fraction of	189.66	Hour or Fraction of	9.00%
2 Outside of Regular Working Hours	262.00	Hour or Fraction of	285.58	Hour or Fraction of	9.00%



Effective July 1, 2018

FEE DESCRIPTION	CURRENT FEE (FY 2017-18)		PROPOSED FEE (FY 2018-19)		% CHANGE
	FEE	UNIT	FEE	UNIT	
Y. PAY TELEPHONE PERMIT					
1 Application Processing	365.00	Pay	365.00	Pay	
2 Annual Renewal	103.00	Pay	103.00	Pay	
3 Late Renewal	214.00	Pay	214.00	Pay	
4 Reclaiming Removed Pay Phone	496.00	Pay	496.00	Pay	
Z. Transportation/Traffic Project Review					
10% Consultant fees			10%	Consultant fees	
1 Records Management Fee & Technology Enhancement Fee	9.50%	Consultant fees	14.75%	<u>Consultant fees</u>	
AA. PRIVATE SEWER ASSESSMENT DISTRICT (PSAD)					
1 Application	4,980.00	District	4,980.00	District	
2 Assessment Collection	348.00	Lot	348.00	Lot	



City of Oakland
Master Fee Schedule
Effective July 1, 2018

Department of Transportation

FEE DESCRIPTION	Current Fee (FY 17-18)		Proposed Fee (FY 18-19)		%
	FEE	UNIT	FEE	UNIT	
PARKING MANAGEMENT					
D. RESIDENTIAL PERMIT PARKING FEE					
Permit for Eligible Vehicles of Residents					
1 Registered Permit Address					
a. Annual	82.00	Per. Lic. Plate	<u>84.00</u>	Per. Lic. Plate	<u>2.44%</u>
b. Renewal	59.00	Per. Lic. Plate	<u>61.00</u>	Per. Lic. Plate	<u>3.39%</u>
c. Prorated (less than six months)	57.00	Per. Lic. Plate	<u>59.00</u>	Per. Lic. Plate	<u>3.51%</u>
2 Permit for Eligible Vehicles of Owners or Employees of					
a. Annual	96.00	Per. Lic. Plate	<u>98.00</u>	Per. Lic. Plate	<u>2.08%</u>
b. Renewal	96.00	Per. Lic. Plate	<u>98.00</u>	Per. Lic. Plate	<u>2.08%</u>
c. Prorated (less than six months & Except Area M)	67.00	Per. Lic. Plate	<u>69.00</u>	Per. Lic. Plate	<u>2.99%</u>
3 Area M Permits					
a. Annual	160.00	Per. Lic. Plate	<u>162.00</u>	Per. Lic. Plate	<u>1.25%</u>
b. Renewal	160.00	Per. Lic. Plate	<u>162.00</u>	Per. Lic. Plate	<u>1.25%</u>
c. Prorated (less than six months)	115.00	Per. Lic. Plate	<u>117.00</u>	Per. Lic. Plate	<u>1.74%</u>
d. One-day	10.00	Per Permit	10.00	Per Permit	<u>0.00%</u>
e. 14-day	50.00	Per Permit	<u>52.00</u>	Per Permit	<u>4.00%</u>
3 Replacement of Lost or Damaged Permit					
10 Per Lic. Plate			<u>11.00</u>	Per Lic. Plate	<u>10.00%</u>
4 Visitor					
a. One-day	5.00	Per Permit	<u>5.00</u>	Per Permit	
b. 14-day	25.00	Per Permit	<u>27.00</u>	Per Permit	<u>8.00%</u>

Economic and Workforce Development

FY 2018-19 MASTER FEE SCHEDULE

EXHIBIT A: A-3
Economic & Workforce Development



**City of Oakland
Master Fee Schedule**
Effective July 1, 2018

**ECONOMIC & WORKFORCE
DEVELOPMENT**

FEE DESCRIPTION	CURRENT FEE	PROPOSED FEE	%
	(FY 2017-18)	(FY 2018-19)	
	FEE UNIT	FEE UNIT	CHANGE
ECONOMIC DEVELOPMENT			
REAL ESTATE SERVICES			
A. PROCESS FEE			
1 Administrative Processing Fee for the Sale of Substandard Surplus City Parcels	2,597.00 Parcel	2,831.00 Parcel	9%
2 Administrative Processing Fee for Surplus Property (Planning Commission)	1,745.00 Parcel	1,902.00 Parcel	9%
3 Processing Fee for Code Compliance Litigation Guarantees - Residential Properties	632.00 Report or of or 10% Actual Cost of Litigation Guarantee	689.00 Report or of or 10% Actual Cost of Litigation Guarantee	9%
4 Processing Fee for Code Compliance Litigation Guarantees - Commercial	632.00 or 10% Report or 10% of Actual Cost of Litigation Guarantee	689.00 Report or of or 10% Actual Cost of Litigation Guarantee	9%
5 Processing Fee for Appraisals			
a. Residential Properties	893.00 Appraisal	973.00 Appraisal	9%
b. Commercial Properties	1,285.00 Appraisal	1,400.00 Appraisal	9%
6 Administrative Processing Fee for new telecommunication leases or licenses	2,723.00 Request	2,968.00 Request	9%
7 Administrative processing fee for Telecommunication License Equipment Modification Reviews	2,462.00 Request	2,684.00 Request	9%
8 Administrative processing fee for new Revenue-Generating Leases and Licenses	1,940.00 Request	2,115.00 Request	9%
B. EASEMENT REVIEW FEE	2,598.00 Each	2,968.00 Each	14%
PUBLIC ART PROGRAM, CULTURAL ARTS & MARKETING			
A. REVIEW AND FACILITATION FEE			
1 Public Art proposals for City property initiated by artist or community (with or without City funding) and City-funded or required Public Art proposals for private property	339.00 3-hr Minimum 113.00 per add'l hour	<u>377.00 3-hr Minimum</u> <u>126.00 per add'l hour</u>	<u>11.21%</u> <u>11.50%</u>
2 Public Art official gifts to the City	1,130.00 10-hr Minimum 113.00 per add'l hour	<u>1,257.00 10-hr Minimum</u> <u>126.00 per add'l hour</u>	<u>11.24%</u> <u>11.50%</u>
B. REVIEW, PERMIT PREPARATION AND PROCESS FEE			
1 Non-City Public Art projects proposed for Caltrans property	1,130.00 10-hr Minimum	<u>1,257.00 10-hr Minimum</u>	<u>11.24%</u>

Planning & Building Department

FY 2018-19 MASTER FEE SCHEDULE

EXHIBIT A: A-4
Planning & Building Department



City of Oakland
Master Fee Schedule
Effective July 1, 2018

PLANNING & BUILDING

FEE DESCRIPTION	CURRENT FEE	PROPOSED FEE	%
	FY 2017-18	FY 2018-19	
	FEE UNIT	FEE UNIT	CHANGE
BUILDING SERVICES			
ADMINISTRATION			
A. PERMIT APPLICATION FEE			
1 Building, Electrical, Mechanical, Plumbing Permits			
a. Filing and Routing (Intake)	13.00 Permit	70.00 Permit	438%
b. Routing—Project Value \$2,000 or Less	44.00 Permit	44.00 Permit	0%
c. Routing—Project Value \$2,001 or Greater	57.00 Permit	57.00 Permit	0%
d. Routing—Application and Issuance by Internet	57.00 Permit	57.00 Permit	0%
2 All Other Permits			
a. Filing and Routing (Intake)	13.00 Permit	70.00 Permit	438%
b. Routing	57.00 Permit	57.00 Permit	0%
F. DUPLICATE RELEASE OF LIEN OR TERMINATION OF SUBSTANDARD PUBLIC NUISANCE OR PRIORITY LIEN RELEASE, OR RELEASE OF PRIORITY LIEN	162.00 Document	162.00 Document	0%
E. ELECTRICAL; MECHANICAL, PLUMBING INSPECTION FOR NEW CONSTRUCTION, ADDITION OR REMODEL			
1 Residential Building Units (1 - 2 Units)			
a. Electrical Inspection		15% of bldg pmt	0%
b. Mechanical Inspection		15% of bldg pmt	0%
c. Plumbing Inspection		15% of bldg pmt	0%
2 All Other			
a. Electrical Inspection	25% of bldg pmt	25% of bldg pmt	0%
b. Mechanical Inspection	25% of bldg pmt	25% of bldg pmt	0%
c. Plumbing Inspection	25% of bldg pmt	25% of bldg pmt	0%

PLANNING & ZONING

23 Filing and Routing (Intake) for All Applications in Addition to Above		70.00 Permit	
--	--	--------------	--

Oakland Police Department

FY 2018-19 MASTER FEE SCHEDULE

EXHIBIT A: A-5
Oakland Police Department



City of Oakland
Master Fee Schedule
Effective July 1, 2018

POLICE DEPARTMENT

FEE DESCRIPTION	CURRENT FEE (FY 2017-18) FEE UNIT	PROPOSED FEE (FY 2018-19) FEE UNIT	% CHANGE
AB. ACADEMY TRAINING			
1 Basic Academy Training	8,000.00 Trainee	<u>11,000.00 Trainee</u>	<u>37.50%</u>
2 Basic Academy Emergency Driving Training	445.00 Trainee	445.00 Trainee	0.00%

Oakland Parks & Recreation

FY 2018-19 MASTER FEE SCHEDULE

EXHIBIT A: A-6
Oakland Parks & Recreation



**City of Oakland
Master Fee Schedule**

Effective July 1, 2018

PARKS & RECREATION

FEE DESCRIPTION

CURRENT FEE
(FY 2017-18)
FEE UNIT

PROPOSED
(FY 2018-19)
FEE UNIT

%
CHANGE

ADMINISTRATION

A. AMUSEMENT PARKS

(These fees are included for information only; they are set and charged directly by service providers and not by the City of Oakland)

2 Oakland Zoo at Knowland Park

a. Admission

1 Adults (15 - 64)	18.75-23.00 Person	22.00-30.00 Person	17.33%
2 Children (2 - 14 Years)	15.75-20.00 Person	18.00-26.00 Person	14.29%
3 Children (Under 2 Years)	No Charge	No Charge	0.00%
4 Seniors (65-79 Years)	11.75-15.75 Person	18.00-26.00 Person	14.29%
5 Military Adults (15 - 64 Years)	15.75-20.00 Person	17.00-25.00 Person	14.29%
6 Military Children (2 - 14 Years)	11.75-16.00 Person	14.00-22.00 Person	19.15%
7 Military Seniors (65-79 Years)	11.75-16.00 Person	14.00-22.00 Person	19.15%
8 Over Age 76	No Charge	No Charge	0.00%

b. Group Rates (12 or More) With Reservation (Two Weeks In Advance Notice)

1 Adults	14.75-19.00 Person	18.00-26.00 Person	22.03%
3 Children	10.75-15.00 Person	14.00-22.00 Person	30.23%
4 Seniors	10.75-15.00 Person	14.00-22.00 Person	30.23%

c. Group Rates (12 or More) Without Reservation

1 Adults	16.75-21.00 Person	19.00-27.00 Person	13.43%
3 Children	12.75-17.00 Person	15.00-23.00 Person	17.65%
4 Seniors	12.75-17.00 Person	15.00-23.00 Person	17.65%

d. Rides

1 Miniature Train / Roller Coaster / Sky Ride / Kiddie Ride	1.50-4.50 Person	1.50-6.00 Person	0.00%
---	------------------	------------------	-------

e. Parking

1 Automobiles	10.00-15.00 Entry	10.00-15.00 Entry	25.00%
2 Bus	13.00-18.00 Entry	15.00-20.00 Entry	15.38%

B. PARK USE PERMITS

8 Joaquin Miller Park

(4-Hour Minimum, \$15 per hour each additional hour)

b. Park Picnic Reservation (Non-Residents)

(4-Hour Minimum, \$18 per hour each additional hour)

11 Park Use Permit for Special Events (Fairs, Exhibits, Festivals, Concerts, Rallies, Sporting Events, Runs, Walks and Related Activities) (4-Hour Minimum).

c. Deposit (Special Events)

1 Up to 299 Patrons	300.00 Day	300.00 Day	0.00%
2 300-499 Patrons	500.00 Day	500.00 Day	0.00%
3 Over 500 Over Patrons	1000.00 Day	1000.00 Day	0.00%

C. RENTAL FACILITIES

1 Permit Processing Fee

a. Regular Event Rate (50+)	NEW	15.00 Application
b. Special Event Rate	NEW	30.00 Application

d. Cancellation

1. 61 Days or More Notice	Forfeit 1/2 Day/Site
---------------------------	----------------------



**City of Oakland
Master Fee Schedule**

Effective July 1, 2018

PARKS & RECREATION

FEE DESCRIPTION	CURRENT FEE (FY 2017-18)		PROPOSED (FY 2018-19)		% CHANGE
	FEE	UNIT	FEE	UNIT	
2. 31 Days or More Notice			Forfeit Entire Day/Site		
3. 11-30 Days Notice			Forfeit Deposit Day/Site		
4. 10 Days or Less Notice			Forfeit all Fees Day/Site		
4.2 Indoor					
a. Lodges: Sequoia Lodge, Leona Lodge (4-Hour Minimum Required for Every Day)					
1 Residents: 6 a.m. - 8 a.m.	75.00	Hour	DELETE		
2 Residents: 8 6 a.m. - 12 Midnight (Monday-Thursday)	80.00	Hour	80.00	Hour	0.00%
3 Residents: 6 a.m. - 12 Midnight (Friday, Saturday, Sunday)	90.00	Hour	90.00	Hour	0.00%
4 Residents: 12 Midnight - 1 a.m. (Fridays/Saturdays)	95.00	Hour	95.00	Hour	0.00%
5 Nonresidents: 6 a.m. - 8 a.m.	90.00	Hour	DELETE		
6 Nonresidents: 8 6 a.m. - 12 Midnight (Monday-Thursday)	96.00	Hour	96.00	Hour	0.00%
7 Nonresidents: 6 a.m. - 12 Midnight Friday, Saturday, Sunday	108.00	Hour	108.00	Hour	0.00%
8 Nonresidents: 12 Midnight - 1 am (Fridays/Saturdays)	114.00	Hour	114.00	Hour	0.00%
9 Non-Profit: 6 am - 8 am	55.00	Hour	DELETE		
10 Non-Profit Weekday 8 a.m. - 8 pm 6 a.m. - 12 Midnight (Monday through Thursday)	65.00	Hour	65.00	Hour	0.00%
11 Non-Profit Weekend 8 am - 8 pm 6 a.m. - 12 Midnight (Friday, Saturday, Sunday)	75.00	Hour	75.00	Hour	0.00%
8 Non-Profit: 12 Midnight - 1 a.m. (Fridays/Saturdays)		NEW	110.00	Hour	
12 Corporate: 6 am - 8 am	100.00	Hour	DELETE		
13 Corporate Weekday 8- 6 a.m.-12 Midnight (Monday-Thursday)	110.00	Hour	110.00	Hour	0.00%
14 Corporate Weekend 8- 6 a.m.-12 Midnight (Friday, Saturday, Sunday)	120.00	Hour	120.00	Hour	0.00%
15 Corporate Weekend 12 Midnight-1 am (Fridays, Saturdays)	135.00	Hour	135.00	Hour	0.00%
16 Deposit (Residents/Nonresidents)	300.00	Event	300.00	Event	0.00%
17 Cancellation					
a. 61-Days-or-More-Notice	Forfeit 1/2 Day/Site Deposit		DELETE		0.00%
b. 31-60-Days-Notice	Forfeit 1/2 Day/Site Deposit		DELETE		0.00%
c. 11-30-Days-Notice	Forfeit Deposit Day/Site plus 1/2 Rental Fees		DELETE		0.00%



City of Oakland
Master Fee Schedule
Effective July 1, 2018

PARKS & RECREATION

FEE DESCRIPTION	CURRENT FEE (FY 2017-18) FEE UNIT	PROPOSED (FY 2018-19) FEE UNIT	% CHANGE
d. 40-Days-or-Less Notice	Forfeit All Fees Day / Site	DELETE	
b. Sailboat House (4-Hour Minimum Required for Every Day)			
1 Residents: 6 am - 8 am	75.00 Hour	DELETE	
2 Residents Weekday 8 am 6 a.m. - 12 Midnight (Monday through - Thursday)	85.00 Hour	85.00 Hour	0.00%
3 Residents Weekend 8 am 6 a.m.-12 Midnight (Friday, Saturday, Sunday)	95.00 Hour	95.00 Hour	0.00%
4 Residents Weekend 12 Midnight - 1 am (Fridays, Saturday)	110.00 Hour	110.00 Hour	0.00%
5 Nonresidents: 6 am - 8 am	90.00 Hour	DELETE	
6 Nonresidents Weekdays 8 am 6 a.m.- 12 Midnight (Monday-Thursday)	102.00 Hour	102.00 Hour	0.00%
7 Nonresidents Weekends 8 am 6 a.m.- 12 Midnight (Friday, Saturday, Sunday)	114.00 Hour	114.00 Hour	0.00%
8 Nonresidents Weekends 12 Midnight - 1 am (Fridays, Saturdays)	132.00 Hour	132.00 Hour	0.00%
9 Non-Profit Weekdays 6 a.m. - 12 Midnight (Monday through - Thursday)	65.00 Hour	65.00 Hour	0.00%
10 Non-Profit Weekends 12 Midnight - 1 a.m. (Friday, Sunday)	75.00 Hour	75.00 Hour	0.00%
11 Non-Profit 12 Midnight - 1 a.m. (Friday, Saturday)	NEW	110.00 Hour	
11 Corporate Weekday 6 am-8 am	95.00 Hour	DELETE	
12 Corporate Weekday 8 am 6 a.m.-12 Midnight (Monday through - Thursday)	110.00 Hour	110.00 Hour	0.00%
13 Corporate Weekends 8 am- 6 a.m. - 12 Midnight (Friday, Saturday, Sunday)	120.00 Hour	120.00 Hour	0.00%
14 Corporate Weekend 12 Midnight-1 a.m. (Fridays, Saturdays)	140.00 Hour	140.00 Hour	0.00%
c. Garden Center Rental Rates			
1 <u>Vista Room or Ebell Room (4-Hour Minimum for Every Day)</u>			
a. <u>Resident: 6 am - 12 Midnight</u> <u>(Monday - Thursday)</u>	85.00 Hour	85.00 Hour	0.00%
b. <u>Resident: 6 am - 12 Midnight</u> <u>(Friday, Saturday, Sunday)</u>	95.00 Hour	95.00 Hour	0.00%
c. <u>Resident: 12 Midnight - 1 am</u> <u>(Friday, Saturday)</u>	110.00 Hour	110.00 Hour	0.00%
d. <u>Garden Club: 6 am - 12 Midnight</u> <u>(Monday - Sunday)</u>	30.00 Hour	30.00 Hour	0.00%
e. <u>Nonresident: 6 am - 12 Midnight</u> <u>(Monday - Thursday)</u>	102.00 Hour	102.00 Hour	0.00%
f. <u>Nonresident: 6 am - 12 Midnight</u> <u>(Friday, Saturday, Sunday)</u>	114.00 Hour	114.00 Hour	0.00%
g. <u>Nonresident: 12 Midnight - 1 am</u> <u>(Friday, Saturday)</u>	132.00 Hour	132.00 Hour	0.00%



**City of Oakland
Master Fee Schedule**

Effective July 1, 2018

PARKS & RECREATION

FEE DESCRIPTION	CURRENT FEE	PROPOSED	% CHANGE
	(FY 2017-18) FEE UNIT	(FY 2018-19) FEE UNIT	
h. <u>Non-Profit: 6 am - 12 Midnight (Monday - Thursday)</u>	65.00 Hour	65.00 Hour	0.00%
i. <u>Non-Profit: 6 am - 12 Midnight (Friday, Saturday, Sunday)</u>	75.00 Hour	75.00 Hour	0.00%
j. <u>Non-Profit: 12 Midnight - 1 am (Fridays, Saturdays)</u>	<u>NEW</u>	110.00 Hour	
k. <u>Corporate: 6 am - 12 Midnight (Monday - Thursday)</u>	110.00	110.00 Hour	0.00%
l. <u>Corporate: 6 am - 12 Midnight (Friday, Saturday, Sunday)</u>	120.00	120.00 Hour	0.00%
m. <u>Corporate: 12 Midnight - 1 am (Friday, Saturday)</u>	140.00	140.00 Hour	0.00%
2 <u>Garden Room (4-Hour Minimum for Every Day)</u>			
a. <u>Resident: 6 am - 12 Midnight (Monday - Thursday)</u>	80.00 Hour	80.00 Hour	0.00%
b. <u>Resident: 6 am - 12 Midnight (Friday, Saturday, Sunday)</u>	80.00 Hour	80.00 Hour	0.00%
c. <u>Resident: 12 Midnight - 1 am (Friday, Saturday)</u>	90.00 Hour	90.00 Hour	0.00%
d. <u>Garden Club: 6 am - 12 Midnight (Monday - Sunday)</u>	25.00 Hour	25.00 Hour	0.00%
e. <u>Nonresident: 6 am - 12 Midnight (Monday - Thursday)</u>	90.00 Hour	90.00 Hour	0.00%
f. <u>Nonresident: 6 am - 12 Midnight (Friday, Saturday, Sunday)</u>	96.00 Hour	96.00 Hour	0.00%
g. <u>Nonresident: 12 Midnight - 1 am (Friday, Saturday)</u>	108.00 Hour	108.00 Hour	0.00%
h. <u>Non-Profit: 6 am - 12 Midnight (Monday - Thursday)</u>	65.00 Hour	65.00 Hour	0.00%
i. <u>Non-Profit: 6 am - 12 Midnight (Friday, Saturday, Sunday)</u>	75.00 Hour	75.00 Hour	0.00%
j. <u>Non-Profit: 12 Midnight - 1 am (Fridays/Saturdays)</u>	<u>NEW</u>	85.00 Hour	
k. <u>Corporate: 6 am - 12 Midnight (Monday - Thursday)</u>	95.00 Hour	95.00 Hour	0.00%
l. <u>Corporate: 6 am - 12 Midnight (Friday, Saturday, Sunday)</u>	100.00 Hour	100.00 Hour	0.00%
m. <u>Corporate: 12 Midnight - 1 am (Friday, Saturday)</u>	110.00 Hour	110.00 Hour	0.00%
3 <u>Japanese Garden with Garden Room (2-Hour Minimum for Every Day)</u>			
a. <u>Resident: 6 am - 12 Midnight (Monday - Thursday)</u>	130.00 Hour	130.00 Hour	0.00%
b. <u>Resident: 6 am - 12 Midnight (Friday, Saturday, Sunday)</u>	<u>NEW</u>	130.00 Hour	
c. <u>Resident: 12 Midnight - 1 am (Friday, Saturday)</u>	<u>NEW</u>	160.00 Hour	
d. <u>Garden Club: 6 am - 12 Midnight (Monday - Sunday)</u>	<u>NEW</u>	50.00 Hour	
e. <u>Nonresident: 6 am - 12 Midnight (Monday - Thursday)</u>	156.00 Hour	156.00 Hour	0.00%



**City of Oakland
Master Fee Schedule**

Effective July 1, 2018

PARKS & RECREATION

EE DESCRIPTION	CURRENT FEE	PROPOSED	% CHANGE
	(FY 2017-18)	(FY 2018-19)	
	FEE UNIT	FEE UNIT	
f. <u>Nonresident: 6 am - 12 Midnight (Friday, Saturday, Sunday)</u>	NEW	156.00 Hour	
g. <u>Nonresident: 12 Midnight - 1 am (Friday, Saturday)</u>	NEW	190.00 Hour	
h. <u>Non-Profit: 6 am - 12 Midnight (Monday - Thursday)</u>	NEW	104.00 Hour	
i. <u>Non-Profit: 6 am - 12 Midnight (Friday, Saturday, Sunday)</u>	NEW	104.00 Hour	
j. <u>Non-Profit: 12 Midnight - 1 am (Fridays, Saturdays)</u>	NEW	134.00 Hour	
k. <u>Corporate: 6 am - 12 Midnight (Monday - Thursday)</u>	175.00 Hour	175.00 Hour	0.00%
l. <u>Corporate: 6 am - 12 Midnight (Friday, Saturday, Sunday)</u>	195.00 Hour	195.00 Hour	0.00%
m. <u>Corporate: 12 Midnight - 1 am (Friday, Saturday)</u>	215.00 Hour	215.00 Hour	0.00%
4 <u>Garden Center - Entire Building - Vista, Ebell, Garden Rooms and Large Kitchen (4-Hour Minimum for Every Day)</u>			
a. <u>Resident: 6 am - 12 Midnight (Monday - Thursday)</u>	260.00 Hour	260.00 Hour	0.00%
b. <u>Resident: 6 am - 12 Midnight (Friday, Saturday, Sunday)</u>	260.00 Hour	260.00 Hour	0.00%
c. <u>Resident: 12 Midnight - 1 am (Friday, Saturday)</u>	270.00 Hour	270.00 Hour	0.00%
d. <u>Garden Club: 6 am - 12 Midnight (Monday - Sunday)</u>	NEW	125.00 Hour	
e. <u>Nonresident: 6 am - 12 Midnight (Monday - Thursday)</u>	320.00 Hour	320.00 Hour	0.00%
f. <u>Nonresident: 6 am - 12 Midnight (Friday, Saturday, Sunday)</u>	320.00 Hour	320.00 Hour	0.00%
g. <u>Nonresident: 12 Midnight - 1 am (Friday, Saturday)</u>	340.00 Hour	340.00 Hour	0.00%
h. <u>Non-Profit: 6 am - 12 Midnight (Monday - Thursday)</u>	NEW	208.00 Hour	
i. <u>Non-Profit: 6 am - 12 Midnight (Friday, Saturday, Sunday)</u>	NEW	208.00 Hour	
j. <u>Non-Profit: 12 Midnight - 1 am (Fridays, Saturdays)</u>	NEW	216.00 Hour	
k. <u>Corporate: 6 am - 12 Midnight (Monday - Thursday)</u>	NEW	384.00 Hour	
l. <u>Corporate: 6 am - 12 Midnight (Friday, Saturday, Sunday)</u>	NEW	384.00 Hour	
m. <u>Corporate: 12 Midnight - 1 am (Friday, Saturday)</u>	NEW	408.00 Hour	
4 <u>Garden Clubs Rental Rates Core Groups (4-Hour Minimum for Every Day)</u>			
a. <u>Vista Room; Ebell Room - 8 a.m. - 12 Midnight</u>	30.00 Hour	30.00 Hour	0.00%
b. <u>Japanese Garden; Garden Room - 8 a.m. - 12 Midnight</u>	25.00 Hour	25.00 Hour	0.00%
c. <u>Entire Building except Library & Kitchens - 6 a.m. - 8 a.m.</u>	70.00 Hour	70.00 Hour	0.00%



**City of Oakland
Master Fee Schedule**

Effective July 1, 2018

PARKS & RECREATION

FEE DESCRIPTION	CURRENT FEE (FY 2017-18)		PROPOSED (FY 2018-19)		% CHANGE
	FEE	UNIT	FEE	UNIT	
d. Entire Building Except Library & Kitchens —8 a.m.—12 Midnight	75.00	Hour	75.00	Hour	0.00%
e. Small Kitchen	30.00	Per Use	30.00	Per Use	0.00%
f. Large Kitchen	50.00	Per Use	50.00	Per Use	0.00%
g. Locker	35.00	Per Year	35.00	Per Year	0.00%
2 Private Group Rental Rates (4-Hour Minimum for Every Day)					
a. Vista Room; Ebell Room-Residents:- 6 am—8 am	75.00	Hour	75.00	Hour	0.00%
b. Vista Room; Ebell Room-Residents-Weekday- (Monday thru Thursday) 8 am—12 Midnight	85.00	Hour	85.00	Hour	0.00%
c. Vista Room; Ebell Room-Residents-Weekend- (Friday-Sunday) 8 am—12 Midnight	95.00	Hour	95.00	Hour	0.00%
d. Vista Room; Ebell Room-Residents:- (Friday/Saturday) 12 Midnight—1 am	110.00	Hour	110.00	Hour	0.00%
e. Vista Room; Ebell Room-Nonresidents:- 6 am—8 am	90.00	Hour	90.00	Hour	0.00%
f. Vista Room; Ebell Room-Nonresidents:- 8 am—12 Midnight (Monday-Thursday)	102.00	Hour	102.00	Hour	0.00%
g. Vista Room; Ebell Room-Nonresidents-Weekend- (Friday-Sunday); 8 am-12 Midnight	114.00	Hour	114.00	Hour	0.00%
h. Vista Room; Ebell Room-Nonresidents:- (Friday/Saturday) 12 Midnight—1 am	132.00	Hour	132.00	Hour	0.00%
i. Garden Room-Residents:- 6 am—8 am	65.00	Hour	65.00	Hour	0.00%
k. Garden Room-Residents-Weekend- 8 am—12 Midnight, (Friday-Sunday)	80.00	Hour	80.00	Hour	0.00%
l. Garden Room-Residents-Weekend- (Friday-Sunday) 12 Midnight—1 am	90.00	Hour	90.00	Hour	0.00%
m. Garden Room-Nonresidents; 6 am—8 am	72.00	Hour	72.00	Hour	0.00%
n. Garden Room-Nonresidents-Weekday (Monday- Thursday) 8 am—12 Midnight	90.00	Hour	90.00	Hour	0.00%
o. Garden Room-Nonresidents-Weekends; (Friday- Sunday) 8 am—12 Midnight	96.00	Hour	96.00	Hour	0.00%
p. Garden Room-Nonresidents-Weekends;- (Friday/Saturday) 12 Midnight—1 am	108.00	Hour	108.00	Hour	0.00%
q. Japanese Garden with Garden Room-Residents;- 8 am—12 Midnight	130.00	Hour	130.00	Hour	0.00%
r. Japanese Garden with Garden Room- Nonresidents; 8 am—12 Midnight	156.00	Hour	156.00	Hour	0.00%
s. Garden Rm., Vista Rm., Ebell Rm. & Large Kitchen-Residents; 6 am—8 am	250.00	Hour	250.00	Hour	0.00%
t. Garden Rm., Vista Rm., Ebell Rm. & Large Kitchen-Residents; 8 am—12 Midnight	260.00	Hour	260.00	Hour	0.00%
u. Garden Rm., Vista Rm., Ebell Rm. & Large Kitchen-Residents; 12 Midnight—1 am	270.00	Hour	270.00	Hour	0.00%
v. Garden Rm., Vista Rm., Ebell Rm. & Large Kitchen-Nonresidents; 6 am—8 am	340.00	Hour	340.00	Hour	0.00%
w. Garden Rm., Vista Rm., Ebell Rm. & Large Kitchen-Nonresidents; 8 am-12 Midnight	320.00	Hour	320.00	Hour	0.00%
x. Garden Rm., Vista Rm., Ebell Rm. & Large Kitchen-Nonresidents; 12 Midnight—1 am	340.00	Hour	340.00	Hour	0.00%
3 Non-Profit Organizations, Per-Room-Rate					



**City of Oakland
Master Fee Schedule**

Effective July 1, 2018

PARKS & RECREATION

FEE DESCRIPTION	CURRENT FEE	PROPOSED	%
	(FY 2017-18)	(FY 2018-19)	
	FEE UNIT	FEE UNIT	CHANGE
a. Non-Profit Organizations, Monday-Thursday, 8-am-12-Midnight	65.00 Hour	65.00 Hour	0.00%
b. Non-Profit Organizations, Friday-Sunday, 8-am-12-Midnight	75.00 Hour	75.00 Hour	0.00%
4 Corporate Organizations, Per-Room-Rate			
a. Vista Room; Ebell Room 6 am-8 am	95.00 Hour	95.00 Hour	0.00%
b. Vista Room; Ebell Room, Weekdays (Monday-Thursday) 8 am-12-Midnight	110.00 Hour	110.00 Hour	0.00%
c. Vista Room; Ebell Room Weekends (Friday/Saturday) 8 am-12-Midnight	120.00 Hour	120.00 Hour	0.00%
d. Vista Room; Ebell Room Weekends (Friday/Saturday) 12-Midnight-1am	140.00 Hour	140.00 Hour	0.00%
e. Garden Room 6 am-8 am	75.00 Hour	75.00 Hour	0.00%
f. Garden Room, Weekdays (Monday-Thursday) 8 am-12-Midnight	95.00 Hour	95.00 Hour	0.00%
g. Garden Room Weekends (Friday-Sunday) 8 am-12-Midnight	100.00 Hour	100.00 Hour	0.00%
h. Garden Room Weekends (Friday/Saturday) 12-Midnight-1 am	110.00 Hour	110.00 Hour	0.00%
i. Japanese Garden with Garden Room Weekdays (Monday-Thursday) 8 am-12-Midnight	175.00 Hour	175.00 Hour	0.00%
j. Japanese Garden with Garden Room Weekends (Friday-Sunday) 8 am-12-Midnight	195.00 Hour	195.00 Hour	0.00%
k. Japanese Garden with Garden Room Weekends (Friday/Saturday) 12-Midnight-1 am	245.00 Hour	245.00 Hour	0.00%
5 Kitchen Use (4 Hour Minimum Every Day)			
a. Small Kitchen-Resident/Non-profit			
1 With Room Rental	50.00 Use	50.00 Use	0.00%
2 Without Room Rental	50.00 Hour	50.00 Hour	0.00%
b. Small Kitchen-Nonresident/Corporate			
1 With Room Rental	60.00 Hour	60.00 Hour	0.00%
2 Without Room Rental	60.00 Use	60.00 Use	0.00%
c. <u>Small Kitchen - Garden Clubs</u>	<u>NEW</u>	<u>30.00 Use</u>	-
d. Large Kitchen-Resident/Non-profit			
1 With Room Rental	125.00 Use	125.00 Use	0.00%
2 Without Room Rental	100.00 Hour	100.00 Hour	0.00%
e. Large Kitchen-Nonresident/Corporate			
1 With Room Rental	145.00 Use	145.00 Use	0.00%
2 Without Room Rental	120.00 Hour	120.00 Hour	0.00%
f. <u>Large Kitchen - Garden Clubs</u>	<u>NEW</u>	<u>50.00 Use</u>	-
9 Lockers - Garden Clubs	<u>NEW</u>	<u>35.00 Year</u>	-
9 Cancellation (Residents/Nonresidents/Corporate)			
a. 61-Days or More Notice	Forfeit 1/2 Room/Day Deposit	DELETE	0.00%
b. 31-60 Days Notice	Forfeit Deposit Room/Day	DELETE	0.00%
c. 11-30 Days Notice	Forfeit Deposit Room/Day plus 1/2-Rental Fees	DELETE	0.00%
d. 10-Days or Less Notice	Forfeit All Fees Room/Day	DELETE	0.00%



City of Oakland
Master Fee Schedule
Effective July 1, 2018

PARKS & RECREATION

FEE DESCRIPTION	CURRENT FEE (FY 2017-18)		PROPOSED (FY 2018-19)		%
	FEE	UNIT	FEE	UNIT	
e. Recreation Centers and Studio One Arts Center (2 hr minimum for every day)					
1 <u>Multipurpose Room (2-Hour Minimum)</u>					
a. <u>Resident: Monday - Thursday</u>	50.00-60.00	Hour	50.00-60.00	Hour	
b. <u>Resident: Friday, Saturday, Sunday</u>	60.00-75.00	Hour	60.00-75.00	Hour	
c. <u>Nonresident: Monday - Thursday</u>	60.00-72.00	Hour	60.00-72.00	Hour	
d. <u>Nonresident: Friday, Saturday, Sunday</u>	72.00-90.00	Hour	72.00-90.00	Hour	
e. <u>Non-Profit: Monday - Thursday</u>	40.00	Hour	40.00	Hour	0.00%
f. <u>Non-Profit: Friday, Saturday, Sunday</u>	50.00	Hour	50.00	Hour	0.00%
g. <u>Corporate: Monday - Thursday</u>	75.00-90.00	Hour	75.00-90.00	Hour	
h. <u>Corporate: Friday, Saturday, Sunday</u>	80.00-100.00	Hour	80.00-100.00	Hour	
2 <u>Meeting Room (2-Hour Minimum)</u>					
a. <u>Resident: Monday - Thursday</u>	40.00	Hour	40.00	Hour	0.00%
b. <u>Resident: Friday, Saturday, Sunday</u>	50.00	Hour	50.00	Hour	0.00%
c. <u>Nonresident: Monday - Thursday</u>	48.00	Hour	48.00	Hour	0.00%
d. <u>Nonresident: Friday, Saturday, Sunday</u>	60.00	Hour	60.00	Hour	0.00%
e. <u>Non-Profit: Monday - Thursday</u>	15.00	Hour	15.00	Hour	0.00%
f. <u>Non-Profit: Friday, Saturday, Sunday</u>	20.00	Hour	20.00	Hour	0.00%
g. <u>Corporate: Monday - Thursday</u>	50.00	Hour	50.00	Hour	0.00%
h. <u>Corporate: Friday, Saturday, Sunday</u>	60.00	Hour	60.00	Hour	0.00%
3 <u>Gymnasium, Practice (2-Hour Minimum)</u>					
a. <u>Resident: Monday - Thursday</u>	50.00	Hour	50.00	Hour	0.00%
b. <u>Resident: Friday, Saturday, Sunday</u>	60.00	Hour	60.00	Hour	0.00%
c. <u>Nonresident: Monday - Thursday</u>	60.00	Hour	60.00	Hour	0.00%
d. <u>Nonresident: Friday, Saturday, Sunday</u>	72.00	Hour	72.00	Hour	0.00%
e. <u>Non-Profit: Monday - Thursday</u>	45.00	Hour	45.00	Hour	0.00%
f. <u>Non-Profit: Friday, Saturday, Sunday</u>	55.00	Hour	55.00	Hour	0.00%
g. <u>Corporate: Monday - Thursday</u>	90-110	Hour	90-110	Hour	0.00%
h. <u>Corporate: Friday, Saturday, Sunday</u>	120-150	Hour	120-150	Hour	0.00%
4 <u>Gymnasium, Games, Non-Sporting Events (2-Hour)</u>					
a. <u>Resident: Monday - Thursday</u>	COMBINE		60.00-125.00	Hour	
b. <u>Resident: Friday, Saturday, Sunday</u>	COMBINE		75.00-174.00	Hour	
c. <u>Nonresident: Monday - Thursday</u>	COMBINE		72.00-150.00	Hour	
d. <u>Nonresident: Friday, Saturday, Sunday</u>	COMBINE		90.00-174.00	Hour	
e. <u>Non-Profit: Monday - Thursday</u>	COMBINE		55.00- 90.00	Hour	
f. <u>Non-Profit: Friday, Saturday, Sunday</u>	COMBINE		68.00-120.00	Hour	
g. <u>Corporate: Monday - Thursday</u>	COMBINE		150.00-187.00	Hour	
h. <u>Corporate: Friday, Saturday, Sunday</u>	COMBINE		195.00-217.00	Hour	
5 <u>Great/Upper Hall/Theater (2-Hour Minimum)</u>					
a. <u>Resident: Monday - Friday, 8am - 8pm</u>	78.00	Hour	78.00	Hour	0.00%
b. <u>Resident: Friday (8pm-12 Midnight), Saturday/Sunday (9 am-12 Midnight)</u>	80.00	Hour	80.00	Hour	0.00%
c. <u>Resident: 12 Midnight - 1 am (Friday/Saturday)</u>	200.00	Hour	200.00	Hour	0.00%
d. <u>Nonresident: Monday - Friday, 8am - 8pm</u>	78.00	Hour	78.00	Hour	0.00%



**City of Oakland
Master Fee Schedule**

Effective July 1, 2018

PARKS & RECREATION

EE DESCRIPTION	CURRENT FEE	FEE UNIT	PROPOSED	%
	(FY 2017-18)		(FY 2018-19)	
			FEE UNIT	CHANGE
e. <u>Nonresident: Friday (8pm-12 Midnight), Saturday/Sunday (9 am-12 Midnight)</u>	96.00	Hour	96.00 Hour	0.00%
f. <u>Nonresident: 12 Midnight - 1 am (Friday/Saturday)</u>	240.00	Hour	240.00 Hour	0.00%
g. <u>Corporate: Monday - Thursday</u>	NEW		117.00 Hour	
h. <u>Corporate: Friday, Saturday, Sunday</u>	NEW		120.00 Hour	
6 <u>Patio (2-Hour Minimum)</u>				
a. <u>Resident</u>	40.00-65.00	Hour	40.00-65.00 Hour	
b. <u>Non- Resident</u>	48.00-78.00	Hour	48.00-78.00 Hour	
c. <u>Non-Profit</u>	NEW		<u>32.00-52.00 Hour</u>	
d. <u>Corporate</u>	NEW		<u>60.00-98.00 Hour</u>	
7 <u>Courtyard (2-Hour Minimum)</u>				
a. <u>Resident</u>	100.00	Hour	100.00 Hour	0.00%
b. <u>Non- Resident</u>	120.00	Hour	120.00 Hour	0.00%
c. <u>Non-Profit</u>	NEW		<u>80.00 Hour</u>	
d. <u>Corporate</u>	NEW		<u>150.00 Hour</u>	
1 Resident Rates				
a. <u>Multipurpose Room M-Th</u>	50.00-60.00	Hour	50.00-60.00 Hour	0.00%
b. <u>Multipurpose Room Friday, Saturday, Sunday</u>	60.00-75.00	Hour	60.00-75.00 Hour	0.00%
c. <u>Meeting Room M-Th</u>	40.00	Hour	40.00 Hour	0.00%
d. <u>Meeting Room Friday 8 pm-12am, Saturday, Sunday</u>	50.00	Hour	50.00 Hour	0.00%
e. <u>Gymnasium (Practice) M-Th 8am-8pm</u>	50.00	Hour	50.00 Hour	0.00%
f. <u>Gymnasium (Practice) Friday 8pm-12am, Saturday, Sunday</u>	60.00	Hour	60.00 Hour	0.00%
g. <u>Gymnasium (Games) M-Th 8am-8pm</u>	60.00	Hour	60.00 Hour	0.00%
h. <u>Gymnasium (Games) Friday 8pm-12am, Saturday, Sunday</u>	75.00	Hour	75.00 Hour	0.00%
i. <u>Gymnasium (Non-Sporting-Event) M-F 8am-8pm</u>	100.00-125.00	Hour	100.00-125.00 Hour	0.00%
j. <u>Gymnasium (Non-Sporting-Event) Friday 8pm-12pm, Saturday, Sunday</u>	156.00-174.00	Hour	156.00-174.00 Hour	0.00%
k. <u>Great/Upper Hall/Theater M-Th 8am-8pm</u>	78.00	Hour	78.00 Hour	0.00%
l. <u>Great/Upper Hall/Theater Fri 8pm-12am, Sat or Sun 9am-12am</u>	80.00	Hour	80.00 Hour	0.00%
m. <u>Great/Upper Hall/Theater Overtime to 1am</u>	200.00	Hour	200.00 Hour	0.00%
n. <u>Patio</u>	40.00-65.00	Hour	40.00-65.00 Hour	
o. <u>Courtyard</u>	100.00	Hour	100.00 Hour	0.00%
2 Non-Resident Rates				
a. <u>Multipurpose Room M-Th</u>	60.00-72.00	Hour	60.00-72.00 Hour	0.00%
b. <u>Multipurpose Room Friday, Saturday, Sunday</u>	72.00-90.00	Hour	72.00-90.00 Hour	0.00%
c. <u>Meeting Room M-Th</u>	48.00	Hour	48.00 Hour	0.00%
d. <u>Meeting Room Friday, Saturday, Sunday</u>	60.00	Hour	60.00 Hour	0.00%
e. <u>Gymnasium (Practice) M-Th 8am-8pm</u>	60.00	Hour	60.00 Hour	0.00%
f. <u>Gymnasium (Practice) Friday 8pm-12am, Saturday, Sunday</u>	72.00	Hour	72.00 Hour	0.00%
g. <u>Gymnasium (Games) M-Th 8am-8pm</u>	72.00	Hour	72.00 Hour	0.00%



**City of Oakland
Master Fee Schedule**

Effective July 1, 2018

PARKS & RECREATION

FEE DESCRIPTION	CURRENT FEE (FY 2017-18)		PROPOSED (FY 2018-19)		% CHANGE
	FEE	UNIT	FEE	UNIT	
h. Gymnasium (Practice) Friday 8pm - 12am, Saturday, Sunday	90.00	Hour	90.00	Hour	0.00%
i. Gymnasium (Non-Sporting-Event) M-Th 8am - 8pm	120.00-150.00	Hour	120.00-150.00	Hour	0.00%
j. Gymnasium (Non-Sporting-Event) Friday 8pm - 12pm, Saturday, Sunday	156.00-174.00	Hour	156.00-174.00	Hour	0.00%
k. Great/Upper Hall/Theater M-Th 8am - 8pm	78.00	Hour	78.00	Hour	0.00%
l. Great/Upper Hall/Theater Fri 8pm - 12am, Sat, Sun 9am - 12am	96.00	Hour	96.00	Hour	0.00%
m. Great/Upper Hall/Theater Overtime to 1am	240.00	Hour	240.00	Hour	0.00%
n. Patio	48.00-78.00	Hour	48.00-78.00	Hour	0.00%
o. Courtyard	120.00	Hour	120.00	Hour	0.00%
3 Non-Profit Groups					
a. Multipurpose Room M-Th 8am - 8pm	40.00	Hour	40.00	Hour	0.00%
b. Multipurpose Room Friday 8pm - 12am, Saturday, Sunday	50.00	Hour	50.00	Hour	0.00%
c. Meeting Room M-Th 8am - 8pm	15.00	Hour	15.00	Hour	0.00%
d. Meeting Room Friday 8pm - 12am, Saturday, Sunday	20.00	Hour	20.00	Hour	0.00%
e. Gymnasium (Practice) M-Th 8am - 8pm	45.00	Hour	45.00	Hour	0.00%
f. Gymnasium (Practice) Friday 8pm - 12am, Saturday, Sunday	55.00	Hour	55.00	Hour	0.00%
g. Gymnasium (Games) M-Th 8am - 8pm	55.00	Hour	55.00	Hour	0.00%
h. Gymnasium (Games) Friday 8pm - 12pm, Saturday, Sunday	68.00	Hour	68.00	Hour	0.00%
i. Gymnasium (Non-Sporting-Event) M-Th 8am - 8pm	90.00	Hour	90.00	Hour	0.00%
j. Gymnasium (Non-Sporting-Event) Friday 8pm - 12pm, Saturday, Sunday	120.00	Hour	120.00	Hour	0.00%
4 Corporate					
a. Multipurpose Room M-Th 8am - 8pm	75.00-90.00	Hour	75.00-90.00	Hour	0.00%
b. Multipurpose Room Friday 8pm - 12am, Saturday, Sunday	80.00-100.00	Hour	80.00-100.00	Hour	0.00%
c. Meeting Room M-Th 8am - 8pm	50.00	Hour	50.00	Hour	0.00%
d. Meeting Room Friday 8pm - 12am, Saturday, Sunday	60.00	Hour	60.00	Hour	0.00%
e. Gymnasium (Practice) M-Th, 8am - 8pm	90.00-110.00	Hour	90.00-110.00	Hour	0.00%
f. Gymnasium (Practice) Friday 8am - 8pm, Saturday, Sunday	120.00-150.00	Hour	120.00-150.00	Hour	0.00%
g. Gymnasium (Games/Non-Sporting-Events) M-Th 8am - 8pm	150.00-187.000	Hour	150.00-187.000	Hour	0.00%
h. Gymnasium (Games/Non-Sporting-Events) Friday 8pm - 12am, Saturday, Sunday	195.00-217.00	Hour	195.00-217.00	Hour	0.00%
5 Kitchen (2-Hour Minimum)					
a. With Room Rental	50.00-100.00	Use	50.00-100.00	Use	0.00%
b. Without Room Rental	50.00-100.00	Hour	50.00-100.00	Hour	0.00%
6 Cancellation (Residents/Nonresidents)					
a. 61 Days or More Notice	Forfeit 1/2 Event Deposit		DELETE		0.00%
b. 31 to 60 Days Notice	Forfeit Deposit Event		DELETE		0.00%



City of Oakland
Master Fee Schedule
Effective July 1, 2018

PARKS & RECREATION

FEE DESCRIPTION	CURRENT FEE (FY 2017-18)		PROPOSED (FY 2018-19)		% CHANGE
	FEE	UNIT	FEE	UNIT	
c. 11 to 30 Days Notice	Forfeit Deposit Event plus 1/2 Rental Fees		DELETE		0.00%
d. 10 Days or Less Notice	Forfeit All Fees Event		DELETE		0.00%
f. Ranger Station Lobby (2 Hour Minimum)					
5 Cancellation					
a. 61 Days or More Notice	Forfeit 1/2 Day Deposit		DELETE		0.00%
b. 31 to 60 Days Notice	Forfeit Entire Day Deposit		DELETE		0.00%
e. 11 to 30 Days Notice	Forfeit Deposit Event Plus 1/2 Rental Fees		DELETE		0.00%
d. 10 Days or Less Notice	Forfeit all Fees Event		DELETE		0.00%
g. Joaquin Miller Community Center (2-Hour Minimum Required for Everyday, Except as Noted)					
8 Cancellation					
a. 61 Days or More Notice	Forfeit 1/2 Day Deposit		DELETE		0.00%
b. 31 to 60 Days Notice	Forfeit Entire Day Deposit		DELETE		0.00%
c. 11 to 30 Days Notice	Forfeit Deposit Event Plus 1/2 Rental Fees		DELETE		0.00%
d. 10 Days or Less Notice	Forfeit all Fees Event		DELETE		0.00%
h. Lake Chabot Golf Course Clubroom (4 Hour Minimum)					
3 Cancellation					
a. 61 Days or More Notice	Forfeit 1/2 Day Deposit		DELETE		0.00%
b. 31 to 60 Days Notice	Forfeit Entire Day Deposit		DELETE		0.00%
c. 11 to 30 Days Notice	Forfeit Deposit Event Plus 1/2 Rental Fees		DELETE		0.00%
d. 10 Days or Less Notice	Forfeit all Fees Event		DELETE		0.00%
2 Outdoor					
a. Morcom Rose Garden (2-Hour Minimum Required) 9 am - 8 pm, Mother's Day-October 31 Residents Cascading Falls, Pool Area, Florentine Garden, Upper Garden w/Platform, Undesignated Area					
4 Cancellation					
a. 61 Days or More Notice	Forfeit 1/2 Day Deposit		DELETE		0.00%
b. 31 to 60 Days Notice	Forfeit Entire Day Deposit		DELETE		0.00%
c. 11 to 30 Days Notice	Forfeit Deposit Event Plus 1/2 Rental Fees		DELETE		0.00%
d. 10 Days or Less Notice	Forfeit all Fees Event		DELETE		0.00%



City of Oakland
Master Fee Schedule
Effective July 1, 2018

PARKS & RECREATION

FEE DESCRIPTION	CURRENT FEE	PROPOSED	%
	(FY 2017-18)	(FY 2018-19)	
	FEE UNIT	FEE UNIT	CHANGE
b. Morcom Rose Garden (2-Hour Minimum Required)			
9 am - 8 pm, Mother's Day-October 31 Non-Residents Cascading Falls, Pool Area, Florentine Garden, Upper Garden w/Platform, Undesignated Area			
4 Cancellation			
a. 61-Days or More Notice	Forfeit 1/2 Day Deposit	DELETE	0.00%
b. 31 to 60-Days Notice	Forfeit Entire Day Deposit	DELETE	0.00%
c. 11 to 30-Days Notice	Forfeit Deposit Event Plus 1/2-Rental Fees	DELETE	0.00%
d. 10-Days or Less Notice	Forfeit all-Fees Event	DELETE	0.00%
c. Woodminster Amphitheater			
6 Cancellation			
a. 61-Days or More Notice	Forfeit 1/2 Day Deposit	DELETE	0.00%
b. 31-60-Days Notice	Forfeit Entire Day Deposit	DELETE	0.00%
c. 11-31-Days Notice	50% of Rental Event Fee	DELETE	0.00%
d. 10-Days or Less Notice	Forfeit all-Fees Event	DELETE	0.00%
3 Other Facilities - Commercial Rates (Filming, Photography, Equipment Storage, etc.)			
d. Cancellation			
1 61-Days or More Notice	Forfeit 1/2 Day/Site Deposit	DELETE	0.00%
2 31-60-Days Notice	Forfeit Entire Day/Site Deposit	DELETE	0.00%
3 11-30-Days Notice	Forfeit Deposit Day/Site Plus 1/2-Rental Fees	DELETE	0.00%
4 10-Days or Less Notice	Forfeit all-Fees Day/Site	DELETE	0.00%
D. SERVICE FEES			
18 Recreation-SoftwWare / Special Events Administrative Fee	1.00-10.00 Transaction	1.00-10.00 Transaction	

WALONGA CASQUELOURD CENTER

A. MAIN STAGE/THEATER

AA. CHAIRS

1 General	2.00 Hour	2.00 Hour Chair	0.00%
-----------	-----------	-----------------	-------

RECREATION SERVICES

B. CAMPS

1 Recreation Day Camps & Overnight Camps	25.00-250.00 Person	25.00-350.00 Person	40.00%
--	---------------------	---------------------	--------

H. EAST OAKLAND SPORTS CENTER

11 Pool Reservation (2-Hour Minimum)

a. Private Use with Lifeguard Service and Party Room - Resident	350.00 Hour	420.00 Hour	20.00%
---	-------------	-------------	--------



City of Oakland
Master Fee Schedule
Effective July 1, 2018

PARKS & RECREATION

FEE DESCRIPTION	CURRENT FEE (FY 2017-18)		PROPOSED (FY 2018-19)		.% CHANGE
	FEE	UNIT	FEE	UNIT	
b. Private Use with Lifeguard Service <u>and Party Room</u> - Non-Resident	420.00	Hour	504.00	Hour	20.00%
c. Private Use with Lifeguard Service <u>and Party Room</u> - Oakland Non-Profit Organization	280.00	Hour	350.00	Hour	25.00%
13 Shade Structure Reservation					
a. Single Structure Reservation (Pine Grove or Meadow Hill)	50.00	Hour	50.00	Hour	0.00%
b. Double Structure Reservation (Both structures during same rental time)	120.00	Hour	120.00	Hour	0.00%

Oakland Public Works

FY 2018-19 MASTER FEE SCHEDULE

EXHIBIT A: A-7
Oakland Public Works



**City of Oakland
Master Fee Schedule**

Effective July 1, 2018

PUBLIC WORKS

FEE DESCRIPTION	CURRENT FEE (FY 2017-18)		PROPOSED FEE (FY 2018-19)		%	Justification for Fee Change
	FEE	UNIT	FEE	UNIT		
FACILITIES & ENVIRONMENT						
FACILITIES SERVICES						
A. FACILITIES USAGE FEE						
1 Security Guard Services						
a. Regular Rate	23.34	Hour	23.34	Hour	0.00%	No Change
b. Holiday/Overtime Rate	35.01	Hour	35.01	Hour	0.00%	No Change
2 Custodian Services	61.33	Hour	66.85	Hour	9.00%	Adjusted for Current Staffing Cost
3 Custodial Services Supervisor 1						
a. Normal Operating Hours	93.38	Hour	101.79	Hour	9.01%	Adjusted for Current Staffing Cost
4 Stationary Engineering Services						
a. Normal Operating Hours	104.06	Hour	113.42	Hour	8.99%	Adjusted for Current Staffing Cost
5 Chief Stationary Engineer						
a. Normal Operating Hours	137.99	Hour	150.41	Hour	9.00%	Adjusted for Current Staffing Cost
6 Non-City Event Public Address/Sound System/Podium Set-Up	52.00	Hour	52.00	Hour	0.00%	No Change
7 Room Rental						
a. City Hall Hearing Room (Two-Hour Minimum)	104.00	Hour	104.00	Hour	0.00%	No Change
b. City Hall 1st or 3rd Floor Lobby Or Mezzanine, Each (Two-Hour Minimum)	104.00	Hour	104.00	Hour	0.00%	No Change
c. Kitchen Use in Civic Center Complex facility	67.60	Hour	67.60	Hour	0.00%	No Change
d. Lionel J Wilson Building Lobby (Two-Hour Minimum)	104.00	Hour	104.00	Hour	0.00%	No Change
e. Dalziel Building Lobby (Two-Hour Minimum)	104.00	Hour	104.00	Hour	0.00%	No Change
8 Overtime Service Fee for Billing Outside Parties or Agencies for Work Performed	Actual Cost		Actual Cost			
B. REPAIRS FOR DAMAGE TO CITY PROPERTY						
1 Maintenance Mechanic						
a. Normal Operating Hours	90.42	Hour	98.56	Hour	9.00%	Adjusted for Current Staffing Cost
2 Plumber						
a. Normal Operating Hours	111.08	Hour	121.08	Hour	9.00%	Adjusted for Current Staffing Cost
3 Carpenter						
a. Normal Operating Hours	104.08	Hour	113.45	Hour	9.00%	Adjusted for Current Staffing Cost
4 Electrician						
a. Normal Operating Hours	113.96	Hour	124.21	Hour	8.99%	Adjusted for Current Staffing Cost
5 Construction & Maintenance Mechanic						
a. Normal Operating Hours	104.08	Hour	113.45	Hour	9.00%	Adjusted for Current Staffing Cost
6 Painter						
a. Normal Operating Hours	104.06	Hour	113.42	Hour	8.99%	Adjusted for Current Staffing Cost



**City of Oakland
Master Fee Schedule**

Effective July 1, 2018

PUBLIC WORKS

FEE DESCRIPTION	CURRENT FEE	PROPOSED FEE	%	Justification for Fee Change
	(FY 2017-18)	(FY 2018-19)		
	FEE UNIT	FEE UNIT	CHANGE	
7 Material	Actual Cost	Actual Cost		Actual Cost
KEEP OAKLAND CLEAN & BEAUTIFUL				
A. SERVICE FEE FOR BILLING OUTSIDE PARTIES OR AGENCIES FOR WORK PERFORMED				
1 Painter	104.06 Hour	113.42 Hour	8.99%	Adjusted for Current Staffing Cost
2 Street Sweeper Operator	88.06 Hour	96.42 Hour	9.49%	Adjusted for Current Staffing Cost
3 Street Maintenance Leader	93.85 Hour	102.30 Hour	9.00%	Adjusted for Current Staffing Cost
4 Public Works Maintenance Worker	73.86 Hour	80.51 Hour	9.00%	Adjusted for Current Staffing Cost
5 All Other Staff	Actual Cost	Actual Cost		
6 Materials	Actual Cost	Actual Cost		
B. OVERTIME SERVICE FEE FOR BILLING OUTSIDE PARTIES OR AGENCIES FOR WORK PERFORMED				
	Actual Cost	Actual Cost		
C. REMOVAL AND DISPOSAL OF ILLEGAL DUMPING				
1 Trash, Debris and Garbage (1 Hour Minimum)	Actual Cost	Actual Cost		Actual Cost
2 Abuse of Litter Container Fee	Actual Cost	Actual Cost		Actual Cost
D. REMOVAL OF ILLEGALLY PLACED ADVERTISING MATERIALS AND GRAFFITI FROM CITY FACILITIES				
1 Removal and Restoration (Two Hour Minimum)	208.11 2 Hours	226.84 2 Hours	9.00%	Adjusted for Current Staffing Cost
E. BARRICADES AND SAFETY BARRIERS				
1 Rental Fee				
a. 18" Cone	1.00 Each Per Day	1.00 Each Per Day		Market Rate
b. Barricade (Delivery & Pick-up)				
1 Request	252.00 Request	274.21 Request	8.81%	Adjusted for Current Staffing Cost
2 Barricade Rental	2.25 Each Per Day	2.25 Each Per Day	0.00%	
c. Special Event Crowd Control Barriers (Delivery & Pick-up)				
1 Request	419.00 Request	457.00 Request	9.07%	Adjusted for Current Staffing Cost
2 Charge per barrier	7.75 Barrier / Day	7.75 Barrier / Day	0.00%	Market Rate
3 Paper No Parking Signs	0.30 per sign	0.30 per sign	0.00%	Actual Cost
2 Replacement of Lost or Damaged Safety Barriers				
a. 18" Cone	11.00 Each	11.00 Each	0.00%	Actual Cost
b. Barricade	92.00 Each	92.00 Each	0.00%	Actual Cost
c. Barrier	185.00 Each	185.00 Each	0.00%	Actual Cost
PARK MAINTENANCE				
A. SERVICE FEE FOR REPAIRING DAMAGE TO LANDSCAPING AND PLANTS (OTHER THAN TREES)				
1 Gardener Crew Leader	88.54 Hour	96.51 Hour	9.00%	Adjusted for Current Staffing Cost



**City of Oakland
Master Fee Schedule**

Effective July 1, 2018

PUBLIC WORKS

FEE DESCRIPTION	CURRENT FEE (FY 2017-18)		PROPOSED FEE (FY 2018-19)		%	Justification for Fee Change
	FEE	UNIT	FEE	UNIT		
2 Gardener II	74.63	Hour	81.35	Hour	9.00%	Adjusted for Current Staffing Cost
3 Park Attendant (PT)	33.34	Hour	36.34	Hour	9.00%	Adjusted for Current Staffing Cost
4 Park Supervisor II	117.95	Hour	128.56	Hour	9.00%	Adjusted for Current Staffing Cost
5 Park Supervisor I	113.52	Hour	123.74	Hour	9.00%	Adjusted for Current Staffing Cost
6 Irrigation Repair Specialist	95.18	Hour	103.75	Hour	9.00%	Adjusted for Current Staffing Cost
7 Park Equipment Operator	90.70	Hour	98.86	Hour	9.00%	Adjusted for Current Staffing Cost
8 Materials	Actual Cost		Actual Cost			
B. SERVICE FEE FOR PARK CLEANUP RELATED TO SPECIAL EVENTS						
1 Park Supervisor II	117.95	Hour	128.56	Hour	9.00%	Adjusted for Current Staffing Cost
2 Park Supervisor I	113.52	Hour	123.74	Hour	9.00%	Adjusted for Current Staffing Cost
3 Gardener Crew Leader	88.54	Hour	96.51	Hour	9.00%	Adjusted for Current Staffing Cost
4 Gardener II	74.63	Hour	81.35	Hour	9.00%	Adjusted for Current Staffing Cost
5 Park Attendant (PT)	33.34	Hour	36.34	Hour	9.00%	Adjusted for Current Staffing Cost
6 Cardboard Litter Boxes	4.00	Each	4.00	Each	0.00%	Actual Cost
ENVIRONMENTAL SERVICES DIVISION						
A. ENVIRONMENTAL CONSULTATION (PRIVATE PROJECTS)						
1 Labor	Actual Cost		Actual Cost			
B. HARD COPY PLAN AND REPORT REVIEW - CONSTRUCTION & DEMOLITION RECYCLING						
1 Labor						
a. Recycling Specialist - 1.5 hour minimum	173.07	1.5 Hours	176.85	1.5 Hours	2.18%	Adjusted for Current Staffing Cost
C. ONLINE PLAN REVIEW - CONSTRUCTION & DEMOLITION RECYCLING						
1 Labor						
a. Recycling Specialist - 0.5 hour minimum			60.00	0.5 Hours		New Fee - This is a new fee for a service that has been provided since
D. G. EXEMPTIONS FROM MINIMUM REQUIRED COLLECTION SERVICE (2ND UNIT) - APPLICATION REVIEW & INSPECTION						
1 Labor						
a. Program Analyst I - 1.5 hour minimum	140.14	1.5 Hours	152.76	1.5 Hours	9.01%	Adjusted for Current Staffing Cost
E. -D. EXEMPTIONS FROM MINIMUM REQUIRED COLLECTION SERVICES (2ND UNIT) - ANNUAL VERIFICATION						



**City of Oakland
Master Fee Schedule**

Effective July 1, 2018

PUBLIC WORKS

FEE DESCRIPTION	CURRENT FEE (FY 2017-18)	PROPOSED FEE (FY 2018-19)	%	Justification for Fee Change
	FEE UNIT	FEE UNIT	CHANGE	
1 Labor				
a. Program Analyst I - 1.5 hour minimum	140.14 1.5 Hours	152.76 1.5 Hours	9.01%	Adjusted for Current Staffing Cost
F. E. SELF HAUL PERMIT - APPLICATION REVIEW AND INSPECTION				
1 Labor				
a. Recycling Specialist - 6 hour minimum	649.02 6 Hours	707.40 6 Hours	9.00%	Adjusted for Current Staffing Cost
G. F. SELF HAULING PERMIT - ANNUAL VERIFICATION				
1 Labor				
a. Recycling Specialist - 4 hour minimum	432.68 4 Hours	471.60 4 Hours	9.00%	Adjust for Current Staffing Cost
H. G. NON-DISPOSAL FACILITY ELEMENT AMENDMENT PROCESSING AND IMPLEMENTATION				
1 Labor				
a. Staff Time	Actual Cost	Actual Cost		
I. H. CONSTRUCTION & DEMOLITION NON EXCLUSIVE FRANCHISE				
1 Application Fee	500.00 Each	500.00 Each	0.00%	
2 Administrative Fee	10.00 Per load of construction & demolition debris collected	10.00 Per load of construction & demolition debris collected	0.00%	
3 Late Fee	2% Amount of City Fees owing for current month, and additional for unpaid balance for each thirty (30) calendar day period)	2% Amount of City Fees owing for current month, and additional for unpaid balance for each thirty (30) calendar day period)	0.00%	
TREE SERVICES DIVISION				
A. TREE AND SIDEWALK SERVICES				
1 Service Fee for Street Tree Planting				
a. Concrete Cutting of Sidewalk to Create New Tree Well	Actual Cost	Actual Cost		
b. Plant 15 Gallon Size Tree	398.00 Each	427.56 Each	7.43%	Adjusted for Current Staffing Cost
c. Plant 24 Inch Box Size Tree	675.00 Each	720.35 Each	6.72%	Adjusted for Current Staffing Cost
2 Tree Removal Permits				



**City of Oakland
Master Fee Schedule**

Effective July 1, 2018

PUBLIC WORKS

FEE DESCRIPTION	CURRENT FEE	PROPOSED FEE	%	Justification for Fee Change
	(FY 2017-18)	(FY 2018-19)		
	FEE UNIT	FEE UNIT	CHANGE	
a. Non-development tree permit (1-10 Trees)	398.00 Permit	434.20 Permit	9.10%	Adjusted for Current Staffing Cost
b. Non-development tree permit (11-100 Trees) plus \$10.00 per tree	398.00 Permit + 10.00 Per Tree	434.20 Permit + 10.00 Per Tree	-	Adjusted for Current Staffing Cost
c. Development tree permit (1-10 Trees to be Reviewed for Removal)	398.00 Permit	434.20 Permit	9.10%	Adjusted for Current Staffing Cost
d. Development tree permit (11-100 Trees to be Reviewed for Removal plus \$10 per tree over 10 trees)	398.00 Permit + 10.00 Per Tree over 10 Trees	434.20 Permit + 10.00 Per Tree over 10 Trees	-	Adjusted for Current Staffing Cost
e. Development tree permit (Over 100 Trees to be Reviewed for Removal)	398.00 Permit + \$125.83 Per Hour	434.20 Permit + \$125.83 Per Hour	-	Adjusted for Current Staffing Cost
f. Appeal of the Tree Removal Permit				
1 Non-development fee permit	568.00 Appeal	618.90 Appeal	8.96%	Adjusted for Current Staffing Cost
2 Development tree permit	793.00 Appeal	864.06 Appeal	8.96%	
3 City Owned Tree Appeal	568.00 Appeal	618.90 Appeal	8.96%	
4 City Hazardous Tree Appeal	568.00 Appeal	618.90 Appeal	8.96%	Adjusted for Current Staffing Cost
g. Undeveloped Property, Replacement Tree In Lieu Fee	619.00 Tree	619.00 Tree	0.00%	Adjusted for Current Staffing Cost
3 Service Fee for Damaged Trees				Adjusted for Current Staffing Cost
a. Large Size Trees (DBH), Species, Condition, and Location Determine the Value of a Damaged Tree. Developed by the International Society of Arboriculture (ISA). Trunk Diameter Damages are Calculated on an Individual Basis According to the Formula.	Actual Cost	Actual Cost	-	Adjusted for Current Staffing Cost Actual Cost
b. Trees of Replaceable Size				
1 15-Gallon Tree Size	398.00 Tree	427.56 Tree	7.43%	Adjusted for Current Staffing Cost
2 24 Inch Box-Sized Tree	675.00 Tree	720.35 Tree	6.72%	Adjusted for Current Staffing Cost
c. Partially Damaged Tree				
1 Percentage of Damage is Estimated by Tree Services Division Using the ISA Formula Above.			-	
4 View Preservation Claim Appeal	794.00 each	865.06 each	8.95%	Adjusted for Current Staffing Cost
B. SERVICE FEE FOR CITY ARBORIST	Actual Cost	Actual Cost		
INFRASTRUCTURE & OPERATIONS				
ELECTRICAL SERVICES				
A. RELAMPING LAKE MERRITT'S NECKLACE OF LIGHTS				
4 Reimbursement of actual City costs to relamp	Actual Cost			Delete - Fee is with DOT



**City of Oakland
Master Fee Schedule**

Effective July 1, 2018

PUBLIC WORKS

FEE DESCRIPTION	CURRENT FEE	PROPOSED FEE	% CHANGE	Justification for Fee Change
	(FY 2017-18)	(FY 2018-19)		
	FEE UNIT	FEE UNIT		
B. RULE 20A & RULE 20B UNDERGROUNDING ENGINEERING-SERVICE FEES				
1 Electrical-Engineer-III	180.69 Permit			Delete - Fee is with DOT
2 Council-Resolution-&-Report (Actual-costs-billed-above-deposit-amount)	28,751.00 Permit			Delete - Fee is with DOT
C. REPAIRS FOR DAMAGE TO CITY OF OAKLAND-STREETLIGHT & TRAFFIC SIGNAL EQUIPMENT				
1 Labor	Actual Cost			Delete - Fee is with DOT
2 Materials	Actual Cost			Delete - Fee is with DOT
D. RELOCATION OR INSTALLATION OF TRAFFIC SIGNALS OR STREETLIGHTS				
1 Labor				
a- Electrical-Engineer-III (1-hour-minimum)	180.69 Hour			Delete - Fee is with DOT
b- Electrical-Supervisor (1-hour-minimum)	146.03 Hour			Delete - Fee is with DOT
c- Electrical-Line-Crew (1-hour-minimum)	Actual Cost			Delete - Fee is with DOT
d- Electrician (1-hour-minimum)	113.96 Hour			Delete - Fee is with DOT
e- Electrical-Leader (1-hour-Minimum)	130.72 Hour			Delete - Fee is with DOT
f- Electrical-Helper (1-hour-Minimum)	73.84 Hour			Delete - Fee is with DOT
g- Electrical-Manager	219.98 Hour			Delete - Fee is with DOT
2 Materials	Actual Cost			Delete - Fee is with DOT
3 PG&E-Service-Connection	Actual cost			Delete - Fee is with DOT
E. ELECTRICAL ENGINEERING REVIEW	190.69 Permit			Delete - Fee is with DOT
ELECTRICAL SERVICES- METER OPERATIONS				
A. RELOCATION OR INSTALLATION OF SINGLE SPACE-PARKING METERS OR MULTI-SPACE KIOSKS				
1 Labor				
a- Public-Works-Supervisor-II	131.42 Hour			Delete - Fee is with DOT
b- Public-Works-Supervisor-I	113.53 Hour			Delete - Fee is with DOT
c- Parking-meter-Repair-Worker	73.49 Hour			Delete - Fee is with DOT
2 Materials	Actual Cost			Delete - Fee is with DOT
B. OVERTIME SERVICE FEE FOR BILLING OUTSIDE PARTIES-OR-AGENCIES FOR WORK PERFORMED	1-1/2-Times Hour			Delete - Fee is with DOT
C. TRAFFIC CONTROL PLAN REVIEW (UTILITIES AND CONSTRUCTION)				
1 Hourly-Staff-Review	113.00 Hour			Delete - Fee is with DOT
ELECTRICAL SERVICES- TRAFFIC MAINTENANCE				



**City of Oakland
Master Fee Schedule**

Effective July 1, 2018

PUBLIC WORKS

FEE DESCRIPTION	CURRENT FEE (FY 2017-18)		PROPOSED FEE (FY 2018-19)		% CHANGE	Justification for Fee Change
	FEE	UNIT	FEE	UNIT		
A. INSTALLATION OF QUIET ZONE SIGN AS ALLOWED BY OAKLAND MUNICIPAL CODE SECTION 12.56.090						
1 Materials and labor	361.00	Per Sign				Delete - Fee is with DOT
B. PAINTING OF CURB MARKING TO INDICATE A DRIVEWAY AS ALLOWED BY OAKLAND MUNICIPAL CODE SECTION 10.40.040						
1 Materials and labor	484.00	Marking				Delete - Fee is with DOT
C. PUBLIC MOTOR VEHICLE STAND AS ALLOWED BY OAKLAND MUNICIPAL CODE SECTION 5.30.200						
1 Installation of Sign Post						
a. Materials and labor	361.00	Sign				Delete - Fee is with DOT
2 Painting of Street Curb Adjacent to Public Motor Vehicle Stand						
a. Materials and labor up to 22 FT	213.00	Marking				Delete - Fee is with DOT
D. PAINTING OF CURBS TO INDICATE AND PARKING REGULATIONS INCLUDING YELLOW, WHITE, AND GREEN ZONES AS ALLOWED BY OAKLAND MUNICIPAL CODE SECTION 10.40.020						
1 Painting of Street Curb Only and Street Markings						
a. Materials and labor up to 22 FT	820.00	Marking				Delete - Fee is with DOT
E. INSTALLATION OF SIGN TO INDICATE LOADNIG ZONE REGULATIONS AS ALLOWED BY OAKLAND MUNICIPAL CODE SECTION 10.40.030						
1 Installation of Sign						
a. Materials and labor	361.00	Per Sign				Delete - Fee is with DOT
F. REMOVAL OF AUTHORIZED PAINTING OF CURBS AS ALLOWED BY OAKLAND MUNICIPAL CODE SECTION 10.12.080						
1 Painting of Street Curb and Street Markings						
a. Materials and labor	Actual Cost					Delete - Fee is with DOT
G. SERVICE FEE FOR BILLING OUTSIDE PARTIES OR AGENCIES FOR WORK PERFORMED						
1 Public Works Supervisor II	131.42	Hour				Delete - Fee is with DOT
2 Public Works Supervisor I	113.52	Hour				Delete - Fee is with DOT
3 Sign Maintenance Worker	80.31	Hour				Delete - Fee is with DOT
4 Traffic Sign Maker	86.86	Hour				Delete - Fee is with DOT
5 Traffic Painter	103.32	Hour				Delete - Fee is with DOT
6 All Other Staff	Actual Cost					Delete - Fee is with DOT
7 Taxi Cab Stand Sign Fee	7.00	Each				Delete - Fee is with DOT



**City of Oakland
Master Fee Schedule**

Effective July 1, 2018

PUBLIC WORKS

FEE DESCRIPTION	CURRENT FEE (FY 2017-18)		PROPOSED FEE (FY 2018-19)		%	Justification for Fee Change
	FEE	UNIT	FEE	UNIT		
H. OVERTIME SERVICE FEE FOR BILLING OUTSIDE PARTIES OR AGENCIES FOR WORK PERFORMED	4	1-1/2 Times Hour				Delete - Fee is with DOT
I. TRAFFIC FLOW MAP	5.00	Map				Delete - Fee is with DOT
J. PEDESTRIAN COUNT MAP	5.00	Map				Delete - Fee is with DOT
K. BLUE-LINE REPRODUCTION	5.00	Sheet				Delete - Fee is with DOT
L. CONSTRUCTION AREA TRAFFIC CONTROL MANUAL	5.00	Manual				Delete - Fee is with DOT
FLEET MANAGEMENT & MAINTENANCE						
A. SALE OF FUEL	Cost + 15%	Gallon	Cost + 15%	Gallon		
B. TAXI CAB INSPECTION	178.50	50% of Initial inspection cost	178.50	50% of Initial inspection cost	0.00%	
C. RENTAL OF CHANGEABLE MESSAGE BOARD	Actual Cost		Actual Cost			
D. TAXI CAB RE-INSPECTION	140.00	Re-Inspec.	140.00	Re-Inspec.	0.00%	
SEWERS & STORM DRAIN MAINTENANCE						
A. BOARDING OF WINDOWS AND DOORS						
Personnel Services Fee Schedule						
1 Normal Operating Hours - 8:00 am to 4:30 PM, Monday Through Friday Except Holiday	399.00	2 Hours	438.61	2 Hours	9.93%	Adjusted for Current Staffing Cost
2 Not During Normal Operating Hours	562.00	2 Hours	621.42	2 Hours	10.57%	Adjusted for Current Staffing Cost
B. SERVICE FEE FOR BILLING OUTSIDE PARTIES OR AGENCIES FOR WORK PERFORMED						
1 Sewer Maintenance Leader	101.24	Hour	110.35	Hour	9.00%	Adjusted for Current Staffing Cost
2 Sewer Maintenance Leader Plus Premium	102.26	Hour	117.03	Hour	14.44%	Adjusted for Current Staffing Cost
3 Public Works Supervisor II	131.42	Hour	143.25	Hour	9.00%	Adjusted for Current Staffing Cost
4 Public Works Supervisor I	113.52	Hour	123.74	Hour	9.00%	Adjusted for Current Staffing Cost
5 Street Maintenance Leader	93.85	Hour	102.30	Hour	9.00%	Adjusted for Current Staffing Cost
6 Street Maintenance Leader (plus Premiums)	94.88	Hour	108.58	Hour	14.44%	Adjusted for Current Staffing Cost
7 Heavy Equipment Operator	98.04	Hour	106.85	Hour	8.99%	Adjusted for Current Staffing Cost
8 Heavy Equipment Operator (plus Premiums)	99.05	Hour	113.36	Hour	14.45%	Adjusted for Current Staffing Cost
9 Public Works Maintenance Worker	73.86	Hour	80.51	Hour	9.00%	Adjusted for Current Staffing Cost
10 Public Works Maintenance Worker (plus Premiums)	74.66	Hour	85.44	Hour	14.44%	Adjusted for Current Staffing Cost
11 Sewer Maintenance Worker	77.93	Hour	84.94	Hour	9.00%	Adjusted for Current Staffing Cost
12 Sewer Maintenance Worker (Plus Premiums)	78.95	Hour	90.35	Hour	14.44%	Adjusted for Current Staffing Cost
13 All Other Staff	Actual Cost		Actual Cost			
C. OVERTIME SERVICE FEE FOR BILLING OUTSIDE PARTIES OR AGENCIES FOR WORK PERFORMED	1-1/2	Times Hour	1-1/2	Times Hour		



**City of Oakland
Master Fee Schedule**

Effective July 1, 2018

PUBLIC WORKS

FEE DESCRIPTION	CURRENT FEE	PROPOSED FEE	% CHANGE	Justification for Fee Change
	(FY 2017-18)	(FY 2018-19)		
	FEE UNIT	FEE UNIT		
STREET & SIDEWALK MAINTENANCE				
A. SERVICE FEE FOR BILLING OUTSIDE PARTIES OR AGENCIES				
4 Equipment	Actual Cost			Delete - Fee is with DOT
2 Materials				Delete - Fee is with DOT
a. Asphalt	Actual Cost			Delete - Fee is with DOT
b. Concrete	Actual Cost			Delete - Fee is with DOT
c. Portland-Cement (bag)	Actual Cost			Delete - Fee is with DOT
d. Aggregate-Base	Actual Cost			Delete - Fee is with DOT
e. Sand	Actual Cost			Delete - Fee is with DOT
f. All Other Materials	Actual Cost			Delete - Fee is with DOT
B. SERVICE FEE FOR BILLING OUTSIDE PARTIES OR AGENCIES FOR WORK PERFORMED				
4 Public Works Operations Manager	217.57 Hour			Delete - Fee is with DOT
2 Public Works Supervisor II	131.43 Hour			Delete - Fee is with DOT
3 Public Works Supervisor I	113.53 Hour			Delete - Fee is with DOT
4 Street Maintenance Leader	93.86 Hour			Delete - Fee is with DOT
5 Street Maintenance Leader Plus Premiums	94.88 Hour			Delete - Fee is with DOT
6 Heavy Equipment Operator	98.04 Hour			Delete - Fee is with DOT
7 Heavy Equipment Operator Plus Premiums	99.05 Hour			Delete - Fee is with DOT
8 Concrete Finisher	100.25 Hour			Delete - Fee is with DOT
9 Concrete Finisher Plus Premium	101.04 Hour			Delete - Fee is with DOT
10 Public Works Maintenance Worker	73.87 Hour			Delete - Fee is with DOT
11 Public Works Maintenance Worker Plus Premiums	74.66 Hour			Delete - Fee is with DOT
12 All Other Staff	Actual Cost			Delete - Fee is with DOT
C. OVERTIME SERVICE FEE FOR BILLING OUTSIDE PARTIES OR AGENCIES FOR WORK PERFORMED				
	4 1/2 Times Hour			Delete - Fee is with DOT
ENGINEERING & CONSTRUCTION				
AMERICANS WITH DISABILITIES ACT PROGRAMS				
A. AMERICANS WITH DISABILITIES ACT (ADA) TECHNICAL ASSISTANCE				
4 Technical Training	184.00 Person / Hour			Delete - Fee is with DOT
2 Expert Witness Fee	246.00 Hour			Delete - Fee is with DOT
3 Plan Reviews	422.00 Hour			Delete - Fee is with DOT
ENGINEERING PLANNING & DESIGN				



**City of Oakland
Master Fee Schedule**

Effective July 1, 2018

PUBLIC WORKS

FEE DESCRIPTION	CURRENT FEE (FY 2017-18)		PROPOSED FEE (FY 2018-19)		%	Justification for Fee Change
	FEE	UNIT	FEE	UNIT		
A. ENGINEERING REVIEW	192.00	Hour	209.48	Hour	9.10%	Adjusted for Current Staffing Cost
B. SEWER MITIGATION FEE		Per Engineering Review Finding		Per Engineering Review Finding		
C. SEWER DISCHARGE AUTHORIZATION	768.00	Application	837.93	Application	9.11%	Adjusted for Current Staffing Cost
D. PAVEMENT IMPACT WILL SERVE LETTER		Per Engineering Analysis	104.74	1/2 Hour		New Fee
PROJECT DELIVERY						
A. MATERIALS TESTING SERVICE	162.00	Hour	176.25	Hour	8.80%	Adjusted for Current Staffing Cost
B. STREET FURNITURE						
1 Advertising permits for bus shelters and kiosks (one time fee)	375.00	Location				Delete - Fee is with DOT
2 Advertising permit appeal fee	400.00	Appeal				Delete - Fee is with DOT
C. SURVEY SERVICES						
1 Standard 2 person survey party and equipment (First 4 hours)	4,503.42	Day				Delete - Fee is with DOT
2 City Surveyor	470.38	Hour				Delete - Fee is with DOT
3 Senior Survey Tech	85.12	Hour				Delete - Fee is with DOT
4 Excavation Permit - Compliance with BPC8774 Review	66.00	Permit				Delete - Fee is with DOT
5 Replacement of a Survey Monument After Disturbance or Loss (Destruction) Without Prior Notice (Flat Fee)	6,499.00	Each				Delete - Fee is with DOT
6 Each Review of Parcel Subdivision Map in excess of the three reviews included with initial fee	440.60	Each				Delete - Fee is with DOT
7 Review of Subdivision: Parcel Map						
a. Parcel Map: Up to three reviews at three hours each	4,063.00	Each				Delete - Fee is with DOT
b. Additional Reviews two hours	354.00	Each				Delete - Fee is with DOT
8 Review of Subdivision: Final Map						
a. Final Map: Up to four reviews at 2.5 hours each	4,772.00	Each				Delete - Fee is with DOT
b. Additional Reviews two hours	354.00	Each				Delete - Fee is with DOT
WATERSHED PROGRAM						
A. CREEK FIELD INSPECTION						
1 Creek Determination Inspection Fee	684.00	Inspection	745.08	Inspection	8.93%	Adjusted for Current Staffing Cost
2 Creek Determination Appeals (4 hours Minimum)	2112.10	Appeal	2302.19	Appeal	9.00%	Adjusted for Current Staffing Cost
3 Hourly Fee Over 4 Hours	528.00	Hour	575.55	Hour	9.01%	Adjusted for Current Staffing Cost
B. STORMWATER INSPECTION FEE						
1 Industrial (CA Industrial General Permit)	370.21	Inspection	370.21	Inspection	0.00%	



**City of Oakland
Master Fee Schedule**

Effective July 1, 2018

PUBLIC WORKS

FEE DESCRIPTION	CURRENT FEE	PROPOSED FEE	%	Justification for Fee Change
	(FY 2017-18)	(FY 2018-19)		
	FEE UNIT	FEE UNIT	CHANGE	
2 Industrial (No CA Industrial General Permit)	273.95 Inspection	273.95 Inspection	0.00%	
3 Commercial facility	185.10 Inspection	185.10 Inspection	0.00%	
4 Business Inspection Fee	148.08 Hour	148.08 Hour	0.00%	
PRIVATE SEWER LATERALS / RIGHT OF WAY MANAGEMENT				
A. INSPECTION FOR ISSUANCE OF A PERMIT AS REQUIRED BY OAKLAND MUNICIPAL CODE SECTION 13.08, BUILDING SERVICES AND BUILDING SEWER CONNECTIONS				
1 Sewer Repair, Extension or Replacement including tap inspection				
a. Within Private Property (Includes maximum of 2 inspections)	315.00 Inspection	344.38 Inspection	9.33%	Adjusted for Current Staffing Cost
b. Within Private Property and Sidewalks/Roadway (Includes maximum of 3 inspections)	473.00 Inspection	516.57 Inspection	9.21%	Adjusted for Current Staffing Cost
c. Additional Inspections During Normal Hours		<u>172.19 Inspection</u>		New Fee
d. Additional Inspections Not During Normal Hours		<u>258.28 Inspection</u>		New Fee
2 Sewers, New Building Connection including tap inspection	911.00 Inspection	992.33 Inspection	8.93%	Adjusted for Current Staffing Cost
3 Sewer or Septic Tank Abandonment	267.00 Inspection	290.89 Inspection	8.95%	Adjusted for Current Staffing Cost
4 Sewer, Common Private				
a. During Normal Working Hours	630.00 Parcel	686.13 Parcel	8.91%	Adjusted for Current Staffing Cost
b. Not During Normal Operating Hours	945.00 Parcel	1029.20 Parcel	8.91%	Adjusted for Current Staffing Cost
5 Voluntary Repair with EBMUD Incentive Program	156.00 Inspection	172.19 Inspection	10.38%	Adjusted for Current Staffing Cost
6 Voluntary Repair Coordinated with City Project	No Fee	No Fee		
B. EXCAVATION PERMIT				
1 Permit (Includes 2 Hours of Inspection)	357.00 Permit			Delete - Fee is with DOT
2 Additional Inspection Hours				Delete - Fee is with DOT
a. Normal Operating Hours	158.00 Hour			Delete - Fee is with DOT
b. Not During Normal Operating Hours	236.00 Hour			Delete - Fee is with DOT
3 City Performed Repairs Mandatory per OMC 12.12 et. Al				Delete - Fee is with DOT
a. Repair Cost	Actual Cost Repair			Delete - Fee is with DOT
b. Collection Surcharge	2% Repair			Delete - Fee is with DOT
c. Administrative Fee	1,603.00 Repair			Delete - Fee is with DOT
4 Violation of Mandatory Completion Notice	604.00 Each Occurrence			Delete - Fee is with DOT
5 Emergency Surcharge	44.00 Each			Delete - Fee is with DOT
6 Excavation Permit Review Fee				Delete - Fee is with DOT



**City of Oakland
Master Fee Schedule**

Effective July 1, 2018

PUBLIC WORKS

FEE DESCRIPTION	CURRENT FEE (FY 2017-18)		PROPOSED FEE (FY 2018-19)		% CHANGE	Justification for Fee Change
	FEE	UNIT	FEE	UNIT		
a. Exceeding 300 Feet	1024.00	Each Occurrence, Exceeding 300 Feet				Delete - Fee is with DOT
b. Shorter than 300 Feet or Within One City Block	350.43	Each Occurrence, Shorter than 300 Feet or Within One City Block				Delete - Fee is with DOT
7 Extension of Excavation Permit	156.00	Permit				Delete - Fee is with DOT
C. EXCAVATION PERMIT (UTILITY COMPANIES ONLY)						Delete - Fee is with DOT
1 Permit		No Fee				Delete - Fee is with DOT
2 Inspection for Excavation Permit						Delete - Fee is with DOT
a. One Hour Minimum Inspection Fee (Normal Operating Hours)	158.00	Hour				Delete - Fee is with DOT
b. One Hour Minimum Inspection Fee (Outside Operating Hours)	236.00	Hour				Delete - Fee is with DOT
3 Street Obstruction Fee	9.45	25 Lin/Ft. Per Day				Delete - Fee is with DOT
4 Violation of Mandatory Completion Notice	604.00	Each Occurrence				Delete - Fee is with DOT
5 Emergency Surcharge	14.00	Each Application				Delete - Fee is with DOT
6 Excavation Permit Review Fee						Delete - Fee is with DOT
a. Exceeding 300 Feet	1024.00	Each Occurrence, Exceeding 300 Feet				Delete - Fee is with DOT
b. Shorter than 300 Feet or Within One City Block	350.43	Each Occurrence, Shorter than 300 Feet or Within One City Block				Delete - Fee is with DOT
B. D. COMMENCING WORK FOR WHICH A PERMIT, IN ACCORDANCE WITH OAKLAND MUNICIPAL CODE SECTIONS 12.04.110, 12.32, 13.08.040, AND 12.12 ET. AL. IS REQUIRED WITHOUT FIRST HAVING OBTAINED A PERMIT						



**City of Oakland
Master Fee Schedule**

Effective July 1, 2018

PUBLIC WORKS

FEE DESCRIPTION	CURRENT FEE (FY 2017-18)		PROPOSED FEE (FY 2018-19)		%	Justification for Fee Change
	FEE	UNIT	FEE	UNIT		
1 Contractor use of unmarked vehicles to evade Oakland Municipal Code 12.12 et. al. requirement to notify the City's Community and Economic Development Agency for inspection. <u>Oakland Public Works.</u>	1,000.00	Each Occurrence	1,000.00	Each Occurrence	0.00%	
2 Failure to notify the City of the time and project locations or inform the City of the names, time and locations of all subcontractors/contractors employed by you when working in the City Right-Of-Way per Oakland Municipal Code 12.12 et. al.	1,000.00	Each Occurrence	1,000.00	Each Occurrence	0.00%	
<u>3 Work Commenced</u>			<u>Double All Fees Permit</u>			New Fee
<u>4 Investigation of Work</u>			<u>172.19 Inspection</u>			New Fee
<u>5 Work Commenced and Completed Prior to Inspection</u>			<u>Quadruple All Permit Fees</u>			New Fee
E. REPAIR OF SIDEWALKS, DRIVEWAYS, CURBS, AND GUTTERS						
4 City Performed Repairs - Voluntary						
a. Repair	Actual Cost					Delete - Fee is with DOT
b. Interest on the Unpaid Balance	10% Year					Delete - Fee is with DOT
c. Interest on the Unpaid Balance, Low Income Loan Program	5% Year					Delete - Fee is with DOT
d. Administrative Fee	604.00	Abatement				Delete - Fee is with DOT
2 City Performed Repairs - Mandatory						
a. Repair	Actual Cost					Delete - Fee is with DOT
b. Collection Surcharge	2% Repair					Delete - Fee is with DOT
c. Administrative Fee	1,603.00	Abatement				Delete - Fee is with DOT
C. F. SEWER ABATEMENT						
1 Voluntary						
a. Construction Contract	Actual Cost		Actual Cost			
b. Interest on the Unpaid Balance	10% Year		10% Year		0.00%	
c. Interest on the Unpaid Balance, Low Income Loan Program	5% Year		5% Year		0.00%	
d. Administrative Fee	619.00	Abatement	674.17	Abatement	8.91%	Adjusted for Current Staffing Cost
2 Mandatory						
a. Construction Contract	Actual Cost		Actual Cost			
b. Collection Surcharge	0.02	Abatement	0.047	2% Abatement		
c. Administrative Fee	1,603.00	Abatement	1,738.67	Abatement	8.46%	Adjusted for Current Staffing Cost
G. INSPECTION OF SIDEWALKS, DRIVEWAYS CURBS AND GUTTERS						
4 Permit (includes maximum 2 hours of inspection)	315.00	Permit				Delete - Fee is with DOT



**City of Oakland
Master Fee Schedule**

Effective July 1, 2018

PUBLIC WORKS

FEE DESCRIPTION	CURRENT FEE	PROPOSED FEE	%	Justification for Fee Change
	(FY 2017-18)	(FY 2018-19)		
	FEE UNIT	FEE UNIT	CHANGE	
a. Sidewalk and/or Driveway over 200 sq ft	0.93 Square Foot			Delete - Fee is with DOT
b. Curb and Gutter over 35 linear feet	3.27 Linear Foot			Delete - Fee is with DOT
2 Additional Inspection Hours				
a. Normal Operating Hours	158.00 Hour			Delete - Fee is with DOT
b. Not During Normal Operating Hours	236.00 Hour			Delete - Fee is with DOT
3 Voluntary Repair Coordinated with City Project	No Fee			Delete - Fee is with DOT
D. H. REPAIR OF SIDEWALK, DRIVEWAYS, CURBS, AND GUTTERS				
1 Repair of City tree damaged sidewalk by private property owner				
a. Collection Surcharge	No Fee	No Fee		
b. Administrative Fee	No Fee	No Fee		
I. DRIVEWAY APPEALS				
1 Grade I - Minimum Code Deviations Requiring Limited Staff Time	568.00 Appeal			Delete - Fee is with DOT
2 Grade II - Code Violations Found During Plan Checking or Field Inspection Requiring Field Review by Management	568.00 Appeal			Delete - Fee is with DOT
3 Appeals for Projects in Design Stage	762.00 Appeal			Delete - Fee is with DOT
4 Appeals to City Council	762.00 Appeal			Delete - Fee is with DOT
E. UTILITY CROSS BORE SEWER MAIN ABATEMENT				
1 Permit to Abate (Includes maximum of 2 inspections)		344.38 Inspection		New Fee
2 Additional Inspections During Normal Hours		172.19 Inspection		New Fee
3 Additional Inspections Not During Normal Hours		258.28 Inspection		New Fee
ADMINISTRATION - APPLIES TO ENGINEERING AND RIGHT OF WAY MANAGEMENT				
A. PERMIT APPLICATION FEE				
1 Building, Electrical, Mechanical, Plumbing Permits				
a. Filing	13.00 Permit	13.00 Permit	0.00%	check with P&B
b. Routing - Project Value \$2,000 or Less	44.00 Permit	44.00 Permit	0.00%	
c. Routing - Project Value \$2,001 or Greater	57.00 Permit	57.00 Permit	0.00%	
d. Routing - Application and Issuance by Internet Connection	57.00 Permit	57.00 Permit	0.00%	
2 All Other Permits and All Other Engineering Process and Approval Requests (Application)				
a. Filing	13.00 Permit	13.00 Permit	0.00%	
b. Routing	57.00 Permit	57.00 Permit	0.00%	



**City of Oakland
Master Fee Schedule**

Effective July 1, 2018

PUBLIC WORKS

FEE DESCRIPTION	CURRENT FEE	PROPOSED FEE	%	Justification for Fee Change
	(FY 2017-18)	(FY 2018-19)		
	FEE UNIT	FEE UNIT	CHANGE	
3 Mailing and Handling Charges Per 25 Count for Permit Application Forms	Actual cost or Mailing 11.00	Actual cost or Mailing 11.00 minimum		
4 Service Charge for Verification of Proof of License and Workers Compensation Information Required by State Law for Approval of Permit Application	13.00 Verification	13.00 Verification	0.00%	
5 Zoning Sign-Off	72.00 Sign-Off	72.00 Sign-Off	0.00%	
B. PLANS/MAP PHOTO COPY (COPIES LESS THAN 11"x17")	1.00 Map	1.00 Map	0.00%	
C. DOCUMENT RESEARCH FEE	64.00 per hour	64.00 per hour	0.00%	
D. PROCESS BILLING APPEALS AND REFUND REQUESTS THAT ARE DETERMINED TO BE UNFOUNDED	110.00 Appeal	110.00 Appeal	0.00%	
E. PROCESS BILLING APPEALS WITH REFERRAL TO "COLLECTIONS"	318.00 Appeal	318.00 Appeal	0.00%	
F. PROCESS BILLING APPEALS FOR SECOND RESEARCH/REVIEW	110.00 Appeal	110.00 Appeal	0.00%	
G. PROCESSING SECURITY DEPOSITS (BONDS, CASH, CERTIFICATE OF DEPOSITS, ETC.)	344.00 Each	344.00 Each	0.00%	
H. RECORDS MANAGEMENT & TECHNOLOGY ENHANCEMENT FEE	14.75% All Permit \$ Code Enforcement Fees, Cost, Penalties, & Interest	14.75% All Permit \$ Code Enforcement Fees, Cost, Penalties, & Interest	0.00%	
I. COLLECTIONS -- PERMITS & CODE ENFORCEMENT				
1 Alameda County Collection Surcharge on General Levy	1.70% Lien	1.70% Lien	0.00%	
2 City Collection Transfer to or Rescission from County	3.00% Lien	3.00% Lien	0.00%	
3 Interest on Unpaid Fees and Penalties	10.00% Annual	10.00% Annual	0.00%	
J. COURIER SERVICE	Actual Cost Each	Actual Cost Each		
K. CERTIFICATION OF DOCUMENTS	1.00 Page	1.00 Page	0.00%	
ENGINEERING				
A. PATH VACATION	5,154.00- Proceeding			Delete - Fee is with DOT
B. STREET VACATION				
1 Summary Vacation	4,980.00- Street			Delete - Fee is with DOT
2 General Vacation	5,154.00- Street			Delete - Fee is with DOT
3 Notifications	1,060.00- Block			Delete - Fee is with DOT
A. C. EASEMENT - DEDICATION OR VACATION				
1 City Council Action	4,980.00 Easement	4,980.00 Easement	0.00%	



**City of Oakland
Master Fee Schedule**

Effective July 1, 2018

PUBLIC WORKS

FEE DESCRIPTION	CURRENT FEE (FY 2017-18)		PROPOSED FEE (FY 2018-19)		%	Justification for Fee Change
	FEE	UNIT	FEE	UNIT		
2 City Engineer Action	2,564.00	Easement	2,564.00	Easement	0.00%	
3 Shared Access Engineering Review	1,804.00	Easement	1,804.00	Easement	0.00%	
D. CERTIFICATE OF COMPLIANCE						
4 For Work Through Six Hours	1,311.00	Certificate				Delete - Fee is with DOT
2 For Work After Six Hours	190.00	Hour or Fraction of				Delete - Fee is with DOT
E. ENCROACHMENT IN THE PUBLIC RIGHT OF WAY OR PUBLIC EASEMENT						
4 City Engineer Action						
a. New encroachment	1,781.00	Permit				Delete - Fee is with DOT
b. Existing Encroachment	3,176.00	Permit				Delete - Fee is with DOT
c. Private Party bike rack installation, in accordance with City design process	74.00	Permit				Delete - Fee is with DOT
d. New Bike Share Station Encroachment	1,781.00	Permit				Delete - Fee is with DOT
e. Encroachment for R3 Occupancy	1,781.00	Permit				Delete - Fee is with DOT
f. Amendment or Recession	1,084.00	Permit				Delete - Fee is with DOT
2 City Council Action	4,980.00	Permit				Delete - Fee is with DOT
F. TRACT MAP						
4 Tentative Map	3,761.00	Map				Delete - Fee is with DOT
2 Final Map	5,817.00	Tract				Delete - Fee is with DOT
3 Tentative Map - Each Lot over 5	364.00	Lot				Delete - Fee is with DOT
4 Certificate of Correction	1,157.00	Certificate				Delete - Fee is with DOT
5 Subdivision Improvement Agreement	1,593.00	Agreement				Delete - Fee is with DOT
6 Amended Final Map	1,709.00	Map				Delete - Fee is with DOT
7 Revisions to Final Map, Tentative Map, or SIA						
a. Regular Operating Hours	171.00	Hour or Fraction of				Delete - Fee is with DOT
b. Overtime Hours	262.00	Hour or Fraction of				Delete - Fee is with DOT
G. STREET DEDICATION						
	4,980.00	Street				Delete - Fee is with DOT
H. STREET NAME CHANGE						
4 Application	4,980.00	Street				Delete - Fee is with DOT
2 Notifications	1,196.00	Block				Delete - Fee is with DOT
I. REVIEW OF PUBLIC INFRASTRUCTURE PERMIT						
1 \$1 to \$5,000 Construction Valuation	1,000.00	Plan / Improvement	1,000.00	Plan / Improvement	0.00%	
2 \$5,001 to \$10,000 Construction Value	3,046.00	Plan / Improvement	3,046.00	Plan / Improvement	0.00%	



**City of Oakland
Master Fee Schedule**

Effective July 1, 2018

PUBLIC WORKS

FEE DESCRIPTION	CURRENT FEE (FY 2017-18)		PROPOSED FEE (FY 2018-19)		%	Justification for Fee Change
	FEE	UNIT	FEE	UNIT		
3 \$10,001 - \$50,000 Construction Value	3,046.00	1st \$10,000	3,046.00	1st \$10,000		
	73.00	Each Additional \$1,000 or Fraction Thereof	73.00	Each Additional \$1,000 or Fraction Thereof		
4 \$50,001 - \$100,000 Construction Value	5,966.00	1st \$50,000	5,966.00	1st \$50,000		
	52.00	Each Additional \$1,000 or Fraction Thereof	52.00	Each Additional \$1,000 or Fraction Thereof		
5 \$100,001 - \$500,000 Construction Value	8,566.00	1st \$100,000	8,566.00	1st \$100,000		
	47.00	Each Additional \$1,000 or Fraction Thereof	47.00	Each Additional \$1,000 or Fraction Thereof		
6 \$500,000 - \$2,500,000 Construction Value	27,366.00	1st \$500,000	27,366.00	1st \$500,000		
	45.00	Each Additional \$1,000 or Fraction Thereof	45.00	Each Additional \$1,000 or Fraction Thereof		
7 Over \$2,500,000 Construction Value	117,366.00	1st \$2,500,000	117,366.00	1st \$2,500,000		
	21.00	Each Additional \$1,000 or Fraction Thereof	21.00	Each Additional \$1,000 or Fraction Thereof		
8 General Plan Surcharge (Assessed On All P-JOB Permits)	0.1%	of Review	0.1%	of Review		
9 Extension of P-Job Permit for Work Incomplete After One Year	909.00	Plan/Improvement	909.00	Plan/Improvement		
10 Review of Plan Revisions						
a. Regular Working Hours	174.00	Hour or Fraction of	174.00	Hour or Fraction of	0.00%	
b. Outside of Regular Working Hours	262.00	Hour or Fraction of	262.00	Hour or Fraction of	0.00%	
J. FRANCHISE APPLICATION OR RENEWAL						
1 Personal Services Fee Schedule	5,677.00	Permit				Delete - Fee is with DOT
K. SPUR TRACK	4,631.00	Permit				Delete - Fee is with DOT
C. L. CONSULTATION REQUESTED FOR PRELIMINARY REVIEW	174.00	Hour or Fraction of	174.00	Hour or Fraction of		
OF IMPROVEMENTS AND CONSTRUCTION PROJECTS						
M. MYLAR PLAN RETRIEVAL	8.00	Plan				Delete - Fee is with DOT
N. CITY OF OAKLAND MAPS AND PLANS						
1 2,400 Scale	45.00	Map				Delete - Fee is with DOT
2 1,500 Scale	45.00	Map				Delete - Fee is with DOT



**City of Oakland
Master Fee Schedule**

Effective July 1, 2018

PUBLIC WORKS

FEE DESCRIPTION	CURRENT FEE	PROPOSED FEE	%	Justification for Fee Change
	(FY 2017-18)	(FY 2018-19)		
	FEE UNIT	FEE UNIT	CHANGE	
3 Plans (copies larger than 11"x17")	15.00 Sheet			Delete - Fee is with DOT
O. S-11 ENGINEERING REVIEW	698.00 Report			
P. PARCEL MAP				
4 Tentative Map	1,357.00 Map			Delete - Fee is with DOT
2 Parcel Map	1,589.00 Map			Delete - Fee is with DOT
3 Amended Tentative Map or Parcel Map	562.00 Map			Delete - Fee is with DOT
4 Revisions to Tentative Map or Parcel Map				
a. Regular Working Hours	174.00 Hour or Fraction of			Delete - Fee is with DOT
b. Outside of Regular Working Hours	262.00 Hour or Fraction of			Delete - Fee is with DOT
5 Certificate of Correction	484.00 Certificate			Delete - Fee is with DOT
D. Q. EIR ENGINEERING REVIEW				
1 Application	1,395.00 Review	1,395.00 Review	0.00%	
2 Revisions	174.00 Hour or Fraction of	174.00 Hour or Fraction of	0.00%	
R. INSPECTION OF PUBLIC INFRASTRUCTURE				
4 Basic Fee	8.50% Value of Improvement			Delete - Fee is with DOT
2 \$1 to \$100,000	8.50% Value of Improvement			Delete - Fee is with DOT
3 \$100,001 to \$500,000	\$8,500 + 8% Value of Improvement			Delete - Fee is with DOT
4 \$500,000+	\$40,500 + 7.5% Value of Improvement			Delete - Fee is with DOT
5 Outside of Regular Working Hours	240.00 Hour or Fraction of			Delete - Fee is with DOT
S. CONSTRUCTION SITE MONITORING (DUST, NOISE, C3 related to Public Improvements)				
4 Plan Review	2,595.00 Review			Delete - Fee is with DOT
2 Basic	400.00 Inspection			Delete - Fee is with DOT
3 Over 3 inspections	160.00 Inspection			Delete - Fee is with DOT
4 Creek and Illicit Discharge Enforcement of the Creek Protection Storm Water Management and Discharge Control Ordinance	400.00 Inspection			Delete - Fee is with DOT
E. T. PERMIT APPLICATION REVIEW				
1 Permit Application Review and Processing Outside of Regular Working Hours	262.00 Hour or Fraction of	262.00 Hour or Fraction of	0.00%	
U. LOT LINE MERGER AND ADJUSTMENT	320.00 Certificate			Delete - Fee is with DOT
V. PLAN CHECK AND INSPECTION FOR SITE DEVELOPMENT -NOT RELATED TO ANY OTHER REQUIRED PERMIT				
4 Application	60.00 Application			Delete - Fee is with DOT



**City of Oakland
Master Fee Schedule**
Effective July 1, 2018

PUBLIC WORKS

FEE DESCRIPTION	CURRENT FEE	PROPOSED FEE	%	Justification for Fee Change
	(FY 2017-18)	(FY 2018-19)		
	FEE UNIT	FEE UNIT	CHANGE	
2 Plan Check	174.00 Hour or Fraction			Delete - Fee is with DOT
3 Inspection	160.00 Hour or Fraction			Delete - Fee is with DOT
W. OBSTRUCTION PERMITS				
4 Short term Permits (Maximum of 14 Days)				
a. Metered Area	35.00 Meter / Day			Delete - Fee is with DOT
b. Un-metered Area	17.00-25 Ft / Day			Delete - Fee is with DOT
c. No Parking Anytime Sign	3.00 Sign			
2 Long term Permits (15-180 Day Maximum)				
a. Metered Area	1,037.00 Meter / 30 Days			Delete - Fee is with DOT
b. Un-metered Area	519.00-25 Ft / 30 Days			Delete - Fee is with DOT
F.-X. MISCELLANEOUS ENGINEERING REVIEW				
1 Regular Working Hours	174.00 Hour or Fraction of	174.00 Hour or Fraction of	0.00%	
	of			
2 Outside of Regular Working Hours	262.00 Hour or Fraction of	262.00 Hour or Fraction of	0.00%	
	of			
Y. PAY TELEPHONE PERMIT				
1 Application Processing	365.00 Pay Telephone			Delete - Fee is with DOT
2 Annual Renewal	103.00 Pay Telephone			Delete - Fee is with DOT
3 Late Renewal	214.00 Pay Telephone			Delete - Fee is with DOT
4 Reclaiming Removed Pay Phone	496.00 Pay Telephone			Delete - Fee is with DOT
Z. Transportation/Traffic Project Review				
1 Records Management Fee & Technology Enhancement Fee	14.75% Consultant fees			Delete - Fee is with DOT
AA. PRIVATE SEWER ASSESSMENT DISTRICT (PSAD)				
1 Application	4,980.00 District	<u>Actual</u> <u>Cost</u>		Change to Actual Cost
2 Assessment Collection	348.00 Lot	<u>Actual</u> <u>Cost</u>		Change to Actual Cost

Revenue Management Bureau

FY 2018-19 MASTER FEE SCHEDULE

EXHIBIT A: A-8
Revenue Management Bureau



**City of Oakland
Master Fee Schedule**
Effective July 1, 2016

FINANCE DEPARTMENT

FEE DESCRIPTION	CURRENT FEE FY 2017-18 FEE UNIT	PROPOSED FEE (FY 2018-19) FEE UNIT	% CHANGE
I. <u>COLLECTION FEE ON DELINQUENT ACCOUNTS FOR LESS THAN \$300.00</u>		<u>100% of Per Delinquent Collection Dollar Account Amount of Account</u>	
N. RECORDATION AND TECHNOLOGY FEE	2.00 Per New License & Per License Renewal	<u>3.00</u> Per New License & Per License Renewal	50.00%
P. SPECIAL EVENT PERMIT	60.00 Per Application	<u>80.00</u> Per Permit	33.33%
U. <u>DUPLICATE RELEASE OF LIEN</u>		<u>162.00</u> Per Lien	
W. <u>PARKING PROMISSORY NOTE ADMINISTRATIVE FEE INDGENT</u>		<u>5.00</u> Per Note	0.00%
X. <u>PARKING PROMISSORY NOTE ADMINISTRATIVE FEE FOR NON-INDGENT</u>		<u>25.00</u> Per Note	
Y. <u>PARKING PROMISSORY NOTE MAINTENANCE FEE</u>		<u>95.00</u> Per Note	

Oakland Fire Department

FY 2018-19 MASTER FEE SCHEDULE

EXHIBIT A: A-9
Oakland Fire Department



City of Oakland
Master Fee Schedule
 Effective July 1, 2018

FIRE DEPARTMENT

FEE DESCRIPTION	CURRENT (FY 2017-18)		PROPOSED (FY 2018-19)		%
	FEE	UNIT	FEE	UNIT	
ADMINISTRATION					
A. DUPLICATION / REPRODUCTION / PUBLIC DOCUMENTS					
1 Public Documents/Records					
a. Making Fire Code Records Available For Viewing And/Or Copying From Archives	45.00	Hour	45.00	Hour	0.00%
b. Fire Incident Report	65.00	P/H or fraction of	65.00	P/H or fraction of	0.00%
2 Plans/Map Photo Copy (Copies Less Than 11"x17")	0.84	Map	0.84	Map	0.00%
3 Public Documents (Preparation & Processing of: Order, Invoice, Demand, Notice, Declaration, Lien, Release, Termination, etc.)	65.00	P/H or fraction of	65.00	P/H or fraction of	0.00%
B. APPEALS					
1 Plan Review					
a. Board Of Examiners & Appeals					
1 Grade I - Minimum Code Technically or Deviations Requiring Limited Management Staff Time	187.00	Appeal	203.83	Appeal	9.00%
2 Grade II - Code Violations Found During Plan Checking or Field Inspection Requiring Field Review by Management	372.00	Item	405.48	Item	9.00%
3 Grade III - Appeals Regarding Code Requirements When Projects are Still in the Design Stage	931.00	Appeal	1,014.79	Appeal	9.00%
4 Grade IV - Dangerous Building Code and Appeals by Other City Departments	931.00	Appeal	1,014.79	Appeal	9.00%
2 Code Enforcement					
a. Filing/Processing Fee	74.00	Appeal	74.00	Appeal	9.00%
b. Conduct Appeals Hearing	273.00	Hour or Fraction of	297.57	Hour or Fraction of	9.00%
1 Internal Appeal Hearing - Level 1	164.00	Hour or Fraction of	178.76	Hour or Fraction of	9.00%
2 Internal Appeal Hearing - Level 2	214.50	Hour or Fraction of	233.81	Hour or Fraction of	9.00%
3 Internal Appeal Hearing - Level 3	229.23	Hour or Fraction of	249.86	Hour or Fraction of	9.00%
4 Internal Appeal Hearing - Level 4 - For Direct Bill	Actual Cost		Actual Cost		
C. COLLECTIONS					
1 Alameda County Collection Surcharge on Liens	2%	Lien	2%	Lien	0.00%
2 Interest on Property Fees and Penalties	11%	Per Year, Based on Unpaid	11%	Per Year, Based on Unpaid Balance	0.00%
3 Court Action	Actual cost, Instance 215.00 minimum		Actual cost, Instance 215.00 minimum		0.00%
D. COMPLIANCE PLAN					
1 Building/Property not declared substandard	410.00	Plan	410.00	Plan	
2 Building/Property declared substandard	1,364.00	Plan	1,364.00	Plan	
3 Vegetation Management Fire Protection Plan Review	246.00	P/H - 1 Hr Min	246.00	P/H - 1 Hr Min	
E. FIRE SERVICES IMPACT FEES					
1 New Construction Impact Fee	5.00	Square-Foot	643.00	Appeal	0.00%
2 Administrative Appeal Fee	613.00	Appeal	613.00	Appeal	0.00%
3 Records Management Fee	1.00	Per Transaction	1.00	Per Transaction	0.00%
4 Technology Enhancement Fee	2.00	Per Transaction	2.00	Per Transaction	0.00%
F. FALSE ALARM FEES as provided in the Oakland Fire Code					
1 False Alarm Penalties-Commercial On The Second Transmission Within 6 Months	643.00	Incidence	668.17	Incidence	9.00%
2 False Alarm Penalties-Residential On The Third Transmission Within 6 Months	643.00	Incidence	668.17	Incidence	9.00%
3 Late Payment Penalty on False Alarm Invoices That Are Not Paid Within 30 Days	The larger of 25% Invoice Amount of invoice amount or 5.00 plus 18%		The larger of 25% Invoice Amount of invoice amount or 5.00 plus 18%		
G. SUBPOENA FEES					
1 Witness Fee (Not Related to Employee's Duties)	57.00 + 0.6	Request + Mileage	57.00 + 0.6	Request + Mileage	0.00%
2 Witness Fee (Related to Employee's Duties)	171.00	Request or Actual Cost	171.00	Request or Actual Cost	0.00%
H. LATE FEES (Assessed as a percentage of permit fee based on length of time after					



**City of Oakland
Master Fee Schedule**
Effective July 1, 2018

FIRE DEPARTMENT

FEE DESCRIPTION	CURRENT (FY 2017-18)		PROPOSED (FY 2018-19)		%
	FEE	UNIT	FEE	UNIT	
1 30-60 Days	10%	Delinquent Permit/Inspection Fee	10%	Delinquent Permit/Inspection Fee	0.00%
2 61-90 Days	20%	Delinquent Permit/Inspection Fee	20%	Delinquent Permit/Inspection Fee	0.00%
3 Over 90 Days	50%	Delinquent Permit/Inspection Fee	50%	Delinquent Permit/Inspection Fee	0.00%
I. MAILING		Actual Cost		Actual Cost	0.00%
J. FAILURE TO COMPLY WITH A STOP WORK ORDER	10x	All Permit/Inspection Fees	10x	All Permit/Inspection Fees	0.00%

K SPECIAL EVENTS/FIRE WATCH

Actual Cost

Actual Cost

PERMITS

A. OPERATIONAL PERMITS as required by the Oakland Fire Code

1 Aerosol Product Level 2 and Level 3	460.00	Year	174.40	Year	9.00%
2 Amusement Buildings	460.00	Per-Bldg/Instance	174.40	Per Bldg/Instance	9.00%
3 Aviation Facilities					
a. Aircraft Repair/Service Hanger	460.00	Year/Hanger	174.40	Year/Hanger	9.00%
b. Aircraft Refueling Vehicle	460.00	Year/Vehicle	174.40	Year/Vehicle	9.00%
4 Carnival/Fair/Circus	460.00	Instance	174.40	Instance	9.00%
5 Cellulose Nitrate Film	460.00	Year	174.40	Year	9.00%
6 Christmas Tree Lots	460.00	Each	174.40	Each	9.00%
7 Combustible Dust Producing Operations	460.00	Year	174.40	Year	9.00%
8 Combustible Fibers	460.00	Year	174.40	Year	9.00%
9 Combustible Liquids (C/L) - Class II or III Liquids - Store, Handle, Use, Dispense, and/or Temporarily Place Tank Out of Service	460.00	Year	174.40	Year	9.00%
10 Combustible Materials (Store/Handle)	460.00	Year	174.40	Year	9.00%
11 Compressed Gases (storage, use & handling of flammable and non-flammable compressed gases)	460.00	Year	174.40	Year	9.00%
12 Corrosive Materials (storage, use & handling)	460.00	Year	174.40	Year	9.00%
13 Covered Mall Buildings					
a. Use of Open Flame	460.00	Year/Instance	174.40	Year/Instance	9.00%
b. Display liquid- or Gas Fired Equipment	460.00	Year/Instance	174.40	Year/Instance	9.00%
c. Placement of Concession Equipment	460.00	Year/Instance	174.40	Year/Instance	9.00%
d. Display of Highly Combustible Goods	460.00	Year/Instance	174.40	Year/Instance	9.00%
14 Cryogenic Fluids	460.00	Year	174.40	Year	9.00%
15 Cutting/Welding/Hot works	460.00	Year	174.40	Year	9.00%
16 Exhibits & Trade Shows	460.00	Year	174.40	Year	9.00%
17 Explosives: Store, Handle, Transport, Use	460.00	Year	174.40	Year	9.00%
18 Fire Hydrants & Valves, Use of	460.00	Instance	174.40	Instance	9.00%
19 Fireworks Public Display - One Time	460.00	Instance	174.40	Instance	9.00%
20 Flammable Liquids - Store, Handle, Use, Dispense	460.00	Year	174.40	Year	9.00%
21 Flammable Finishes (spray, dip, powder-coating, etc.)	460.00	Instance	174.40	Instance	9.00%
22 Fruit/Crop Ripening	460.00	Year	174.40	Year	9.00%
23 Hazardous Materials	460.00	Year	174.40	Year	9.00%
24 High-Piled Storage	460.00	Year	174.40	Year	9.00%
25 Hot Work/Welding/Cutting Operations	460.00	Year/Instance	174.40	Year/Instance	9.00%
26 Industrial Ovens	460.00	Year	174.40	Year	9.00%
27 Lumber Yards	460.00	Year	174.40	Year	9.00%
28 Liquid/Gas Fueled Vehicles/Equipment in Assembly Buildings	460.00	Vehicle/Instance	174.40	Vehicle/Instance	9.00%
29 Liquid Petroleum Gas (LPG)					
a. Storage or Use of	460.00	Year	174.40	Year	9.00%
b. Cargo Tanker Transport	460.00	Year/Truck	174.40	Year/Truck	9.00%
30 Magnesium (Melt, Cast, Heat-treat, Grind)	460.00	Year	174.40	Year	9.00%
31 Miscellaneous Combustible Storage	460.00	Year	174.40	Year	9.00%
32 Open Burning	460.00	Instance	174.40	Instance	9.00%
33 Open Flames, Candles, and Torches					
a. Paint Removal	460.00	Year	174.40	Year	9.00%
b. Used in Wildfire Risk Area	460.00	Instance	174.40	Instance	9.00%



**City of Oakland
Master Fee Schedule**

Effective July 1, 2018

FIRE DEPARTMENT

FEE DESCRIPTION	CURRENT (FY 2017-18)		PROPOSED (FY 2018-19)		%
	FEE	UNIT	FEE	UNIT	
c. Assembly, Restaurant/Drinking Establishments	160.00	Year	174.40	Year	9.00%
d. Ceremonial	160.00	Instance	174.40	Instance	9.00%
e. Public Exhibition/Demonstration	160.00	Instance	174.40	Instance	9.00%
f. Outdoor Cooking Establishment/Vendor	160.00	Year	174.40	Year	9.00%
g. Application of Roof Covering	160.00	Instance	174.40	Instance	9.00%
34 Places of Assembly (50 + persons)	160.00	Year/Instance	174.40	Year/Instance	9.00%
35 Pyrotechnic Special Effects Material (Use and Handling)	160.00	Instance	174.40	Instance	9.00%
36 Pyroxylin Plastics: Storage or Handling	160.00	Year	174.40	Year	9.00%
37 Refrigeration Equipment (Operation of)	160.00	Year	174.40	Year	9.00%
38 Repair Garages	160.00	Year	174.40	Year	9.00%
39 Roof Top Hellports	160.00	Year	174.40	Year	9.00%
40 Spraying or Dipping Operations	160.00	Year	174.40	Year	9.00%
41 Tents, Canopies, and/or Temporary Membrane Structures	160.00	Structure	168.00	Structure	9.00%
42 Tires					
a. Rebuilding and/or Re-threading	160.00	Year	174.40	Year	9.00%
b. Storage of Spare Tires and Tire Byproducts	160.00	Year	174.40	Year	9.00%
43 Waste Handling Plants/Recycler (wrecking yards, junk yards, waste handling facilities)	160.00	Year	174.40	Year	9.00%
44 Wood products/Mill	160.00	Year	174.40	Year	9.00%
B. CONSTRUCTION PERMITS as required by the Oakland Fire Code					
1 Plan Review	447.00	Base Fee / Hr	487.23	Base Fee / Hr	9.00%
2 Expedited Plan Review Charge	715.00	P/H - 2 Hr Min	779.35	P/H - 2 Hr Min	9.00%
3 Automatic Fire Extinguishing Systems Installation - All 13 Systems	447.00	P/H - 1 Hr Min	487.23	P/H - 1 Hr Min	9.00%
4 All Pre-Engineered Systems (FM200, UL300, etc.)	447.00	P/H - 1 Hr Min	487.23	P/H - 1 Hr Min	9.00%
5 Private Hydrant/Dry Horizontal Standpipe	447.00	P/H - 2 Hr Min	487.23	P/H - 2 Hr Min	9.00%
6 Underground Mains/Feeds	447.00	P/H - 2 Hr Min	487.23	P/H - 2 Hr Min	9.00%
7 Fire Pumps and Related Equipment	447.00	P/H - 2 Hr Min	487.23	P/H - 2 Hr Min	9.00%
8 System Modification/Repairs - Tenant Improvement (TI)	447.00	P/H - 2 Hr Min	487.23	P/H - 2 Hr Min	9.00%
9 Battery System Installation	447.00	P/H - 2 Hr Min	487.23	P/H - 2 Hr Min	9.00%
10 Combustible and Flammable Liquids System Installation (C/L) - Class II or III Liquids	447.00	P/H - 2 Hr Min	487.23	P/H - 2 Hr Min	9.00%
11 Compressed Gases Installation, Repair, Abandon, Remove or placed temporarily out of service, or Closed or Modified)	447.00	P/H - 1 Hr Min	487.23	P/H - 1 Hr Min	9.00%
12 Cryogenic Fluids (Installation or Alteration to Outdoor Storage Systems)	447.00	P/H - 1 Hr Min	487.23	P/H - 1 Hr Min	9.00%
13 Emergency Responder Radio Coverage System (Installation or Modification)	447.00	P/H - 1 Hr Min	487.23	P/H - 1 Hr Min	9.00%
14 Fire Alarm and Detection Systems and related Equipment	447.00	P/H - 1 Hr Min	487.23	P/H - 1 Hr Min	9.00%
15 Fire Pumps and Related Equipment	447.00	P/H - 1 Hr Min	487.23	P/H - 1 Hr Min	9.00%
16 Hazardous Materials (Install, Repair, Abandon, Remove, Place Temp out of service, or Close or Substantially Modify a Storage Facility)	447.00	P/H - 1 Hr Min	487.23	P/H - 1 Hr Min	9.00%
17 Industrial Ovens	447.00	P/H - 2 Hr Min	487.23	P/H - 2 Hr Min	9.00%



**City of Oakland
Master Fee Schedule**

Effective July 1, 2018

FIRE DEPARTMENT

FEE DESCRIPTION	CURRENT (FY 2017-18) FEE UNIT	PROPOSED (FY 2018-19) FEE UNIT	% CHANGE
18 Spraying or Dipping Booth, Tank or Room	447.00 P/H - 2 Hr Min	487.23 P/H - 2 Hr Min	9.00%
19 Standpipe System	447.00 P/H - 2 Hr Min	487.23 P/H - 2 Hr Min	9.00%
20 Tents, Canopies, and/or Temporary Membrane Structures (installation or construct)	447.00 P/H - 1 Hr Min	487.23 P/H - 1 Hr Min	9.00%
21 Evacuation			
a. Fire Safety Plan	447.00 P/H - 1 Hr Min	487.23 P/H - 1 Hr Min	9.00%
b. Evacuation Map/Plan	447.00 P/H - 1 Hr Min	487.23 P/H - 1 Hr Min	9.00%
22 Miscellaneous			
a. Zoning Requests	447.00 P/H - 1 Hr Min	487.23 P/H - 1 Hr Min	9.00%
b. Parcel Map Waiver Review	447.00 P/H - 1 Hr Min	487.23 P/H - 1 Hr Min	9.00%
c. Tentative Parcel Map	447.00 P/H - 1 Hr Min	487.23 P/H - 1 Hr Min	9.00%
d. Site Utility Review	447.00 P/H - 1/2 Hr Min	487.23 P/H - 1/2 Hr Min	9.00%
e. EBMUD Meter Approval	447.00 P/H - 1/2 Hr Min	487.23 P/H - 1/2 Hr Min	9.00%
f. As-Builts	447.00 P/H - 1/2 Hr Min	487.23 P/H - 1/2 Hr Min	9.00%
g. Resubmittals	447.00 P/H - 1/2 Hr Min	487.23 P/H - 1/2 Hr Min	9.00%
23 Plan Check/Processing Fee for Building Permits	65% Bldg Permit	65% Bldg Permit	0.00%
24 Security Bars			
a. New/Existing Bedroom Window Security Bar Installations/Retrofitting			
1 First Unit	85.00 Permit	85.00 Permit	0.00%
2 Second or more Unit/Room	30.00 Each	30.00 Each	0.00%
b. Certification of Compliance - Contractor Certified Installations			
1 Permit Fee - First Unit	39.00 Permit	39.00 Permit	0.00%
2 Permit Fee - Two or More Units	16.00 Each	16.00 Each	0.00%
25 Consultation Requested For Preliminary Review Of Improvements And Construction Projects (One-Hour Minimum)	447.00 P/H - 1 Hr Min	487.23 P/H - 1/2 Hr Min	9.00%
26 Processing Request For Alternate Materials Or Method Of Construction (AMMR)			
a. Grade I - Code Deviations Requiring Limited Staff Time	447.00 P/H - 1 Hr Min	487.23 P/H - 1/2 Hr Min	9.00%
b. Grade II - Code Violations Found During Plan Checking or Field Inspection	447.00 P/H - 1 Hr Min	487.23 P/H - 1/2 Hr Min	9.00%
c. Grade III - Appeals Regarding Code Requirements When Projects are Still in the Design Stage	447.00 P/H - 1 Hr Min	487.23 P/H - 1/2 Hr Min	9.00%

INSPECTIONS

Inspections are authorized under the California Fire Code as adopted by the City of Oakland. Fees are charged in accordance with Government Code Section 66014.

A. INSPECTION CONDUCTED BY FPB INSPECTOR	339.00 P/H - 1 HR-MIN	369.51 P/H - 1 HR MIN	9.00%
B. AFTER HOURS INSPECTION CONDUCTED BY FPB NSPECTOR	508.00 P/h - 2.5-MIN	553.72 P/H - 2.5 MIN	9.00%
C. INSPECTION CONDUCTED BY FPB - RESIDENTIAL GROUP R-2 OCCUPANCIES	339.00 P/H - 1 Hr Min	369.51 P/H - 1 Hr Min	9.00%
D. INSPECTION WARRANT	754.00 Instance	Actual Cost Instance	N/A
E. COMPLAINT INSPECTION	339.00 P/H - 1 HR-MIN	369.51 P/H - 1 HR MIN	9.00%
F. CANCELLED INSPECTIONS - Equal to or less than 24 hours Notice	339.00 Penalty Fee	369.51 Penalty Fee	9.00%
G. HIGH-RISE BUILDINGS INSPECTIONS (Occupiable space => 75 feet above point of access)			
Annual Inspection	0.015 Cents Per Sqft	0.015 Cents Per Sqft	0.00%
Re-Inspection	339.00 P/H - 1 Hr Min	369.51 P/H - 1 Hr Min	9.00%
H. MID-RISE BUILDINGS INSPECTIONS =>4 stories (Floor of Penthouse excluded as a Story for Residential Property Only, Not Classified as a High-Rise)	339.00 P/H - 1 Hr Min	369.51 P/H - 1 Hr Min	9.00%
I. INSPECTION CONDUCTED BY AN ENGINE COMPANY			
1 Annual Inspection	158.00 Inspection	158.00 Inspection	0.00%
2 Re-Inspection	75.00 Inspection	75.00 Inspection	0.00%
3 Self-Inspection Certification	75.00 Certification	75.00 Certification	0.00%
J. CARE FACILITIES defined by Oakland Fire Code Chapter 2			
1 New/Modified Care Facility as Identified by Department of Social			



**City of Oakland
Master Fee Schedule**
Effective July 1, 2018

FIRE DEPARTMENT

FEE DESCRIPTION	CURRENT (FY 2017-18)		PROPOSED (FY 2018-19)		%
	FEE	UNIT	FEE	UNIT	
a. Adult Residential Facilities					
1 Proposed Facility Inspection 25 or less persons	339.00	P/H - 1/2 Hr Min- Per Insp	369.51	P/H - 1/2 Hr Min Per Insp	9.00%
2 Proposed Facility Inspection 26 or more persons	339.00	P/H - 1/2 Hr Min- Per Insp	369.51	P/H - 1/2 Hr Min Per Insp	9.00%
3 State Final Fire Clearance Request	339.00	P/H - 1/2 Hr Min- Per Insp	369.51	P/H - 1/2 Hr Min Per Insp	9.00%
b. Congregate Living Health Facilities					
1 Proposed Facility Inspection 25 or less persons	339.00	P/H - 1/2 Hr Min- Per Insp	369.51	P/H - 1/2 Hr Min Per Insp	9.00%
2 Proposed Facility Inspection 26 or more persons	339.00	P/H - 1/2 Hr Min- Per Insp	369.51	P/H - 1/2 Hr Min Per Insp	9.00%
3 State Final Fire Clearance Request	339.00	P/H - 1/2 Hr Min- Per Insp	369.51	P/H - 1/2 Hr Min Per Insp	9.00%
c. Foster Family Homes					
1 Proposed Facility Inspection 25 or less persons	339.00	P/H - 1/2 Hr Min- Per Insp	369.51	P/H - 1/2 Hr Min Per Insp	9.00%
2 Proposed Facility Inspection 26 or more persons	339.00	P/H - 1/2 Hr Min- Per Insp	369.51	P/H - 1/2 Hr Min Per Insp	9.00%
3 State Final Fire Clearance Request	339.00	P/H - 1/2 Hr Min- Per Insp	369.51	P/H - 1/2 Hr Min Per Insp	9.00%
d. Group Homes					
1 Proposed Facility Inspection 25 or less persons	339.00	P/H - 1/2 Hr Min- Per Insp	369.51	P/H - 1/2 Hr Min Per Insp	9.00%
2 Proposed Facility Inspection 26 or more persons	339.00	P/H - 1/2 Hr Min- Per Insp	369.51	P/H - 1/2 Hr Min Per Insp	9.00%
3 State Final Fire Clearance Request	339.00	P/H - 1/2 Hr Min- Per Insp	369.51	P/H - 1/2 Hr Min Per Insp	9.00%
e. Intermediate Care for Developmentally Disabled Habilitative					
1 Proposed Facility Inspection 25 or less persons	339.00	P/H - 1/2 Hr Min- Per Insp	369.51	P/H - 1/2 Hr Min Per Insp	9.00%
2 Proposed Facility Inspection 26 or more persons	339.00	P/H - 1/2 Hr Min- Per Insp	369.51	P/H - 1/2 Hr Min Per Insp	9.00%
3 State Final Fire Clearance Request	339.00	P/H - 1/2 Hr Min- Per Insp	369.51	P/H - 1/2 Hr Min Per Insp	9.00%
f. Intermediate Care for Developmentally Disabled Nursing					
1 Proposed Facility Inspection 25 or less persons	339.00	P/H - 1/2 Hr Min- Per Insp	369.51	P/H - 1/2 Hr Min Per Insp	9.00%
2 Proposed Facility Inspection 26 or more persons	339.00	P/H - 1/2 Hr Min- Per Insp	369.51	P/H - 1/2 Hr Min Per Insp	9.00%
3 State Final Fire Clearance Request	339.00	P/H - 1/2 Hr Min- Per Insp	369.51	P/H - 1/2 Hr Min Per Insp	9.00%
g. Nurseries					
1 Proposed Facility Inspection 25 or less persons	339.00	P/H - 1/2 Hr Min- Per Insp	369.51	P/H - 1/2 Hr Min Per Insp	9.00%
2 Proposed Facility Inspection 26 or more persons	339.00	P/H - 1/2 Hr Min- Per Insp	369.51	P/H - 1/2 Hr Min Per Insp	9.00%
3 State Final Fire Clearance Request	339.00	P/H - 1/2 Hr Min- Per Insp	369.51	P/H - 1/2 Hr Min Per Insp	9.00%
h. Residential Care for Elderly (RCFE)					
1 Proposed Facility Inspection 25 or less persons	339.00	P/H - 1/2 Hr Min- Per Insp	369.51	P/H - 1/2 Hr Min Per Insp	9.00%
2 Proposed Facility Inspection 26 or more persons	339.00	P/H - 1/2 Hr Min- Per Insp	369.51	P/H - 1/2 Hr Min Per Insp	9.00%
3 State Final Fire Clearance Request	339.00	P/H - 1/2 Hr Min- Per Insp	369.51	P/H - 1/2 Hr Min Per Insp	9.00%
i. Chronically Ill					
1 Proposed Facility Inspection 25 or less persons	339.00	P/H - 1/2 Hr Min- Per Insp	369.51	P/H - 1/2 Hr Min Per Insp	9.00%
2 Proposed Facility Inspection 26 or more persons	339.00	P/H - 1/2 Hr Min- Per Insp	369.51	P/H - 1/2 Hr Min Per Insp	9.00%
3 State Final Fire Clearance Request	339.00	P/H - 1/2 Hr Min- Per Insp	369.51	P/H - 1/2 Hr Min Per Insp	9.00%
j. Rehabilitation Houses					
1 Halfway Houses					
a. Proposed Facility Inspection 25 or less persons	339.00	P/H - 1/2 Hr Min- Per Insp	369.51	P/H - 1/2 Hr Min Per Insp	9.00%
b. Proposed Facility Inspection 26 or more persons	339.00	P/H - 1/2 Hr Min- Per Insp	369.51	P/H - 1/2 Hr Min Per Insp	9.00%



City of Oakland
Master Fee Schedule
Effective July 1, 2018

FIRE DEPARTMENT

FEE DESCRIPTION	CURRENT (FY 2017-18)		PROPOSED (FY 2018-19)		%
	FEE	UNIT	FEE	UNIT	
c. State Final Fire Clearance Request	339.00	P/H - 1/2 Hr Min Per Insp	369.51	P/H - 1/2 Hr Min Per Insp	9.00%
2 Community Correctional Centers					
a. Proposed Facility Inspection 25 or less persons	339.00	P/H - 1/2 Hr Min Per Insp	369.51	P/H - 1/2 Hr Min Per Insp	9.00%
b. Proposed Facility Inspection 26 or more persons	339.00	P/H - 1/2 Hr Min Per Insp	369.51	P/H - 1/2 Hr Min Per Insp	9.00%
c. State Final Fire Clearance Request	339.00	P/H - 1/2 Hr Min Per Insp	369.51	P/H - 1/2 Hr Min Per Insp	9.00%
3 Community Correction Reentry Centers					
a. Proposed Facility Inspection 25 or less persons	339.00	P/H - 1/2 Hr Min Per Insp	369.51	P/H - 1/2 Hr Min Per Insp	9.00%
b. Proposed Facility Inspection 26 or more persons	339.00	P/H - 1/2 Hr Min Per Insp	369.51	P/H - 1/2 Hr Min Per Insp	9.00%
c. State Final Fire Clearance Request	339.00	P/H - 1/2 Hr Min Per Insp	369.51	P/H - 1/2 Hr Min Per Insp	9.00%
4 Community Treatment Programs					
a. Proposed Facility Inspection 25 or less persons	339.00	P/H - 1/2 Hr Min Per Insp	369.51	P/H - 1/2 Hr Min Per Insp	9.00%
b. Proposed Facility Inspection 26 or more persons	339.00	P/H - 1/2 Hr Min Per Insp	369.51	P/H - 1/2 Hr Min Per Insp	9.00%
c. State Final Fire Clearance Request	339.00	P/H - 1/2 Hr Min Per Insp	369.51	P/H - 1/2 Hr Min Per Insp	9.00%
5 Work Furlough Programs					
a. Proposed Facility Inspection 25 or less persons	339.00	P/H - 1/2 Hr Min Per Insp	369.51	P/H - 1/2 Hr Min Per Insp	9.00%
b. Proposed Facility Inspection 26 or more persons	339.00	P/H - 1/2 Hr Min Per Insp	369.51	P/H - 1/2 Hr Min Per Insp	9.00%
c. State Final Fire Clearance Request	339.00	P/H - 1/2 Hr Min Per Insp	369.51	P/H - 1/2 Hr Min Per Insp	9.00%
6 Alcoholism or Drug Abuse Recover/Treatment					
a. Proposed Facility Inspection 25 or less persons	339.00	P/H - 1/2 Hr Min Per Insp	369.51	P/H - 1/2 Hr Min Per Insp	9.00%
b. Proposed Facility Inspection 26 or more persons	339.00	P/H - 1/2 Hr Min Per Insp	369.51	P/H - 1/2 Hr Min Per Insp	9.00%
c. State Final Fire Clearance Request	339.00	P/H - 1/2 Hr Min Per Insp	369.51	P/H - 1/2 Hr Min Per Insp	9.00%
k. Hospitals	339.00	P/H - 1 Hr Min Per Insp	369.51	P/H - 1 Hr Min Per Insp	9.00%
l. Nursing Homes	339.00	P/H - 1 Hr Min Per Insp	369.51	P/H - 1 Hr Min Per Insp	9.00%
m. Mental Hospitals	339.00	P/H - 1 Hr Min Per Insp	369.51	P/H - 1 Hr Min Per Insp	9.00%
n. Detoxification Facilities	339.00	P/H - 1 Hr Min Per Insp	369.51	P/H - 1 Hr Min Per Insp	9.00%
o. Jail	339.00	P/H - 1 Hr Min Per Insp	369.51	P/H - 1 Hr Min Per Insp	9.00%
p. Prison	339.00	P/H - 1 Hr Min Per Insp	369.51	P/H - 1 Hr Min Per Insp	9.00%
q. Reformatories	339.00	P/H - 1 Hr Min Per Insp	369.51	P/H - 1 Hr Min Per Insp	9.00%
r. Detention Center	339.00	P/H - 1 Hr Min Per Insp	369.51	P/H - 1 Hr Min Per Insp	9.00%
s. Correctional Centers	339.00	P/H - 1 Hr Min Per Insp	369.51	P/H - 1 Hr Min Per Insp	9.00%
t. Juvenile Hall	339.00	P/H - 1 Hr Min Per Insp	369.51	P/H - 1 Hr Min Per Insp	9.00%
u. Adult Day Care					
1 Proposed Facility Inspection 25 or less persons	339.00	P/H - 1/2 Hr Min Per Insp	369.51	P/H - 1/2 Hr Min Per Insp	9.00%
2 Proposed Facility Inspection 26 or more persons	339.00	P/H - 1/2 Hr Min Per Insp	369.51	P/H - 1/2 Hr Min Per Insp	9.00%
3 State Final Fire Clearance Request	339.00	P/H - 1/2 Hr Min Per Insp	369.51	P/H - 1/2 Hr Min Per Insp	9.00%
v. Adult Day Care Support					
1 Proposed Facility Inspection 25 or less persons	339.00	P/H - 1/2 Hr Min Per Insp	369.51	P/H - 1/2 Hr Min Per Insp	9.00%
2 Proposed Facility Inspection 26 or more persons	339.00	P/H - 1/2 Hr Min Per Insp	369.51	P/H - 1/2 Hr Min Per Insp	9.00%



**City of Oakland
Master Fee Schedule**
Effective July 1, 2018

FIRE DEPARTMENT

FEE DESCRIPTION	CURRENT (FY 2017-18)		PROPOSED (FY 2018-19)		%
	FEE	UNIT	FEE	UNIT	
3 State Final Fire Clearance Request	339.00	P/H - 1/2 Hr Min- Per Insp	369.51	P/H - 1/2 Hr Min Per Insp	9.00%
w. Family Day-care Homes					
1 Proposed Facility Inspection 25 or less persons	339.00	P/H - 1/2 Hr Min- Per Insp	369.51	P/H - 1/2 Hr Min Per Insp	9.00%
2 Proposed Facility Inspection 26 or more persons	339.00	P/H - 1/2 Hr Min- Per Insp	369.51	P/H - 1/2 Hr Min Per Insp	9.00%
3 State Final Fire Clearance Request	339.00	P/H - 1/2 Hr Min- Per Insp	369.51	P/H - 1/2 Hr Min Per Insp	9.00%
x. Day Care Center For Mildly Ill Children					
1 Proposed Facility Inspection 25 or less persons	339.00	P/H - 1/2 Hr Min- Per Insp	369.51	P/H - 1/2 Hr Min Per Insp	9.00%
2 Proposed Facility Inspection 26 or more persons	339.00	P/H - 1/2 Hr Min- Per Insp	369.51	P/H - 1/2 Hr Min Per Insp	9.00%
3 State Final Fire Clearance Request	339.00	P/H - 1/2 Hr Min- Per Insp	369.51	P/H - 1/2 Hr Min Per Insp	9.00%
y. Infant Care Center					
1 Proposed Facility Inspection 25 or less persons	339.00	P/H - 1/2 Hr Min- Per Insp	369.51	P/H - 1/2 Hr Min Per Insp	9.00%
2 Proposed Facility Inspection 26 or more persons	339.00	P/H - 1/2 Hr Min- Per Insp	369.51	P/H - 1/2 Hr Min Per Insp	9.00%
3 State Final Fire Clearance Request	339.00	P/H - 1/2 Hr Min- Per Insp	369.51	P/H - 1/2 Hr Min Per Insp	9.00%
z. School Aged Child Day Care					
1 Proposed Facility Inspection 25 or less persons	339.00	P/H - 1/2 Hr Min- Per Insp	369.51	P/H - 1/2 Hr Min Per Insp	9.00%
2 Proposed Facility Inspection 26 or more persons	339.00	P/H - 1/2 Hr Min- Per Insp	369.51	P/H - 1/2 Hr Min Per Insp	9.00%
3 State Final Fire Clearance Request	339.00	P/H - 1/2 Hr Min- Per Insp	369.51	P/H - 1/2 Hr Min Per Insp	9.00%
aa. All Other State/County Fire Clearance Requests	339.00	P/H - 1 Hr Min Per Insp	369.51	P/H - 1 Hr Min Per Insp	9.00%
2 EXISTING CARE FACILITY					
a. <u>Residential Care for the Elderly (RCFE)</u> <i>(Pursuant to Health and Safety Code Section 1569.84, neither the State Fire Marshal nor any local public entity shall charge any fee for enforcing fire inspection regulations pursuant to state law or regulations or local ordinance, with respect to residential-care facilities for the elderly (RCFE) which service six or fewer persons)</i>					
1 Six or fewer persons	339.00	P/H - 1/2 Hr Min- Per Insp	369.51	P/H - 1/2 Hr Min Per Insp	9.00%
2 Seven or more persons	339.00	P/H - 1/2 Hr Min- Per Insp	369.51	P/H - 1/2 Hr Min Per Insp	9.00%
b. All others Classifications	339.00	P/H - 1/2 Hr Min- Per Insp	369.51	P/H - 1/2 Hr Min Per Insp	9.00%
K. SECURITY BARS					
Inspection/Investigation Fees	339.00	P/H - 1 Hr Min	369.51	P/H - 1 Hr Min	9.00%
L. COMPLIANCE PLAN INSPECTIONS (Verify/Monitor Progress)	339.00	P/H - 1 Hr Min	369.51	P/H - 1 Hr Min	9.00%
M. COMMENCE OR COMPLETE WORK FOR WHICH PERMITS ARE REQUIRED BY THE OAKLAND FIRE CODE WITHOUT FIRST HAVING OBTAINED THE REQUIRED PERMITS & INSPECTIONS					
1 Work Commenced without Permit	Double Permit Fee All Fees		Double Permit Fee All Fees		0.00%
2 Investigation/Inspection of Unpermitted Work	339.00	P/H - 1 Hr Min	369.51	P/H - 1 Hr Min	9.00%
3 Work Completed Without Permit	Quadruple Permit Fee All Fees		Quadruple Permit Fee All Fees		0.00%



City of Oakland
Master Fee Schedule
Effective July 1, 2018

FIRE DEPARTMENT

FEE DESCRIPTION	CURRENT (FY 2017-18)		PROPOSED (FY 2018-19)		%
	FEE	UNIT	FEE	UNIT	
HAZARDOUS MATERIALS MANAGEMENT					
<i>Inspections are authorized under the California Fire Code as adopted by the City of Oakland. Fees are charged in accordance with Government Code Section 66014.</i>					
A. HAZARDOUS MATERIALS INSPECTION	350.00	P/H - 1 HR-MIN	381.50	P/H - 1 HR MIN	9.00%
B. AFTER HOURS HAZARDOUS MATERIALS INSPECTION	525.00	P/H - 2.5 MIN	572.25	P/H - 2.5 MIN	9.00%
C. SPILLS, LEAKS AND CONTAMINATED SITES					
Spills, Leaks and Contaminated Sites Oversight (Hourly Fee)	350.00	P/H - 1 HR-MIN	381.50	P/H - 1 HR MIN	9.00%
D. TANK/PIPELINES PERMITS - ALL TANK TYPES					
1 Tank/Pipelines Permits - Plan Review (Installation, Modification, and/or Removal)	447.00	P/H - 1 Hr-Min	487.23	P/H - 1 Hr Min	9.00%
2 Tank/Pipelines Permits - Inspection (Installation, Modification, and/or Removal)	447.00	P/H - 1 Hr-Min	487.23	P/H - 1 Hr Min	9.00%
HAZARDOUS MATERIALS - (Install, Repair, Abandon, Remove, Place					
E. Temporarily out of Service, Close, or Substantially Modify a Storage Facility or Area)					
1 Hazardous Materials - Plan Review	447.00	P/H - 1 Hr-Min	487.23	P/H - 1 Hr Min	9.00%
2 Hazardous Materials - Expedited Plan Review	715.00	P/H - 2 Hr-Min	779.35	P/H - 2 Hr Min	9.00%
F. HAZARDOUS MATERIALS EMERGENCY RESPONSE					
1 Emergency Response - Specialized Contractor Services	Actual Cost		Actual Cost		0.00%
2 Emergency Response - Materials/Products	Actual Cost		Actual Cost		0.00%
HAZARDOUS FIRE AREA					
A. FIRE HAZARD CLEARANCE- Administrative Fee	1442.00	Property	1212.08	Property	9.00%
B. Re-Inspection	303.00	Property	330.27	Property	9.00%
PUBLIC EDUCATION/TRAINING					
A. EMERGENCY PREPAREDNESS PLANNING					
1 Private Business - Employee Training	133.00	Hour + Materials	133.00	Hour + Materials	0.00%
2 Public / Non-Profit Organization - Employee Training	92.00	Hour + Materials	92.00	Hour + Materials	0.00%
B. NON-CERTIFIED CPR TRAINING/FIRST AID TRAINING (COMBINED)					
1 Private Business	75.00	Student/6 Max	75.00	Student/6 Max	0.00%
2 Public / Non Profit Organization	75.00	Student/6 Max	75.00	Student/6 Max	0.00%
C. EMERGENCY PREPAREDNESS SUPPLIES AND EQUIPMENT					
1 CORE Module I Workbook, "Individual & Family Preparedness"					
2 CORE Module II Workbook, "Developing Neighborhood Emergency Response Teams"					
3 CORE Module III Workbook, "An Advanced Emergency Preparedness Workbook for Hands-on Training"					
4 CORE Workbook Set, Modules I, II and III					
D. CONFINED SPACE TRAINING					
E. AED CLASS					
F. FIRST AID & CPR CLASSES					
G. FIRST AID CLASS					
H. HEALTHCARE PROVIDER CLASS					
I. HEARTSAVER CPR CLASS					
1 (3) Paramedic Classes					
2 EMT Certification					
J. FIRE EXTINGUISHER TRAINING					



City of Oakland
Master Fee Schedule
Effective July 1, 2018

FIRE DEPARTMENT

FEE DESCRIPTION	CURRENT (FY 2017-18)		PROPOSED (FY 2018-19)		%
	FEE	UNIT	FEE	UNIT	
1 Private Businesses					
2 Public Businesses					
K. TRAINING FEE					

Office of the City Attorney

FY 2018-19 MASTER FEE SCHEDULE

EXHIBIT A: A-10
Office of the City Attorney



**City of Oakland
Master Fee Schedule**

Effective July 1, 2018

CITY ATTORNEY

FEE DESCRIPTION	CURRENT FEE (FY 2017-18) FEE UNIT	PROPOSED FEE (FY 2018-19) FEE UNIT	% CHANGE	Justification for Fee Change
A. CITY ATTORNEY'S HOURLY RATES				
1 Deputy City Attorney I	209.83 Hour	220.32 Hour	5.00%	Change due to 5% 2-yr COLA approved for Local 21
2 Deputy City Attorney II	283.38 Hour	297.55 Hour	5.00%	Change due to 5% 2-yr COLA approved for Local 21
3 Deputy City Attorney III	312.58 Hour	328.21 Hour	5.00%	Change due to 5% 2-yr COLA approved for Local 21
4 Deputy City Attorney IV	343.95 Hour	361.15 Hour	5.00%	Change due to 5% 2-yr COLA approved for Local 21
5 Deputy City Attorney V	378.56 Hour	397.49 Hour	5.00%	Change due to 5% 2-yr COLA approved for Local 21
6 Paralegal	164.40 Hour	172.62 Hour	5.00%	Change due to 5% 2-yr COLA approved for Local 21
7 Claim Investigator III	214.16 Hour	224.87 Hour	5.00%	Change due to 5% 2-yr COLA approved for Local 21
8 Special Counsel	398.06 Hour	417.96 Hour	5.00%	Change due to 5% 2-yr COLA approved for Local 21
9 Neighborhood Law Corps Attorney	97.34 Hour	102.21 Hour	5.00%	Change due to 5% 2-yr COLA approved for Local 21

Office of the City Clerk

FY 2018-19 MASTER FEE SCHEDULE

EXHIBIT A: A-11
Office of the City Clerk



**City of Oakland
Master Fee Schedule**

Effective July 1, 2017

CITY CLERK

FEE DESCRIPTION	CURRENT FEE	FY 2018-19
	(FY 2017-18)	
	FEE UNIT	FEE UNIT
A. OAKLAND CITY COUNCIL AGENDA PACKET		
1 Subscriber		
a. Large- Subscription with Attachments and Directory of Boards and Commissions; Picked Up	1,200.00 Year	1,200.00 Year
b. Small- Subscription without Attachments; Picked Up	60.00 Year	60.00 Year
c. Large- Subscription with Attachments and Directory of Boards & Commissions (Oakland Based Nonprofit Org.) [501c(3)]; Picked Up	400.00 Year	400.00 Year
B. DOCUMENT CERTIFICATION		
	15.00 Certification	15.00 Certification
C. PASSPORT DOCUMENTATION		
1 Passport Processing Application Execution Fee (subject to Section 51.22 of the Code of Federal Regulations)	25.00 Per Passport	35.00 Per Passport
2 Passport Photographs	25.00 Per Photograph	25.00 Per Photograph
D. ELECTION FILING FEES		
1 Nomination Papers (Non-refundable, Per Municipal Code Section 3.08.060). <i>This fee will be increased incrementally upon recommendation of the Office of the City Clerk.</i>	300.00 Filing	1000.00 Filing
2 Initiative Petitions (Filing Fee May Be Refunded within One Year if Clerk Certifies Sufficiency of Petition)	500.00 Filing	500.00 Filing
3 Filing Fee for Appointment Process, When City Council Vacancy Occurs	300.00 Filing	300.00 Filing
4 Write-in Candidates	25.00 Filing	25.00 Filing
E. STATEMENT OF ECONOMIC INTERESTS (Form 700) late fee per day up to \$100		
	10.00 Day	10.00 Day
F. COUNCIL DISTRICT MAP		
	10.00 Each	10.00 Each
G. DUPLICATION OF ELECTIONS MATERIALS: FPPC reports, campaign logs and election documents ONLY		
	0.10 Page	0.10 Page
H. DOMESTIC PARTNERSHIP REGISTRATION (Ordinance No. 12467 C.M.S.)		
1 Registration	40.00 Couple	40.00 Couple
2 Termination of Registration		
a. Both Partners Present	10.00 Couple	10.00 Couple
b. One Partner Present	15.00 Person	15.00 Person

Housing & Community Development

FY 2018-19 MASTER FEE SCHEDULE

EXHIBIT A: A-12
Housing & Community Development

**City of Oakland
Master Fee Schedule**

Effective July 1, 2018

**HOUSING & COMMUNITY
DEVELOPMENT**

FEE DESCRIPTION	CURRENT FEE (FY 2017-18)		PROPOSED FEE (FY 2018-19)		%
	FEE	UNIT	FEE	UNIT	
LENDING					
B. RENT PROGRAM SERVICE FEE					
1 Annual Service Fee per Unit (Fees are due January 1 and	30.00	Unit	30.00	Unit	0.00%
2 If paid within 30 days late, add 10% late fee. In addition	30.00 Unit+10%	Unit	30.00 Unit+10%	Unit	0.00%
3 If paid within 60 days late add 25%	30.00 Unit+25%	Unit	30.00 Unit+25%	Unit	0.00%
4 If paid after 60 days late add 50%	30.00 Unit+50%	Unit	30.00 Unit+50%	Unit	0.00%
5 Petition Fee per Unit	68.00	Unit	91.44	Unit	<u>34.00%</u>

AN ORDINANCE AMENDING ORDINANCE NO. 13448 C.M.S. (THE FISCAL YEAR 2017-18 MASTER FEE SCHEDULE, OR "MFS"), TO ESTABLISH, MODIFY AND DELETE FEES AND PENALTIES ASSESSED BY OFFICES, DEPARTMENTS, BUREAUS, AND AGENCIES OF THE CITY OF OAKLAND, REFERENCED HEREIN.

NOTICE AND DIGEST

This Ordinance authorizes an amendment to Ordinance Number 13448 C.M.S. (The FY 2017-18 Master Fee Schedule, or "MFS"), to establish, modify and delete fees and penalties assessed by offices, departments, bureaus, and agencies of the City of Oakland. The first public reading of this ordinance is scheduled at a public hearing on 5/15/18 and second on 5/29/18. The location is at City Council Chambers located on the Third Floor of City Hall, One Frank H. Ogawa Plaza, Oakland, California, at 5:30pm. Upon final adoption of the Ordinance, fees will be effective on July 1, 2018 and will remain in effect until further notice.