

CITY OF OAKLAND

Supplemental Agenda Report

OFFICE OF THE CITY ADMINISTRATOR
2007 JUN 16 10:58:00

TO: Office of the City Administrator
ATTN: Deborah Edgerly
FROM: Department of Human Services
DATE: July 17, 2007

RE: A Supplemental Report On Contractor Compliance With Performance Standards For Homeless Services Contracts Funded Under the Fiscal Year 2006-2007 Emergency Shelter Grant (ESG), Emergency Housing Program (EHP), and Winter Relief Program (WRP)


SUMMARY

On July 10, 2007, staff presented a report to the Life Enrichment Committee requesting authorization to extend the performance periods of existing grant agreements under the fiscal year 2006-2007 Emergency Shelter Grant (ESG), Emergency Housing Program (EHP), and Winter Relief Program (WRP). This supplemental report provides detail on the performance of the programs funded under those grants. All of the programs are in compliance with performance standards and reporting requirements as specified in their respective contracts. Staff has monitored each program for fiscal and programmatic compliance and made site visits to each service provider location. Attached are the latest monthly progress reports for each program.

ACTION REQUESTED OF THE CITY COUNCIL

Accept this informational report.

Respectfully submitted,


ANDREA YOUNGDAHL
Director, Department of Human Services

Prepared by:
Michael K. Church, Program Analyst II

APPROVED FOR FORWARDING TO THE
OAKLAND CITY COUNCIL:


OFFICE OF THE CITY ADMINISTRATOR

Item # _____
City Council
July 17, 2007

CITY OF OAKLAND HOMELESS SERVICES, SHELTER, & SUPPORTIVE HOUSING PROGRAMS

MONTHLY/QUARTERLY PROGRESS REPORT

Contractor Name: Anka Behavioral Health, Inc Reporting period (Month & Year): April, 2007
 Program Name: Winter Shelter (92-1004) Expenditures this period:
 Total Awarded: (DARBUS) ends April 15, 2007 Submitted by: Cathy Rodriguez
 Submit date:

Scope of Services (Activity goals & objectives)	Accomplishments/Status
As stated in Contract, must be quantified Provide shelter for up to 100 single men and women Provide a dinner meal and a breakfast meal daily Provide showers and toilets Provide case management and information and referral Hire and manage staff sufficient to ensure a safe and well maintained program and facility Provide shuttle transportation Coordinate with the City of Berkeley	Provided shelter for 86 single men and women Provided daily dinner and breakfast meals for 86 Provided showers and toilets for 86 Provided case mngmt, info and referral for 86 1 prgm admin, 2 case managers, 8 support staff, 2 van drivers Provided 16 daily shuttles to Henry Robinson, and West Oakl Daily coordination with the city of Berkeley
Problems/Comments/Reasons for Delays	Corrective Actions Plan

1. Beneficiaries			3. Housing & Services Provided		
Enter number of persons served daily or yearly			Enter number of contacts		
	Period	YTD	Period	YTD	
Residential services, for shelters with overnight accommo			Rent Assistance/Eviction Prevention/Move-in		
Adults, avg. number served daily	86		Shelter Bed Nights	3,000	11,190
Children, avg. number served daily			Hotel/Motel Voucher Bed Nights		-
Avg. number served yearly (unduplicated adults and children, not visits)			Legal Assistance	86	181
Services at sites not providing overnight accommodation			Case Management		
Adults, avg. number served daily			Food Services/Pantry/Soup-Kitchen Meals	5,160	21,541
Adults, avg. number served yearly (unduplicated, not visits)			Benefits Advocacy	4	14
2. Number of Persons Housed In:			Housing Advocacy/Assistance Obtaining Transitional or Permanent Housing		
Enter number of individuals	Period	YTD	Outreach		-
Barracks	86	359	HIV/AIDS Services	86	86
Group/Large House		-	Employment		9
Scattered Site Apartment		-	Drop-in Shelters		-
Single Family Detached Home		-	Health Care	16	56
Single Room Occupancy		-	Child Care		-
Mobile Home/Trailer		-	Mental Health	3	13
Hotel/Motel		-	Alcohol/Drug Problem	13	125
Other		-	Other		-
			Proposed Units (per contract)		-
			Actual Units		-

CITY OF OAKLAND HOMELESS SERVICES, SHELTER, & SUPPORTIVE HOUSING PROGRAMS

MONTHLY/QUARTERLY PROGRESS REPORT

4. Clients Served

Enter estimated % of persons served on an average day	Residential				Non-residential			
	Period		YTD Avg.		Period		YTD Avg.	
	Male	Female	Male	Female	Male	Female	Male	Female
Unaccompanied								
18 & Over			62.6%	12.9%				
Under 18								
Families with children, headed by:								
Single youth under 18								
Single 18 and over								
Two parents 18 and over								
Two parents under 18								
Families with no children								

5. Race/Ethnicity Characteristics

Enter avg. number of persons served this period and yearly. Base avg. yearly on the yearly avg. entered in Part I.	Residential				Non-residential			
	Period		Avg Yearly		Period		Avg Yearly	
	Total	Hispanic	Total	Hispanic	Total	Hispanic	Total	Hispanic
White	15							
Black/African-American	68							
American Indian/Alaskan Native								
Asian								
Native Hawaiian/Other Pac. Islander								
Am. Indian/Alaskan Native & White								
Asian & White								
Black/African-American & White	2							
American Indian/Alaskan Native & Black/African-American	1							
Other Multi-Racial								
Total all races*	86							

* Yearly total must equal Part I Total

6. Beneficiary Characteristics

Enter estimated % of persons with following characteristics served on an average day	Residential		Non-residential	
	Period	YTD Avg.	Period	YTD Avg.
Battered Spouse		2.3%		
Runaway/Throwaway Youth				
Chronically Mentally Ill	18.3%	21.8%		
Developmentally Disabled		2.9%		
HIV/AIDS		0.3%		
Alcohol Dependent Individuals	17.0%	10.8%		
Drug Dependent Individuals	15.0%	10.1%		
Elderly (over 62)		3.9%		
Veterans	8.6%	13.0%		
Physically Disabled	4.5%	15.8%		
Other				

**CITY OF OAKLAND HOMELESS SERVICES, SHELTER AND SUPPORTIVE HOUSING PROGRAMS
MONTHLY/QUARTERLY PROGRESS REPORT**

Contractor Name:	<u>Covenant House California</u>	Reporting Period (Month & Year)	<u>May, 2007</u>
Program Name:	<u>Youth Crisis Shelter</u>	Expenditures this period:	<u>\$1916.67</u>
Total Award:	<u>\$23,000</u>	Submitted by:	<u>Julie Maxson, Program Director</u>
		Submit date:	<u>6/10/07</u>

Scope of Services (Activity Goals & Objectives) As stated in Contract, must be quantified	Accomplishments/Status
<ul style="list-style-type: none"> 135 youth will receive emergency services at Youth Crisis Shelter with one or more nights of food/shelter 100% of youth staying more than two nights will create case plan with Shelter Case Manager 65-75% of shelter residents will receive employment assistance One third of shelter residents will obtain employment All youth who are in need of GED assistance will attend GED classes 30-35 shelter residents will receive financial literacy and money management education once a week 50% of shelter residents will receive life skills training 100% of shelter residents will receive information and referral services 	<p>During May, 2007.</p> <ul style="list-style-type: none"> 28 unduplicated youth received emergency services at the Youth Crisis Shelter, for a total of 110 unduplicated youth this fiscal year 100% of youth staying more than two nights created a case plan with the Shelter Case Manager Approximately 57% of shelter residents received employment assistance Approximately 25% of shelter residents were employed in May 100% of youth requiring GED assistance attended the GED program Financial Literacy and Money Management classes were not held this month, but individual support was provided to 20 shelter residents Approximately 50% of shelter residents received life skills training, through individual mentoring, regularly scheduled classes, and special presentations 100% of shelter residents received information and referral services

Problems/Comments/Reasons for Delays	Corrective Action Plan
<p>We had problems and/or delays in the following areas</p> <ul style="list-style-type: none"> 65-75% of shelter residents will receive employment assistance One third of shelter residents will obtain employment 30-35 shelter residents will receive financial literacy and money management education once a week 	<ul style="list-style-type: none"> This month, we had a very high number of clients with either a dedicated focus on school and/or a challenge with mental health issues, preventing them from engaging in the employment program Although financial literacy and money management classes were not offered this month, we have also continued one-on-one financial planning and budgeting sessions, and service of this kind was provided to 20 shelter residents this month, or 71% of the shelter population.

1. Beneficiaries				3. Housing & Services Provided			
Enter number of persons served daily or yearly				Enter Number of Contacts		Period	YTD
Residential services for shelters with overnight accommodation				Rent Assistance/Eviction Prevention/Move-In			
Adults, average number served daily	17			Shelter Bed Nights		520	4790
Children, average number served daily	0			Hotel/Motel Voucher Bed Nights			
Average number served yearly (duplicated adults and children, not visits)	110			Legal Assistance			
Services at sites not providing overnight accommodation				Case Management		224	2008
Adults, average number served daily	N/A			Food Services/Pantry/Soup-Kitchen Meals		1560	14,370
Adults, average number served yearly (unduplicated, not visits)	N/A			Benefits Advocacy		56	396
2. Number of Persons Housed In:				Housing Advocacy/Assistance Obtaining Transitional or Permanent Housing		224	1680
				Outreach		625	4858
				HIV/AIDS Services			
Enter number of individuals		Period	YTD	Employment		128	1576
Barracks				Drop-in Shelters			
Group/Large House				Health Care			
Scattered Site Apartment				Child Care			

Single Family Detached Home			Mental Health	76	527
Single Room Occupancy			Alcohol/Drug Problem	26	780
Mobile Home Trailer			Other:		
Hotel/Motel			Proposed Units (per contract)	N/A	135-140
Other: <i>Church Hall</i>	28	110	Actual Units	520	4790

**CITY OF OAKLAND HOMELESS SERVICES, SHELTER AND SUPPORTIVE HOUSING PROGRAMS
MONTHLY/QUARTERLY PROGRESS REPORT**

4. Clients Served

<i>Enter estimated % of persons served on average day</i>	Residential				Non-Residential			
	Period		YTD		Period		YTD	
	Male	Female	Male	Female	Male	Female	Male	Female
Unaccompanied								
18 and Over	66%	44%	60%	40%				
Under 18								
Families with children headed by:								
Single youth under 18								
Single 18 and over								
Two parents 18 and over								
Two parents under 18								
Families with no children								

5. Race/Ethnicity Characteristics

<i>Enter avg. number of persons served this period and yearly. Base avg. yearly on the yearly avg. entered in Part 1.</i>	Residential				Non-Residential			
	Period		Avg. Yearly		Period		YTD	
	Total	Hispanic	Total	Hispanic	Total	Hispanic	Total	Hispanic
White	3.64	.55	23.78	5.03				
Black/African American	13.35		87.21					
Asian	0		0					
Native Hawaiian/Other Pac. Islander	0		0					
Am. Indian/Alaskan Native & White	0		0					
Asian and white	0		0					
Black/African-American & White	0		0					
American Indian/Alaskan Native and Black/African-American	0		0					
Other Multi-Racial	0		0					
Total all races*	17	.55	111	5.03				
*Yearly total must equal Part 1 Total:								

6. Beneficiary Characteristics

<i>Enter estimated % of persons served on average day</i>	Residential		Non-Residential	
	Period	YTD	Period	YTD
Battered Spouse	7%	5%		
Runaway/Throwaway Youth	100%	100%		
Chronically Mentally Ill	28%	18%		
Developmentally Disabled	.04%	.02%		
HIV/AIDS	0%	.01%		
Alcohol Dependent Individuals	35%	34%		
Drug Dependent Individuals	32%	33%		
Elderly (over 62)				
Veterans				
Physically Disabled	4%	.1%		
Other:				

CITY OF OAKLAND HOMELESS SERVICES, SHELTER, & SUPPORTIVE HOUSING PROGRAMS
MONTHLY/QUARTERLY PROGRESS REPORT

Contractor Name: St. Mary's Center Reporting period (Month & Year): May 2007
 Program Name: Emergency Shelter Grant Expenditures this period: _____
 Total Awarded: _____ Submitted by: Carol Johnson
 Submit date: _____

Scope of Services (Activity goals & objectives) As stated in Contract, must be quantified	Accomplishments/Status	
	Month	YTD
Obtain or maintain stable housing (15 persons)	5	30
Initial intake (30 unduplicated)	1	35
Assessment and entry into Recovery 55 (15 persons)	1	12
Assist access to at least one vital service (15 persons)	9	54
Problems/Comments/Reasons for Delays	Corrective Actions Plan	

1. Beneficiaries			3. Housing & Services Provided		
Enter number of persons served daily or yearly			Enter number of contacts		
	Period	YTD	Period	YTD	
Residential services, for shelters with overnight accommodation			Rent Assistance/Eviction Prevention/Move-in	3	11
Adults, avg. number served daily			Shelter Bed Nights		
Children, avg. number served daily			Hotel/Motel Voucher Bed Nights		
Avg. number served yearly (unduplicated adults and children, not visits)			Legal Assistance		
Services at sites not providing overnight accommodation			Case Management	20	149
Adults, avg. number served daily	35		Food Services/Pantry/Soup-Kitchen Meals		8
Adults, avg. number served yearly (unduplicated, not visits)			Benefits Advocacy	20	149
			Housing Advocacy/Assistance Obtaining Transitional or Permanent Housing	5	29
			Outreach		
			HIV/AIDS Services		
			Employment		
			Drop-in Shelters		
			Health Care	4	52
			Child Care		
			Mental Health	14	99
			Alcohol/Drug Problem	4	59
			Other: obtain cei, crisis intervention	3	8
			Proposed Units (per contract)		
			Actual Units		

CITY OF OAKLAND HOMELESS SERVICES, SHELTER, & SUPPORTIVE HOUSING PROGRAMS
MONTHLY/QUARTERLY PROGRESS REPORT

4. Clients Served

Enter estimated % of persons served on an average day	Residential				Non-residential			
	Period		YTD Avg.		Period		YTD Avg.	
	Male	Female	Male	Female	Male	Female	Male	Female
Unaccompanied								
18 & Over					85.0%	15.0%	86.1%	13.9%
Under 18								
Families with children, headed by:								
Single youth under 18								
Single youth 18 and over								
Two parents 18 and over								
Two parents under 18								
Families with no children								

5. Race/Ethnicity Characteristics

Enter avg. number of persons served this period and yearly. Base avg. yearly on the yearly avg. entered in Part I.	Residential				Non-residential			
	Period		Avg Yearly		Period		Avg Yearly	
	Total	Hispanic	Total	Hispanic	Total	Hispanic	Total	Hispanic
White					10	2	12	2
Black/African-American					9		22	
American Indian/Alaskan Native							1	
Asian					1		1	
Native Hawaiian/Other Pac. Islander								
Am. Indian/Alaskan Native & White								
Asian & White								
Black/African-American & White								
American Indian/Alaskan Native & Black/African-American								
Other Multi-Racial								
Total all races*								
* Yearly total must equal Part I Total:								

6. Beneficiary Characteristics

Enter estimated % of persons with following characteristics served on an average day	Residential		Non-residential	
	Period	YTD	Period	YTD
Battered Spouse				
Runaway/Throwaway Youth				
Chronically Mentally Ill			85.0%	61.1%
Developmentally Disabled				
HIV/AIDS				
Alcohol Dependent Individuals			45.0%	50.0%
Drug Dependent Individuals				
Elderly (over 62)			35.0%	33.3%
Veterans			35.0%	36.1%
Physically Disabled			25.0%	19.4%
Other				

CITY OF OAKLAND HOMELESS SERVICES, SHELTER, & SUPPORTIVE HOUSING PROGRAMS

MONTHLY/QUARTERLY PROGRESS REPORT

Contractor Name: East Bay Community Law Center
 Program Name: Emergency Shelter Grant (ESG)
 Total Awarded: \$20,000

Reporting period (Month & Year): May 2006⁷
 Expenditures this period: 2,914.00
 Submitted by: Patricia Pei
 Submit date: 6/18/07

Scope of Services (Activity goals & objectives)	Accomplishments/Status
As stated in Contract, must be quantified	
EBCLC Housing Advocacy Project will Provide housing assistance to 390 Oakland residents through:	
1. Regular evening tenant workshops at sites throughout the city (37) 2. Pro per assistance at LIEP (140) 3. Direct, in-house representation at EBCLC (20)	Tenant workshops = 55 LIEP = 53 Direct Representation = 5 total 113

Problems/Comments/Reasons for Delays	Corrective Actions Plan

1. Beneficiaries			3. Housing & Services Provided			
Enter number of persons served daily or yearly			Enter number of contacts		Period	YTD
Residential services, for shelters with overnight accommo			Rent Assistance/Eviction Prevention/Move-in			
Adults, avg. number served daily			Shelter Bed Nights			
Children, avg. number served daily			Hotel/Motel Voucher Bed Nights			
Avg. number served yearly (unduplicated adults and children, not visits)			Legal Assistance	113	1,728	
Services at sites not providing overnight accommodation			Food Services/Pantry/Soup-Kitchen Meals			
Adults, avg. number served daily			Benefits Advocacy			
Adults, avg. number served yearly (unduplicated, not visits)			Housing Advocacy/Assistance Obtaining Transitional or Permanent Housing			
2. Number of Persons Housed In:			Outreach			
Enter number of individuals			HIV/AIDS Services			
Barracks	Period	YTD	Employment			
Group/Large House			Drop-in Shelters			
Scattered Site Apartment			Health Care			
Single Family Detached Home			Child Care			
Single Room Occupancy			Mental Health			
Mobile Home/Trailer			Alcohol/Drug Problem			
Hotel/Motel			Other			
Other			Proposed Units (per contract)			
			Actual Units			

CITY OF OAKLAND HOMELESS SERVICES, SHELTER, & SUPPORTIVE HOUSING PROGRAMS
MONTHLY/QUARTERLY PROGRESS REPORT

4. Clients Served

Enter estimated % of persons served on an average day	Residential				Non-residential			
	Period		YTD Avg.		Period		YTD Avg.	
	Male	Female	Male	Female	Male	Female	Male	Female
Unaccompanied								
18 & Over	29.2%	34.5%	31.8%	30.8%				
Under 18	-	-	-	-				
Female head of household		17.7%	-	-				
Single parent under 18	-	-	-	-				
Single parent 18 and over	3.5%	17.7%	4.7%	16.5%				
Two parents 18 and over		3.5%		6.1%				
Two parents under 18		-		0.1%				
Families with no children		2.7%		5.9%				

5. Race/Ethnicity Characteristics

Enter avg. number of persons served this period and yearly. Base avg. yearly on the yearly avg. entered in Part I.	Residential				Non-residential			
	Period		Avg Yearly ⁽¹⁾		Period		Avg Yearly	
	Total	Hispanic	Total	Hispanic	Total	Hispanic	Total	Hispanic
White	11	-	282	4				
Black/African-American	86	-	1,232	11				
American Indian/Alaskan Native	5	5	137	128				
Asian	5	-	78	-				
Native Hawaiian/Other Pac. Islander	-	-	8	-				
Am. Indian/Alaskan Native & White	-	-	17	6				
Asian & White	-	-	3	-				
Black/African-American & White	-	-	9	2				
American Indian/Alaskan Native & Black/African-American	-	-	9	-				
Other Multi-Racial	6	4	219	126				
Total all races*	113	9	1,994	277				

(1) Avg Yearly figures represent data for clients served over the last twelve months.

6. Beneficiary Characteristics

Enter estimated % of persons with following characteristics served on an average day	Residential		Non-residential	
	Period	YTD Avg.	Period	YTD Avg.
Battered Spouse				
Runaway/Throwaway Youth				
Chronically Mentally Ill		1.2%		
Developmentally Disabled				
HIV/AIDS		0.5%		
Alcohol Dependent Individuals				
Drug Dependent Individuals				
Elderly (over 62)				
Veterans				
Physically Disabled	3.5%	11.6%		
Other		0.1%		

CITY OF OAKLAND HOMELESS SERVICES, SHELTER, & SUPPORTIVE HOUSING PROGRAMS
MONTHLY/QUARTERLY PROGRESS REPORT

Contractor Name: East Bay Community Law Center
 Program Name: Emergency Housing Program
 Total Awarded: \$20,000

Reporting period (Month & Year): March 2007
 Expenditures this period: 1,664.00
 Submitted by: Patricia Pei
 Submit date: 4/26/07

Scope of Services (Activity goals & objectives) As stated in Contract, must be quantified	Accomplishments/Status
EBCLC shall: Provide homeless outreach, with each unit of service being 15 minutes to 360 clients during the program year; and Homeless outreach services shall include, but not be limited to community locations, parks, Alameda County Welfare Office to conduct brief legal intakes, intakes, information, brief legal advice, and referrals to homeless individuals and families.	Current month: 32 Year-to-date: 229 Ongoing legal advocacy and case management for existing clients; training of new students for outreach. Some legal areas addressed: credit/debt relief, SSI, criminal issues, citations, wage issues, tax, disability claims, employment issues, Medi-Cal, housing, probation, warrants/fines, consumer fraud, restraining orders, divorce, VA benefits, family law, domestic violence
Problems/Comments/Reasons for Delays	Corrective Actions Plan

1. Beneficiaries			3. Housing & Services Provided			
<i>Enter number of persons served daily or yearly</i>			<i>Enter number of contacts</i>		Period	YTD
Residential services, for shelters with overnight accommo			Rent Assistance/Eviction Prevention/Move-in			-
Adults, avg. number served daily		Shelter Bed Nights				-
Children, avg. number served daily		Hotel/Motel Voucher Bed Nights			32	229
Avg. number served yearly (unduplicated adults and children, not visits)		Legal Assistance				-
Services at sites not providing overnight accommodation		Case Management				-
Adults, avg. number served daily		Food Services/Pantry/Soup-Kitchen Meals				-
Adults, avg. number served yearly (unduplicated, not visits)		Benefits Advocacy				-
2. Number of Persons Housed In:			Housing Advocacy/Assistance Obtaining Transitional or Permanent Housing			-
<i>Enter number of individuals</i>	Period	YTD	Outreach			-
Barracks		-	HIV/AIDS Services			-
Group/Large House		-	Employment			-
Scattered Site Apartment		-	Drop-in Shelters			-
Single Family Detached Home		-	Health Care			-
Single Room Occupancy		-	Child Care			-
Mobile Home/Trailer		-	Mental Health			-
Hotel/Motel		-	Alcohol/Drug Problem			-
Other		-	Other			-
			Proposed Units (per contract)			-
			Actual Units			-

CITY OF OAKLAND HOMELESS SERVICES, SHELTER, & SUPPORTIVE HOUSING PROGRAMS

MONTHLY/QUARTERLY PROGRESS REPORT

4. Clients Served

Enter estimated % of persons served on an average day	Residential				Non-residential			
	Period		YTD Avg.		Period		YTD Avg.	
	Male	Female	Male	Female	Male	Female	Male	Female
Unaccompanied								
18 & Over	65.6%	21.9%	40.6%	17.0%				
Under 18	0.0%	0.0%						
Families with children, headed by:								
Single youth under 18	0.0%	0.0%						
Single parent 18 and over	6.3%	6.3%	17.4%	12.8%				
Two parents 18 and over		0.0%		5.9%				
Two parents under 18		0.0%						
Families with no children		0.0%		5.6%				

5. Race/Ethnicity Characteristics

Enter avg. number of persons served this period and yearly. Base avg. yearly on the yearly avg. entered in Part I.	Residential				Non-residential			
	Period		Avg Yearly ⁽¹⁾		Period		Avg Yearly	
	Total	Hispanic	Total	Hispanic	Total	Hispanic	Total	Hispanic
White	6	1	77	3				
Black/African-American	17	-	144	-				
American Indian/Alaskan Native	-	-	7	5				
Asian	-	-	4	-				
Native Hawaiian/Other Pac. Islander	4	-	8	-				
Am. Indian/Alaskan Native & White	-	-	6	-				
Asian & White	-	-	3	-				
Black/African-American & White	-	-	1	-				
American Indian/Alaskan Native & Black/African-American	3	-	19	-				
Other Multi-Racial	2	-	30	5				
Total all races*	32	1	299	13				

* Yearly total must equal Part I Total

(1) Avg Yearly figures represent data for clients served over the last twelve months.

6. Beneficiary Characteristics

Enter estimated % of persons with following characteristics served on an average day	Residential		Non-residential	
	Period	YTD Avg.	Period	YTD Avg.
Battered Spouse				
Runaway/Throwaway Youth				
Chronically Mentally Ill				
Developmentally Disabled				
HIV/AIDS		0.4%		
Alcohol Dependent Individuals				
Drug Dependent Individuals				
Elderly (over 62)				
Veterans				
Physically Disabled				
Other				

CITY OF OAKLAND HOMELESS SERVICES, SHELTER, & SUPPORTIVE HOUSING PROGRAMS

MONTHLY/QUARTERLY PROGRESS REPORT

Contractor Name: Family Violence Law Center Reporting period: May 2007
 Program Name: ESG/EHP Expenditures this period: 4,538.00
 Total Awarded: 50,000.00 Submitted by: Sarah Burke
 Submit date: June 22, 2007

Scope of Services (Activity goals & objectives) As stated in Contract, must be quantified	Accomplishments/Status
88 Legal Services 175 Crisis Services	59 clients were provided Legal Services (28 adults and 31 children) 756 YTD Legal Services 37 clients were provided Crisis Intervention Services (21 adults and 16 children) 401 YTD Crisis Intervention Services 48 unduplicated adult clients were provided services
Problems/Comments/Reasons for Delays	Corrective Actions Plan

1. Beneficiaries			3. Housing & Services Provided			
<i>Enter number of persons served daily or yearly</i>			<i>Enter number of contacts</i>		Period	YTD
Residential services, for shelters with overnight accommo			Rent Assistance/Eviction Prevention/Move-in			-
Adults, avg. number served daily		Shelter Bed Nights			4	56
Children, avg. number served daily		Hotel/Motel Voucher Bed Nights	28		21	186
Avg. number served yearly (unduplicated adults and children, not visits)		Legal Assistance				
Services at sites not providing overnight accommodation			Case Management			
Adults, avg. number served daily		Food Services/Pantry/Soup-Kitchen Meals				-
Adults, avg. number served yearly (unduplicated, not visits)	487	Benefits Advocacy				-
2. Number of Persons Housed In:			Housing Advocacy/Assistance Obtaining Transitional or Permanent Housing			-
<i>Enter number of individuals</i>	Period	YTD	Outreach			-
Barracks		-	HIV/AIDS Services			-
Group/Large House		-	Employment			-
Scattered Site Apartment		-	Drop-in Shelters			-
Single Family Detached Home		-	Health Care			-
Single Room Occupancy		-	Child Care			-
Mobile Home/Trailer		-	Mental Health			-
Hotel/Motel	4	45	Alcohol/Drug Problem			-
Other		-	Other			-
			Proposed Units (per contract)		15	155
			Actual Units		53	567

CITY OF OAKLAND HOMELESS SERVICES, SHELTER, & SUPPORTIVE HOUSING PROGRAMS

MONTHLY/QUARTERLY PROGRESS REPORT

4. Clients Served

Enter estimated % of persons served on an average day	Residential				Non-residential			
	Period		YTD Avg.		Period		YTD Avg.	
	Male	Female	Male	Female	Male	Female	Male	Female
Unaccompanied								
18 & Over						19.0%	0.7%	20.0%
Under 18								0.8%
Families with children, headed by:								
Single youth under 18								0.3%
Single 18 and over						39.0%		41.2%
Two parents 18 and over						23.0%		23.9%
Two parents under 18								1.8%
Families with no children						19.0%		11.3%

5. Race/Ethnicity Characteristics

Enter avg. number of persons served this period and yearly. Base avg. yearly on the yearly avg. entered in Part I.	Residential				Non-residential			
	Period		Avg Yearly		Period		Avg Yearly	
	Total	Hispanic	Total	Hispanic	Total	Hispanic	Total	Hispanic
White					4		48	
Black/African-American					26		227	
American Indian/Alaskan Native							4	
Asian					3		21	
Native Hawaiian/Other Pac. Islander							6	1
Am. Indian/Alaskan Native & White								
Asian & White								
Black/African-American & White							1	
American Indian/Alaskan Native & Black/African-American							1	
Other Multi-Racial					15	15	179	158
Total all races*					48	15	487	159
* Yearly total must equal Part I Total							487	

6. Beneficiary Characteristics

Enter estimated % of persons with following characteristics served on an average day	Residential		Non-residential	
	Period	YTD Avg.	Period	YTD Avg.
Battered Spouse			100.0%	100.0%
Runaway/Throwaway Youth				
Chronically Mentally Ill			15.0%	9.3%
Developmentally Disabled				
HIV/AIDS				
Alcohol Dependent Individuals				
Drug Dependent Individuals				
Elderly (over 62)				0.5%
Veterans				
Physically Disabled			6.0%	8.5%
Other				

CITY OF OAKLAND HOMELESS SERVICES, SHELTER, & SUPPORTIVE HOUSING PROGRAMS
MONTHLY/QUARTERLY PROGRESS REPORT

Contractor Name: Goodwill Industries
 Program Name: Emergency Shelter Grant
 Total Awarded:

Reporting period (Month & Year):
 Expenditures this period:
 Submitted by: Monica Blagburn
 Submit date: 7/11/07

<p>Scope of Services (Activity goals & objectives) As stated in Contract, must be quantified see performance measures in exhibit C - scope of services a. Provide two-hour introductory workshops to 250 homeless clients at Goodwill Industries of the East Bay Job Placement Center, at 1684 - 7th Street (West Oakland) and the(Society of St. Vincent de Paul) Champion Guidance b. A Resume Maker workforce development software will be provided to the 250 participants of the Introductory two-hour workshop; and c. Assist not less than 200 participants with Resume Creation, Master Job Application, & other workforce preparation tools</p>	<p>Accomplishments/Status we exceeded our goals at 159% of enrollment services</p>
--	---

<p>Problems/Comments/Reasons for Delays No problems to report</p>	<p>Corrective Actions Plan</p>
--	---------------------------------------

1. Beneficiaries			3. Housing & Services Provided		
Enter number of persons served daily or yearly			Enter number of contacts		
	Period	YTD	Period	YTD	
Residential services, for shelters with overnight accommo			Rent Assistance/Eviction Prevention/Move-in	206	206
Adults, avg. number served daily			Shelter Bed Nights	300	300
Children, avg. number served daily			Hotel/Motel Voucher Bed Nights	25	25
Avg. number served yearly (unduplicated adults and children, not visits)			Legal Assistance	1	1
Services at sites not providing overnight accommodation			Case Management	318	318
Adults, avg. number served daily	22		Food Services/Pantry/Soup-Kitchen Meals	250	250
Adults, avg. number served yearly (unduplicated, not visits)			Benefits Advocacy		-
			Housing Advocacy/Assistance Obtaining Transitional or Permanent Housing	264	264
			Outreach	300	300
			HIV/AIDS Services	5	5
2. Number of Persons Housed In:			Employment	120	120
Enter number of individuals	Period	YTD	Drop-in Shelters		-
Barracks		-	Health Care	70	70
Group/Large House		-	Child Care		-
Scattered Site Apartment		-	Mental Health	170	170
Single Family Detached Home		-	Alcohol/Drug Problem	148	148
Single Room Occupancy		-	Other		-
Mobile Home/Trailer		-	Proposed Units (per contract)		-
Hotel/Motel		-	Actual Units		-
Other		-			-

CITY OF OAKLAND HOMELESS SERVICES, SHELTER, & SUPPORTIVE HOUSING PROGRAMS
MONTHLY/QUARTERLY PROGRESS REPORT

4. Clients Served

Enter estimated % of persons served on an average day	Residential				Non-residential			
	Period		YTD Avg.		Period		YTD Avg.	
	Male	Female	Male	Female	Male	Female	Male	Female
Unaccompanied								
18 & Over					80.0%	10.0%	11.4%	1.4%
Under 18								
Families with children, headed by:								
Single youth under 18								
Single 18 and over								
Two parents 18 and over								
Two parents under 18								
Families with no children						318.0%		45.4%

5. Race/Ethnicity Characteristics

Enter avg. number of persons served this period and yearly. Base avg. yearly on the yearly avg. entered in Part I.	Residential				Non-residential			
	Period		Avg Yearly		Period		Avg Yearly	
	Total	Hispanic	Total	Hispanic	Total	Hispanic	Total	Hispanic
White					120			
Black/African-American					187	5		
American Indian/Alaskan Native					1			
Asian					1			
Native Hawaiian/Other Pac. Islander					2			
Am. Indian/Alaskan Native & White								
Asian & White								
Black/African-American & White					2			
American Indian/Alaskan Native & Black/African-American								
Other Multi-Racial								
Total all races*	-	-	-	-	313	5	-	-
* Yearly total must equal Part I Total								

6. Beneficiary Characteristics

Enter estimated % of persons with following characteristics served on an average day	Residential		Non-residential	
	Period	YTD Avg.	Period	YTD Avg.
Battered Spouse				
Runaway/Throwaway Youth				
Chronically Mentally Ill				
Developmentally Disabled				
HIV/AIDS				
Alcohol Dependent Individuals				
Drug Dependent Individuals				
Elderly (over 62)				
Veterans				
Physically Disabled				
Other				

MONTHLY/QUARTERLY PROGRESS REPORT

Contractor Name: HCHF Program Name: EMERGENCY SHELTER GRANT PROGRAM Total Awarded: \$1,069		Reporting period (Month & Year): MAY 2007 Expenditures this period: \$TBSL Submit date: 6/11/07	
<p align="center">Scope of Services (Activity goals & objectives)</p> <p><u>OUTCOME OBJECTIVES:</u> * At least 85% of clients receiving homeless prevention services shall secure and maintain stable housing.</p> <p><u>PROCESS OBJECTIVES:</u> * Assess 90% of all clients who receive support services coordination for participation in referral for intensive case management services; *Provide not less than 200 counseling sessions; and, *Provide move-in funds to a minimum of 5 individuals or families and eviction prevention funds to a minimum of 5 individuals or families and eviction prevention funds to a minimum of 5 individuals or families.</p>		<p align="center">Accomplishments/Status</p> <p><u>CURRENT MONTH:</u> For May, <u>35</u> Clients were assessed for services they were eligible for. The individuals received the following support services case management, medical appointments, psychoeducation, housing resources and food.</p> <p><u>YEAR TO DATE:</u> To date, <u>57</u> clients received case management services, <u>23</u> housing advocacy, and <u>0</u> psychotherapy. A client was assessed and deemed eligible to receive move-in assistance.</p>	
<p align="center">Problems/Comments/Reasons for Delays</p> <p><u>SUBMITTED BY:</u> DEBRA F RICHARDSON, LCSW, PROGRAM DIRECTOR</p>		<p align="center">Corrective Actions Plan</p>	

CITY OF OAKLAND HOMELESS SERVICES, SHELTER, & SUPPORTIVE HOUSING PROGRAMS

MONTHLY/QUARTERLY PROGRESS REPORT

4. Clients Served

Enter estimated % of persons served on an average day	Residential				Non-residential			
	Period		YTD Avg.		Period		YTD Avg.	
	Male	Female	Male	Female	Male	Female	Male	Female
Unaccompanied								
18 & Over	0	0	0	0	n/a	n/a	n/a	n/a
Under 18	0	0	0	0	n/a	n/a	n/a	n/a
Single youth under 18						n/a		n/a
Single adults 18 and over								
Two parents 18 and over								
Two parents under 18		0				n/a		n/a
Families with no children		0				n/a		n/a

5. Race/Ethnicity Characteristics

Enter avg. number of persons served this period and yearly. Base avg. yearly on the yearly avg. entered in Part I.	Residential				Non-residential			
	Period		Avg Yearly		Period		Avg Yearly	
	Total	Hispanic	Total	Hispanic	Total	Hispanic	Total	Hispanic
White	6	2		5	0			
Black/African-American	26				0			
American Indian/Alaskan Native	-	0	0	0	0		0	
Asian	2	0	0	0	0			
Native Hawaiian/Other Pac. Islander	0	0	0	0	0		0	
Am. Indian/Alaskan Native & White	0	0	0	0	0		0	
Asian & White	0	0	0	0	0		0	
Black/African-American & White	1	0	0	0	0		0	
American Indian/Alaskan Native & Black/African-American	0	0	0	0	0		0	
Other Multi-Racial					0		0	
Total all races*	35	2		5	-	-	-	-
* Yearly total must equal Part I Total:				-				

CITY OF OAKLAND HOMELESS SERVICES, SHELTER, & SUPPORTIVE HOUSING PROGRAMS

MONTHLY/QUARTERLY PROGRESS REPORT

Contractor Name: **HEALTHCARE FOR THE HOMELESS** Reporting period (Month & Year): **MAY 2007**
 Program Name: **WINTER RELIEF PROGRAM** Expenditures this period: **\$TBSL**
 Total Awarded: **46,352** Submit date: **6/11/07**

Scope of Services (Activity goals & objectives)	Accomplishments/Status
<p>OUTCOME OBJECTIVES: *88 individuals or families will be able to move from the street to emergency housing</p> <p>PROCESS OBJECTIVES: *Provide 82 week-long hotel/motel vouchers to not less than 220 homeless individuals and families; and, *Provide all clients with health and psycho-education in order to inform them of available resources for which they are eligible.</p>	<p>There were no activities for this month.</p> <p>YEAR TO DATE: To date, <u>66</u> clients were assessed for services they were eligible for. The clients received hotel vouchers for the total of <u>438 nights</u>. Over 66 individuals received case management, <u>20</u> transportation, <u>30</u> food services and <u>66</u> housing advocacy.</p>
Problems/Comments/Reasons for Delays	Corrective Actions Plan
<p>SUBMITTED BY: DEBRA F RICHARDSON , LCSW PROGRAM DIRECTOR</p>	

1. Beneficiaries N/A			3. Housing & Services Provided			
<i>Enter number of persons served daily or yearly</i>			<i>Enter number of contacts</i>		Period	YTD
Residential services, for shelters with overnight accommo			Rent Assistance/Eviction Prevention/Move-in			
Adults, avg. number served daily			Shelter Bed Nights			
Children, avg. number served daily			Hotel/Motel Voucher Bed Nights			
Avg. number served yearly (unduplicated adults and children, not visits)			Legal Assistance			
Services at sites not providing overnight accommodation			Case Management			
Adults, avg. number served daily			Food Services/Pantry/Soup-Kitchen Meals			
Adults, avg. number served yearly (unduplicated, not visits)			Benefits Advocacy			
			Housing Advocacy/Assistance Obtaining Transitional or Permanent Housing			
			Outreach			
2. Number of Persons Housed In: N/A			HIV/AIDS Services			
<i>Enter number of individuals</i>			Period	YTD		
Barracks	-	-	Employment			
Group/Large House	-	-	Drop-in Shelters			
Scattered Site Apartment	-	-	Health Care			
Single Family Detached Home	-	-	Child Care			
Single Room Occupancy	-	-	Mental Health/psychotherapy			
Mobile Home/Trailer	-	-	Alcohol/Drug Problem			
Hotel/Motel	-	-	Other transportation			
Other	-	-	Proposed Units (per contract)			
			Actual Units			-

CITY OF OAKLAND HOMELESS SERVICES, SHELTER, & SUPPORTIVE HOUSING PROGRAMS

MONTHLY/QUARTERLY PROGRESS REPORT

4. Clients Served

N/A

Enter estimated % of persons served on an average day	Residential				Non-residential			
	Period		YTD Avg.		Period		YTD Avg.	
	Male	Female	Male	Female	Male	Female	Male	Female
Unaccompanied								
18 & Over	0	0	0	0	n/a	n/a	n/a	n/a
Under 18	0	0	0	0	n/a	n/a	n/a	n/a
Families with no children								
Single youth under 18	0	0	0	0	n/a	n/a	n/a	n/a
Single youth 18 and over					n/a	n/a	n/a	n/a
Two parents 18 and over						n/a		n/a
Two parents under 18		0				n/a		n/a
Families with no children		18.0%				n/a		n/a

5. Race/Ethnicity Characteristics

Enter avg. number of persons served this period and yearly. Base avg. yearly on the yearly avg. entered in Part I.	Residential				Non-residential			
	Period		Avg Yearly		Period		Avg Yearly	
	Total	Hispanic	Total	Hispanic	Total	Hispanic	Total	Hispanic
White							0	
Black/African-American							0	
American Indian/Alaskan Native							0	
Asian							0	
Native Hawaiian/Other Pac. Islander							0	
Am. Indian/Alaskan Native & White							0	
Asian & White							0	
Black/African-American & White							0	
American Indian/Alaskan Native & Black/African-American							0	
Other Multi-Racial							0	
Total all races*							-	
							-	

6. Beneficiary Characteristics

<i>Enter estimated % of persons with following characteristics served on an average day</i>	Residential		Non-residential	
	Period	YTD	Period	YTD
Battered Spouse	n/a	n/a	n/a	n/a
Runaway/Throwaway Youth	n/a	n/a	n/a	n/a
Chronically Mentally Ill	n/a	n/a	n/a	n/a
Developmentally Disabled	n/a	n/a	n/a	n/a
HIV/AIDS	n/a	n/a	n/a	n/a
Alcohol Dependent Individuals	n/a	n/a	n/a	n/a
Drug Dependent Individuals	n/a	n/a	n/a	n/a
Elderly (over 62)	n/a	n/a	n/a	n/a
Veterans	n/a	n/a	n/a	n/a
Physically Disabled	n/a	n/a	n/a	n/a
Other	n/a	n/a	n/a	n/a

CITY OF OAKLAND HOMELESS SERVICES, SHELTER, & S
MONTHLY/QUARTERLY PROGRES

Contractor Name: East Oakland Community Project
Program Name: ESG
Total Awarded: \$45,260.00

Scope of Services (Activity goals & objectives)

As stated in Contract, must be quantified

80% of residents in case mgt will develop self-sufficiency case plan; 40% of EOCP residents will access transitional or permanent housing placement; 36% of homeless people receiving svcs at EOCP will develop an income stream:
a. Provide a safe, clean, sanitary shelter and a quality program that will enable homeless people to become self-reliant; b. Provide baseline emergency services to 700 unduplicated homeless people for each year of the contract period. Base-line services include three daily meals, showers and laundry facilities, linens, beds and toiletries; and c. Provide 30,000 bed nights of shelter and services to homeless individuals and families for each year of the contract period at a cost of \$37.29 per person bed nights.

Problems/Comments/Reasons for Delays

EOCP did not experience any unusual problems in delivering on-site support services to shelter residents. Nevertheless, throughout the month, EOCP was unable to accommodate 129 inquiries for shelter due to lack of available shelter beds space.

UPPORTIVE HOUSING PROGRAMS

SS REPORT

Reporting period: May, 2007

Expenditures this period:

Submitted by: Wendy Jackson

Submit date: June 12, 2007

Accomplishments/Status

Current Month: 51

Year to date: 570

Corrective Actions Plan

CITY OF OAKLAND HOMELESS SERVICES, SHELTER, & SUPPORTIVE HOUSING PROGRAMS

MONTHLY/QUARTERLY PROGRESS REPORT

Contractor Name: EAST OAKLAND COMMUNITY PROJE Reporting period: May 2007
 Program Name: ESG Expenditures this period:
 Total Awarded: 45,260.00 Submitted by: Wendy Jackson
 Submit date: 6/8/07

Scope of Services (Activity goals & objectives)	Accomplishments/Status
As stated in Contract, must be quantified Provision of shelter and services to 750 unduplicated homeless Provision of case management services to shelter clients Provision of substance abuse counseling to 90% of shelter client Provision of job development and career counseling Provision of health care opportunities to 50% of shelter clients Provide 3 meals daily to shelter clients	

Problems/Comments/Reasons for Delays	Corrective Actions Plan

1. Beneficiaries			3. Housing & Services Provided		
Enter number of persons served daily or yearly			Enter number of contacts		
			Period	YTD	
Residential services, for shelters with overnight accommo			Rent Assistance/Eviction Prevention/Move-in		
Adults, avg. number served daily			Shelter Bed Nights 2,543 26,787		
Children, avg. number served daily			Hotel/Motel Voucher Bed Nights -		
Avg. number served yearly (unduplicated adults and children, not visits)			Legal Assistance -		
Services at sites not providing overnight accommodation			Case Management 445		
Adults, avg. number served daily			Food Services/Pantry/Soup-Kitchen Meals 4,759 46,631		
Adults, avg. number served yearly (unduplicated, not visits)			Benefits Advocacy 19		
			Housing Advocacy/Assistance Obtaining Transitional or Permanent Housing 2		
			Outreach -		
			HIV/AIDS Services 6 85		
			Secured Employment 11 98		
			Drop-in Shelters -		
			Health Care -		
			Child Care -		
			Mental Health 94		
			Alcohol/Drug Problem 238		
			Secured Permanent Housing 9 80		
			Secured Transitional Housing 2 27		

2. Number of Persons Housed In:		
Enter number of individuals	Period	YTD
Barracks	51	570
Group/Large House		-
Scattered Site Apartment		-
Single Family Detached Home		-
Single Room Occupancy		-
Mobile Home/Trailer		-
Hotel/Motel		-

CITY OF OAKLAND HOMELESS SERVICES, SHELTER, & SUPPORTIVE HOUSING PROGRAMS

MONTHLY/QUARTERLY PROGRESS REPORT

4. Clients Served

<i>Enter estimated % of persons served on an average day</i>	Residential				Non-residential			
	Period		YTD Avg.		Period		YTD Avg.	
	Male	Female	Male	Female	Male	Female	Male	Female
Unaccompanied								
18 & Over	69.0%		71.1%	24.2%				
Under 18	31.0%		4.0%	0.2%				
Families with children, headed by:								
Single youth under 18			0.4%	0.7%				
Single 18 and over				0.4%				
Two parents 18 and over								
Two parents under 18								
Families with no children								

5. Race/Ethnicity Characteristics

<i>Enter avg. number of persons served this period and yearly. Base avg. yearly on the yearly avg. entered in Part I.</i>	Residential				Non-residential			
	Period		Avg Yearly		Period		Avg Yearly	
	Total	Hispanic	Total	Hispanic	Total	Hispanic	Total	Hispanic
White	5							
Black/African-American	40							
American Indian/Alaskan Native								
Asian								
Native Hawaiian/Other Pac. Islander								
Am. Indian/Alaskan Native & White								
Asian & White								
Black/African-American & White								
American Indian/Alaskan Native & Black/African-American								
Other Multi-Racial	6	1						
Total all races*			-	-				
* Yearly total must equal Part I Total			-	-				

6. Beneficiary Characteristics

<i>Enter estimated % of persons with following characteristics served on an average day</i>	Residential		Non-residential	
	Period	YTD Avg.	Period	YTD Avg.
Battered Spouse	12.0%	4.3%		
Runaway/Throwaway Youth				
Chronically Mentally Ill	27.0%	25.6%		
Developmentally Disabled	2.0%	5.1%		
HIV/AIDS	12.0%	15.8%		
Alcohol Dependent Individuals	39.0%	23.9%		
Drug Dependent Individuals	24.0%	23.8%		
Elderly (over 62)	2.0%	7.2%		
Veterans	20.0%	10.2%		
Physically Disabled	18.0%	18.9%		
Other		2.5%		

CITY OF OAKLAND HOMELESS SERVICES, SHELTER, & S
MONTHLY/QUARTERLY PROGRES

Contractor Name: East Oakland Community Project
Program Name: EHP
Total Awarded: \$18,522.00

Scope of Services (Activity goals & objectives)

As stated in Contract, must be quantified

80% of residents in case mgt will develop self-sufficiency case plan; 40% of EOCP residents will access transitional or permanent housing placement; 36% of homeless people receiving svcs at EOCP will develop an income stream:
a. Provide a safe, clean, sanitary shelter and a quality program that will enable homeless people to become self-reliant; b. Provide baseline emergency services to 700 unduplicated homeless people for each year of the contract period. Base-line services include three daily meals, showers and laundry facilities, linens, beds and toiletries; and c. Provide 30,000 bed nights of shelter and services to homeless individuals and families for each year of the contract period at a cost of \$37.29 per person bed nights.

Rec'd
JUN 18 2007
Eg

Problems/Comments/Reasons for Delays

EOCP did not experience any unusual problems in delivering on-site support services to shelter residents. Nevertheless, throughout the month, EOCP was unable to accommodate 129 inquiries for shelter due to lack of available shelter beds space.

UPPORTIVE HOUSING PROGRAMS

SS REPORT

Reporting period: May, 2007

Expenditures this period:

Submitted by: Wendy Jackson

Submit date: June 12, 2007

Accomplishments/Status

Current Month: 51

Year to date: 570

Corrective Actions Plan

CITY OF OAKLAND HOMELESS SERVICES, SHELTER, & SUPPORTIVE HOUSING PROGRAMS

MONTHLY/QUARTERLY PROGRESS REPORT

Contractor Name: EAST OAKLAND COMMUNITY PROJE Reporting period: May 2007
 Program Name: EHP Expenditures this period:
 Total Awarded: 18,522.00 Submitted by: Wendy Jackson
 Submit date: 6/8/07

<p>Scope of Services (Activity goals & objectives) As stated in Contract, must be quantified Provision of shelter and services to 750 unduplicated homeless Provision of case management services to shelter clients Provision of substance abuse counseling to 90% of shelter client Provision of job development and career counseling Provision of health care opportunities to 50% of shelter clients Provide 3 meals daily to shelter clients</p>	<p>Accomplishments/Status</p>
<p>Problems/Comments/Reasons for Delays</p>	<p>Corrective Actions Plan</p>

1. Beneficiaries			3. Housing & Services Provided			
<i>Enter number of persons served daily or yearly</i>			<i>Enter number of contacts</i>		<i>Period</i>	<i>YTD</i>
Residential services, for shelters with overnight accommodation			Rent Assistance/Eviction Prevention/Move-in			-
Adults, avg. number served daily			Shelter Bed Nights		2,543	26,787
Children, avg. number served daily			Hotel/Motel Voucher Bed Nights			-
Avg. number served yearly (unduplicated adults and children, not visits)			Legal Assistance			-
Services at sites not providing overnight accommodation			Case Management			445
Adults, avg. number served daily			Food Services/Pantry/Soup-Kitchen Meals		4,759	46,631
Adults, avg. number served yearly (unduplicated, not visits)			Benefits Advocacy			19
2. Number of Persons Housed In:			Housing Advocacy/Assistance Obtaining Transitional or Permanent Housing			2
<i>Enter number of individuals</i>			Outreach			-
<i>Period</i>			HIV/AIDS Services		6	85
<i>YTD</i>			Secured Employment		11	98
Barracks	51	570	Drop-in Shelters			-
Group/Large House		-	Health Care			-
Scattered Site Apartment		-	Child Care			-
Single Family Detached Home		-	Mental Health			94
Single Room Occupancy		-	Alcohol/Drug Problem			238
Mobile Home/Trailer		-	Secured Permanent Housing		9	80
Hotel/Motel		-	Secured Transitional Housing		2	27

CITY OF OAKLAND HOMELESS SERVICES, SHELTER, & SUPPORTIVE HOUSING PROGRAMS

MONTHLY/QUARTERLY PROGRESS REPORT

4. Clients Served

Enter estimated % of persons served on an average day	Residential				Non-residential			
	Period		YTD Avg.		Period		YTD Avg.	
	Male	Female	Male	Female	Male	Female	Male	Female
Unaccompanied								
18 & Over	69.0%		71.1%	24.2%				
Under 18	31.0%		4.0%	0.2%				
Families with children, headed by:								
Single youth under 18			0.4%	0.7%				
Single 18 and over				0.4%				
Two parents 18 and over								
Two parents under 18								
Families with no children								

5. Race/Ethnicity Characteristics

Enter avg. number of persons served this period and yearly. Base avg. yearly on the yearly avg. entered in Part I.	Residential				Non-residential			
	Period		Avg Yearly		Period		Avg Yearly	
	Total	Hispanic	Total	Hispanic	Total	Hispanic	Total	Hispanic
White	5							
Black/African-American	40							
American Indian/Alaskan Native								
Asian								
Native Hawaiian/Other Pac. Islander								
Am. Indian/Alaskan Native & White								
Asian & White								
Black/African-American & White								
American Indian/Alaskan Native & Black/African-American								
Other Multi-Racial	6	1						
Total all races*			-	-	-	-	-	-
* Yearly total must equal Part I Total			-	-	-	-	-	-


6. Beneficiary Characteristics

Enter estimated % of persons with following characteristics served on an average day	Residential		Non-residential	
	Period	YTD Avg.	Period	YTD Avg.
Battered Spouse	12.0%	4.3%		
Runaway/Throwaway Youth				
Chronically Mentally Ill	27.0%	25.6%		
Developmentally Disabled	2.0%	5.1%		
HIV/AIDS	12.0%	15.8%		
Alcohol Dependent Individuals	39.0%	23.9%		
Drug Dependent Individuals	24.0%	23.8%		
Elderly (over 62)	2.0%	7.2%		
Veterans	20.0%	10.2%		
Physically Disabled	18.0%	18.9%		
Other		2.5%		

**CITY OF OAKLAND HOMELESS SERVICES, SHELTER, & SUPPORTIVE HOUSING PROGRAMS
MONTHLY/QUARTERLY PROGRESS REPORT**

Contractor Name: East Oakland Community Project
 Program Name: Winter Relief
 Total Awarded: 46,645.00

Reporting period: May 2007
 Expenditures this period:
 Submitted by: Wendy Jackson
 Submit date: 6/6/07

<p>Scope of Services (Activity goals & objectives) As stated in Contract, must be quantified 80% of residents in case mgt will develop self-sufficiency #REF! care plans; 40% of EOCP residents will access transitional receiving svcs at EOCP will develop an income stream: a. Provide a safe, clean, sanitary shelter and a quality program that will enable homeless people to become self-reliant; b. Provide baseline emergency services to 700 unduplicated homeless people for each year of the contract period. Base-line services include three daily meals, showers and laundry facilities, linens, beds and toiletries; and c. Provide 30,000 bed</p>	<p align="center">Accomplishments/Status</p> <p>All bednights reflect continuing residents from April.</p>
<p align="center">Problems/Comments/Reasons for Delays</p>	<p align="center">Corrective Actions Plan</p> <p align="center">RECEIVED JUN 7 8 2007 </p>

1. Beneficiaries			3. Housing & Services Provided		
Enter number of persons served daily or yearly			Enter number of contacts		
	Period	YTD	Period	YTD	
Residential services, for shelters with overnight accommodation			Rent Assistance/Eviction Prevention/Move-in	-	-
Adults, avg. number served daily			Shelter Bed Nights	66	1,777
Children, avg. number served daily			Hotel/Motel Voucher Bed Nights	-	-
Avg. number served yearly (unduplicated adults and children, not visits)			Legal Assistance	-	-
Services at sites not providing overnight accommodation			Case Management	-	46
Adults, avg. number served daily			Food Services/Pantry/Soup-Kitchen Meals	-	-
Adults, avg. number served yearly (unduplicated, not visits)			Benefits Advocacy	-	11
2. Number of Persons Housed In:			Housing Advocacy/Assistance Obtaining Transitional or Permanent Housing	-	3
Enter number of individuals			Outreach	-	-
Barracks: (9 from April 2006)	-	46	HIV/AIDS Services	-	-
Group/Large House	-	-	Employment	-	6
Scattered Site Apartment	-	-	Drop-in Shelters	-	-
Single Family Detached Home	-	-	Health Care	-	-
Single Room Occupancy	-	-	Child Care	-	-
Mobile Home/Trailer	-	-	Mental Health	-	4
Hotel/Motel	-	-	Alcohol/Drug Problem	-	7
			Other	-	3
			Proposed Units (per contract)	-	1

**CITY OF OAKLAND HOMELESS SERVICES, SHELTER, & SUPPORTIVE HOUSING PROGRAMS
MONTHLY/QUARTERLY PROGRESS REPORT**

4. Clients Served

<i>Enter estimated % of persons served on an average day</i>	Residential				Non-residential				
	Period		YTD Avg.		Period		YTD Avg.		
	Male	Female	Male	Female	Male	Female	Male	Female	
Unaccompanied									
18 & Over			49.7%	36.0%					
Under 18									
Families with children, headed by:									
Single youth under 18									
Single youth 18 and over									
Two parents 18 and over									
Two parents under 18									
Families with no children									

5. Race/Ethnicity Characteristics

<i>Enter avg. number of persons served this period and yearly. Base avg. yearly on the yearly avg. entered in Part I.</i>	Residential				Non-residential				
	Period		Avg Yearly		Period		Avg Yearly		
	Total	Hispanic	Total	Hispanic	Total	Hispanic	Total	Hispanic	
White									
Black/African-American									
American Indian/Alaskan Native									
Asian									
Native Hawaiian/Other Pac. Islander									
Am. Indian/Alaskan Native & White									
Asian & White									
Black/African-American & White									
American Indian/Alaskan Native & Black/African-American									
Other Multi-Racial									
Total all races*	-	-	-	-	-	-	-	-	-
* Yearly total must equal Part I Total									


6. Beneficiary Characteristics

<i>Enter estimated % of persons with following characteristics served on an average day</i>	Residential		Non-residential	
	Period	YTD Avg.	Period	YTD Avg.
Battered Spouse		3.4%		
Runaway/Throwaway Youth				
Chronically Mentally Ill		17.0%		
Developmentally Disabled		2.0%		
HIV/AIDS				
Alcohol Dependent Individuals		26.9%		
Drug Dependent Individuals		30.7%		
Elderly (over 62)		7.9%		
Veterans				
Physically Disabled		15.1%		
Other				

CITY OF OAKLAND HOMELESS SERVICES, SHELTER, & SUPPORTIVE HOUSING PROGRAMS
MONTHLY/QUARTERLY PROGRESS REPORT

Contractor Name: St. Mary's Center Reporting period (Month & Year): January 2007
 Program Name: Emergency Shelter Grant Expenditures this period: _____
 Total Awarded: _____ Submitted by: Carol Johnson
 Submit date: _____

Scope of Services (Activity goals & objectives) As stated in Contract, must be quantified	Accomplishments/Status	
	Month	YTD
Obtain or maintain stable housing (15 persons)	2	15
Initial intake (30 unduplicated)	5	25
Assessment and entry into Recovery 55 (15 persons)		6
Assist access to at least one vital service (15 persons)	3	25

Problems/Comments/Reasons for Delays	Corrective Actions Plan
<p>RECEIVED FEB 20 2007</p> 	

1. Beneficiaries			3. Housing & Services Provided		
Enter number of persons served daily or yearly			Enter number of contacts		
	Period	YTD	Period	YTD	
Residential services, for shelters with overnight accommo			Rent Assistance/Eviction Prevention/Move-in	-	6
Adults, avg. number served daily			Shelter Bed Nights		
Children, avg. number served daily			Hotel/Motel Voucher Bed Nights		
Avg. number served yearly (unduplicated adults and children, not visits)			Legal Assistance		
Services at sites not providing overnight accommodation			Case Management	16	78
Adults, avg. number served daily	35		Food Services/Pantry/Soup-Kitchen Meals	4	7
Adults, avg. number served yearly (unduplicated, not visits)			Benefits Advocacy	16	78
2. Number of Persons Housed In:			Housing Advocacy/Assistance Obtaining Transitional or Permanent Housing	2	15
Enter number of individuals	Period	YTD	Outreach		
Barracks			HIV/AIDS Services		
Group/Large House			Employment		
Scattered Site Apartment			Drop-in Shelters		
Single Family Detached Home			Health Care	6	23
Single Room Occupancy			Child Care		
Mobile Home/Trailer			Mental Health	16	10
Hotel/Motel			Alcohol/Drug Problem	9	36
Other			Other: money mgmt; rep payee		4
			Proposed Units (per contract)		
			Actual Units		

CITY OF OAKLAND HOMELESS SERVICES, SHELTER, & SUPPORTIVE HOUSING PROGRAMS
MONTHLY/QUARTERLY PROGRESS REPORT

4. Clients Served

Enter estimated % of persons served on an average day	Residential				Non-residential			
	Period		YTD Avg.		Period		YTD Avg.	
	Male	Female	Male	Female	Male	Female	Male	Female
Unaccompanied								
18 & Over					81.3%	18.8%	88.0%	12.0%
Under 18								
Families with children, headed by:								
Single youth under 18								
Single youth 18 and over								
Two parents 18 and over								
Two parents under 18								
Families with no children								

5. Race/Ethnicity Characteristics

Enter avg. number of persons served this period and yearly. Base avg. yearly on the yearly avg. entered in Part I.	Residential				Non-residential			
	Period		Avg Yearly		Period		Avg Yearly	
	Total	Hispanic	Total	Hispanic	Total	Hispanic	Total	Hispanic
White					6	2	7	2
Black/African-American					9		17	
American Indian/Alaskan Native								
Asian					1		1	
Native Hawaiian/Other Pac. Islander								
Am. Indian/Alaskan Native & White								
Asian & White								
Black/African-American & White								
American Indian/Alaskan Native & Black/African-American								
Other Multi-Racial								
Total all races*								
* Yearly total must equal Part I Total:			0				0	

6. Beneficiary Characteristics

Enter estimated % of persons with following characteristics served on an average day	Residential		Non-residential	
	Period	YTD	Period	YTD
Battered Spouse				
Runaway/Throwaway Youth				
Chronically Mentally Ill			87.5%	76.0%
Developmentally Disabled				
HIV/AIDS				
Alcohol Dependent Individuals			50.0%	60.0%
Drug Dependent Individuals				
Elderly (over 62)			43.8%	32.0%
Veterans			18.8%	32.0%
Physically Disabled			12.5%	16.0%
Other				