CITY OF OAKLAND

# AGENDA REPORT

**TO:** Sabrina B. Landreth
City Administrator

**FROM:** Rachel Flynn
Director, DPB

**SUBJECT:** 226 13th Street Appeal

**DATE:** August 29, 2016

City Administrator Approval Date: 9/22/16

## RECOMMENDATION

**Staff Recommends That The City Council Conduct A Public Hearing And Upon Conclusion Adopt A Resolution Denying the Appeals of the Coalition of Neighborhood Stakeholders and Oakland Residents for Responsible Development And Thus Upholding The Planning Commission's Approval Of A Proposal To Construct 262 Dwelling Units Over Approximately 13,000 Square Feet Of Retail Located At 226 13th Street, Oakland CA (Project Case No. PLN15-320), Including Adopting CEQA Exemptions (15183 & 15183.3) and an Addendum (Relying On The Previously Certified 2014 Lake Merritt Station Area Plan EIR)**

## EXECUTIVE SUMMARY

On June 22, 2016, the Oakland Planning Commission approved case number PLN15- 320, a proposal to construct a new six story mixed use building containing 13,000 square feet of retail and 262 dwelling units, which would demolish and replace the surface parking lot (Project). The Project site consists of one lot that encompasses an entire city block bounded by 14th, 13th, Jackson, and Alice Streets in Downtown. The June 1, 2016 Planning Commission staff report is included as ***Attachment A***. Following the Planning Commission action, two appeals were filed challenging the approval of the Project. The first appeal (PLN15-320-A01) was filed by a group opposed to the project largely on the basis that it would not include affordable housing ***(Attachment B)***. The second appeal (PLN15-320-A02) was filed by a group opposed to the Project solely on the basis that the proposal violates the California Environmental Quality Act (CEQA) (***Attachment C***). Staff recommends the City Council deny both appeals and uphold the Planning Commission decision to approve the Project.

## BACKGROUND / LEGISLATIVE HISTORY

WP West Acquisitions filed an application with the Bureau of Planning to develop a mixed use project at 226 13th Street that would consist of a new six story building containing 13,000 square feet of retail and 262 dwelling units. The proposal would require the demolition of the existing surface parking lot that presently exists at the site.

The Project site is located within the Lake Merritt Station Area Plan (LMSAP) area and was identified as a development opportunity site within that plan.

On January 13, 2015 the proposal appeared before the Planning Commission's Design Review Committee, during which the Committee recommended the item move forward to the full Planning Commission for decision.

On June 1, 2016, the Planning Commission recommended the item return to the Planning Commission on June 22, 2016. On June 22, 2016, the Planning Commission approved the Project by a (+4, -0) vote.

On July 1, 2016 Eric Arnold and Laura Horton, on behalf of Coalition of Neighborhood Stakeholders and Oakland Residents for Responsible Development, respectively, filed appeals (PLN15-320-A01 and A02) of the Planning Commission approval of the Project.

## ANALYSIS AND POLICY ALTERNATIVES

The appellants raise a number of issues identified below. The appellants' full submitted arguments have been included as ***Attachments B and C*** to this report.

### I. Coalition of Neighborhood Stakeholders Appeal (PLN15-320-A01)

#### A. *Insufficient Neighborhood Outreach*

**Appellant argument:** The appellant argues that there was insufficient neighborhood outreach from January to May 2016, which violates public process and trust.

**Staff response:** The applicant held two community meetings at the Hotel Oakland on December 3, 2015 for interested community members, both of which were well attended. In addition, the Project also appeared before the Design Review Committee and two Planning Commission Hearings all of which were duly noticed. It should be noted that it was not until May 20th, 2016 that staff received comments in opposition to the Project from this appellant. Prior to that point the main community comments staff received on the Project were regarding design issues which appeared to be resolved at the Design Review Committee Meeting and issues about the nesting Herons in the street trees surrounding the Project site. The issues raised by the appellant prior to the Planning Commission Hearing were not addressed in the staff report since those comments were received after the report had been published.

#### B. *Notice Requirements*

**Appellant Argument:** The appellant argues that the June 22nd Special Planning Commission meeting was not properly noticed and that the notice on site for the Project was not updated with the June 22nd hearing date.

**Staff response:** The Planning Commission continued its discussion of the Project that was properly noticed for the June 1st meeting to a date certain of June 22nd in accordance with the City's Zoning Ordinance. Because the item was continued to a date certain in a publicly noticed

meeting, the June 22nd meeting did not require re-noticing or an update to the Project's on-site notice.

### C. *Non-Conformance with LMSAP*

**Appellant Argument:** The appellant argues that the Project does not conform to the LMSAP's targets, goals, and guidelines because of its lack of affordable housing.

**Staff Response:** The argument that the Project is inconsistent with the LMSAP is incorrect. The appellant cites statements from the LMSAP that conceptually discuss the importance of affordable housing policies in the Downtown area. However, none of these goals or strategies rise to a requirement or obligation under the LMSAP. In fact, during the time leading up to the adoption of the Zoning Ordinance to implement the LMSAP, the City Council decided to address the issue of affordable housing on a Citywide level, which resulted in the adoption of the Affordable Housing Impact Fees ordinance in April 2016. Consequently, the Project's lack of affordable housing does not run afoul of the LMSAP zoning requirements and it is fully consistent with the LMSAP policies and its applicable zoning requirements.

### D. *Regional Housing Needs Allocation*

**Appellant Argument:** The appellant makes a general statement about the Regional Housing Needs Allocation (RHNA) process and affordable housing. The statement ends with a comment about using the Conditional Use Permit process to obtain more affordable units.

**Staff Response:** The City recognizes its obligations relative to the RHNA process. However, that process (in whatever planning cycle) has no regulatory overlap with the LMSAP. The appellants misunderstand the conceptual difference between the enacting zoning for the LMSAP (that does not require affordable) and the LMSAP's stated "target" for affordable units. As noted above, in April 2016, the City Council formalized its policy decision as to the City's priority for addressing its affordable housing issues and adopted a City-wide approach as a resolution.

### E. *City Encouragement of LMSAP Goals*

**Appellant Argument:** The appellant argues that affordable housing goals discussed in the LMSAP were not encouraged by staff planners or Planning Commissioners and, therefore, the City violated the LMSAP.

**Staff Response**: Neither staff planners nor the Planning Commissioners have violated the LMSAP by not "encouraging" its affordable housing goals. As noted above, the LMSAP does not require a specific percentage of affordable housing, nor does the enabling zoning. Because the LMSAP does not establish an affordable housing requirement, only a target, the City has not run afoul of the LMSAP, especially when considering that the Project is consistent with the majority of its goals and policies. Moreover, as anticipated during the processing of the LMSAP, the City subsequently has adopted an Affordable Housing Impact Fee; from which the Project is exempt because of its vesting tentative map.

### F. *Publicly Accessible Open Space*

**Appellant Argument:** The appellant argues that the Project does not follow the LMSAP guideline (Page 5-12) to include publicly accessible open space for new development over half a block in size, in violation of LMSAP Section 1.2, which requires new development to follow the guidelines in the plan.

**Staff Response**: The Project does not violate the LMSAP. The appellant chooses to disregard the language directly below the open space recommendation on Page 5-12, which states: "[N]ew development *could provide this open space voluntarily*. However, establishment of a public open space requirement may require a nexus study, which is beyond the scope of this Plan" (emphasis added). Consequently, the open space recommendation is not a requirement that was ignored by the applicant or the City and the Project remains fully consistent with the applicable goals and policies of the LMSAP.

### G. *LMSAP Guidance*

**Appellant Argument**: The appellant states that the City did not properly use the LMSAP to guide the review of the Project in violation of public process and trust.

**Staff Response:** The LMSAP does guide all development within the Lake Merritt area, contrary to appellant's narrow view of Section 1.2 of the LMSAP. The Project squarely conforms to the goals and policies of the LMSAP, as well as the zoning requirements. Appellant cites Section 1.2 of the LMSAP as requiring all new development to "follow the policies, programs and guidelines set forth in this Plan." (Page 1-5.) Appellant incorrectly interprets this statement to mean that new development must follow **all** policies and guidelines in the LMSAP—this is simply a false premise. It is an important, longstanding principle of land use policy interpretation that individual projects should not be evaluated against broader plans on a policy by policy basis. Rather, the policies of the broader plan policies should be read in harmony, and individual projects evaluated in that light. As a practical matter, it would be impossible for all projects to follow all guidelines when the LMSAP contemplates many different mixes of uses that naturally will align with certain policies, while not satisfying others. The Oakland General Plan, as well as Specific Plans, contains many differing and often competing goals. For example if a Goal or Policy states that office development should be encouraged within the Downtown core, a project would not be inconsistent solely on the basis that office space is not being included in a development proposal. Again, the appellant appears to be misinterpreting the purpose of the LMSAP as a land use tool that is properly guiding development in the Lake Merritt area.

### H. *Inconsistency with the Conditional Use Permit*

**Appellant Argument:** The appellant argues that the proposed development is inconsistent with the Conditional Use criteria because of concerns raised by members of the public about traffic, the loss of public parking, and economic detriment to the Malonga Casquelourd Center for the Arts (Malonga Center). The appellant also claims that the proposal is inconsistent with the Conditional Use criteria because the proposal does not include affordable housing, or provide publicly accessible open space.

**Staff Response:** The CEQA Analysis document prepared includes analysis of traffic issues and finds that there are no impacts related to this Project outside of those studied in the LMSAP EIR. With regard to availability of parking, the City simply cannot require a property under private ownership to be retained as a surface parking lot, both because this would in itself be inconsistent with many goals within the LMSAP and would be an inappropriate restriction on the development of a privately held property. No evidence has been provided that would prove the claims that a proposed residential development would affect the economic viability of the Malonga Center, especially given that the area is predominantly residential and the Malonga Center is a City-owned facility. With regard to the argument about the inclusion of affordable housing and publicly accessible open space, please see staff responses to these issues above.

### I. *Violation of the Federal Fair Housing Act*

**Appellant Argument:** The appellant includes a section of their appeal document that describes elements of the Federal Fair Housing Act and insinuates that the severe shortage of affordable housing in Oakland may be a violation of the Act.

**Staff Response**: The Federal Fair Housing Act, codified at 42 U.S.C. 3601-3619, prohibits discrimination in the sale or rental of housing on the basis of race, color, religion, national origin, sex, disability or family status. The sale or rental of any units in the Project will be subject to the Fair Housing Act. Therefore, the approval of the Project does not (and cannot) violate the Fair Housing Act as the action itself does not involve the sale or rental of any housing units.

Similarly, the California Fair Employment and Housing Act (FEHA), codified at California Government Code Section 12900 – 12996, makes it unlawful for the owner of any housing accommodation to discriminate against or harass any person because of the race, color, religion, sex, gender, gender identity, gender expression, sexual orientation, marital status, national origin, ancestry, familial status, source of income, disability, or genetic information of that person. The sale or rental of any units in Project will be subject to FEHA. Therefore, the approval of the Project does not (and cannot) violate FEHA as the action itself does not involve the sale or rental of any housing units. Moreover, the protections in FEHA that prohibit discriminatory land use decisions involve, among other actions, the denial of use permits, that make housing opportunities unavailable (See California Government Code Section 12955 (l).) Here, the action that is subject of this appeal is an approval of housing opportunities—not a denial—and, thus, this section of FEHA is not applicable to the Project.

## II. Oakland Residents for Responsible Development Appeal (PLN15-320-A02)

The appellants raise the issues identified below. The appellant's full submitted arguments have been included as ***Attachment C*** to this report. More detailed responses to the appellate issues are contained in the ICF memorandum, ***Attachment D*** to this report.

### A. *Reliance on Previous Environmental Analysis*

**Appellant Argument**: The appellant argues the Planning Commission inappropriately relied upon three provisions in CEQA to approve the Project without a new or subsequent EIR, including the Community Plan Exemption, Qualified Infill Exemption and an Addendum to the

LMSAP Environmental Impact Report (LMSAP EIR). The appellant argues that the City's reliance on these provisions was inappropriate because the Project would have more severe significant impacts than previously identified in the LMSAP EIR. Also, appellant claims that the Addendum here is improper because it is too long, exceeding 2,000 pages.

**Staff Response**: The LMSAP EIR analyzed the environmental impacts of the adoption and implementation of the LMSAP at full build out and provided project-level review for reasonably foreseeable development, such as the Project. The City Council certified the LMSAP EIR in accordance with CEQA in November 2014 and the analysis now is presumptively valid under California law. Since that certification, the City has created and relied upon a framework for analyzing projects within the LMSAP area called "CEQA Analysis," which separately and independently provides a basis for CEQA compliance. This framework relies on the applicable streamlining and tiering sections of CEQA: Community Plan Exemption, Qualified Infill Exemption and/or Addendum, as detailed in the CEQA section of this report below.

As outlined in exhausting detail, the assumptions and conclusions in the Project's CEQA Analysis are supported by substantial evidence in accordance with CEQA, while none of the assertions presented by the appellant provide credible, persuasive, or substantial evidence that the Project would result in a new, peculiar, significant environmental impact or a substantial increase in the severity of an environmental impact than determined in the LMSAP EIR.

Moreover, contrary to appellant's claim, the length of CEQA Analysis is not relevant to a determination of whether an Addendum is appropriate. Rather, the only relevant test is whether any provisions of CEQA Section 15162 can be satisfied. As the CEQA Analysis correctly concludes, none of these provisions requiring preparation of a subsequent EIR or Negative Declaration apply to the Project. Therefore, an Addendum is appropriate. While the Addendum may have been lengthy, it merely documents the Project's consistency with the LMSAP and its EIR and satisfies CEQA's primary function as a disclosure tool Indeed, its length is primarily a result of the various air quality, GHG and transportation model runs and should not be criticized for being overly informative.

Therefore, staff believes that the conclusions in the CEQA Analysis are valid and preparation of an EIR is not warranted. The Planning Commission appropriately relied on the CEQA Analysis to support its approval of the Project.

### B. *Failure to Adequately Analyze and Mitigate Air Quality Impacts*

**Appellant Argument:** The appellant argues that the City's CEQA Analysis for the Project failed to evaluate the health risk posed to nearby sensitive receptors from the exposure to diesel particulate matter (DPM) released during construction of the Project. The appellant states that the DPM emissions related to construction may result in a potentially significant health risk impact and, therefore, a Health Risk Assessment (HRA) must be completed and disclosed in an EIR.

**Staff Response**: The LMSAP EIR analyzed construction-related health risks (see Impact AIR-3) and determined impacts to be less than significant with implementation of SCA A (referred to as SCA AIR-1 in the CEQA Analysis). As stated on page 3.3-39 of the LMSAP EIR, "...SCA A would implement construction-related Best Management Practices to substantially reduce

construction-related impacts to a less-than-significant level." There is nothing in the LMSAP EIR indicating that a stand-alone HRA for construction-related impacts is required on a project-by-project basis. Likewise, the CEQA Guidelines do not mandate a lead agency prepare a HRA, nor do they identify methods or parameters for the analysis of receptor exposure to substantial pollutant concentrations. Preparing a construction-related HRA would result in unnecessary and duplicative studies that would ultimately reach the same conclusions and control measures established in the LMSAP EIR.[1] Moreover, the Project site's proximity to sensitive receptors is typical of other project sites in the LMSAP area and other urban areas. Therefore, there would be nothing unique or peculiar about the Project's proximity to sensitive receptors.

Nevertheless, in the interest of being conservative, ICF prepared a detailed HRA to confirm this conclusion. As expected, the HRA showed that construction of the Project would not result in cancer, non-cancer, or PM2.5 exhaust concentrations in excess of BAAQMD thresholds. Consequently, the analysis and conclusions of the LMSAP EIR are still valid for this Project.

Nevertheless, in the interest of being conservative, ICF prepared a detailed HRA to confirm this conclusion. As expected, the HRA showed that construction of the Project would not result in cancer, non-cancer, or PM2.5 exhaust concentrations in excess of BAAQMD thresholds. Consequently, the analysis and conclusions of the LMSAP EIR are still valid for this Project.

As stated above, the LMSAP EIR specifies that the construction health risks would be minimized through application of SCA-AIR-1 (former SCA A), which requires the following: exposed surfaces be watered; trucks hauling sand, soil, and other loose materials be covered; visible dirt track-out be removed daily; new roads, driveways, sidewalks be paved within one month of grading or as soon as possible, stockpiles be enclosed, covered, and watered twice daily; vehicle speeds on unpaved roads be limited; and idling time be limited. Diesel emissions would be minimized through the application of SCA-AIR-1.

Specifically, subsections (g) and (h) of SCA-AIR-1 minimize idling; subsection (i) ensures that construction equipment is running in proper condition; subsection (j) specifies that portable equipment would be powered by electricity if available; subsection (u) requires that equipment meet emissions and performance requirements; subsection (v) requires the use of low volatile organic compound coatings; subsection (w) requires that equipment and diesel trucks be equipped with Best Available Control Technology; and subsection (x) requires that off-road

[1] As discussed in Attachment B of the CEQA Analysis prepared for the Project, the Project is consistent with the development density established by zoning, community plan, specific plan, or general plan policies. Contrary to appellant's assertion, construction associated with the Project (and other projects in the LMSAP area) would not result in a more severe impact than what was previously disclosed in the LMSAP EIR. Appellant offers no credible evidence that the Project would have peculiar or unusual impacts or impacts that are new or more significant than previously analyzed in the LMSAP EIR. Therefore, the Project is consistent with the applicable CEQA streamlining provisions (i.e., Public Resources Code Section 21083.3 and State CEQA Guidelines Section 15183, Public Resources Code Section 21094.5 and State CEQA Guidelines Section 15183.3, and Public Resources Code Section 21094.5 and State CEQA Guidelines Section 15183.3) and the CEQA Analysis is appropriately tiered from the LMSAP EIR and streamlined environmental review is allowed for the Project.

heavy diesel engines meet the California Air Resources Board's most recent certification standard. The Project sponsor would ensure that construction equipment would meet Tier 4 emissions standards in order to comply with subsections (w) and (x); this equipment is considered the best available technology and, despite appellant's assertion to the contrary, ICF has confirmed that the technology is readily available—and therefore feasible—for the Project.

***Policy Alternatives***

The following options are available to the City Council and staff could be directed to return to City Council at a future date:

1. Deny the appeal, uphold the Planning Commission's decision, and allow the project to proceed as approved by the Planning Commission or apply Conditions of Approval solely related to the appellate issues;

2. Grant the appeal, reverse the Planning Commission's decision, and thereby deny the project. Under this option, the matter would return to the City Council at a future meeting for adoption of appropriate findings. The applicant would have the option of not pursuing the project or of submitting a new application to the Bureau of Planning;

3. Continue the item to a future meeting for further information or clarification, solely related to the appellate issues; or

4. Refer the matter back to the Planning Commission for further consideration on specific issues/concerns of the City Council, solely related to the appellate issues. Under this option, the appeal would be forwarded back to the City Council for final decision.

## FISCAL IMPACT

The Project involves a private development and does not request or require public funds and has no direct fiscal impact on the City of Oakland. If constructed, the project would provide a positive fiscal impact through increased property taxes, sales taxes, utility user taxes, and business license taxes, while at the same time increasing the level of municipal services that must be provided.

## PUBLIC OUTREACH / INTEREST

This item has appeared before two community meetings and public hearings on multiple occasions. Moreover, staff understands that the applicant had held a number of other meetings with community stakeholders between January and June 2016. The project appeared before the City Planning Commission Design Review Committee on January 13, 2016, and the full Planning Commission on June 1, 2016 and then again for decision on the development application on June 22, 2016.

## COORDINATION

The Agenda report on the appeal has been reviewed by the City Attorney's Office and the Budget Office.

## SUSTAINABLE OPPORTUNITIES

**Economic:** The development of the Project would increase the sales tax base, raise the property tax for the site due to the proposed improvements, and provide temporary construction jobs, as well as future permanent jobs within the new retail stores.

**Environmental:** Developing in already urbanized environments reduces pressure to build on agricultural and other undeveloped land. Sites near mass transit enable residents to reduce dependency on automobiles and further reduce adverse environmental impacts.

**Social Equity:** The Project benefits the community by adding increased commercial and housing opportunities in the City of Oakland, as well as temporary jobs during the construction of the project and permanent jobs too.

## CEQA

The *Lake Merritt Station Area Plan Environmental Impact Report* (LMSAP EIR) analyzed the environmental impacts of adoption and implementation of the LMSAP and, where the level of detail available was sufficient to adequately analyze the potential environmental effects, provided a project-level CEQA review for reasonably foreseeable development. This project-level analysis allows the use of CEQA streamlining and/or tiering provisions for projects developed under the LMSAP.

A detailed CEQA Analysis document was prepared, entitled "226 13th Street CEQA Analysis" dated May 2016, which evaluates the potential project-specific environmental effects of the proposed Project and whether such impacts were adequately covered by the LMSAP EIR to allow the below-listed streamlining and/or tiering provisions of CEQA to apply.

Applicable CEQA streamlining and/or tiering code sections are described below, each of which, separately and independently, provide a basis for CEQA compliance.

1. **Community Plan Exemption.** Public Resources Code Section 21083.3 and CEQA Guidelines Section 15183 allow streamlined environmental review for projects that are "consistent with the development density established by existing zoning, community plan or general plan policies for which an EIR was certified, except as might be necessary to examine whether there are project-specific significant effects which are peculiar to the project or its site." Section 15183(c) specifies that "if an impact is not peculiar to the parcel or to the proposed project, has been addressed as a significant effect in the prior EIR, or can be substantially mitigated by the imposition of uniformly applied development policies or standards..., then an EIR need not be prepared for the project solely on the basis of that impact."

As set out in detail in Attachment B to the CEQA Analysis, the City finds that, pursuant to CEQA Guidelines section 15183 and Public Resources Code section 21083.3, the Project is consistent with the development density established by the LMSAP and analyzed in the LMSAP EIR and that there are no environmental effects of the Project peculiar to the Project or the Project Site which were not analyzed as significant effects in the LMSAP EIR: nor are there potentially significant off-site impacts and cumulative impacts not discussed in the LMSAP EIR; nor are any of the previously identified significant effects which, as a result of substantial information not known at the time of certification of the LMSAP EIR, are now determined to present a more severe adverse impact than discussed in the LMSAP EIR. As such, no further analysis of the environmental effects of the Project is required.

2. **Qualified Infill Exemption.** Public Resources Code Section 21094.5 and CEQA Guidelines Section 15183.3 allow streamlining for certain qualified infill projects by limiting the topics subject to review at the project level, if the effects of infill development have been addressed in a planning level decision, or by uniformly applying development policies or standards. Infill projects are eligible if they are located in an urban area on a site that either has been previously developed or that adjoins existing qualified urban uses on at least 75 percent of the site's perimeter; satisfy the performance standards provided in CEQA Guidelines Appendix M; and are consistent with the general use designation, density, building intensity, and applicable policies specified for the project area in either a sustainable communities strategy or an alternative planning strategy. No additional environmental review is required if the infill project would not cause any new specific effects or more significant effects, or if uniformly applicable development policies or standards would substantially mitigate such effects.

   The City finds that, pursuant to CEQA Guidelines section 15183.3, the CEQA Analysis contains in Attachment C a written analysis consistent with Appendix M to the CEQA Guidelines examining whether the Project will cause any effects that require additional review under CEQA. The contents of Attachment C document that the Project is located in an urban area satisfying the requirements of CEQA Guidelines section 15183.3 and satisfies the applicable performance standards set forth in Appendix M to the CEQA Guidelines. It also explains how the effects of the Project were analyzed in the LMSAP EIR; and indicates that the Project incorporates all applicable mitigation measures and SCAs from the LMSAP EIR. Attachment C also determines that the Project will cause no new specific effects not analyzed in the LMSAP EIR; determines that there is no substantial new information showing that the adverse environmental effects of the Project are more significant than described in the LMSAP EIR, determines that the Project will not cause new specific effects or more significant effects, and documents how uniformly applicable development policies or standards (including, without limitation, the SCAs) will mitigate environmental effects of the Project. Based upon the CEQA Analysis and other substantial evidence in the record, the City finds and determines that no further environmental analysis of the effects of the Project is required.

3. **Addendum.** Public Resources Code Section 21166 and CEQA Guidelines Section 15164 state that an addendum to a certified EIR is allowed when minor changes or additions are necessary and none of the conditions for preparation of a subsequent EIR or Negative Declaration pursuant to Section 15162 are satisfied.

   The City finds and determines that the CEQA Analysis constitutes an Addendum to the LMSAP EIR and that no additional environmental analysis of the Project beyond that contained in the LMSAP EIR is necessary. The City further finds that no substantial changes are proposed in the Project that would require major revisions to the LMSAP EIR because of new significant environmental effects or a substantial increase in the severity of previously identified significant effects; no substantial changes occur with respect to the circumstances under which the Project will be undertaken which will require major revisions of the LMSAP EIR due to the involvement of new significant environmental effects or a substantial increase in the severity of previously identified significant effects; and there is no new information of substantial importance not known and which could not have been known with the exercise of reasonable diligence as of the time of certification of the LMSAP EIR showing that the Project will have one or more significant effects not discussed in the LMSAP EIR; significant effects previously examined will be substantially more severe than shown in the LMSAP EIR, mitigation measures or alternatives previously found not to be feasible would in fact be feasible and would substantially reduce one or more significant effects of the Project; or mitigation measures or alternatives which are considerably different from those analyzed in the LMSAP EIR would substantially reduce one or more significant effects on the environment.

The City Council was previously provided a copy of the 2014 LMSAP EIR and the May 2016 CEQA Analysis Document was provided under separate cover for review and consideration by the City Council, and is available to the public at the Bureau of Planning office at 250 Frank H. Ogawa Plaza, 2nd Floor, Oakland, CA 94612 and on the City's website at: ***http://www2.oaklandnet.com/Government/o/PBN/OurServices/Application/DOWD009157***

## ACTION REQUESTED OF THE CITY COUNCIL

1. **Staff Recommends That The City Council Adopt A Resolution denying the appeals by the Coalition of Neighborhood Stakeholders and Oakland Residents for Responsible Development and upholding the Planning Commission's approval of a proposal to construct 262 dwelling units over approximately 13,000 square feet of retail located at 226 13th Street, Oakland CA (Project Case No. PLN15-320), including adopting CEQA Exemptions (15183 & 15183.3) and Addendum (Relying on the previously certified 2014 Lake Merritt Station Area Plan EIR)**

For questions regarding this report, please contact Pete Vollmann, Planner IV, at (510) 238-6167.

Respectfully submitted,

Rachel Flynn
Director, Department of Planning & Building

Reviewed by:
Scott Miller, Zoning Manager

Prepared by:
Pete Vollmann, Planner IV
Bureau of Planning

Attachments:

A. June 1, 2016 Planning Commission Staff report
B. July 1, 2016 Appeal by Coalition of Neighborhood Stakeholders
C. July 1, 2016 Appeal by Oakland Residents for Responsible Development
D. August 10, 2016 ICF Memorandum

| | |
|---|---|
| **Location:** | **226 13th Street (See map on reverse)** |
| **Assessors Parcel Number:** | **002-0077-001-00** |
| **Proposal:** | Proposal to construct a new six story mixed use building containing 262 units including approximately 13,000 square feet of ground floor retail on 14th Street, which would replace the existing surface parking lot. |
| **Applicant:** | Brian Pianca / WP West Acquisitions – (415) 888-8537 |
| **Owner:** | K.H Associates |
| **Planning Permits Required:** | Regular Design Review for new construction, Major Conditional Use Permits for a large project in the D-LM Zone, Minor Conditional use Permit to allow a base height of up to 85 feet, Minor Variance to allow two loading berths where three are required, and Vesting Tentative Parcel Map for new condominiums. |
| **General Plan:** | Central Business District |
| **Zoning:** | D-LM-2 Zone / D-LM-4 Zone<br>Height Area D-LM 175 |
| **Environmental Determination:** | A detailed CEQA Analysis was prepared for this project which concluded that the proposed project satisfies each of the following CEQA provisions:<br>15183 - Projects consistent with a community plan, general plan, or zoning;<br>15183.3 – Streamlining for in-fill projects; and/or<br>15164 – Addendum to the 2014 certified Lake Merritt Station Area Plan EIR;<br>Each of which provides a separate and independent basis for CEQA compliance.<br>The CEQA Analysis document may be reviewed at the Planning Bureau offices at 250 Frank Ogawa Plaza, 2nd Floor or on-line at http://www2.oaklandnet.com/Government/o/PBN/OurServices/Application/DOWD009157 |
| **Historic Status:** | Not a historic property – vacant parking lot |
| **Service Delivery District:** | Metro |
| **City Council District:** | 2 |
| **Action to be Taken:** | Decision on Application |
| **Staff Recommendation:** | Approve with the attached conditions. |
| **Finality of Decision:** | Appealable to City Council within 10 days |
| **For Further Information:** | Contact case planner **Peterson Z. Vollmann** at **510-238-6167 or by e-mail at pvollmann@oaklandnet.com.** |

**ATTACHMENT A**

# CITY OF OAKLAND PLANNING COMMISSION




Case File: PLN15320
Applicant: WP West Acquisitions
Address: 226 13th Street
Zone: D-LM-2 , D-LM-4

## SUMMARY

Brian Pianca on behalf of WP West Acquisitions (Wood Partners) has submitted an application for a development proposal at 226 13th Street consisting of a new building that would accommodate 262 residential units within a new six story building, with approximately 13,000 square feet of retail at the ground floor along 14th Street. The proposal would be built on a site that consists of an entire city block and is currently being used as a surface parking lot.

On January 13, 2016 the proposal appeared before the Design Review Committee, during which the Committee recommended the item proceed to the full commission.

Staff recommends approval, subject to the attached findings and conditions of approval.

## PROPERTY DESCRIPTION

The subject property consists of one lot that encompasses an entire city block bounded by 14th, 13th, Jackson, and Alice Streets in Downtown. The site is currently used as an auto fee surface parking lot. The surrounding neighborhood consists of a mix of low and mid-rise commercial and mixed use buildings along 14th Street and high density apartment buildings off of the main 14th Street corridor. The 14th Street corridor contains a strong context of active ground floor retail storefronts.

## PROJECT DESCRIPTION

The proposed project would demolish the existing surface parking lot in order to construct a new six story building that would contain 5 stories of residential units above a double height ground floor commercial space consisting of approximately 13,000 square feet fronting onto 14th Street and residential townhouse units on the 13th Street frontage. The residential lobby entrances would be located on Jackson Street near the corner of 14th Street and a second lobby on Alice Street near the corner of 13th Street. Ground floor amenity spaces such as resident lounge and fitness room would be provided along Alice Street, while Jackson Street would contain a large bike parking facility with direct access to the street. The auto parking facilities will be located on the ground and mezzanine level behind the retail and other active uses that line the street frontages of the property. The auto access will be located off of Jackson Street and two loading berths will be provided with one on Alice Street and the other on Jackson Street.

The main five stories of residential will contain double loaded corridors with units facing outward toward the street as well as inward towards the central courtyard. Open space for the residential units will be provided in the central courtyard at the podium level as well as at a rooftop location at the northeast corner of the site.

## GENERAL PLAN ANALYSIS

The General Plan's Land Use and Transportation Element (LUTE) classifies the project site as being located in the Central Business District (CBD) General Plan area. This land use classification is intended to encourage, support, and enhance the downtown area as a high density mixed use urban center of regional importance and a primary hub for business, communications, office, government, high technology, retail, entertainment, community facilities, and visitor uses. The CBD classification includes

a mix of large-scale offices, commercial, urban high rise residential, institutional, open-space, cultural, educational, arts, entertainment, service, community facilities, and visitor uses.

Among the General Plan Land Use and Transportation policies and objectives applicable to the proposed Project, and which the Project conforms with, are the following:

**Policy D10.1** – Encouraging Housing – Housing in the downtown should be encouraged as a vital component of a 24-hour community.

**Policy D10.2** – Locating Housing – Housing in the downtown should be encouraged in identifiable districts, within walking distance of the 12th Street, 19th Street, City Center, and Lake Merritt BART stations to encourage transit use, and in other locations where compatible with surrounding uses.

**Policy N3.1** – Facilitating Housing Construction – Facilitating the construction of housing units should be considered a high priority for the City of Oakland.

**Policy N3.2** – Encourage In-fill Development – In order to facilitate the construction of needed housing units, in-fill development that is consistent with the General Plan should take place throughout the City of Oakland.

The proposed Project is consistent/conforms with the above referenced policies and objectives and the general intent of the Central Business District land use designation by constructing a new high density residential building above a commercial ground floor on a major commercial street within the downtown core within walking distance to the 12th Street, 19th Street and Lake Merritt BART stations.

**Lake Merritt Station Area Plan**

The Lake Merritt Station Area Plan (LMSAP) provides planning framework for future growth and development in the area surrounding the Lake Merritt BART Station. The Planning Area encompasses 315 acres in the heart of Oakland, a major urban center within the San Francisco Bay Area. Adjacent neighborhoods and destinations include Downtown Oakland, Lake Merritt, the Jack London District, Old Oakland, and Uptown.

Among the Specific Plan goals and policies applicable to the proposed Project, and which the Project conforms with, are the following:

**LMSAP Policy LU-2** - High intensity development potential. Support transit-oriented development and accommodate regional growth projections by promoting high intensity and high density development in the Planning Area.

**LMSAP Policy LU-4** - Active ground floor uses. Encourage active uses in new buildings on key streets in neighborhood hubs in order to transform key streets into activated pedestrian connections over time and expand the vibrancy and activity that already exists in some areas, as shown in Figure 4.2. These active ground floor uses should be located at the street edge, or at the edge of parks, plazas, or other public spaces. Activated neighborhood hubs include the 14th Street Corridor.

**LMSAP Policy LU-13** - Complementary uses. Complement existing government and institutional uses – including the Oakland Museum of California, Kaiser Auditorium, County Courthouse, Main Public Library – with new residential uses and by promoting active ground floor commercial uses in new development.

The Project is consistent/conforms with the above mentioned goals and policies by creating a new, mixed use development with high density housing and an active commercial ground floor located on the 14th Street Corridor in close proximity to three BART Stations.

## ZONING ANALYSIS

The subject property is split between two zoning districts. The 14th Street side of the property is located within the D-LM-2 Zone while the 13th Street half of the site is located within the D-LM-4 Zone. The intent of the D-LM-2 zone is to create, maintain, and enhance areas of the Lake Merritt Station Area Plan District for ground-level, pedestrian-oriented, active storefront uses. Upper story spaces are intended to be available for a wide range of office and residential activities. The intent of the D-LM-4 zone is to designate areas of the Lake Merritt Station Area Plan District appropriate for a wide range of residential, commercial, and compatible light industrial activities. The entire project site is located within the D-LM 175 height area.

### Conditional Use Permits for Base Height

As mentioned above the subject property is located within the D-LM 175 height area. This area allows buildings to be 175 feet tall with an allowed building base of 45 feet. The building base may increase to 85 feet upon the granting of a Conditional use Permit. In addition, the D-LM Zones require that any proposal in excess of 200,000 square feet obtain a Conditional Use approval by the Planning Commission.

Staff believes that the Conditional Use permit request for an 85 foot tall base height is appropriate given the location of the building in an area that contains other buildings taller than the initial base height of 45 feet and the site was designated as an opportunity site within the LMSAP, and the overall height of the site would allow a much taller building at 175 feet.

### Off-Street Loading Variance

Pursuant to Planning Code Section 17.116 three off-street loading berths are required for the proposed project. One berth is required for the retail component since the amount of new square feet is between 10,000 and 24,999. Two additional loading berths are required for the Residential use since the building includes in excess of 150,000 square feet of new residential floor area.

The proposed project would provide two off-street loading berths, one accessed off of Alice Street and other accessed off of Jackson Street. Staff feels that the granting of the Minor Variance to allow two berths where three are required is a superior design solution that meets the intent of the regulations. The location of the proposed loading berth on Alice Street would provide direct access to the rear of retail spaces fronting on 14th Street as well as having a second berth located on Jackson Street near the residential lobby that can serve the residential uses. By reducing the requirement to two spaces the loading needs can be accommodated while limiting the presence of loading dock doors along the ground floor of the facades.

### Parking

The project meets all of the required auto and bike parking pursuant to Planning Code Chapters 17.116 & 17.117. Auto and Bike parking is required and proposed as set forth in the following tables.

| Auto Parking | | | |
|---|---|---|---|
| **Use** | **Amount** | **Required Auto Parking** | **Stalls Provided** |
| Residential | 262 units | 0.75: unit = 197 stalls | 194 |
| With allowed 5 % reduction for excess bike parking | 262 units | 5% of 197 = 9<br>197 – 9 = 188 stalls | 194 |
| **TOTAL** | | **188** | **194** |

| Bike Parking | Long Term | | |
|---|---|---|---|
| **Use** | **Amount** | **Required Bike Parking** | **Provided** |
| Residential | 262 units | 1: 4 units = 66 | 216 |
| Commercial | 12,884 sq.ft. | 1:12,000 sq.ft. = 2 | 3 |
| **TOTAL** | | **133** | **219** |

| Bike Parking | Short Term | | |
|---|---|---|---|
| **Use** | **Amount** | **Required Bike Parking** | **Provided** |
| Residential | 262 units | 1:20 units = 13 | 22 |
| Commercial | 12,884 sq.ft. | 1:2,000 sq.ft. = 7 | 22 |
| **TOTAL** | | **20** | **44** |

**Design Review**

The proposed design occupies an entire City block and includes four block face frontages. In order to try to reduce the visual massiveness of the building the architect has split the building into two distinctly different architectural designs on focused towards 14th Street and the other focused towards 13th Street with the two designs meeting along the side streets of Alice and Jackson Streets at the lobby entrance and stair towers.

Both design types are very modern architectural styles with the façade facing primarily toward 14th Street containing a stucco, metal and glass composition similar to buildings opposite the site along 14th Street. The 14th Street façade adds visual interest through an undulating façade that is broken up with large vertical recesses in the building blockface. The 14th Street façade also contains a defined base middle and top, which is defined with the tall glass ground floor commercial space, and the top contains a double height window recess to differentiate it from the middle of the building.

The 13th Street façade is a more simplified modern design that contains a brick veneer to play off of the masonry Post Office building and the Oakland Hotel. The window pattern on the façade is accented by a projecting metal trim and the massing of the façade is broken down with a few plane changes that contain a recess with a material change to stucco. The base of the building along 13th Street is defined by a tall ground floor with lobby glazing that serves the residential entries as well as amenity spaces. In addition a

portion of the ground floor towards the corner of Jackson Street includes ground floor townhouse units with walk-ups that help provide activity toward the sidewalk.

Design Review Committee

As previously mentioned, this item appeared before the Design Review Committee (DRC) on January 13th, 2016. The main items raised at this meeting were with regard to the limited ground floor height in locations along the 14th Street elevation, which the applicant has modified to meet the minimum height of 15 feet as requested. The other issue that was raised were general comments about working on the 13th Street elevation to refine the rhythm of openings. The applicant has redesigned elements of this façade to wrap the balconies at the corner of Alice & 13th Streets to make it more strongly defined solid element and rearranged some of the window patterns for more uniformity and providing a scaling to represent a base, middle and top to the building. In addition, the applicant has also incorporated some ground floor townhome units that will contains stoops that meet the sidewalk as a means of activating the "non-retail" elevation of the building.

Staff believes the proposed design is consistent with the Lake Merritt Station Area Plan Design Guidelines by creating a mixed use development that establishes a strong pedestrian oriented commercial ground floor along 14th Street as well as along the non-retail facades by using a mix of amenity spaces, lobbies, stoops and other active uses that make for a pleasant experience when walking around the building. The upper levels of the building are also well designed to provide visual interest.

**KEY ISSUES**

Tree Removal - Heron Rookery

There currently are a number of street trees that are proposed for removal as part of the project. The trees are very large little-leaf fig trees that currently provide nesting habitat (or a rookery) for Black-crowned night herons and snowy egrets, collectively referred to as "herons". These rookeries provide perennial nesting habitat for the birds and nesting colonies of herons.

A survey performed on October 12, 2015 found evidence of stick platform nests in the canopies of several trees, as well as old white wash on the tree leaves, branches, and sidewalk below the canopy. The composition of species and active nests among the trees can change from year to year; however, as of April 2016, over 50 pairs of Black-crowned night herons were nesting, and dozens of snowy egrets were building nests at the project site.

The presence of this rookery raised issues with regard to the tree removal and the potential impact on the nesting habitat from any potential adjacent development. This rookery is located in a highly disturbed urban setting, above concrete sidewalks, where pedestrian and vehicle activity is high, where development projects are planned, and which do not provide suitable long-term habitat for the herons relative to other nearby habitats (e.g., Lake Merritt).

The CEQA Analysis prepared for the project identified that the City's Standard Condition of Approval would address any potential harm to the herons by limiting any tree removal to periods outside of the nesting season and requiring special protocols be followed for any tree removal during the nesting season. Therefore, the impact under CEQA would be less than significant. However, the City of Oakland recognizes the ecological and aesthetic value of the herons and their popularity with many of the City's residents. The City also recognizes that nearby Lake Merritt, home of the oldest designated wildlife refuge (est. 1870) in the United States, offers more appropriate habitat for this species (the herons in

questions previously were nesting at Lake Merritt but recently relocated to the current site – possibly due to construction at Lake Merritt or other changing conditions there). As a result the City's environmental consultant biologist prepared language that has been included as a Project Specific Condition of Approval that would require that the applicant to obtain a biologist to put together a plan to provide new habitat for the herons that would preferably move them back to their prior habitat at the Lake prior to their displacement. Please see COA #20 for specifics.

**ENVIRONMENTAL DETERMINATION**

The *Lake Merritt Station Area Plan* (EIR) analyzed the environmental impacts of adoption and implementation of the LMSAP and, where the level of detail available was sufficient to adequately analyze the potential environmental effects, provided a project-level CEQA review for reasonably foreseeable development. This project-level analysis allows the use of CEQA streamlining and/or tiering provisions for projects developed under the LMSAP.

Applicable CEQA streamlining and/or tiering code sections are described below, each of which, separately and independently, provide a basis for CEQA compliance.

1. **Community Plan Exemption.** Public Resources Code Section 21083.3 and CEQA Guidelines Section 15183 allow streamlined environmental review for projects that are "consistent with the development density established by existing zoning, community plan or general plan policies for which an EIR was certified, except as might be necessary to examine whether there are project-specific significant effects which are peculiar to the project or its site." Section 15183(c) specifies that "if an impact is not peculiar to the parcel or to the proposed project, has been addressed as a significant effect in the prior EIR, or can be substantially mitigated by the imposition of uniformly applied development policies or standards…, then an EIR need not be prepared for the project solely on the basis of that impact."

2. **Qualified Infill Exemption.** Public Resources Code Section 21094.5 and CEQA Guidelines Section 15183.3 allow streamlining for certain qualified infill projects by limiting the topics subject to review at the project level, if the effects of infill development have been addressed in a planning level decision, or by uniformly applying development policies or standards. Infill projects are eligible if they are located in an urban area on a site that either has been previously developed or that adjoins existing qualified urban uses on at least 75 percent of the site's perimeter; satisfy the performance standards provided in CEQA Guidelines Appendix M; and are consistent with the general use designation, density, building intensity, and applicable policies specified for the project area in either a sustainable communities strategy or an alternative planning strategy. No additional environmental review is required if the infill project would not cause any new specific effects or more significant effects, or if uniformly applicable development policies or standards would substantially mitigate such effects.

3. **Addendum.** Public Resources Code Section 21166 and CEQA Guidelines Section 15164 state that an addendum to a certified EIR is allowed when minor changes or additions are necessary and none of the conditions for preparation of a subsequent EIR or Negative Declaration pursuant to Section 15162 are satisfied.

*Note:*
***A detailed CEQA Analysis was prepared for the project and was provided under separate cover for review and consideration by the Planning Commission, and is available to the public at the Planning Department office at 250 Frank H. Ogawa Plaza, 2nd Floor, Oakland, CA 94612 and on the City's website at: http://www2.oaklandnet.com/Government/o/PBN/OurServices/Application/DOWD009157***

**CONCLUSION**

Staff believes that the proposed project is well designed and helps to implement the vision of the LMSAP by providing a well-designed high density residential development with active ground floor retail on 14th Street. The building is within walking distance (4-7 blocks) of three BART Stations. It is critical that the City develop densely around our valuable BART Stations to maximize the benefits of this regional transportation system. The proposed design is also consistent with the required Conditional Use Permit (CUP) criteria, Minor Variance findings, Design Review criteria and LMSAP Design Guidelines.

**RECOMMENDATIONS:**

1. Affirm staff's environmental determination and adopt the attached CEQA Findings.

2. Approve the Major Conditional Use, Minor Variance, Design Review, and Vesting Tentative Parcel Map subject to the attached findings and conditions.

Prepared by:

PETERSON Z. VOLLMANN
Planner III

Reviewed by:

SCOTT MILLER
Zoning Manager
Bureau of Planning

Reviewed by:

DARIN RANELETTI
Deputy Director
Bureau of Planning

Approved for Forwarding to the
City Planning Commission:

RACHEL FLYNN, Director
Department of Planning and Building

**ATTACHMENTS:**

A. Findings for Approval
B. Conditions of Approval
C. SCA/MMRP from the 226 13th Street CEQA Analysis Checklist
D. Plans of the Project Site

## ATTACHMENT A

# FINDINGS FOR APPROVAL

This proposal meets all the required Conditional Use Permit Criteria (Section 17.134.050 & 17.101.G.050B.2), Minor Variance Findings (Section 17.148.050) and Design Review Criteria (Section 17.136.050) as set forth below and which are required to approve your application. This proposal does not contain characteristics that require denial pursuant to the Tentative Map Findings (Section 16.08.030) and is consistent with the Lot Design Standards (Section 16.24.040) of the Oakland Subdivision Regulations. Required findings are shown in **bold** type; reasons your proposal satisfies them are shown in normal type. (Note: the Project's conformance with the following findings is not limited to the discussion below, but is also included in all discussions in this report and elsewhere in the record).

## SECTION 17.134.050 –CONDITIONAL USE PERMIT FINDINGS:

1. **That the location, size, design, and operating characteristics of the proposed development will be compatible with, and will not adversely affect, the livability or appropriate development of abutting properties and the surrounding neighborhood, with consideration to be given to harmony in scale, bulk, coverage, and density; to the availability of civic facilities and utilities; to harmful effect, if any upon desirable neighborhood character; to the generation of traffic and the capacity of surrounding streets; and to any other relevant impact of the development.**

   The proposed residential building and ground floor commercial is appropriate for the site location. The proposed project will provide for a high density development in close proximity to jobs within the downtown core as well as numerous local and regional mass transit options. The project will contain a well-defined facade that unique while still integrating well with the character of other buildings in the vicinity and will contain a ground floor commercial space that will fit in with the commercial setting of the 14th Street corridor.

2. **That the location, design, and site planning of the proposed development will provide a convenient and functional living, working, shopping, or civic environment, and will be as attractive as the nature of the use and its location and setting warrant.**

   The proposal will provide a functional living environment with ample open space, and close proximity for residents to jobs downtown and multiple mass transit options for transportation. The new ground floor retail will improve the setting of the block by replacing a large surface parking lot.

3. **That the proposed development will enhance the successful operation of the surrounding area in its basic community functions, or will provide an essential service to the community or region.**

   The development will help to enhance the area as a high density residential neighborhood and important shopping street along 14th Street by developing new high density housing in close proximity to downtown and regional and local mass transit and by providing new ground floor

commercial along 14th Street to replace the existing surface parking lot.

4. **That the proposal conforms to all applicable design review criteria set forth in the DESIGN REVIEW PROCEDURE of Chapter 17.136 of the Oakland Planning Code.**

   See Design Review findings below.

5. **That the proposal conforms in all significant respects with the Oakland General Plan and with any other applicable plan or development control map which has been adopted by the City Council.**

   As detailed earlier in the report, and hereby incorporated by reference, the General Plan's Land Use and Transportation Element (LUTE) classifies the project site as being located in the Central Business District (CBD) General Plan area. This land use classification is intended encourage, support, and enhance the downtown area as a high density mixed use urban center of regional importance and a primary hub for business, communications, office, government, high technology, retail, entertainment, community facilities, and visitor uses. The CBD classification includes a mix of large-scale offices, commercial, urban high rise residential, institutional, open-space, cultural, educational, arts, entertainment, service, community facilities, and visitor uses. The site is also within the Lake Merritt Station Area Plan (LMSAP), which was established to guide development for the large area surrounding the Lake Merritt BART station.

   The proposed Project meets the referenced policies and objectives and the general intent of the Central Business District land use designation and the LMSAP by constructing a new high density residential building above a commercial ground floor on a major commercial street within the downtown core and within walking distance to three BART stations.

**17.101.G.050.B.2 – D-LM HEIGHT CRITERIA:**

a. **The proposal is consistent with the intent and desired land use character identified in the Lake Merritt Station Area Plan and its associated policies;**

   The proposal is consistent with the intent and desired land use character of the site within the LMSAP by developing a high density residential development within close proximity to downtown jobs and local and regional mass transit options as well as providing new pedestrian oriented ground floor commercial to enhance the 14th Street corridor.

b. **The proposal will promote implementation of the Lake Merritt Station Area Plan;**

   The proposal will promote the implementation of the LMSAP by developing a high density residential development within close proximity to downtown jobs and local and regional mass transit options as well as providing new pedestrian oriented ground floor commercial to enhance the 14th Street corridor.

c. **The proposal is consistent with the desired visual character described in the Lake Merritt Station Area Plan and Lake Merritt Station Area Design Guidelines, with consideration given to the existing character of the site and surrounding area; and**

The proposed project is consistent with the required Design Review Findings below, and is consistent with the LMSAP Design Guidelines.

**SECTION 17.148.050 – MINOR VARIANCE FINDINGS:**

1. **That strict compliance with the specified regulation would result in practical difficulty or unnecessary hardship inconsistent with the purposes of the zoning regulations, due to unique physical or topographic circumstances or conditions of design; or as an alternative in the case of a minor variance, that such strict compliance would preclude an effective design solution improving livability, operational efficiency, or appearance.**

Strict compliance with the required three loading berths would preclude an effective design solution that improves the appearance and operational efficiency of the building. The required three loading berths would take up a large portion of ground floor facades that by their nature are less than desirable components of a building from a pedestrian atmosphere standpoint. By granting the variance to allow only two loading berths where three are required allows a superior design while still allowing for one berth to serve the retail component of the project and with building management, the second berth can also be reserved as needed for residential move-ins. A condition of approval is proposed that requires a loading berth management plan be submitted for City review/approval.

2. **That strict compliance with the regulations would deprive the applicant of privileges enjoyed by owners of similarly zoned property; or, as an alternative in the case of a minor variance, that such strict compliance would preclude an effective design solution fulfilling the basic intent of the applicable regulation.**

The basic intent of the loading berth requirements for retail and residential is to allow for a functional loading area for retail tenant deliveries to occur and, in the case of residential units, to allow for a functional location to accommodate tenants moving into and out of units. The two loading berths being provided can meet this need by arranging times for the loading berth to be used for residential move-ins while not eroding at the pedestrian atmosphere of the street more than necessary.

3. **That the variance, if granted, will not adversely affect the character, livability, or appropriate development of abutting properties or the surrounding area, and will not be detrimental to the public welfare or contrary to adopted plans or development policy.**

The granting of the variance for reduced loading berths will not affect the character, livability, or appropriate development of the area as the reduced loading berths allows for a better design of the building while still meeting the needs of the proposed uses.

4. **That the variance will not constitute a grant of special privilege inconsistent with limitations imposed on similarly zoned properties or inconsistent with the purposes of the zoning regulations.**

The granting of the variance to reduce the loading berths would not constitute a grant of special privilege as many other buildings in the area do not contain loading berths and many other smaller scale local commercial streets do not have commercial buildings with numerous loading berths but rather are serviced by curbside loading zones. Further the proposal will still contain two off-street loading berths that with proper management can meet the needs of the development.

5. **That the elements of the proposal requiring the variance (e.g., elements such as buildings, walls, fences, driveways, garages and carports, etc.) conform with the regular design review criteria set forth in the design review procedure at Section 17.136.050.**

See Design Review Findings above. The lack of the additional loading berth doors allows for a superior design to the exterior of the building.

6. **That the proposal conforms in all significant respects with the Oakland General Plan and with any other applicable guidelines or criteria, district plan, or development control map which have been adopted by the Planning Commission or City Council.**

The Project is consistent with the goals and policies of the LUTE and BVDSP as indicated in Findings in Sections 17.134.050 above and the City Planning Commission Report, hereby incorporated by reference.

**17.136.050(A) - RESIDENTIAL DESIGN REVIEW CRITERIA:**

1. **The proposed design will create a building or set of buildings that are well related to the surrounding area in their setting, scale, bulk, height, materials, and textures.**

The proposed project will construct a mixed use building with 262 units above ground floor commercial fronting on 14th Street. The proposed design occupies an entire City block and includes four block face frontages. In order to try to reduce the visual massiveness of the building the architect has split the building into two distinctly different architectural designs on focused towards 14th Street and the other focused towards 13th Street with the two designs meeting along the side streets of Alice and Jackson Streets at the lobby entrance and stair towers. Both design types are very modern architectural styles with the façade facing primarily toward 14th Street containing a stucco, metal and glass composition similar to buildings opposite the site along 14th Street. The 14th Street façade adds visual interest through an undulating façade that is broken up with large vertical recesses in the building blockface. The 13th Street façade is a more simplified modern design that contains a brick

veneer to play off of the masonry Post Office building and the Oakland Hotel. The window pattern on the façade is accented by a projecting metal trim and the massing of the façade is broken down with a few plane changes that contain a recess with a material change to stucco.

2. **The proposed design will protect, preserve, or enhance desirable neighborhood characteristics.**

   The proposed design will enhance the desirable neighborhood characteristics by developing an existing surface parking lot with new active ground floor commercial space for the 14th Street frontage, as well as provide for a dense residential environment in close proximity to downtown jobs, local and regional transit and open space.

3. **The proposed design will be sensitive to the topography and landscape.**

   The project site is flat and void of any existing landscaping.

4. **If situated on a hill, the design and massing of the proposed building relates to the grade of the hill.**

   The project site is flat.

5. **The proposed design conforms in all significant respects with the Oakland General Plan and with any applicable design review guidelines or criteria, district plan or development control map which has been adopted by the Planning Commission or City Council.**

   The project site is consistent with the City's Corridor Design Guidelines and the LMSAP Design Guidelines. The Project is consistent with the goals and policies of the LUTE and LMSAP as indicated in Findings in Sections 17.134.050 above and the City Planning Commission Report, hereby incorporated by reference.

**16.08.030 - TENTATIVE MAP FINDINGS (Pursuant also to California Government Code §66474 (Chapter 4, Subdivision Map Act)**

The Advisory Agency shall deny approval of a tentative map, or a parcel map for which a tentative map was not required, if it makes any of the following findings:

A. **That the proposed map is not consistent with applicable general and specific plans as specified in the State Government Code Section 65451.**

   The proposal is consistent with the Central Business District General Plan designation and with the LMSAP by creating a mixed use development with viable street fronting retail along 14th Street. See additional General Plan Conformity findings above.

B. **That the design or improvement of the proposed subdivision is not consistent with applicable general and specific plans.**

The proposal is consistent with the Central Business District General Plan designation and with the LMSAP by creating a mixed use development with viable street fronting retail along 14th Street. See additional General Plan Conformity findings above.

**C. That the site is not physically suitable for the type of development.**

The site is suitable for the proposed development as it is located close to public utilities, transit, and other civic facilities, and fulfills the vision for the area as set forth in the LMSAP.

**D. That the site is not physically suitable for the proposed density of development.**

The proposed density is consistent with the General Plan and Specific Plan density envisioned for the area.

**E. That the design of the subdivision or the proposed improvements are likely to cause substantial environmental damage or substantially and avoidably injure fish or wildlife or their habitat.**

This site has been previously developed and does not contain any wildlife habitat or waterways.

**F. That the design of the subdivision or type of improvements is likely to cause serious public health problems.**

There should be no adverse health effects. This is in a mixed use development containing residential and retail uses located in the downtown area and it will introduce no new use classifications that are incompatible with the surrounding neighborhood.

**G. That the design of the subdivision or the type of improvements will conflict with easements, acquired by the public at large, for access through or use of, property within the proposed subdivision. In this connection, the governing body may approve a map if it finds that alternate easements, for access or for use, will be provided, and that these will be substantially equivalent to ones previously acquired by the public. (This subsection shall apply only to easements of record or to easements established by judgment of a court of competent jurisdiction and no authority is hereby granted to a legislative body to determine that the public at large has acquired easements for access through or use of property within the proposed subdivision.)**

There are no easements on this property at present to allow the public access to anything.

**H. That the design of the subdivision does not provide to the extent feasible, for future passive or natural heating or cooling opportunities in the subdivision**

The project could to be set up for solar panels on the rooftop.

## SECTION 16.24.040 – LOT DESIGN STANDARDS

As a one lot subdivision for condominium purposes these standards are not applicable.

## CEQA COMPLIANCE FINDINGS

I. Introduction These findings are made pursuant to the California Environmental Quality Act (Public Resources Code section 21000 et seq.; "CEQA") and the CEQA Guidelines (Cal. Code Regs. title 14, section 15000 et seq.; "CEQA Guidelines") by the City Planning Commission in connection with the environmental analysis of the effects of implementation of the 250 14th Street project, as more fully described elsewhere in this Staff Report and City Of Oakland ("City")-prepared CEQA Analysis document entitled "226 13th Street CEQA Analysis" dated May 13, 2016 ("CEQA Analysis") (the "Project"). The City is the lead agency for purposes of compliance with the requirements of CEQA. These CEQA findings are attached and incorporated by reference into each and every decision associated with approval of the Project and are based on substantial evidence in the entire administrative record.

II. Adoption of LMSAP and Certification of LMSAP EIR: The City finds and determines that (a) the Oakland City Council on November 18, 2014 adopted Resolution No. 85276 C.M.S. which adopted the Lake Merritt Station Area Plan ("LMSAP"), made appropriate CEQA findings, including certification of the LMSAP Environmental Impact Report ("EIR"); and (b) the LMSAP satisfies the description of "Community Plan" set out in Public Resources Code section 21083.3(e) and in CEQA Guidelines section 15183 as well the description of "Planning Level Document" set out in Public Resources Code section 21094.5 and in CEQA Guidelines section 15183.3. The City Council, in adopting the LMSAP following a public hearing, approved as a part thereof Standard Conditions of Approval ("SCAs") which constitute uniformly applied development policies or standards (together with other City development regulations) and determined that the uniformly applicable development policies or standards, together with the mitigation measures set out in the LMSAP EIR, would substantially mitigate the impacts of the LMSAP and future projects thereunder.

III. CEQA Analysis Document: The CEQA Analysis and all of its findings, determinations and information is hereby incorporated by reference as if fully set forth herein. The CEQA Analysis concluded that the Project satisfies each of the following CEQA provisions, qualifying the Project for two separate CEQA statutory exemptions and that the CEQA Analysis constitutes an addendum to the LMSAP EIR, as summarized below and provides substantial evidence to support the following findings.

The City hereby finds that, as set forth below and in the checklist attached as part of the CEQA Analysis, the Project is exempt from any additional CEQA Analysis under the "Community Plan Exemption" of Public Resources Code section 21083.3 (CEQA Guidelines §15183) and/or the "Qualified Infill Exemption" under Public Resources section 21094.5 (CEQA Guidelines §15183.3) and that the CEQA Analysis also constitutes an Addendum to the LMSAP EIR pursuant to Public Resources Code section 21166 (CEQA Guidelines §15162) and that such Addendum determines that none of the three events requiring subsequent or supplemental environmental analysis as stipulated in Public Resources Code section 21166 have occurred, thus no additional environmental analysis beyond the LMSAP EIR and the CEQA Analysis is

necessary. The specific statutory exemptions and the status of the CEQA Analysis as an Addendum are discussed below in more detail.

A. Community Plan Exemption; Public Resources Code Section 21083.3 (CEQA Guidelines §15183): The City finds and determines that, for the reasons set out below and in the CEQA Analysis, the Community Plan Exemption applies to the Project. Therefore, no further environmental analysis is required because all of the Project's effects on the environment were adequately analyzed and mitigation measures provided in the LMSAP EIR; there are no significant effects on the environment which are peculiar to the Project or to the parcel upon which it is located not addressed and mitigated in the LMSAP EIR; and there is no new information showing that any of the effects shall be more significant than described in the LMSAP EIR.

As set out in detail in Attachment B to the CEQA Analysis, the City finds that, pursuant to CEQA Guidelines section 15183 and Public Resources Code section 21083.3, the Project is consistent with the development density established by the LMSAP and analyzed in the LMSAP EIR and that there are no environmental effects of the Project peculiar to the Project or the Project Site which were not analyzed as significant effects in the LMSAP EIR: nor are there potentially significant off-site impacts and cumulative impacts not discussed in the LMSAP EIR; nor are any of the previously identified significant effects which, as a result of substantial information not known at the time of certification of the LMSAP EIR, are now determined to present a more severe adverse impact than discussed in the LMSAP EIR. As such, no further analysis of the environmental effects of the Project is required.

B. Qualified Infill Exemption; Public Resources Code Section 21094.5 (CEQA Guidelines §15183.3): The City finds and determines that, for the reasons set forth below and in the CEQA Analysis, a Qualified Infill Exemption applies to the Project and no further environmental analysis is required since all the Project's effects on the environment were adequately analyzed and mitigation measures provided in the LMSAP EIR; the Project will cause no new specific effects not addressed in the LMSAP EIR that are specific to the Project or the Project Site; and there is no substantial new information showing that the adverse environmental effects of the Project are more significant than described in the LMSAP EIR.

The City finds that, pursuant to CEQA Guidelines section 15183.3, the CEQA Analysis contains in Attachment D a written analysis consistent with Appendix M to the CEQA Guidelines examining whether the Project will cause any effects that require additional review under CEQA. The contents of Attachment D documents that the Project is located in an urban area satisfying the requirements of CEQA Guidelines section 15183.3 and satisfies the applicable performance standards set forth in Appendix M to the CEQA Guidelines. It also explains how the effects of the Project were analyzed in the LMSAP EIR; and indicates that the Project incorporates all applicable mitigation measures and SCAs from the LMSAP EIR. Attachment D also determines that the Project will cause no new specific effects not analyzed in the LMSAP EIR; determines that there is no substantial new information showing that the adverse environmental effects of the Project are more significant than described in the LMSAP EIR, determines that the Project will not cause new specific effects or more significant effects, and documents how uniformly applicable development policies or standards (including, without

limitation, the SCAs) will mitigate environmental effects of the Project. Based upon the CEQA Analysis and other substantial evidence in the record, the City finds and determines that no further environmental analysis of the effects of the Project is required.

C. CEQA Analysis Constitutes an Addendum; Public Resources Code Section 21166 (CEQA Guidelines §15164): The City finds and determines that the CEQA Analysis constitutes an Addendum to the LMSAP EIR and that no additional environmental analysis of the Project beyond that contained in the LMSAP EIR is necessary. The City further finds that no substantial changes are proposed in the Project that would require major revisions to the LMSAP EIR because of new significant environmental effects or a substantial increase in the severity of previously identified significant effects; no substantial changes occur with respect to the circumstances under which the Project will be undertaken which will require major revisions of the LMSAP EIR due to the involvement of new significant environmental effects or a substantial increase in the severity of previously identified significant effects; and there is no new information of substantial importance not known and which could not have been known with the exercise of reasonable diligence as of the time of certification of the LMSAP EIR showing that the Project will have one or more significant effects not discussed in the LMSAP EIR; significant effects previously examined will be substantially more severe than shown in the LMSAP EIR, mitigation measures or alternatives previously found not to be feasible would in fact be feasible and would substantially reduce one or more significant effects of the Project; or mitigation measures or alternatives which are considerably different from those analyzed in the LMSAP EIR would substantially reduce one or more significant effects on the environment.

Based on these findings and determinations, the City further finds that no Subsequent or Supplemental EIR or additional environmental analysis shall be required because of the Project. The City has considered the CEQA Analysis along with the LMSAP EIR prior to making its decision on the Project and a discussion is set out in the CEQA Analysis explaining the City's decision not to prepare a Subsequent or Supplemental EIR pursuant to Guidelines sections 15162 and/or 15163.

IV. Severability: The City finds that all three CEQA provisions discussed and determined to be applicable in Section III above are separately and independently applicable to the consideration of the Project and should any of the three be determined not to be so applicable, such determinations shall have no effect on the validity of these findings and the approval of the Project on any of the other grounds.

V. Incorporation by Reference of Statement of Overriding Considerations: The LMSAP EIR identified three areas of environmental effects of the LMSAP that presented significant and unavoidable impacts. Because the Project may contribute to some significant and unavoidable impacts identified in the LMSAP EIR, but a Subsequent and/or Supplemental EIR is not required in accordance with CEQA Guidelines sections 15162, 15163, 15164, 15183 and 15183.3, a Statement of Overriding Considerations is not legally required. Nevertheless, in the interest of being conservative, the Statement of Overriding Consideration for the LMSAP EIR, approved as Section XII of the CEQA Findings adopted by the City Council on November18, 2104, via Resolution No. 85276 C.M.S., is hereby incorporated by reference as if fully set forth herein.

ATTACHMENT B

# CONDITIONS OF APPROVAL

## STANDARD ADMINISTRATIVE CONDITIONS:

1. **Approved Use**

The project shall be constructed and operated in accordance with the authorized use as described in the approved application materials, **staff report** and the approved plans **dated April 6, 2016**, as amended by the following conditions of approval and mitigation measures, if applicable ("Conditions of Approval" or "Conditions").

2. **Effective Date, Expiration, Extensions and Extinguishment**

This Approval shall become effective immediately, unless the Approval is appealable, in which case the Approval shall become effective in ten calendar days unless an appeal is filed. Unless a different termination date is prescribed, this Approval shall expire **two years** from the Approval date, or from the date of the final decision in the event of an appeal, unless within such period all necessary permits for construction or alteration have been issued, or the authorized activities have commenced in the case of a permit not involving construction or alteration. Upon written request and payment of appropriate fees submitted no later than the expiration date of this Approval, the Director of City Planning or designee may grant a one-year extension of this date, with additional extensions subject to approval by the approving body. Expiration of any necessary building permit or other construction-related permit for this project may invalidate this Approval if said Approval has also expired. If litigation is filed challenging this Approval, or its implementation, then the time period stated above for obtaining necessary permits for construction or alteration and/or commencement of authorized activities is automatically extended for the duration of the litigation.

3. **Compliance with Other Requirements**

The project applicant shall comply with all other applicable federal, state, regional, and local laws/codes, requirements, regulations, and guidelines, including but not limited to those imposed by the City's Bureau of Building, Fire Marshal, and Public Works Department. Compliance with other applicable requirements may require changes to the approved use and/or plans. These changes shall be processed in accordance with the procedures contained in Condition #4.

4. **Minor and Major Changes**

a. Minor changes to the approved project, plans, Conditions, facilities, or use may be approved administratively by the Director of City Planning.

b. Major changes to the approved project, plans, Conditions, facilities, or use shall be reviewed by the Director of City Planning to determine whether such changes require submittal and approval of a revision to the Approval by the original approving body or a new independent permit/approval. Major revisions shall be reviewed in accordance

with the procedures required for the original permit/approval. A new independent permit/approval shall be reviewed in accordance with the procedures required for the new permit/approval.

**5. Compliance with Conditions of Approval**

a. The project applicant and property owner, including successors, (collectively referred to hereafter as the "project applicant" or "applicant") shall be responsible for compliance with all the Conditions of Approval and any recommendations contained in any submitted and approved technical report at his/her sole cost and expense, subject to review and approval by the City of Oakland.

b. The City of Oakland reserves the right at any time during construction to require certification by a licensed professional at the project applicant's expense that the as-built project conforms to all applicable requirements, including but not limited to, approved maximum heights and minimum setbacks. Failure to construct the project in accordance with the Approval may result in remedial reconstruction, permit revocation, permit modification, stop work, permit suspension, or other corrective action.

c. Violation of any term, Condition, or project description relating to the Approval is unlawful, prohibited, and a violation of the Oakland Municipal Code. The City of Oakland reserves the right to initiate civil and/or criminal enforcement and/or abatement proceedings, or after notice and public hearing, to revoke the Approval or alter these Conditions if it is found that there is violation of any of the Conditions or the provisions of the Planning Code or Municipal Code, or the project operates as or causes a public nuisance. This provision is not intended to, nor does it, limit in any manner whatsoever the ability of the City to take appropriate enforcement actions. The project applicant shall be responsible for paying fees in accordance with the City's Master Fee Schedule for inspections conducted by the City or a City-designated third-party to investigate alleged violations of the Approval or Conditions.

**6. Signed Copy of the Approval/Conditions**

A copy of the Approval letter and Conditions shall be signed by the project applicant, attached to each set of permit plans submitted to the appropriate City agency for the project, and made available for review at the project job site at all times.

**7. Blight/Nuisances**

The project site shall be kept in a blight/nuisance-free condition. Any existing blight or nuisance shall be abated within 60 days of approval, unless an earlier date is specified elsewhere.

**8. Indemnification**

a. To the maximum extent permitted by law, the project applicant shall defend (with counsel acceptable to the City), indemnify, and hold harmless the City of Oakland, the Oakland City Council, the Oakland Redevelopment Successor Agency, the Oakland City Planning Commission, and their respective agents, officers, employees, and volunteers (hereafter collectively called "City") from any liability, damages, claim,

judgment, loss (direct or indirect), action, causes of action, or proceeding (including legal costs, attorneys' fees, expert witness or consultant fees, City Attorney or staff time, expenses or costs) (collectively called "Action") against the City to attack, set aside, void or annul this Approval or implementation of this Approval. The City may elect, in its sole discretion, to participate in the defense of said Action and the project applicant shall reimburse the City for its reasonable legal costs and attorneys' fees.

b. Within ten (10) calendar days of the serving of any Action as specified in subsection (a) above on the City, the project applicant shall execute a Joint Defense Letter of Agreement with the City, acceptable to the Office of the City Attorney, which memorializes the above obligations. These obligations and the Joint Defense Letter of Agreement shall survive termination, extinguishment, or invalidation of the Approval. Failure to timely execute the Letter of Agreement does not relieve the project applicant of any of the obligations contained in this Condition or other requirements or Conditions of Approval that may be imposed by the City.

**9. Severability**

The Approval would not have been granted but for the applicability and validity of each and every one of the specified Conditions, and if one or more of such Conditions is found to be invalid by a court of competent jurisdiction this Approval would not have been granted without requiring other valid Conditions consistent with achieving the same purpose and intent of such Approval.

**10. Special Inspector/Inspections, Independent Technical Review, Project Coordination and Monitoring**

The project applicant may be required to cover the full costs of independent third-party technical review and City monitoring and inspection, including without limitation, special inspector(s)/inspection(s) during times of extensive or specialized plan-check review or construction, and inspections of potential violations of the Conditions of Approval. The project applicant shall establish a deposit with the Bureau of Building, if directed by the Building Official, Director of City Planning, or designee, prior to the issuance of a construction-related permit and on an ongoing as-needed basis.

**11. Public Improvements**

The project applicant shall obtain all necessary permits/approvals, such as encroachment permits, obstruction permits, curb/gutter/sidewalk permits, and public improvement ("p-job") permits from the City for work in the public right-of-way, including but not limited to, streets, curbs, gutters, sidewalks, utilities, and fire hydrants. Prior to any work in the public right-of-way, the applicant shall submit plans for review and approval by the Bureau of Planning, the Bureau of Building, and other City departments as required. Public improvements shall be designed and installed to the satisfaction of the City.

**12. Compliance Matrix**

The project applicant shall submit a Compliance Matrix, in both written and electronic form, for review and approval by the Bureau of Planning and the Bureau of Building that lists each Condition of Approval (including each mitigation measure if applicable) in a

sortable spreadsheet. The Compliance Matrix shall contain, at a minimum, each required Condition of Approval, when compliance with the Condition is required, and the status of compliance with each Condition. For multi-phased projects, the Compliance Matrix shall indicate which Condition applies to each phase. The project applicant shall submit the initial Compliance Matrix prior to the issuance of the first construction-related permit and shall submit an updated matrix upon request by the City.

**13. Construction Management Plan**

Prior to the issuance of the first construction-related permit, the project applicant and his/her general contractor shall submit a Construction Management Plan (CMP) for review and approval by the Bureau of Planning, Bureau of Building, and other relevant City departments such as the Fire Department and the Public Works Department as directed. The CMP shall contain measures to minimize potential construction impacts including measures to comply with all construction-related Conditions of Approval (and mitigation measures if applicable) such as dust control, construction emissions, hazardous materials, construction days/hours, construction traffic control, waste reduction and recycling, stormwater pollution prevention, noise control, complaint management, and cultural resource management (see applicable Conditions below). The CMP shall provide project-specific information including descriptive procedures, approval documentation, and drawings (such as a site logistics plan, fire safety plan, construction phasing plan, proposed truck routes, traffic control plan, complaint management plan, construction worker parking plan, and litter/debris clean-up plan) that specify how potential construction impacts will be minimized and how each construction-related requirement will be satisfied throughout construction of the project.

**14. Standard Conditions of Approval / Mitigation Monitoring and Reporting Program (SCAMMRP)**

a. All mitigation measures identified in the 27th & Broadway CEQA Analysis Document are included in the Standard Condition of Approval / Mitigation Monitoring and Reporting Program (SCAMMRP) which is included in these Conditions of Approval and are incorporated herein by reference, as Attachment C, as Conditions of Approval of the project. The Standard Conditions of Approval identified in the 27th & Broadway CEQA Analysis Document are also included in the SCAMMRP, and are, therefore, incorporated into these Conditions by reference but are not repeated in these Conditions. To the extent that there is any inconsistency between the SCAMMRP and these Conditions, the more restrictive Conditions shall govern. In the event a Standard Condition of Approval or mitigation measure recommended in the 27th & Broadway CEQA Analysis Document has been inadvertently omitted from the SCAMMRP, that Standard Condition of Approval or mitigation measure is adopted and incorporated from the 27th & Broadway CEQA Analysis Document into the SCAMMRP by reference, and adopted as a Condition of Approval. The project applicant and property owner shall be responsible for compliance with the requirements of any submitted and approved technical reports, all applicable mitigation measures adopted, and with all Conditions of Approval set forth herein at his/her sole cost and expense, unless otherwise expressly provided in a specific mitigation measure or Condition of Approval, and subject to the review and approval by the City of Oakland. The

SCAMMRP identifies the timeframe and responsible party for implementation and monitoring for each Standard Condition of Approval and mitigation measure. Monitoring of compliance with the Standard Conditions of Approval and mitigation measures will be the responsibility of the Bureau of Planning and the Bureau of Building, with overall authority concerning compliance residing with the Environmental Review Officer. Adoption of the SCAMMRP will constitute fulfillment of the CEQA monitoring and/or reporting requirement set forth in section 21081.6 of CEQA.

b. Prior to the issuance of the first construction-related permit, the project applicant shall pay the applicable mitigation and monitoring fee to the City in accordance with the City's Master Fee Schedule.

## PROJECT SPECIFIC CONDITIONS:

### 15. Exterior Finishes

Requirement: The final building permit plan set shall contain detailed information on all proposed exterior finishes. If requested by the Bureau of Planning sample materials shall be submitted and are subject to final approval by the Zoning Manager. This includes but is not limited to the texture and colors of the proposed GFRC paneling and colored spandrel glass.

When Required: Prior to issuance of a Building Permit

Initial Approval: Bureau of Planning

Monitoring/Inspection: Bureau of Planning

### 16. Public Art for Private Development Condition of Approval

Requirement: The project is subject to the City's Public Art Requirements for Private Development, adopted by Ordinance No. 13275 C.M.S. ("Ordinance"). The public art contribution requirements are equivalent to one-half percent (0.5%) for the "residential" building development costs, and one percent (1.0%) for the "non-residential" building development costs. The contribution requirement can be met through the commission or acquisition and installation of publicly accessible art fund, or satisfaction of alternative compliance methods described in the Ordinance. The applicant shall provide proof of full payment of the in-lieu contribution, or provide proof of installation of artwork on the development site prior to the City's issuance of a final certificate of occupancy for each phase unless a separate, legal binding instrument is executed ensuring compliance within a timely manner subject to City approval. On-site art installation shall be designed by independent artists, or artists working in conjunction with arts or community organizations that are verified by the City to either hold a valid Oakland business license and/or be an Oakland-based 501(c) (3) tax designated organization in good standing.

When Required: Prior to issuance of Final Certificate of Occupancy and Ongoing

Initial Approval: Bureau of Planning

**17. Covenants, Conditions and Restrictions & Homeowner's Association**

Requirement: When the condominium units created are offered for sale, the Covenants, Conditions and Restrictions (CC&Rs) for the approved units shall be submitted to the Planning and Zoning Division for review. The CC&Rs shall provide for the establishment of a non-profit homeowners association to maintenance and operation of all common landscaping, driveways, and other facilities, in accordance with approved plans. Membership in the association shall be made a condition of ownership. The developer shall be a member of such association until all units are sold.

When Required: If the condominium units are offered for immediate sale, within one year after issuance of the first certificate of occupancy. If not, prior to the first sale of a condominium unit.

**18. Management of Loading Berths**

Requirement: The applicant shall submit a loading berth management plan for City review and approval, including requiring residents to reserve the residential loading berth prior to moving in or out of the building.

When Required: Prior to issuance of a building permit

Initial Approval: Bureau of Planning

**19. Miscellaneous Transportation Improvement Measures**

Requirement: Ensure that the project has adequate sight distance between motorists who are exiting the driveway and pedestrians on adjacent sidewalks. This may require redesigning and/or widening the driveway. If adequate sight distance cannot be provided, provide audio/visual warning devices at the driveway.

When Required: Prior to issuance of a building permit

Initial Approval: Bureau of Planning

**20. Rookery - Condition Of Approval**

1. Prior to tree removal:
    a. Field Survey: The applicant shall submit the results of a field survey conducted by a qualified biologist to determine if the heron rookery shall be deemed active. An historical heron rookery must be assumed to be active unless a qualified biologist visits the rookery three times between March and July, with at least one month between visits, and does not observe any herons engaging in nesting behavior (e.g., territorial displays, courtship, nest building, food deliveries to the nest) at any time. If the rookery is deemed inactive, no further steps are necessary. If the rookery is deemed active, the applicant shall proceed with steps 1(b) through 1 (f).
    b. Technical Memorandum: The applicant shall submit a Technical Memorandum drafted by a qualified biologist that characterizes the rookery by documenting individual tree size (i.e., diameter at breast height, vertical height); canopy width,

height and depth (sq ft); distance between tree trunks or canopies, as appropriate; number of nests per tree canopy (sq ft), and overall characteristics of the existing rookery site (such as size, number of trees in rookery, noise level, substrate below trees, adjacent habitat/ building types, observations of predators or prey, etc.). Ideally, the survey is conducted during the breeding season, but it can be conducted during the non-breeding season.

c. Identification of Replacement Site: The applicant, in coordination with the City of Oakland and a qualified biologist, shall identify a replacement rookery site located as near as possible to the existing rookery (e.g., Lake Merritt, Oakland shoreline, estuary, parks). The applicant must demonstrate how the replacement rookery site meets the following requirements:
    i. Support an equal or greater number of nests as the existing rookery
    ii. Be composed of trees/ shrubs that are the same or similar (in foliage cover, canopy density, and branching structure) to those which are documented to have supported a successful rookery for Black Crowned Night Herons (BCNH) and Snowy Egrets (SNEG); or be a site in which such trees/ shrubs (immature or mature) can be planted in order to develop a rookery within the time frame required by the SCA (see item 1(f) below).
    iii. Be within 3 miles of foraging habitat
    iv. Be in an area of equal or less human disturbance than the existing rookery
    v. Not conflict with other uses in that area (e.g., presence of dogs or other domestic animals, human activity that could either cause heron nest abandonment, scheduled redevelopment projects, or nuisance problems associated with heron activity affecting humans).

d. Implementation Plan: The applicant, in coordination with the City of Oakland and a qualified biologist, shall submit an Implementation Plan describing any enhancements to the replacement rookery site, including construction plans, landscaping plans or plant lists; detailed methods for using social attractants to attract herons to the site (e.g., number of decoy birds and nests, duration of playback recordings, etc.); and a timeline for implementation.

e. Monitoring Program: The applicant, in coordination with a qualified Biologist, shall submit a Monitoring Program for monitoring birds and vegetation in the replacement rookery. The Program shall include a monitoring protocol; performance criteria; and strategies for adaptive management should performance criteria not be met. Colonial nesting birds are known to take several years to reach the point of self-recruitment to a new rookery site (i.e. when social attractants are no longer needed to attract additional birds to the site), so a monitoring period of at least three heron breeding seasons is recommended. The Monitoring Program can include a provision that monitoring may be suspended if performance criteria are met within the first or second breeding season.

f. Implementation: The applicant, in coordination with the City of Oakland, and/or other entities, shall complete installation of any enhancements, including

vegetation is required for rookery enhancement, it must be fully performing by the third year of monitoring.

II. Tree removal:

a. If the rookery is deemed active, tree removal can only occur during the non-nesting season, defined as October 1 through January 31.

III. Following tree removal:

a. Following tree removal and prior to the beginning of nesting season (February 1), social attractants will be activated to lure herons to the replacement rookery site.

b. The Monitoring Plan will be implemented during the first nesting season following tree removal and will be implemented for at least three breeding seasons, unless otherwise stated in the approved Monitoring Plan.

~~ATTACHMENT A~~

# Standard Conditions of Approval and Mitigation Monitoring and Reporting Program

This Standard Conditions of Approval and Mitigation Monitoring and Reporting Program (SCAMMRP) is based on the CEQA Analysis prepared for the 226 13th Street Project.

This SCAMMRP is in compliance with Section 15097 of the State CEQA Guidelines, which requires that the Lead Agency "adopt a program for monitoring or reporting on the revisions which it has required in the project and the measures it has imposed to mitigate or avoid significant environmental effects." The SCAMMRP lists mitigation measures recommended in the 2014 LMSAP EIR that apply to the proposed project. The SCAMMRP also lists other SCAs that apply to the proposed project, most of which were identified in the LMSAP EIR and some of which have been subsequently updated or otherwise modified by the City. Specifically, on July 22, 2015, the City of Oakland released a revised set of all City of Oakland SCAs, which largely still include SCAs adopted by the City in 2008, along with supplemental, modified, and new SCAs. The SCAs are measures that would minimize potential adverse effects that could result from implementation of the proposed project, to ensure the conditions are implemented and monitored. The revised set of the City of Oakland SCAs includes new, modified, and reorganized SCAs; however, none of the revisions diminish or negate the ability of the SCAs considered "environmental protection measures" to minimize potential adverse environmental effects. As such, the SCAs identified in the SCAMMRP reflect the current SCAs only. Although the SCA numbers listed below may not correspond to the SCA numbers in the 2014 LMSAP EIR, all of the environmental topics and potential effects addressed by the SCAs in the LMSAP EIR are included in this SCAMMRP (as applicable to the 226 13th Street Project). This SCAMMRP also identifies the mitigation monitoring requirements for each mitigation measure and SCA.

This CEQA Analysis is also based on the analysis in the following Program EIRs that apply to the 226 13th Street Project: Oakland's 1998 General Plan Land Use and Transportation Element (LUTE) EIR (1998 LUTE EIR), the 2010 General Plan Housing Element Update EIR and 2014 Addendum, and the 2011 Central District Urban Renewal Plan Amendments EIR (or Redevelopment Plan Amendments EIR). None of the mitigation measures or SCAs from these Program EIRs are included in this SCAMMRP because they, or an updated or equally effective mitigation measure or SCA, is identified in the 2014 LMSAP EIR, its addenda, or in this CEQA Analysis for the 226 13th Street Project.

To the extent that there is any inconsistency between any mitigation measures and/or SCAs, the more restrictive conditions shall govern; to the extent any mitigation measure and/or SCA identified in the CEQA Analysis were inadvertently omitted, they are automatically incorporated herein by reference.

- The first column of the SCAMMRP table identifies the mitigation measure or SCA applicable to that topic in the CEQA Analysis. While a mitigation measure or SCA can apply to more than one topic, it is listed in its entirety only under its primary topic (as indicated in the mitigation or SCA designator). The SCAs are numbered to specifically apply to the 226 13th Street Project and this CEQA Analysis;

however, the SCAs as presented in the City's *Standard Conditions of Approval and Uniformly Applied Development Standards* document[31] are included in parenthesis for cross-reference purposes.

- The second column identifies the monitoring schedule or timing applicable to the proposed project.
- The third column names the party responsible for monitoring the required action for the proposed project.

The project applicant is responsible for compliance with any recommendations identified in City-approved technical reports all applicable mitigation measures adopted, and with all SCAs set forth herein at its sole cost and expense, unless otherwise expressly provided in a specific mitigation measure or condition of approval, and subject to the review and approval of the City of Oakland. Overall monitoring and compliance with the mitigation measures will be the responsibility of the Bureau of Planning, Zoning Inspections Division. Prior to the issuance of a demolition, grading, and/or construction permit, the project applicant shall pay the applicable mitigation and monitoring fee to the City in accordance with the City's Master Fee Schedule.

[31] Dated July 22, 2015, as amended.

| Standard Conditions of Approval/Mitigation Measures | Mitigation Implementation/Monitoring | |
|---|---|---|
| | Schedule | Responsibility |
| **General** | | |
| **SCA GEN-1 (Standard Condition Approval 15)** *Regulatory Permits and Authorizations from Other Agencies*<br>The project applicant shall obtain all necessary regulatory permits and authorizations from applicable resource/regulatory agencies including, but not limited to, the Regional Water Quality Control Board, Bay Area Air Quality Management District, Bay Conservation and Development Commission, California Department of Fish and Wildlife, U.S. Fish and Wildlife Service, and Army Corps of Engineers and shall comply with all requirements and conditions of the permits/authorizations. The project applicant shall submit evidence of the approved permits/authorizations to the City, along with evidence demonstrating compliance with any regulatory permit/authorization conditions of approval. | Prior to activity requiring permit/authorization from regulatory agency. | City of Oakland Bureau of Planning and Building |
| **Aesthetics, Shadow, and Wind** | | |
| **SCA AES-1 (Standard Condition of Approval 16)** *Graffiti Control*<br>a. During construction and operation of the project, the project applicant shall incorporate best management practices reasonably related to the control of graffiti and/or the mitigation of the impacts of graffiti. Such best management practices may include, without limitation:<br>i. Installation and maintenance of landscaping to discourage defacement of and/or protect likely graffiti-attracting surfaces.<br>ii. Installation and maintenance of lighting to protect likely graffiti-attracting surfaces.<br>iii. Use of paint with anti-graffiti coating.<br>iv. Incorporation of architectural or design elements or features to discourage graffiti defacement in accordance with the principles of Crime Prevention Through Environmental Design (CPTED).<br>b. The project applicant shall remove graffiti by appropriate means within seventy-two (72) hours. Appropriate means include the following:<br>i. Removal through scrubbing, washing, sanding, and/or scraping (or similar method) without damaging the surface and without discharging wash water or cleaning detergents into the City storm drain system.<br>ii. Covering with new paint to match the color of the surrounding surface.<br>iii. Replacing with new surfacing (with City permits if required). | Ongoing. | City of Oakland Bureau of Building Services Division, Zoning Inspections |
| **SCA AES-2 (Standard Condition of Approval 17)** *Landscape Plan*<br>a) Landscape Plan Required<br>The project applicant shall submit a final Landscape Plan for City review and approval that is consistent with the approved Landscape Plan. The Landscape Plan shall be included with the set of drawings submitted for the construction-related permit and shall comply with the landscape requirements of chapter 17.124 of the Planning Code.<br>b) Landscape Installation<br>The project applicant shall implement the approved Landscape Plan unless a bond, cash deposit, letter of credit, or other equivalent instrument acceptable to the Director of City Planning, is provided. The financial | a. Prior to approval of construction-related permit.<br>b. Prior to building permit final.<br>c. Ongoing | a. City of Oakland Bureau of Planning and Building<br>b. City of Oakland Bureau of Building Services Division, Zoning Inspections<br>c. City of Oakland Bureau of Building |

| Standard Conditions of Approval/Mitigation Measures | Mitigation Implementation/Monitoring | |
|---|---|---|
| | Schedule | Responsibility |
| instrument shall equal the greater of $2,500 or the estimated cost of implementing the Landscape Plan based on a licensed contractor's bid.<br>c) Landscape Maintenance<br>All required planting shall be permanently maintained in good growing condition and, whenever necessary, replaced with new plant materials to ensure continued compliance with applicable landscaping requirements. The property owner shall be responsible for maintaining planting in adjacent public rights-of-way. All required fences, walls, and irrigation systems shall be permanently maintained in good condition and, whenever necessary, repaired or replaced. | | Services Division, Zoning Inspections |
| **SCA AES-3 (Standard Condition of Approval 18):** *Lighting*<br>Proposed new exterior lighting fixtures shall be adequately shielded to a point below the light bulb and reflector and that prevent unnecessary glare onto adjacent properties. | Prior to building permit final. | City of Oakland Bureau of Building Services Division, Zoning Inspections |
| Also **SCA UTIL-2, Underground Utilities.** See *Utilities and Service Systems*, below. | | |
| **Air Quality** | | |
| **SCA AIR-1 (Standard Condition of Approval 19)** *Construction-Related Air Pollution Controls (Dust and Equipment Emissions)*<br>The project applicant shall implement all of the following applicable air pollution control measures during construction of the project:<br>a. Water all exposed surfaces of active construction areas at least twice daily (using reclaimed water if possible). Watering should be sufficient to prevent airborne dust from leaving the site. Increased watering frequency may be necessary whenever wind speeds exceed 15 miles per hour. Reclaimed water should be used whenever possible.<br>b. Cover all trucks hauling soil, sand, and other loose materials or require all trucks to maintain at least two feet of freeboard (i.e., the minimum required space between the top of the load and the top of the trailer).<br>c. All visible mud or dirt track-out onto adjacent public roads shall be removed using wet power vacuum street sweepers at least once per day. The use of dry power sweeping is prohibited.<br>d. Pave all roadways, driveways, sidewalks, etc., as soon as feasible. In addition, building pads should be laid as soon as possible after grading unless seeding or soil binders are used.<br>e. Enclose, cover, water twice daily or apply (non-toxic) soil stabilizers to exposed stockpiles (dirt, sand, etc.).<br>f. Limit vehicle speeds on unpaved roads to 15 miles per hour.<br>g. Idling times on all diesel-fueled commercial vehicles over 10,000 lbs. shall be minimized either by shutting equipment off when not in use or reducing the maximum idling time to five minutes (as required by the California airborne toxics control measure Title 13, Section 2485, of the California Code of Regulations). Clear signage to this effect shall be provided for construction workers at all access points.<br>h. Idling times on all diesel-fueled off-road vehicles over 25 horsepower shall be minimized either by shutting equipment off when not in use or reducing the maximum idling time to five minutes and fleet operators must develop a written policy as required by Title 23, Section 2449, of the California Code of Regulations ("California Air Resources Board Off-Road Diesel Regulations"). | During construction. | City of Oakland Bureau of Planning and Building |

| Standard Conditions of Approval/Mitigation Measures | Mitigation Implementation/Monitoring | |
|---|---|---|
| | Schedule | Responsibility |
| i. All construction equipment shall be maintained and properly tuned in accordance with the manufacturer's specifications. All equipment shall be checked by a certified mechanic and determined to be running in proper condition prior to operation. | | |
| j. Portable equipment shall be powered by electricity if available. If electricity is not available, propane or natural gas shall be used if feasible. Diesel engines shall only be used if electricity is not available and it is not feasible to use propane or natural gas. | | |
| k. All exposed surfaces shall be watered at a frequency adequate to maintain minimum soil moisture of 12 percent. Moisture content can be verified by lab samples or moisture probe. | | |
| l. All excavation, grading, and demolition activities shall be suspended when average wind speeds exceed 20 mph. | | |
| m. Install sandbags or other erosion control measures to prevent silt runoff to public roadways. | | |
| n. Hydroseed or apply (non-toxic) soil stabilizers to inactive construction areas (previously graded areas inactive for one month or more). | | |
| o. Designate a person or persons to monitor the dust control program and to order increased watering, as necessary, to prevent transport of dust offsite. Their duties shall include holidays and weekend periods when work may not be in progress. | | |
| p. Install appropriate wind breaks (e.g., trees, fences) on the windward side(s) of actively disturbed areas of the construction site to minimize wind blown dust. Wind breaks must have a maximum 50 percent air porosity. | | |
| q. Vegetative ground cover (e.g., fast-germinating native grass seed) shall be planted in disturbed areas as soon as possible and watered appropriately until vegetation is established. | | |
| r. Activities such as excavation, grading, and other ground-disturbing construction activities shall be phased to minimize the amount of disturbed surface area at any one time. | | |
| s. All trucks and equipment, including tires, shall be washed off prior to leaving the site. | | |
| t. Site accesses to a distance of 100 feet from the paved road shall be treated with a 6 to 12 inch compacted layer of wood chips, mulch, or gravel. | | |
| u. All equipment to be used on the construction site and subject to the requirements of Title 13, Section 2449, of the California Code of Regulations ("California Air Resources Board Off-Road Diesel Regulations") must meet emissions and performance requirements one year in advance of any fleet deadlines. Upon request by the City, the project applicant shall provide written documentation that fleet requirements have been met. | | |
| v. Use low VOC (i.e., ROG) coatings beyond the local requirements (i.e., BAAQMD Regulation 8, Rule 3: Architectural Coatings). | | |
| w. All construction equipment, diesel trucks, and generators shall be equipped with Best Available Control Technology for emission reductions of NOx and PM. | | |
| x. Off-road heavy diesel engines shall meet the California Air Resources Board's most recent certification standard. | | |
| y. Post a publicly-visible large on-site sign that includes the contact name and phone number for the project complaint manager responsible for responding to dust complaints and the telephone numbers of the City's Code Enforcement unit and the Bay Area Air Quality Management District. When contacted, the project complaint manager shall respond and take corrective action within 48 hours. | | |

| Standard Conditions of Approval/Mitigation Measures | Mitigation Implementation/Monitoring | |
|---|---|---|
| | Schedule | Responsibility |
| **SCA AIR-2 (Standard Condition of Approval 20)** *Exposure to Air Pollution (Toxic Air Contaminants)*<br>*a. Health Risk Reduction Measures*<br>Requirement: The project applicant shall incorporate appropriate measures into the project design in order to reduce the potential health risk due to exposure to toxic air contaminants. The project applicant shall choose one of the following methods:<br>i. The project applicant shall retain a qualified air quality consultant to prepare a Health Risk Assessment (HRA) in accordance with California Air Resources Board (CARB) and Office of Environmental Health and Hazard Assessment requirements to determine the health risk of exposure of project residents/occupants/users to air pollutants. The HRA shall be submitted to the City for review and approval. If the HRA concludes that the health risk is at or below acceptable levels, then health risk reduction measures are not required. If the HRA concludes that the health risk exceeds acceptable levels, health risk reduction measures shall be identified to reduce the health risk to acceptable levels. Identified risk reduction measures shall be submitted to the City for review and approval and be included on the project drawings submitted for the construction-related permit or on other documentation submitted to the City.<br>- or -<br>ii. The project applicant shall incorporate the following health risk reduction measures into the project. These features shall be submitted to the City for review and approval and be included on the project drawings submitted for the construction-related permit or on other documentation submitted to the City:<br>• Installation of air filtration to reduce cancer risks and Particulate Matter (PM) exposure for residents and other sensitive populations in the project that are in close proximity to sources of air pollution. Air filter devices shall be rated MERV-13 or higher. As part of implementing this measure, an ongoing maintenance plan for the building's HVAC air filtration system shall be required.<br>• Where appropriate, install passive electrostatic filtering systems, especially those with low air velocities (i.e., 1 mph).<br>• Phasing of residential developments when proposed within 500 feet of freeways such that homes nearest the freeway are built last, if feasible.<br>• The project shall be designed to locate sensitive receptors as far away as feasible from the source(s) of air pollution. Operable windows, balconies, and building air intakes shall be located as far away from these sources as feasible. If near a distribution center, residents shall be located as far away as feasible from a loading dock or where trucks concentrate to deliver goods.<br>• Sensitive receptors shall be located on the upper floors of buildings, if feasible.<br>• Planting trees and/or vegetation between sensitive receptors and pollution source, if feasible. Trees that are best suited to trapping PM shall be planted, including one or more of the following: Pine (Pinus nigra var. maritima), Cypress (X Cupressocyparis leylandii), Hybrid popular (Populus deltoids X trichocarpa), and Redwood (Sequoia sempervirens).<br>• Sensitive receptors shall be located as far away from truck activity areas, such as loading docks and delivery areas, as feasible.<br>• Existing and new diesel generators shall meet CARB's Tier 4 emission standards, if feasible. | a. Prior to approval of construction-related permit<br>b. Ongoing | City of Oakland Bureau of Planning and Building |

| Standard Conditions of Approval/Mitigation Measures | Mitigation Implementation/Monitoring | |
|---|---|---|
| | Schedule | Responsibility |
| • Emissions from diesel trucks shall be reduced through implementing the following measures, if feasible:<br>o Installing electrical hook-ups for diesel trucks at loading docks.<br>o Requiring trucks to use Transportation Refrigeration Units (TRU) that meet Tier 4 emission standards.<br>o Requiring truck-intensive projects to use advanced exhaust technology (e.g., hybrid) or alternative fuels.<br>o Prohibiting trucks from idling for more than two minutes.<br>o Establishing truck routes to avoid sensitive receptors in the project. A truck route program, along with truck calming, parking, and delivery restrictions, shall be implemented.<br>*b. Maintenance of Health Risk Reduction Measures*<br>Requirement: The project applicant shall maintain, repair, and/or replace installed health risk reduction measures, including but not limited to the HVAC system (if applicable), on an ongoing and as-needed basis. Prior to occupancy, the project applicant shall prepare and then distribute to the building manager/operator an operation and maintenance manual for the HVAC system and filter including the maintenance and replacement schedule for the filter. | | |
| **SCA AIR-3 (Standard Condition of Approval 21)** *Stationary Sources of Air Pollution (Toxic Air Contaminants)*<br>Requirement: The project applicant shall incorporate appropriate measures into the project design in order to reduce the potential health risk due to on-site stationary sources of toxic air contaminants. The project applicant shall choose one of the following methods:<br>*a.* The project applicant shall retain a qualified air quality consultant to prepare a Health Risk Assessment (HRA) in accordance with California Air Resources Board (CARB) and Office of Environmental Health and Hazard Assessment requirements to determine the health risk associated with proposed stationary sources of pollution in the project. The HRA shall be submitted to the City for review and approval. If the HRA concludes that the health risk is at or below acceptable levels, then health risk reduction measures are not required. If the HRA concludes the health risk exceeds acceptable levels, health risk reduction measures shall be identified to reduce the health risk to acceptable levels. Identified risk reduction measures shall be submitted to the City for review and approval and be included on the project drawings submitted for the construction-related permit or on other documentation submitted to the City.<br>**- or -**<br>*b.* The project applicant shall incorporate the following health risk reduction measures into the project. These features shall be submitted to the City for review and approval and be included on the project drawings submitted for the construction-related permit or on other documentation submitted to the City:<br>i. Installation of non-diesel fueled generators, if feasible, or;<br>ii. Installation of diesel generators with an EPA-certified Tier 4 engine or engines that are retrofitted with a CARB Level 3 Verified Diesel Emissions Control Strategy, if feasible. | a. Prior to approval of construction-related permit<br>b. Ongoing | City of Oakland Bureau of Planning and Building |

| Standard Conditions of Approval/Mitigation Measures | Mitigation Implementation/Monitoring | |
|---|---|---|
| | Schedule | Responsibility |
| **SCA AIR-4 (Standard Condition of Approval 22)** *Truck-Related Risk Reduction Measures (Toxic Air Contaminants)*<br>*a. Truck Loading Docks*<br>Requirement: The project applicant shall locate proposed truck loading docks as far from nearby sensitive receptors as feasible.<br>*b. Truck Fleet Emission Standards*<br>Requirement: The project applicant shall comply with all applicable California Air Resources Board (CARB) requirements to control emissions from diesel engines and demonstrate compliance to the satisfaction of the City. Methods to comply include, but are not limited to, new clean diesel trucks, lower-tier diesel engine trucks with added Particulate Matter (PM) filters, hybrid trucks, alternative energy trucks, or other methods that achieve the applicable CARB emission standard. Compliance with this requirement shall be verified through CARB's Verification Procedures for In-Use Strategies to Control Emissions from Diesel Engines. | a. Prior to approval of construction-related permit<br>b. Prior to building permit final; ongoing | City of Oakland Bureau of Planning and Building |
| Also **SCA TRANS-4, Transportation and Parking Demand Management.** See *Transportation and Circulation*, below. | | |
| **Biological Resources** | | |
| **SCA BIO-1 (Standard Condition of Approval 26):** *Tree Removal During Bird Breeding Season*<br>To the extent feasible, removal of any tree and/or other vegetation suitable for nesting of birds shall not occur during the bird breeding season of February 1 to August 15 (or during December 15 to August 15 for trees located in or near marsh, wetland, or aquatic habitats). If tree removal must occur during the bird breeding season, all trees to be removed shall be surveyed by a qualified biologist to verify the presence or absence of nesting raptors or other birds. Pre-removal surveys shall be conducted within 15 days prior to the start of work and shall be submitted to the City for review and approval. If the survey indicates the potential presence of nesting raptors or other birds, the biologist shall determine an appropriately sized buffer around the nest in which no work will be allowed until the young have successfully fledged. The size of the nest buffer will be determined by the biologist in consultation with the California Department of Fish and Wildlife, and will be based to a large extent on the nesting species and its sensitivity to disturbance. In general, buffer sizes of 200 feet for raptors and 50 feet for other birds should suffice to prevent disturbance to birds nesting in the urban environment, but these buffers may be increased or decreased, as appropriate, depending on the bird species and the level of disturbance anticipated near the nest. | Prior to removal of trees | Bureau of Building |
| **SCA BIO-2 (Standard Condition of Approval 27):** *Tree Permit*<br>*a. Tree Permit Required*<br>Pursuant to the City's Tree Protection Ordinance (OMC chapter 12.36), the project applicant shall obtain a tree permit and abide by the conditions of that permit.<br>*b. Tree Protection During Construction*<br>Adequate protection shall be provided during the construction period for any trees which are to remain standing, including the following, plus any recommendations of an arborist:<br>iii. Before the start of any clearing, excavation, construction, or other work on the site, every protected tree deemed to be potentially endangered by said site work shall be securely fenced off at a distance from the base of the tree to be determined by the project's consulting arborist. Such fences shall remain in place for duration of all such work. All trees to be removed shall be clearly marked. A scheme shall be established | a. Prior to approval of construction-related permit<br>b. During construction<br>c. Prior to building permit final | a. City of Oakland Public Works Department, Tree Division; Bureau of Building<br>b. City of Oakland Public Works Department, Tree Division; Bureau of Building<br>c. City of Oakland Public Works |

| Standard Conditions of Approval/Mitigation Measures | Mitigation Implementation/Monitoring | |
|---|---|---|
| | Schedule | Responsibility |
| for the removal and disposal of logs, brush, earth and other debris which will avoid injury to any protected tree. | | Department, Tree Division; Bureau of Building |
| iv. Where proposed development or other site work is to encroach upon the protected perimeter of any protected tree, special measures shall be incorporated to allow the roots to breathe and obtain water and nutrients. Any excavation, cutting, filing, or compaction of the existing ground surface within the protected perimeter shall be minimized. No change in existing ground level shall occur within a distance to be determined by the project's consulting arborist from the base of any protected tree at any time. No burning or use of equipment with an open flame shall occur near or within the protected perimeter of any protected tree. | | |
| v. No storage or dumping of oil, gas, chemicals, or other substances that may be harmful to trees shall occur within the distance to be determined by the project's consulting arborist from the base of any protected trees, or any other location on the site from which such substances might enter the protected perimeter. No heavy construction equipment or construction materials shall be operated or stored within a distance from the base of any protected trees to be determined by the project's consulting arborist. Wires, ropes, or other devices shall not be attached to any protected tree, except as needed for support of the tree. No sign, other than a tag showing the botanical classification, shall be attached to any protected tree. | | |
| vi. Periodically during construction, the leaves of protected trees shall be thoroughly sprayed with water to prevent buildup of dust and other pollution that would inhibit leaf transpiration. | | |
| vii. If any damage to a protected tree should occur during or as a result of work on the site, the project applicant shall immediately notify the Public Works Department and the project's consulting arborist shall make a recommendation to the City Tree Reviewer as to whether the damaged tree can be preserved. If, in the professional opinion of the Tree Reviewer, such tree cannot be preserved in a healthy state, the Tree Reviewer shall require replacement of any tree removed with another tree or trees on the same site deemed adequate by the Tree Reviewer to compensate for the loss of the tree that is removed. | | |
| viii. All debris created as a result of any tree removal work shall be removed by the project applicant from the property within two weeks of debris creation, and such debris shall be properly disposed of by the project applicant in accordance with all applicable laws, ordinances, and regulations. | | |
| c. ***Tree Replacement Plantings*** | | |
| Replacement plantings shall be required for tree removals for the purposes of erosion control, groundwater replenishment, visual screening, wildlife habitat, and preventing excessive loss of shade, in accordance with the following criteria: | | |
| i. No tree replacement shall be required for the removal of nonnative species, for the removal of trees which is required for the benefit of remaining trees, or where insufficient planting area exists for a mature tree of the species being considered. | | |
| ii. Replacement tree species shall consist of Sequoia sempervirens (Coast Redwood), Quercus agrifolia (Coast Live Oak), Arbutus menziesii (Madrone), Aesculus californica (California Buckeye), Umbellularia californica (California Bay Laurel), or other tree species acceptable to the Tree Division. | | |
| iii. Replacement trees shall be at least twenty-four (24) inch box size, unless a smaller size is recommended by the arborist, except that three fifteen (15) gallon size trees may be substituted for each twenty-four (24) inch box size tree where appropriate. | | |

| Standard Conditions of Approval/Mitigation Measures | Mitigation Implementation/Monitoring | |
|---|---|---|
| | Schedule | Responsibility |
| iv. Minimum planting areas must be available on site as follows:<br>v. For Sequoia sempervirens, three hundred fifteen (315) square feet per tree;<br>vi. For other species listed, seven hundred (700) square feet per tree.<br>vii. In the event that replacement trees are required but cannot be planted due to site constraints, an in lieu fee in accordance with the City's Master Fee Schedule may be substituted for required replacement plantings, with all such revenues applied toward tree planting in city parks, streets and medians.<br>viii. The project applicant shall install the plantings and maintain the plantings until established. The Tree Reviewer of the Tree Division of the Public Works Department may require a landscape plan showing the replacement plantings and the method of irrigation. Any replacement plantings which fail to become established within one year of planting shall be replanted at the project applicant's expense. | | |
| **Cultural Resources** | | |
| **SCA CUL-1 (Standard Condition of Approval 29):** *Archaeological and Paleontological Resources – Discovery During Construction*<br>Requirement: Pursuant to CEQA Guidelines section 15064.5(f), in the event that any historic or prehistoric subsurface cultural resources are discovered during ground disturbing activities, all work within 50 feet of the resources shall be halted and the project applicant shall notify the City and consult with a qualified archaeologist or paleontologist, as applicable, to assess the significance of the find. In the case of discovery of paleontological resources, the assessment shall be done in accordance with the Society of Vertebrate Paleontology standards. If any find is determined to be significant, appropriate avoidance measures recommended by the consultant and approved by the City must be followed unless avoidance is determined unnecessary or infeasible by the City. Feasibility of avoidance shall be determined with consideration of factors such as the nature of the find, project design, costs, and other considerations. If avoidance is unnecessary or infeasible, other appropriate measures (e.g., data recovery, excavation) shall be instituted. Work may proceed on other parts of the project site while measures for the cultural resources are implemented.<br>In the event of data recovery of archaeological resources, the project applicant shall submit an Archaeological Research Design and Treatment Plan (ARDTP) prepared by a qualified archaeologist for review and approval by the City. The ARDTP is required to identify how the proposed data recovery program would preserve the significant information the archaeological resource is expected to contain. The ARDTP shall identify the scientific/historic research questions applicable to the expected resource, the data classes the resource is expected to possess, and how the expected data classes would address the applicable research questions. The ARDTP shall include the analysis and specify the curation and storage methods. Data recovery, in general, shall be limited to the portions of the archaeological resource that could be impacted by the proposed project. Destructive data recovery methods shall not be applied to portions of the archaeological resources if nondestructive methods are practicable. Because the intent of the ARDTP is to save as much of the archaeological resource as possible, including moving the resource, if feasible, preparation and implementation of the ARDTP would reduce the potential adverse impact to less than significant. The project applicant shall implement the ARDTP at his/her expense.<br>In the event of excavation of paleontological resources, the project applicant shall submit an excavation plan prepared by a qualified paleontologist to the City for review and approval. All significant cultural materials recovered shall be subject to scientific analysis, professional museum curation, and/or a report prepared by a | During construction | City of Oakland Bureau of Building Services Division, Zoning Inspections |

| Standard Conditions of Approval/Mitigation Measures | Mitigation Implementation/Monitoring | |
|---|---|---|
| | Schedule | Responsibility |
| qualified paleontologist, as appropriate, according to current professional standards and at the expense of the project applicant. | | |
| **SCA CUL-2 (Standard Condition of Approval 30):** *Archaeologically Sensitive Areas – Pre-Construction Measures*<br>Requirement: The project applicant shall implement either Provision A (Intensive Pre-Construction Study) or Provision B (Construction ALERT Sheet) concerning archaeological resources.<br>**Provision A: Intensive Pre-Construction Study.**<br>The project applicant shall retain a qualified archaeologist to conduct a site-specific, intensive archaeological resources study for review and approval by the City prior to soil-disturbing activities occurring on the project site. The purpose of the site-specific, intensive archaeological resources study is to identify early the potential presence of history-period archaeological resources on the project site. At a minimum, the study shall include:<br>a. Subsurface presence/absence studies of the project site. Field studies may include, but are not limited to, auguring and other common methods used to identify the presence of archaeological resources.<br>b. A report disseminating the results of this research.<br>c. Recommendations for any additional measures that could be necessary to mitigate any adverse impacts to recorded and/or inadvertently discovered cultural resources.<br>If the results of the study indicate a high potential presence of historic-period archaeological resources on the project site, or a potential resource is discovered, the project applicant shall hire a qualified archaeologist to monitor any ground disturbing activities on the project site during construction and prepare an ALERT sheet pursuant to Provision B below that details what could potentially be found at the project site. Archaeological monitoring would include briefing construction personnel about the type of artifacts that may be present (as referenced in the ALERT sheet, required per Provision B below) and the procedures to follow if any artifacts are encountered, field recording and sampling in accordance with the Secretary of Interior's Standards and Guidelines for Archaeological Documentation, notifying the appropriate officials if human remains or cultural resources are discovered, and preparing a report to document negative findings after construction is completed if no archaeological resources are discovered during construction.<br>**Provision B: Construction ALERT Sheet.**<br>The project applicant shall prepare a construction "ALERT" sheet developed by a qualified archaeologist for review and approval by the City prior to soil-disturbing activities occurring on the project site. The ALERT sheet shall contain, at a minimum, visuals that depict each type of artifact that could be encountered on the project site. Training by the qualified archaeologist shall be provided to the project's prime contractor, any project subcontractor firms (including demolition, excavation, grading, foundation, and pile driving), and utility firms involved in soil- disturbing activities within the project site.<br>The ALERT sheet shall state, in addition to the basic archaeological resource protection measures contained in other standard conditions of approval, all work must stop and the City's Environmental Review Officer contacted in the event of discovery of the following cultural materials: concentrations of shellfish remains; evidence of fire (ashes, charcoal, burnt earth, fire-cracked rocks); concentrations of bones; recognizable Native American artifacts (arrowheads, shell beads, stone mortars [bowls], humanly shaped rock); building foundation remains; trash pits, privies (outhouse holes); floor remains; wells; concentrations of bottles, broken dishes, shoes, buttons, cut animal bones, hardware, household items, barrels, etc.; thick layers of burned building debris (charcoal, nails, fused glass, | Prior to approval of construction-related permit; during construction | City of Oakland Bureau of Building Services Division. Zoning Inspections |

| Standard Conditions of Approval/Mitigation Measures | Mitigation Implementation/Monitoring | |
|---|---|---|
| | Schedule | Responsibility |
| burned plaster, burned dishes); wood structural remains (building, ship, wharf); clay roof/floor tiles; stone walls or footings; or gravestones. Prior to any soil-disturbing activities, each contractor shall be responsible for ensuring that the ALERT sheet is circulated to all field personnel, including machine operators, field crew, pile drivers, and supervisory personnel. The ALERT sheet shall also be posted in a visible location at the project site. | | |
| **SCA CUL-3 (Standard Condition of Approval SCA 31):** *Human Remains – Discovery During Construction*<br>Requirement: Pursuant to CEQA Guidelines section 15064.5(e)(1), in the event that human skeletal remains are uncovered at the project site during construction activities, all work shall immediately halt and the project applicant shall notify the City and the Alameda County Coroner. If the County Coroner determines that an investigation of the cause of death is required or that the remains are Native American, all work shall cease within 50 feet of the remains until appropriate arrangements are made. In the event that the remains are Native American, the City shall contact the California Native American Heritage Commission (NAHC), pursuant to subdivision (c) of section 7050.5 of the California Health and Safety Code. If the agencies determine that avoidance is not feasible, then an alternative plan shall be prepared with specific steps and timeframe required to resume construction activities. Monitoring, data recovery, determination of significance, and avoidance measures (if applicable) shall be completed expeditiously and at the expense of the project applicant. | During construction | City of Oakland Bureau of Building Services Division, Zoning Inspections |
| **Geology, Soils, and Geohazards** | | |
| **SCA GEO-1 (Standard Condition of Approval 33):** *Construction-Related Permit(s)*<br>Requirement: The project applicant shall obtain all required construction-related permits/approvals from the City. The project shall comply with all standards, requirements and conditions contained in construction-related codes, including but not limited to the Oakland Building Code and the Oakland Grading Regulations, to ensure structural integrity and safe construction. | Prior to approval of construction-related permit | City of Oakland Bureau of Building Services Division, Zoning Inspections |
| **SCA GEO-2 (Standard Condition of Approval 34):** *Soils Report*<br>Requirement: The project applicant shall submit a soils report prepared by a registered geotechnical engineer for City review and approval. The soils report shall contain, at a minimum, field test results and observations regarding the nature, distribution and strength of existing soils, and recommendations for appropriate grading practices and project design. The project applicant shall implement the recommendations contained in the approved report during project design and construction. | Prior to approval of construction-related permit | City of Oakland Bureau of Building Services Division, Zoning Inspections |
| **Greenhouse Gases and Climate Change** | | |
| See **SCA AES-2, Landscape Plan**. See *Aesthetics, Wind, and Shadow*, above. | | |
| See **SCA AIR-1, Construction-Related Air Pollution Controls (Dust and Equipment Emissions)**. See *Air Quality*, above. | | |
| See **SCA UTIL-1, Construction and Demolition Waste Reduction and Recycling**. See *Utilities and Service Systems*, below. | | |
| See **SCA UTIL-4, Green Building Requirements**. See *Utilities and Service Systems*, below. | | |

| Standard Conditions of Approval/Mitigation Measures | Mitigation Implementation/Monitoring | |
|---|---|---|
| | Schedule | Responsibility |
| **Hazards and Hazardous Materials** | | |
| **SCA HAZ-1 (Standard Condition of Approval 39):** *Hazards Materials Related to Construction*<br>Requirement: The project applicant shall ensure that Best Management Practices (BMPs) are implemented by the contractor during construction to minimize potential negative effects on groundwater, soils, and human health. These shall include, at a minimum, the following:<br>*a.* Follow manufacture's recommendations for use, storage, and disposal of chemical products used in construction;<br>*b.* Avoid overtopping construction equipment fuel gas tanks;<br>*c.* During routine maintenance of construction equipment, properly contain and remove grease and oils;<br>*d.* Properly dispose of discarded containers of fuels and other chemicals;<br>*e.* Implement lead-safe work practices and comply with all local, regional, state, and federal requirements concerning lead (for more information refer to the Alameda County Lead Poisoning Prevention Program); and<br>*f.* If soil, groundwater, or other environmental medium with suspected contamination is encountered unexpectedly during construction activities (e.g., identified by odor or visual staining, or if any underground storage tanks, abandoned drums or other hazardous materials or wastes are encountered), the project applicant shall cease work in the vicinity of the suspect material, the area shall be secured as necessary, and the applicant shall take all appropriate measures to protect human health and the environment. Appropriate measures shall include notifying the City and applicable regulatory agency(ies) and implementation of the actions described in the City's Standard Conditions of Approval, as necessary, to identify the nature and extent of contamination. Work shall not resume in the area(s) affected until the measures have been implemented under the oversight of the City or regulatory agency, as appropriate. | During construction | City of Oakland Bureau of Building Services Division, Zoning Inspections |
| **SCA HAZ-2 (Standard Condition of Approval 41):** *Hazardous Materials Business Plan*<br>Requirement: The project applicant shall submit a Hazardous Materials Business Plan for review and approval by the City, and shall implement the approved Plan. The approved Plan shall be kept on file with the City and the project applicant shall update the Plan as applicable. The purpose of the Hazardous Materials Business Plan is to ensure that employees are adequately trained to handle hazardous materials and provides information to the Fire Department should emergency response be required. Hazardous materials shall be handled in accordance with all applicable local, state, and federal requirements. The Hazardous Materials Business Plan shall include the following:<br>a. The types of hazardous materials or chemicals stored and/or used on-site, such as petroleum fuel products, lubricants, solvents, and cleaning fluids.<br>b. The location of such hazardous materials.<br>c. An emergency response plan including employee training information.<br>d. A plan that describes the manner in which these materials are handled, transported, and disposed. | Prior to building permit final | Oakland Fire Department |

| Standard Conditions of Approval/Mitigation Measures | Mitigation Implementation/Monitoring | |
|---|---|---|
| | Schedule | Responsibility |
| **Hydrology and Water Quality** | | |
| **SCA HYD-1 (Standard Condition of Approval 45):** *Erosion and Sedimentation Control Plan for Construction*<br>*a. Erosion and Sedimentation Control Plan Required*<br>Requirement: The project applicant shall submit an Erosion and Sedimentation Control Plan to the City for review and approval. The Erosion and Sedimentation Control Plan shall include all necessary measures to be taken to prevent excessive stormwater runoff or carrying by stormwater runoff of solid materials on to lands of adjacent property owners, public streets, or to creeks as a result of conditions created by grading and/or construction operations. The Plan shall include, but not be limited to, such measures as short-term erosion control planting, waterproof slope covering, check dams, interceptor ditches, benches, storm drains, dissipation structures, diversion dikes, retarding berms and barriers, devices to trap, store and filter out sediment, and stormwater retention basins. Off-site work by the project applicant may be necessary. The project applicant shall obtain permission or easements necessary for off-site work. There shall be a clear notation that the plan is subject to changes as changing conditions occur. Calculations of anticipated stormwater runoff and sediment volumes shall be included, if required by the City. The Plan shall specify that, after construction is complete, the project applicant shall ensure that the storm drain system shall be inspected and that the project applicant shall clear the system of any debris or sediment.<br>*b. Erosion and Sedimentation Control During Construction*<br>Requirement: The project applicant shall implement the approved Erosion and Sedimentation Control Plan. No grading shall occur during the wet weather season (October 15 through April 15) unless specifically authorized in writing by the Bureau of Building. | a. Prior to approval of construction-related permit<br>b. During construction | City of Oakland Bureau of Building Services Division, Zoning Inspections |
| **SCA HYD-2 (Standard Condition of Approval 46):** *State Construction General Permit*<br>Requirement: The project applicant shall comply with the requirements of the Construction General Permit issued by the State Water Resources Control Board (SWRCB). The project applicant shall submit a Notice of Intent (NOI), Stormwater Pollution Prevention Plan (SWPPP), and other required Permit Registration Documents to SWRCB. The project applicant shall submit evidence of compliance with Permit requirements to the City. | Prior to approval of construction-related permit | State Water Resources Control Board; evidence of compliance submitted to Bureau of Building |
| **SCA HYD-3 (Standard Condition of Approval 50):** *NPDES C.3 Stormwater Requirements for Regulated Projects*<br>*a. Post-Construction Stormwater Management Plan Required*<br>Requirement: The project applicant shall comply with the requirements of Provision C.3 of the Municipal Regional Stormwater Permit issued under the National Pollutant Discharge Elimination System (NPDES). The project applicant shall submit a Post-Construction Stormwater Management Plan to the City for review and approval with the project drawings submitted for site improvements, and shall implement the approved Plan during construction. The Post-Construction Stormwater Management Plan shall include and identify the following:<br>i. Location and size of new and replaced impervious surface;<br>ii. Directional surface flow of stormwater runoff;<br>iii. Location of proposed on-site storm drain lines;<br>iv. Site design measures to reduce the amount of impervious surface area; | a. Prior to approval of construction-related permit<br>b. Prior to building permit final | a. Bureau of Planning; Bureau of Building<br>b. Bureau of Building |

| Standard Conditions of Approval/Mitigation Measures | Mitigation Implementation/Monitoring | |
|---|---|---|
| | Schedule | Responsibility |
| v. Source control measures to limit stormwater pollution;<br>vi. Stormwater treatment measures to remove pollutants from stormwater runoff, including the method used to hydraulically size the treatment measures; and<br>vii. Hydromodification management measures, if required by Provision C.3, so that post-project stormwater runoff flow and duration match pre-project runoff.<br>When Required: Prior to approval of construction-related permit<br>Initial Approval: Bureau of Planning; Bureau of Building<br>Monitoring/Inspection: Bureau of Building<br>*b. Maintenance Agreement Required*<br>Requirement: The project applicant shall enter into a maintenance agreement with the City, based on the Standard City of Oakland Stormwater Treatment Measures Maintenance Agreement, in accordance with Provision C.3, which provides, in part, for the following:<br>i. The project applicant accepting responsibility for the adequate installation/construction, operation, maintenance, inspection, and reporting of any on-site stormwater treatment measures being incorporated into the project until the responsibility is legally transferred to another entity; and<br>ii. Legal access to the on-site stormwater treatment measures for representatives of the City, the local vector control district, and staff of the Regional Water Quality Control Board, San Francisco Region, for the purpose of verifying the implementation, operation, and maintenance of the on-site stormwater treatment measures and to take corrective action if necessary.<br>The maintenance agreement shall be recorded at the County Recorder's Office at the applicant's expense. | | |
| Also **SCA GEO-1, Construction-Related Permit(s).** See *Geology, Soils, and Geohazards*, above. | | |
| Also **SCA GEO-2, Soils Report.** See *Geology, Soils, and Geohazards*, above. | | |
| Also **SCA UTIL-6, Storm Drain System.** See *Utilities and Service Systems*, below. | | |
| **Noise** | | |
| **SCA NOI-1 (Standard Condition of Approval 58)** *Construction Days/Hours*<br>Requirement: The project applicant shall comply with the following restrictions concerning construction days and hours:<br>a. Construction activities are limited to between 7:00 a.m. and 7:00 p.m. Monday through Friday, except that pier drilling and/or other extreme noise generating activities greater than 90 dBA shall be limited to between 8:00 a.m. and 4:00 p.m.<br>b. Construction activities are limited to between 9:00 a.m. and 5:00 p.m. on Saturday. In residential zones and within 300 feet of a residential zone, construction activities are allowed from 9:00 a.m. to 5:00 p.m. only within the interior of the building with the doors and windows closed. No pier drilling or other extreme noise generating activities greater than 90 dBA are allowed on Saturday.<br>c. No construction is allowed on Sunday or federal holidays. | During construction. | City of Oakland Bureau of Building Services Division, Zoning Inspections |

| Standard Conditions of Approval/Mitigation Measures | Mitigation Implementation/Monitoring | |
|---|---|---|
| | Schedule | Responsibility |
| Construction activities include, but are not limited to, truck idling, moving equipment (including trucks, elevators, etc.) or materials, deliveries, and construction meetings held on-site in a non- enclosed area.<br><br>Any construction activity proposed outside of the above days and hours for special activities (such as concrete pouring which may require more continuous amounts of time) shall be evaluated on a case-by-case basis by the City, with criteria including the urgency/emergency nature of the work, the proximity of residential or other sensitive uses, and a consideration of nearby residents'/occupants' preferences. The project applicant shall notify property owners and occupants located within 300 feet at least 14 calendar days prior to construction activity proposed outside of the above days/hours. When submitting a request to the City to allow construction activity outside of the above days/hours, the project applicant shall submit information concerning the type and duration of proposed construction activity and the draft public notice for City review and approval prior to distribution of the public notice. | | |
| **SCA NOI-2: (Standard Condition of Approval 59)** *Construction Noise*<br><br>Requirement: The project applicant shall implement noise reduction measures to reduce noise impacts due to construction. Noise reduction measures include, but are not limited to, the following:<br><br>a. Equipment and trucks used for project construction shall utilize the best available noise control techniques (e.g., improved mufflers, equipment redesign, use of intake silencers, ducts, engine enclosures and acoustically-attenuating shields or shrouds) wherever feasible.<br><br>b. Except as provided herein, impact tools (e.g., jack hammers, pavement breakers, and rock drills) used for project construction shall be hydraulically or electrically powered to avoid noise associated with compressed air exhaust from pneumatically powered tools. However, where use of pneumatic tools is unavoidable, an exhaust muffler on the compressed air exhaust shall be used; this muffler can lower noise levels from the exhaust by up to about 10 dBA. External jackets on the tools themselves shall be used, if such jackets are commercially available, and this could achieve a reduction of 5 dBA. Quieter procedures shall be used, such as drills rather than impact equipment, whenever such procedures are available and consistent with construction procedures.<br><br>c. Applicant shall use temporary power poles instead of generators where feasible.<br><br>d. Stationary noise sources shall be located as far from adjacent properties as possible, and they shall be muffled and enclosed within temporary sheds, incorporate insulation barriers, or use other measures as determined by the City to provide equivalent noise reduction.<br><br>The noisiest phases of construction shall be limited to less than 10 days at a time. Exceptions may be allowed if the City determines an extension is necessary and all available noise reduction controls are implemented. | During construction. | City of Oakland Bureau of Building Services Division, Zoning Inspections |
| **SCA NOI-3 (Standard Condition of Approval 60)** *Extreme Construction Noise*<br><br>a. ***Construction Noise Management Plan Required***<br><br>Requirement: Prior to any extreme noise generating construction activities (e.g., pier drilling, pile driving and other activities generating greater than 90dBA), the project applicant shall submit a Construction Noise Management Plan prepared by a qualified acoustical consultant for City review and approval that contains a set of site-specific noise attenuation measures to further reduce construction impacts associated with extreme noise generating activities. The project applicant shall implement the approved Plan during construction. Potential attenuation measures include, but are not limited to, the following: | a. Prior to approval of construction-related permit.<br><br>b. During construction. | City of Oakland Bureau of Building Services Division, Zoning Inspections |

| Standard Conditions of Approval/Mitigation Measures | Mitigation Implementation/Monitoring | |
|---|---|---|
| | Schedule | Responsibility |
| i. Erect temporary plywood noise barriers around the construction site, particularly along on sites adjacent to residential buildings;<br>ii. Implement "quiet" pile driving technology (such as pre-drilling of piles, the use of more than one pile driver to shorten the total pile driving duration), where feasible, in consideration of geotechnical and structural requirements and conditions;<br>iii. Utilize noise control blankets on the building structure as the building is erected to reduce noise emission from the site;<br>iv. Evaluate the feasibility of noise control at the receivers by temporarily improving the noise reduction capability of adjacent buildings by the use of sound blankets for example and implement such measure if such measures are feasible and would noticeably reduce noise impacts; and<br>v. Monitor the effectiveness of noise attenuation measures by taking noise measurements.<br>*b. Public Notification Required*<br>Requirement: The project applicant shall notify property owners and occupants located within 300 feet of the construction activities at least 14 calendar days prior to commencing extreme noise generating activities. Prior to providing the notice, the project applicant shall submit to the City for review and approval the proposed type and duration of extreme noise generating activities and the proposed public notice. The public notice shall provide the estimated start and end dates of the extreme noise generating activities and describe noise attenuation measures to be implemented. | | |
| **SCA NOI-4 (Standard Condition of Approval 61)** *Project-Specific Construction Noise Reduction Measures*<br>Requirement: The project applicant shall submit a Construction Noise Management Plan prepared by a qualified acoustical consultant for City review and approval that contains a set of site- specific noise attenuation measures to further reduce construction noise impacts. The project applicant shall implement the approved Plan during construction | Prior to approval of construction-related permit. | City of Oakland Bureau of Building Services Division, Zoning Inspections |
| **SCA NOI-5 (Standard Condition of Approval 62)** *Construction Noise Complaints*<br>Requirement: The project applicant shall submit to the City for review and approval a set of procedures for responding to and tracking complaints received pertaining to construction noise, and shall implement the procedures during construction. At a minimum, the procedures shall include:<br>a. Designation of an on-site construction complaint and enforcement manager for the project;<br>b. A large on-site sign near the public right-of-way containing permitted construction days/hours, complaint procedures, and phone numbers for the project complaint manager and City Code Enforcement unit;<br>c. Protocols for receiving, responding to, and tracking received complaints; and<br>d. Maintenance of a complaint log that records received complaints and how complaints were addressed, which shall be submitted to the City for review upon the City's request. | Prior to approval of construction-related permit. | City of Oakland Bureau of Building Services Division, Zoning Inspections |

| Standard Conditions of Approval/Mitigation Measures | Mitigation Implementation/Monitoring | |
|---|---|---|
| | Schedule | Responsibility |
| **SCA NOI-6 (Standard Condition of Approval 64)** *Operational Noise*<br>Requirement: Noise levels from the project site after completion of the project (i.e., during project operation) shall comply with the performance standards of chapter 17.120 of the Oakland Planning Code and chapter 8.18 of the Oakland Municipal Code. If noise levels exceed these standards, the activity causing the noise shall be abated until appropriate noise reduction measures have been installed and compliance verified by the City. | Ongoing. | City of Oakland Bureau of Building Services Division, Zoning Inspections |
| **Transportation and Circulation** | | |
| **SCA TRA-1 (Standard Condition of Approval 68)** *Construction Activity in the Public Right-of-Way*<br>*a. Obstruction Permit Required*<br>Requirement: The project applicant shall obtain an obstruction permit from the City prior to placing any temporary construction-related obstruction in the public right-of-way, including City streets and sidewalks.<br>*b. Traffic Control Plan Required*<br>Requirement: In the event of obstructions to vehicle or bicycle travel lanes, the project applicant shall submit a Traffic Control Plan to the City for review and approval prior to obtaining an obstruction permit. The project applicant shall submit evidence of City approval of the Traffic Control Plan with the application for an obstruction permit. The Traffic Control Plan shall contain a set of comprehensive traffic control measures for auto, transit, bicycle, and pedestrian detours, including detour signs if required, lane closure procedures, signs, cones for drivers, and designated construction access routes. The project applicant shall implement the approved Plan during construction.<br>*c. Repair of City Streets*<br>Requirement: The project applicant shall repair any damage to the public right-of way, including streets and sidewalks caused by project construction at his/her expense within one week of the occurrence of the damage (or excessive wear), unless further damage/excessive wear may continue; in such case, repair shall occur prior to approval of the final inspection of the construction-related permit. All damage that is a threat to public health or safety shall be repaired immediately. | a. Prior to approval of construction-related permit.<br>b. Prior to approval of construction-related permit.<br>c. Prior to building permit final. | a. City of Oakland Bureau of Building Services Division, Zoning Inspections<br>b. Public Works Department, Transportation Services Division<br>c. City of Oakland Bureau of Building Services Division, Zoning Inspections |
| **SCA TRA-2 (Standard Condition of Approval 69)** *Bicycle Parking*<br>Requirement: The project applicant shall comply with the City of Oakland Bicycle Parking Requirements (chapter 17.118 of the Oakland Planning Code). The project drawings submitted for construction-related permits shall demonstrate compliance with the requirements. | Prior to approval of construction-related permit. | City of Oakland Bureau of Building Services Division, Zoning Inspections |

| Standard Conditions of Approval/Mitigation Measures | Mitigation Implementation/Monitoring | |
|---|---|---|
| | Schedule | Responsibility |
| **SCA TRA-3 (Standard Condition of Approval 70)** *Transportation Improvements*<br>Requirement: The project applicant shall implement the recommended on- and off-site transportation-related improvements contained within the Transportation Impact Study for the project (e.g., signal timing adjustments, restriping, signalization, traffic control devices, roadway reconfigurations, and pedestrian and bicyclist amenities). The project applicant is responsible for funding and installing the improvements, and shall obtain all necessary permits and approvals from the City and/or other applicable regulatory agencies such as, but not limited to, Caltrans (for improvements related to Caltrans facilities) and the California Public Utilities Commission (for improvements related to railroad crossings), prior to installing the improvements. To implement this measure for intersection modifications, the project applicant shall submit Plans, Specifications, and Estimates (PS&E) to the City for review and approval. All elements shall be designed to applicable City standards in effect at the time of construction and all new or upgraded signals shall include these enhancements as required by the City. All other facilities supporting vehicle travel and alternative modes through the intersection shall be brought up to both City standards and ADA standards (according to Federal and State Access Board guidelines) at the time of construction. Current City Standards call for, among other items, the elements listed below:<br>a. 2070L Type Controller with cabinet accessory<br>b. GPS communication (clock)<br>c. Accessible pedestrian crosswalks according to Federal and State Access Board guidelines with signals (audible and tactile)<br>d. Countdown pedestrian head module switch out<br>e. City Standard ADA wheelchair ramps<br>f. Video detection on existing (or new, if required)<br>g. Mast arm poles, full activation (where applicable)<br>h. Polara Push buttons (full activation)<br>i. Bicycle detection (full activation)<br>j. Pull boxes<br>k. Signal interconnect and communication with trenching (where applicable), or through existing conduit (where applicable), 600 feet maximum<br>l. Conduit replacement contingency<br>m. Fiber switch<br>n. PTZ camera (where applicable)<br>o. Transit Signal Priority (TSP) equipment consistent with other signals along corridor<br>p. Signal timing plans for the signals in the coordination group | Prior to building permit final or as otherwise specified. | City of Oakland Bureau of Building Services Division, Zoning Inspections; Public Works Department, Transportation Services Division |

| | | |
|---|---|---|
| **SCA TRA-4 (Standard Condition of Approval 71)** *Transportation and Parking Demand Management*<br>• ***Transportation and Parking Demand Management (TDM) Plan Required***<br>Requirement: The project applicant shall submit a Transportation and Parking Demand Management (TDM) Plan for review and approval by the City.<br>• The goals of the TDM Plan shall be the following:<br>a. Reduce vehicle traffic and parking demand generated by the project to the maximum extent practicable, consistent with the potential traffic and parking impacts of the project.<br>b. Achieve the following project vehicle trip reductions (VTR):<br>a. Projects generating 50-99 net new a.m. or p.m. peak hour vehicle trips: 10 percent VTR<br>b. Projects generating 100 or more net new a.m. or p.m. peak hour vehicle trips: 20 percent VTR<br>c. Increase pedestrian, bicycle, transit, and carpool/vanpool modes of travel. All four modes of travel shall be considered, as appropriate.<br>d. Enhance the City's transportation system, consistent with City policies and programs.<br>• TDM strategies to consider include, but are not limited to, the following:<br>e. Inclusion of additional long-term and short-term bicycle parking that meets the design standards set forth in chapter five of the Bicycle Master Plan and the Bicycle Parking Ordinance (chapter 17.117 of the Oakland Planning Code), and shower and locker facilities in commercial developments that exceed the requirement.<br>f. Construction of and/or access to bikeways per the Bicycle Master Plan; construction of priority bikeways, on-site signage and bike lane striping.<br>g. Installation of safety elements per the Pedestrian Master Plan (such as crosswalk striping, curb ramps, count down signals, bulb outs, etc.) to encourage convenient and safe crossing at arterials, in addition to safety elements required to address safety impacts of the project.<br>h. Installation of amenities such as lighting, street trees, and trash receptacles per the Pedestrian Master Plan and any applicable streetscape plan.<br>i. Construction and development of transit stops/shelters, pedestrian access, way finding signage, and lighting around transit stops per transit agency plans or negotiated improvements.<br>j. Direct on-site sales of transit passes purchased and sold at a bulk group rate (through programs such as AC Transit Easy Pass or a similar program through another transit agency).<br>k. Provision of a transit subsidy to employees or residents, determined by the project applicant and subject to review by the City, if employees or residents use transit or commute by other alternative modes.<br>l. Provision of an ongoing contribution to transit service to the area between the project and nearest mass transit station prioritized as follows: 1) Contribution to AC Transit bus service; 2) Contribution to an existing area shuttle service; and 3) Establishment of new shuttle service. The amount of contribution (for any of the above scenarios) would be based upon the cost of establishing new shuttle service (Scenario 3).<br>m. Guaranteed ride home program for employees, either through 511.org or through separate program.<br>n. Pre-tax commuter benefits (commuter checks) for employees. | a. Prior to building permit final.<br>b. Prior to building permit final<br>c. Ongoing | a. City of Oakland Bureau of Planning and Building<br>b. City of Oakland Bureau of Building Services Division, Zoning Inspections<br>c. City of Oakland Bureau of Planning and Building |

| Standard Conditions of Approval/Mitigation Measures | Mitigation Implementation/Monitoring | |
|---|---|---|
| | Schedule | Responsibility |
| o. Free designated parking spaces for on-site car-sharing program (such as City Car Share, Zip Car, etc.) and/or car-share membership for employees or tenants.<br>p. On-site carpooling and/or vanpool program that includes preferential (discounted or free) parking for carpools and vanpools.<br>q. Distribution of information concerning alternative transportation options.<br>r. Parking spaces sold/leased separately for residential units. Charge employees for parking, or provide a cash incentive or transit pass alternative to a free parking space in commercial properties.<br>s. Parking management strategies including attendant/valet parking and shared parking spaces.<br>t. Requiring tenants to provide opportunities and the ability to work off-site.<br>u. Allow employees or residents to adjust their work schedule in order to complete the basic work requirement of five eight-hour workdays by adjusting their schedule to reduce vehicle trips to the worksite (e.g., working four, ten-hour days; allowing employees to work from home two days per week).<br>v. Provide or require tenants to provide employees with staggered work hours involving a shift in the set work hours of all employees at the workplace or flexible work hours involving individually determined work hours.<br>The TDM Plan shall indicate the estimated VTR for each strategy, based on published research or guidelines where feasible. For TDM Plans containing ongoing operational VTR strategies, the Plan shall include an ongoing monitoring and enforcement program to ensure the Plan is implemented on an ongoing basis during project operation. If an annual compliance report is required, as explained below, the TDM Plan shall also specify the topics to be addressed in the annual report.<br>• *TDM Implementation – Physical Improvements*<br>Requirement: For VTR strategies involving physical improvements, the project applicant shall obtain the necessary permits/approvals from the City and install the improvements prior to the completion of the project.<br>• *TDM Implementation – Operational Strategies*<br>Requirement: For projects that generate 100 or more net new a.m. or p.m. peak hour vehicle trips and contain ongoing operational VTR strategies, the project applicant shall submit an annual compliance report for the first five years following completion of the project (or completion of each phase for phased projects) for review and approval by the City. The annual report shall document the status and effectiveness of the TDM program, including the actual VTR achieved by the project during operation. If deemed necessary, the City may elect to have a peer review consultant, paid for by the project applicant, review the annual report. If timely reports are not submitted and/or the annual reports indicate that the project applicant has failed to implement the TDM Plan, the project will be considered in violation of the Conditions of Approval and the City may initiate enforcement action as provided for in these Conditions of Approval. The project shall not be considered in violation of this Condition if the TDM Plan is implemented but the VTR goal is not achieved. | | |
| **Utilities and Service Systems** | | |

| Standard Conditions of Approval/Mitigation Measures | Mitigation Implementation/Monitoring | |
|---|---|---|
| | Schedule | Responsibility |
| **SCA UTIL-1 (Standard Condition of Approval 74)** *Construction and Demolition Waste Reduction and Recycling*<br>Requirement: The project applicant shall comply with the City of Oakland Construction and Demolition Waste Reduction and Recycling Ordinance (chapter 15.34 of the Oakland Municipal Code) by submitting a Construction and Demolition Waste Reduction and Recycling Plan (WRRP) for City review and approval, and shall implement the approved WRRP. Projects subject to these requirements include all new construction, renovations/alterations/modifications with construction values of $50,000 or more (except R-3 type construction), and all demolition (including soft demolition) except demolition of type R-3 construction. The WRRP must specify the methods by which the project will divert construction and demolition debris waste from landfill disposal in accordance with current City requirements. The WRRP may be submitted electronically at www.greenhalosystems.com or manually at the City's Green Building Resource Center. Current standards, FAQs, and forms are available on the City's website and in the Green Building Resource Center. | Prior to approval of construction-related permit | City of Oakland Public Works Department, Environmental Services Division |
| **SCA UTIL-2 (Standard Condition of Approval 75)** *Underground Utilities*<br>Requirement: The project applicant shall place underground all new utilities serving the project and under the control of the project applicant and the City, including all new gas, electric, cable, and telephone facilities, fire alarm conduits, street light wiring, and other wiring, conduits, and similar facilities. The new facilities shall be placed underground along the project's street frontage and from the project structures to the point of service. Utilities under the control of other agencies, such as PG&E, shall be placed underground if feasible. All utilities shall be installed in accordance with standard specifications of the serving utilities. | During construction. | City of Oakland Bureau of Building Services Division, Zoning Inspections |
| **SCA UTIL-3 (Standard Condition of Approval 76)** *Recycling Collection and Storage Space*<br>Requirement: The project applicant shall comply with the City of Oakland Recycling Space Allocation Ordinance (chapter 17.118 of the Oakland Planning Code). The project drawings submitted for construction-related permits shall contain recycling collection and storage areas in compliance with the Ordinance. For residential projects, at least two cubic feet of storage and collection space per residential unit is required, with a minimum of ten cubic feet. For nonresidential projects, at least two cubic feet of storage and collection space per 1,000 square feet of building floor area is required, with a minimum of ten cubic feet. | Prior to approval of construction-related permit. | City of Oakland Bureau of Building Services Division, Zoning Inspections |
| **SCA UTIL-4 (Standard Condition of Approval 77)** *Green Building Requirements*<br>***a. Compliance with Green Building Requirements During Plan-Check***<br>Requirement: The project applicant shall comply with the requirements of the California Green Building Standards (CALGreen) mandatory measures and the applicable requirements of the City of Oakland Green Building Ordinance (chapter 18.02 of the Oakland Municipal Code).<br>i. The following information shall be submitted to the City for review and approval with the application for a building permit:<br>• Documentation showing compliance with Title 24 of the current version of the California Building Energy Efficiency Standards.<br>• Completed copy of the final green building checklist approved during the review of the Planning and Zoning permit.<br>• Copy of the Unreasonable Hardship Exemption, if granted, during the review of the Planning and Zoning permit. | a. Prior to approval of construction-related permit.<br>b. During construction.<br>c. After project completion as specified. | a. City of Oakland Bureau of Building Services Division, Zoning Inspections<br>b. City of Oakland Bureau of Building Services Division, Zoning Inspections<br>c. City of Oakland Bureau of Planning and Building |

| Standard Conditions of Approval/Mitigation Measures | Mitigation Implementation/Monitoring | |
|---|---|---|
| | Schedule | Responsibility |
| • Permit plans that show, in general notes, detailed design drawings, and specifications as necessary, compliance with the items listed in subsection (ii) below.<br>• Copy of the signed statement by the Green Building Certifier approved during the review of the Planning and Zoning permit that the project complied with the requirements of the Green Building Ordinance.<br>• Signed statement by the Green Building Certifier that the project still complies with the requirements of the Green Building Ordinance, unless an Unreasonable Hardship Exemption was granted during the review of the Planning and Zoning permit.<br>• Other documentation as deemed necessary by the City to demonstrate compliance with the Green Building Ordinance.<br>ii. The set of plans in subsection (i) shall demonstrate compliance with the following:<br>• CALGreen mandatory measures.<br>• All pre-requisites per the green building checklist approved during the review of the Planning and Zoning permit, or, if applicable, all the green building measures approved as part of the Unreasonable Hardship Exemption granted during the review of the Planning and Zoning permit.<br>• Minimum of 23 points per the appropriate checklist approved during the Planning entitlement process.<br>• All green building points identified on the checklist approved during review of the Planning and Zoning permit, unless a Request for Revision Plan-check application is submitted and approved by the Bureau of Planning that shows the previously approved points that will be eliminated or substituted.<br>• The required green building point minimums in the appropriate credit categories.<br>*b. Compliance with Green Building Requirements During Construction*<br>Requirement: The project applicant shall comply with the applicable requirements of CALGreen and the Oakland Green Building Ordinance during construction of the project.<br>The following information shall be submitted to the City for review and approval:<br>i. Completed copies of the green building checklists approved during the review of the Planning and Zoning permit and during the review of the building permit.<br>ii. Signed statement(s) by the Green Building Certifier during all relevant phases of construction that the project complies with the requirements of the Green Building Ordinance.<br>iii. Other documentation as deemed necessary by the City to demonstrate compliance with the Green Building Ordinance.<br>*c. Compliance with Green Building Requirements After Construction*<br>• Requirement: Within sixty (60) days of the final inspection of the building permit for the project, the Green Building Certifier shall submit the appropriate documentation to Build It Green and attain the minimum required certification/point level. Within one year of the final inspection of the building permit for the project, the applicant shall submit to the Bureau of Planning the Certificate from the organization | | |

| Standard Conditions of Approval/Mitigation Measures | Mitigation Implementation/Monitoring | |
|---|---|---|
| | Schedule | Responsibility |
| listed above demonstrating certification and compliance with the minimum point/certification level noted above. | | |
| **SCA UTIL-5 (Standard Condition of Approval 79)** *Sanitary Sewer System*<br>Requirement: The project applicant shall prepare and submit a Sanitary Sewer Impact Analysis to the City for review and approval in accordance with the City of Oakland Sanitary Sewer Design Guidelines. The Impact Analysis shall include an estimate of pre-project and post-project wastewater flow from the project site. In the event that the Impact Analysis indicates that the net increase in project wastewater flow exceeds City-projected increases in wastewater flow in the sanitary sewer system, the project applicant shall pay the Sanitary Sewer Impact Fee in accordance with the City's Master Fee Schedule for funding improvements to the sanitary sewer system. | Prior to approval of construction-related permit. | City of Oakland Public Works Department, Department of Engineering and Construction |
| **SCA UTIL-6 (Standard Condition of Approval 80)** *Storm Drain System*<br>Requirement: The project storm drainage system shall be designed in accordance with the City of Oakland's Storm Drainage Design Guidelines. To the maximum extent practicable, peak stormwater runoff from the project site shall be reduced by at least 25 percent compared to the pre-project condition. | Prior to approval of construction-related permit. | City of Oakland Bureau of Building Services Division, Zoning Inspections |
| **SCA UTIL-7 (Standard Condition of Approval 81)** *Recycled Water*<br>Requirement: Pursuant to section 16.08.030 of the Oakland Municipal Code, the project applicant shall provide for the use of recycled water in the project for landscape irrigation purposes unless the City determines that there is a higher and better use for the recycled water, the use of recycled water is not economically justified for the project, or the use of recycled water is not financially or technically feasible for the project. The project applicant shall contact the New Business Office of the East Bay Municipal Utility District (EBMUD) for a recycled water feasibility assessment by the Office of Water Recycling. If recycled water is to be provided in the project, the project drawings submitted for construction-related permits shall include the proposed recycled water system and the project applicant shall install the recycled water system during construction. | Prior to approval of construction-related permit | City of Oakland Bureau of Planning and Building; City of Oakland Bureau of Building Services Division, Zoning Inspections |
| Also **SCA HYD-1, Erosion and Sedimentation Control Plan for Construction.** See *Hydrology and Water Quality*, above. | | |
| Also **SCA HYD-2, Site Design Measures to Reduce Stormwater Runoff.** See *Hydrology and Water Quality*, above. | | |

## ZONING CODE SUMMARY

| | |
|---|---|
| CASE NUMBER | PLN15-320 |
| PROJECT SITE AREA | +/- 52,026 SF (1.2376 ACRES) |
| PROJECT TYPE | PERMANENT RESIDENTIAL ACTIVITY, MULTI-FAMILY DWELLING<br>COMMERCIAL ACTIVITY<br>ACCESSORY OFF-STREET PARKING |
| ZONING | |
| PARCEL #(S | 005-0072-001<br>BOUNDED BY: 14TH STREET, 13TH STREET, ALICE STREET, JACKSON STREET |
| ADDRESS | 226 13TH STREET - OAKLAND, CA 94612 |
| ZONE | D-LM-2 (PEDESTRIAN COMMERCIAL)<br>D-LM-4 (MIXED COMMERCIAL)<br>HEIGHT AREA 2, SPECIAL AREA A<br>LAKE MERRITT STATION AREA PLAN<br>"14TH STREET" CORRIDOR PLAN DISTRICT |
| HEIGHT LIMIT | PER TAB.E 17.101C.04: 175 FT. (MID-HIGH) / 275 FT. TOWER FOR 3 BLOCKS<br>45 FT. BASE, 85 FT (CUP)<br>MIXED USE AND RESIDENTIAL DEVELOPMENTS UNDER<br>TABLES 17.101C.04 & 17.101C.05 FOR HEIGHT, STORIES, FAR AND RESIDENTIAL AREA |
| PROPOSED CONSTRUCTION | TYPE I-A CONCRETE PODIUM (7 STORIES)<br>TYPE III-A WOOD-FRAME (5 STORIES)<br>CONSTRUCTION MAXIMUM HEIGHT ALLOWED: 85 FT. / MAX. (5 STORIES TYPE III-A OF 12, TYPE I-A).<br>HEIGHT INCREASES ASSUMED WITH FULLY SPRINKLERED BUILDING |
| CONSTR. MAX. HEIGHT | TYPE III-A, 65 FT. WITH SPRINKLER INCREASE - 5 STORIES |

**PROPERTY DEVELOPMENT STANDARDS (TABLE 17.101C.03)**

| | |
|---|---|
| MINIMUM LOT DIMENSIONS | 100 FT. X 150 FT. |
| MINIMUM LOT AREA | 10,000 SF |
| MIN. FRONT / INTERIOR SIDE / STREET SIDE SETBACK | 0/0/0 FT. |
| MAX. FRONT SETBACK | 5 FT. |
| MAX. SIDE YARD | 10% OF LOT WIDTH (20 FT.) |
| REAR SETBACK (RES.) | 15 FT. |
| REAR SETBACK (NON-RES). | 0/10/15 FT. |
| MINIMUM GROUND FLOOR COMMERCIAL FACADE TRANSPARENCY | 65% (D-LM2) AND 55% (D-LM4) |
| MINIMUM STOREFRONT WIDTHS | 15 FT |
| MINIMUM HEIGHT FOR GROUND FLOOR NON-RESIDENTIAL FACILITIES | 15 FT |
| MINIMUM DEPTH OF STOREFRONT BAY (SHOWN AT 45 FT.) | 50 FT |
| PROPOSED MAX. HEIGHT FOR GROUND FLOOR NON-RESIDENTIAL FACILITIES | 23 FT. |
| PROPOSED AVG. HEIGHT FOR GROUND FLOOR NON-RESIDENTIAL FACILITIES | 17.25 FT. |

DENSITY (TABLES 17.101C.04 & 17.101C.05): 6.0 F.A.R. MAX. FOR NON-RESIDENTIAL AREAS (3A-179) = 460,206 SF

**MAXIMUM DENSITY**

255 SF / DWELLING UNIT (D-LM2) / 110 SF / DWELLING UNIT (D-LM4)
PER SITE: D-LM2: 123 UNITS, 9% D-LM4: 273 UNITS = 40% TOTAL UNITS ALLOWED)

| | |
|---|---|
| MAX. RESIDENTIAL DENSITY | 275 SF PER RESIDENTIAL UNIT |
| MAX. RESIDENTIAL BONUS | 125 SF RETAIL REQUIRED PER DWELLING UNIT (32,750 SF @ 262 UNITS) |

**UNIT BREAKDOWN**

| FLOOR | | 1 | 2 | 3 | 4 | 5 | 6 | TOTAL (%) |
|---|---|---|---|---|---|---|---|---|
| STUDIOS | (512 SF AVG.) | - | 4 | 4 | 4 | 4 | 5 | 21 (8%) |
| 1 BR & 1 BRG | (709 SF AVG.) | - | 28 | 30 | 30 | 30 | 29 | 147 (56%) |
| 2 BRS | (1,159 SF AVG.) | 15 | 16 | 16 | 15 | 79 | [30%] | |
| 2 BR TOWNHOME | (1,276 SF AVG.) | - | - | - | - | - | 3 | (1.2%) |
| 3 BRS | (1,295 SF AVG.) | 2 | 2 | 2 | 2 | 2 | 10 | (4%) |
| 3 BR TOWNHOME | (1,490 SF AVG.) | - | - | - | - | - | 2 | (0.8%) |
| TOTALS | (AVG. 840 SF) | 5 | 50 | 52 | 52 | 52 | 51 | 262 (100%) |

**RESIDENTIAL AMENITIES**

INTERIOR: FITNESS ROOM, COMMUNITY ROOM, SECURE BICYCLE STORAGE
EXTERIOR: COMMON OUTDOOR COURTYARD, PRIVATE PATIOS, ROOF DECK

**USABLE OPEN SPACE (TABLE 17.101C.05)**

REQUIRED: 262 UNITS * MIN. 75 SF PER DWELLING UNIT = 19,650 SF
PROVIDED: 9,468 SF PODIUM COURTYARD (15 FT. X 15 FT. MIN.)
2,941 SF PRIVATE OPEN SPACE - BALCONIES
10,148 SF ROOF DECK
20,557 SF TOTAL PROVIDED

MINIMUM DIMENSIONS OF OPEN SPACE AREAS:
PUBLIC PLAZA - 10 FT. / ROOFTOP - 15 FT. / COURTYARD - 15 FT.
COMMUNITY ROOM - 250 SF (COUNTS TOWARDS OPEN SPACE)

**RESIDENTIAL PARKING (17.101G.060.A / CHAPTER 17.116 / 17.117.150)**

REQUIRED: 185 SPACES REQUIRED
157 SPACES (0.75 SPACE / UNIT PER LMSP) - 9 SPACES PER REDUCTION ALLOWED BY SEC. 17.117.150 (5% OF REQ'D TOTAL)
PROVIDED: 196 SPACES (0.76 SPACE / UNIT) (INCLUDING 4 TANDEM PARKING SPACES)

**RETAIL PARKING (17.116.080)**

REQUIRED: NO SPACES REQUIRED FOR RESTAURANTS / GENERAL FOOD SALES, GENERAL RETAIL SALES, CONSUMER SERVICE
PROVIDED: NONE

**LOADING BERTHS:**

REQUIRED: 2 OFF-STREET FOR RESIDENTIAL USES
0 OFF-STREET FOR COMMERCIAL USES
PROVIDED: 2 OFF-STREET FOR COMMERCIAL / RESIDENTIAL USES (VARIANCE REQUIRED)
ADDITIONAL 2 ON-STREET LOADING ZONES

**BIKE PARKING (17.101G.040.B / CHAPTER 17.117)**

RESIDENTIAL:
REQUIRED: 66 (1 PER 4 UNITS) LONG TERM
13 (1 PER 20 UNITS) SHORT TERM
77 TOTAL REQUIRED
PROVIDED: 214 SPACES (0.82 SPACES PER UNIT)

RETAIL:
REQUIRED: 1 PER 2,000 SF (FOOD SALES)
1 PER 5,000 SF (CONSUMER GOODS / RETAIL)
12,000 / 2000 = 7 SPACES MAX
12,000 / 5000 = 3 SPACES MIN
PROVIDED: 7 SPACES AT SIDEWALK, 4 SPACES AT INTERIOR
4 LONG TERM
3 SHORT TERM

**FLOOR AREA SCHEDULE**

| TYPE | AREA |
|---|---|
| LOADING | 1,215 SF |
| RESIDENTIAL AMENITY | 7,562 SF |
| RESIDENTIAL CIRCULATION | 32,385 SF |
| RESIDENTIAL GARAGE | 64,450 SF |
| RESIDENTIAL SERVICE / STORAGE | 10,355 SF |
| RESIDENTIAL UNITS | 215,189 SF |
| RETAIL | 12,303 SF |
| RETAIL SERVICE/STORAGE | 561 SF |
| Grand total | 343,340 SF |

**OPEN SPACE**

| NAME | AREA |
|---|---|
| PODIUM COURTYARD | 9,468 SF |
| PRIVATE OPEN SPACE - BALCONIES | 2,941 SF |
| ROOF DECK | 10,148 SF |
| Grand total | 20,557 SF |

## DRAWING INDEX


| | |
|---|---|
| A001 | TITLE SHEET & PROJECT INFORMATION |
| A002 | SITE PHOTOGRAPHS |
| A003 | GRADE/POINT CHECKLIST & ASSESSOR'S PARCEL MAP |
| ALTA | A.L.T.A. / A.C.S.M. LAND TITLE SURVEY |
| C1.01 | CIVIL TITLE SHEET |
| C0.01 | EXISTING SITE AND BOUNDARY PLAN |
| C0.01 | PRELIMINARY SITE PLAN |
| C4.01 | PRELIMINARY GRADING PLAN |
| C5.01 | PRELIMINARY STORMWATER CONTROL PLAN |
| C6.01 | PRELIMINARY UTILITY PLAN |
| C7.01 | CROSS SECTIONS |
| C8.01 | EROSION CONTROL PLAN |
| L0.00 | LANDSCAPE NOTES & LEGEND |
| L1.01 | STREETSCAPE LANDSCAPE MATERIALS & PLANTING PLAN |
| L1.02 | LEVEL 2 LANDSCAPE MATERIALS & PLANTING PLAN |
| L1.04 | ROOF LANDSCAPE MATERIALS & PLANTING PLAN |
| L1.10 | LANDSCAPE REFERENCE IMAGES |
| A100 | EXISTING SITE PLAN |
| A101 | SITE PLAN |
| A201 | BUILDING PLAN - LEVEL 1 |
| A202 | BUILDING PLAN - LEVEL 2 |
| A203 | BUILDING PLAN - LEVEL 3 |
| A204 | BUILDING PLAN - LEVEL 4 |
| A205 | BUILDING PLAN - LEVEL 5 |
| A206 | BUILDING PLAN - LEVEL 6 |
| A207 | BUILDING PLAN - LEVEL 7 |
| A208 | BUILDING PLAN - ROOF |
| A211 | LIGHTING & SIGNAGE PLANS |
| A221 | UNIT PLANS - TYPICAL |
| A222 | UNIT PLANS - TYPICAL |
| A223 | UNIT PLANS - TYPICAL |
| A224 | UNIT PLANS - TYPICAL |
| A301 | AERIAL CONTEXT VIEWS |
| A302 | AERIAL CONTEXT VIEWS |
| A303 | 3D PERSPECTIVE VIEW |
| A304 | 3D PERSPECTIVE VIEW |
| A305 | 3D PERSPECTIVE VIEW |
| A306 | 3D PERSPECTIVE VIEWS |
| A401 | EXTERIOR ELEVATIONS |
| A402 | SITE SECTIONS |
| A403 | ENLARGED BUILDING SECTIONS |
| A404 | ENLARGED ELEVATIONS |
| A405 | ENLARGED ELEVATIONS JACKSON STREET LOBBY |
| A501 | SHADOW STUDIES |
| A502 | MATERIALS AND COLORS |


## PROJECT TEAM


DEVELOPER
WF WEST ACQUISITIONS, LLC
20 SUNNYSIDE AVENUE, SUITE B
MILL VALLEY, CA 94941
CONTACT: BRIAN PRANGA
BRIAN@WOODFARTNERS.COM

ARCHITECT
PYATOK ARCHITECTURE + URBAN DESIGN
1101 TELEGRAPH AVENUE, SUITE 200
OAKLAND, CA 94612
CONTACT: ADRIANNE STEUCKER
ASTEUCKER@PYATOK.COM

CIVIL ENGINEER
BKF ENGINEERS / SURVEYORS / PLANNERS
150 CALIFORNIA STREET, SUITE 600
SAN FRANCISCO, CA 94111
CONTACT: [illegible]
ARKO@BKFAS.COM

LANDSCAPE ARCHITECT
MEYER + SILBERBERG
1101 4TH STREET, SUITE 200
BERKELEY, CA 94710
CONTACT: DAVID MEYER
DAVID@MEYERANDPARTNERS.COM


# 14TH AND ALICE

## CONDITIONAL USE PERMIT - ENTITLEMENTS RESUBMITTAL

### PROJECT DESCRIPTION

THE PROJECT SITE IS BOUND BY ALICE STREET, 14TH STREET, JACKSON STREET AND 13TH STREET AND IS PART OF THE LAKE MERRITT STATION AREA PLAN. THE SITE IS SPLIT, PARALLEL TO 13TH/14TH STREETS INTO TWO ZONES: D-LM-2 (PEDESTRIAN COMMERCIAL) AND D-LM-4 (MIXED COMMERCIAL).

WF WEST ACQUISITIONS, LLC PROPOSE TO REDEVELOP ONE PARCEL WITHIN THE LAKE MERRITT STATION AREA PLAN INTO MIXED-USE DEVELOPMENT. THE PROJECT IS A FIVE-STORY WOOD FRAME [TYPE III-A] BUILDING OVER TWO STORIES OF CONCRETE PODIUM (TYPE I-A), CONSISTING OF 262 APARTMENTS IN A MIX OF STUDIOS, ONE, TWO AND THREE BEDROOM FLATS, AND TWO AND THREE BEDROOM TOWNHOUSES, WITH AMENITY FUNCTIONS INCLUDING MANAGEMENT, LEASING OFFICES, FITNESS / LOBBIES, BIKE STORAGE, PODIUM COURTYARD AND ROOF DECK. THE PROJECT WILL PROVIDE APPROXIMATELY 25,400 SF OF RETAIL (AND ASSOCIATED SERVICES) ALONG 14TH STREET FROM ALICE TO JACKSON STREETS. ALL UNITS WILL BE ADAPTABLE PER THE CALIFORNIA BUILDING CODE AND THE PROJECT WILL PURSUE GREEN POINT RATING IN COMPLIANCE WITH THE CITY OF OAKLAND GREEN BUILDING STANDARDS. THE PROJECT AND LANDSCAPE, STREET IMPROVEMENTS WILL BE DEVELOPED IN CONFORMANCE WITH THE GUIDELINES SET BY THE LAKE MERRITT STATION AREA PLAN.

### PERSPECTIVE VIEW



### SITE AERIAL PLAN





PYATOK
1101 TELEGRAPH AVE, SUITE 200
OAKLAND, CA 94612
510 625 9700 p | 510 625 9705 f
www.pyatok.com

Consultant:

BKF Engineers
150 California Street, Suite 600
San Francisco, CA 94111

Meyer + Silberberg
1101 4th Street, Suite 200
Berkeley, CA 94710


## 14TH + ALICE

226 13TH STREET, OAKLAND, CA 94612

WF WEST ACQUISITIONS, LLC
20 SUNNYSIDE AVE, SUITE B
MILL VALLEY, CA 94941

| | |
|---|---|
| ZONING PRE-APPLICATION SUBMITTAL | 07/17/15 |
| DEVELOPMENT REVIEW APPLICATION | 10/02/15 |
| DESIGN REVIEW APPLICATION | 12/14/15 |
| CUP RESUBMITTAL | 04/01/2016 |
| PLANNING COMMISSION SUBMITTAL | 05/27/2016 |

TITLE SHEET & PROJECT INFORMATION

JOB NUMBER: 1521
DATE: 5/19/2016
SCALE: As indicated

PRELIMINARY - NOT FOR CONSTRUCTION

A001

ATTACHMENT D



1A - CORNER OF 14TH STREET & ALICE STREET - LOOKING NORTHWEST



1B - CORNER OF 14TH STREET & ALICE STREET - LOOKING NORTHEAST



2A - CORNER OF 14TH STREET & JACKSON STREET - LOOKING NORTHWEST



2B - CORNER OF 14TH STREET & JACKSON STREET - LOOKING NORTHEAST



1C - CORNER OF 14TH STREET & ALICE STREET - LOOKING SOUTHWEST



1D - CORNER OF 14TH STREET & ALICE STREET - LOOKING SOUTHEAST [SITE]



2C - CORNER OF 14TH STREET & JACKSON STREET - LOOKING SOUTHWEST [SITE]



2D - CORNER OF 14TH STREET & JACKSON STREET - LOOKING SOUTHEAST






3A - CORNER OF 13TH STREET & ALICE STREET - LOOKING NORTHWEST



3B - CORNER OF 13TH STREET & ALICE STREET - LOOKING NORTHEAST [SITE]



4A - CORNER OF 13TH STREET & JACKSON STREET - LOOKING NORTHWEST [SITE]



4B - CORNER OF 13TH STREET & JACKSON STREET - LOOKING NORTHEAST



3C - CORNER OF 13TH STREET & ALICE STREET - LOOKING SOUTHWEST



3D - CORNER OF 13TH STREET & ALICE STREET - LOOKING SOUTHEAST



4C - CORNER OF 13TH STREET & JACKSON STREET - LOOKING SOUTHWEST



4D - CORNER OF 13TH STREET & JACKSON STREET - LOOKING SOUTHEAST

**PYATOK**
1611 TELEGRAPH AVE, SUITE 200
OAKLAND, CA 94612
510.475.7010 | 510.475.7575 f
www.pyatok.com

Consultants

BKF Engineers
153 California Street, Suite 602
San Francisco, CA 94111

Meyer + Silberberg
1131 7th Street, Suite 202
Berkeley, CA 94710

# 14TH + ALICE

226 13TH STREET, OAKLAND, CA 94612

WP WEST ACQUISITIONS, LLC
20 SUNNYSIDE AVE, SUITE B
MILL VALLEY, CA 94941

| | |
|---|---|
| ZONING PRE-APPLICATION SUBMITTAL | [illegible] |
| DEVELOPMENT REVIEW APPLICATION | [illegible] |
| DESIGN REVIEW APPLICATION | [illegible] |
| DR RESUBMITTAL | [illegible] |
| PLANNING CONMISSION SUBMITTAL | [illegible] |

SITE PHOTOGRAPHS

| | |
|---|---|
| JOB NUMBER | [illegible] |
| DATE | [illegible] |
| SCALE | [illegible] |

FOR INFORMATION NOT FOR CONSTRUCTION

A002

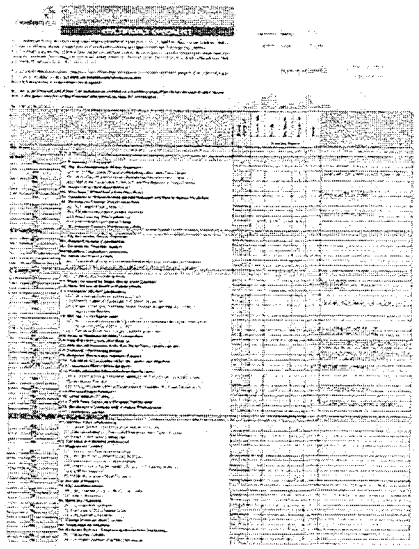

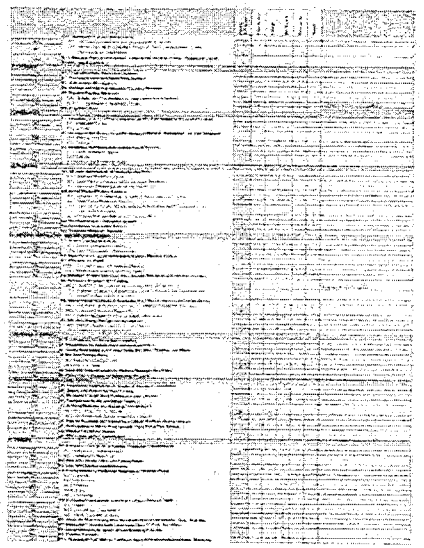

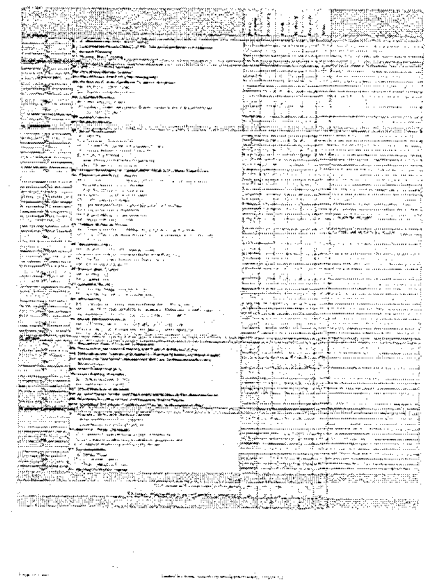

For Assessment Use Only

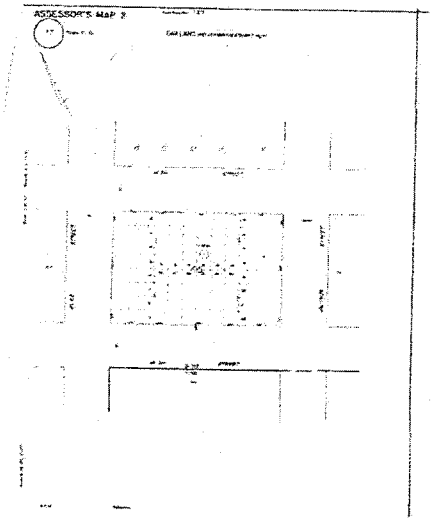


PYATOK
1611 TELEGRAPH AVE, SUITE 200
OAKLAND, CA 94612

Consultants

BKF Engineers
150 California Street, Suite 650
San Francisco, CA 94111

Meyer + Silberberg
1101 8th Street, Suite 200
Berkeley, CA 94710

# 14TH + ALICE

226 13TH STREET, OAKLAND, CA 94612

WP WEST ACQUISITIONS, LLC
20 SUNNYSIDE AVE, SUITE B
MILL VALLEY, CA 94941

| | |
|---|---|
| ZONING/PRE-APPLICATION SUBMITTAL | [illegible] |
| DEVELOPMENT REVIEW APPLICATION | [illegible] |
| DESIGN REVIEW APPLICATION | [illegible] |
| DP RESIDENTIAL | [illegible] |
| PLANNING COMMISSION SUBMITTAL | [illegible] |

## GREENPOINT CHECKLIST & ASSESSOR'S PARCEL MAP

JOB NUMBER [illegible]
DATE [illegible]
SCALE

PRELIMINARY - NOT FOR CONSTRUCTION

A003

# A.L.T.A. / A.C.S.M. LAND TITLE SURVEY

OF THE LANDS OF:

WP WEST ACQUISITIONS, L.L.C.,
A GEORGIA LIMITED LIABILITY COMPANY

AS DESCRIBED IN THE TITLE INSURANCE COMMITMENT PREPARED BY:

FIRST AMERICAN TITLE INSURANCE COMPANY
ORDER NUMBER: NCS-738794-SF
DATED: JUNE 02, 2015

LEGEND

ABBREVIATIONS

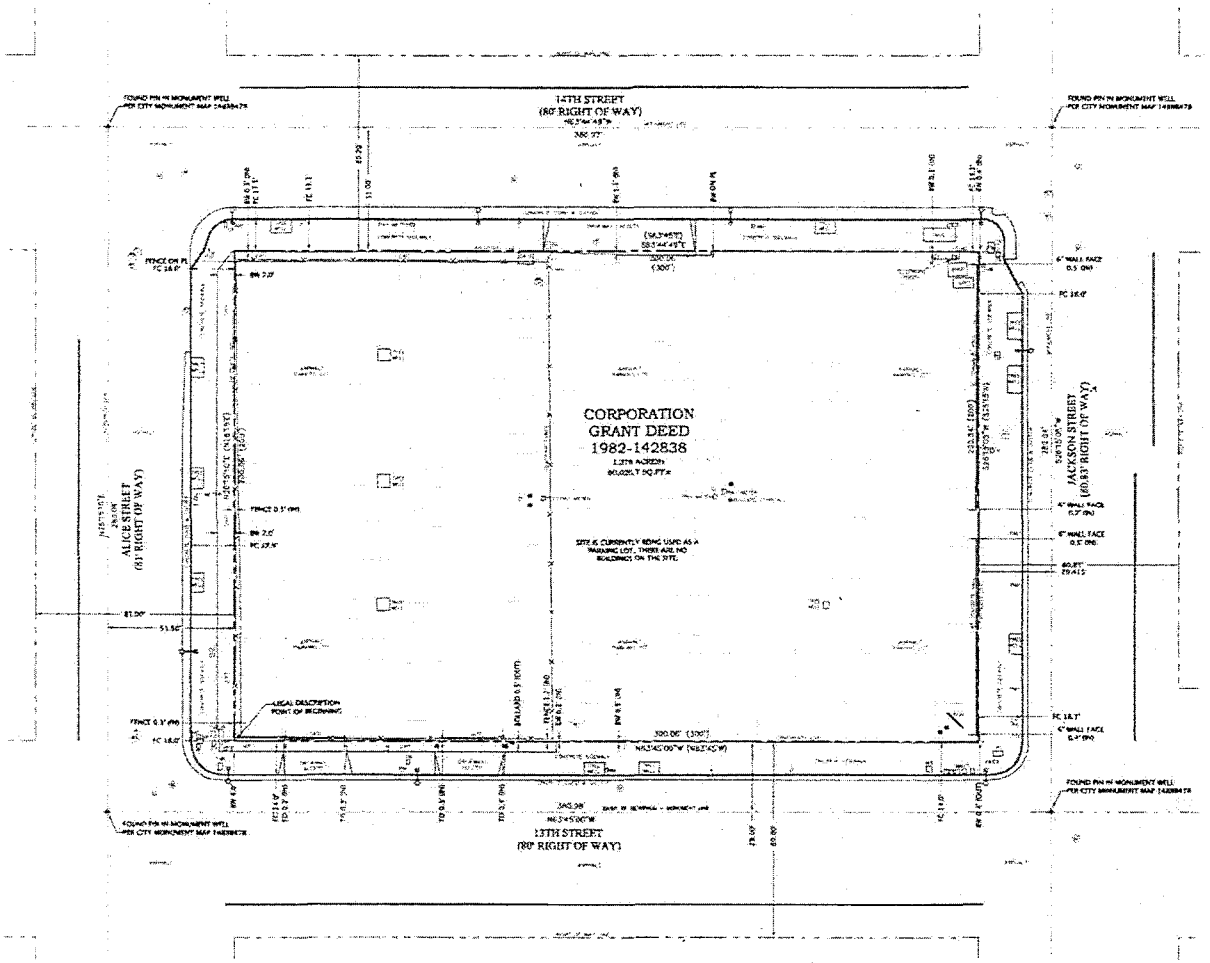


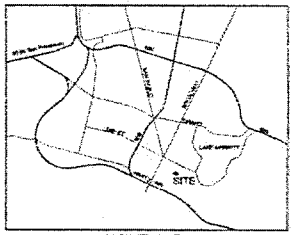


VICINITY MAP

REFERENCED TITLE INSURANCE COMMITMENT:

| | |
|---|---|
| TITLE COMPANY: | FIRST AMERICAN TITLE INSURANCE COMPANY<br>1290 HOPYARD ROAD, SUITE 1<br>PLEASANTON, CA 94566 |
| ORDER NO.: | NCS-738794-SF |
| REPORT DATE: | JUNE 02, 2015 |
| DATE OF SURVEY: | TBD |
| TITLE VESTED IN: | WP WEST ACQUISITIONS, L.L.C.<br>A GEORGIA LIMITED LIABILITY COMPANY |
| A.P.N.: | 042-0077-001 |
| PROPERTY ADDRESS: | 236 13TH STREET, OAKLAND, CA |
| FLOOD ZONE: | ZONE X – OTHER FLOOD AREAS<br>AREAS DETERMINED TO BE OUTSIDE THE 0.2% ANNUAL CHANCE FLOODPLAIN<br>PER FLOOD INSURANCE RATE MAP NUMBER 06001C0061 H,<br>COMMUNITY PANEL NUMBER 060061 0061 E<br>EFFECTIVE DATE: AUGUST 3, 2009<br>FEDERAL EMERGENCY MANAGEMENT AGENCY (DATA PROVIDED BY WWW.MSC.FEMA.GOV) |
| ZONING: | ZONE: D-LM-4<br>DEVELOPMENT REGULATIONS: LIMITED MANUFACTURING 4<br>CONTACT: PER CITY OF OAKLAND PLANNING DEPARTMENT<br>(DATA PROVIDED BY THE OAKLAND PLANNING DEPARTMENT WEBSITE) |
| PARKING: | 237 TOTAL PARKING STALLS (NUMBERS ARE PER CITY CORRECTION) |
| EASEMENTS: | NONE – THERE ARE TWO SHEDS WITH NO FOUNDATIONS AT THE EASTERLY CORNER OF THE SITE |
| ENCROACHMENTS: | NONE – THE SITE IS BOUNDED BY CITY STREETS ON ALL SIDES |
| OBSERVED EVIDENCE OF EARTH MOVING, CONSTRUCTION OR BUILDING ADDITIONS: | NONE AT THE TIME OF THE FIELD SURVEY |
| RIGHT OF WAY CHANGES: | NONE PER THE CITY PLANNING OFFICE |
| OFFSITE EASEMENTS OR SERVITUDES: | NONE LISTED IN THE TITLE REPORT OR PROVIDED BY THE CLIENT |

EXCEPTIONS TO COVERAGE:

1. DEMAND AND SPECIAL TAXES AND ASSESSMENTS FOR THE FISCAL YEAR 2015-2016, A LIEN NOT YET DUE OR PAYABLE. (NOT PLOTTABLE)
2. THE LIEN OF SUPPLEMENTAL TAXES, IF ANY, ASSESSED PURSUANT TO CHAPTER 3.5 COMMENCING WITH SECTION 75 OF THE CALIFORNIA REVENUE AND TAXATION CODE. (NOT PLOTTABLE)
3. THE FACT THAT THE LAND LIES WITHIN THE BOUNDARIES OF THE FESTIVAL DISTRICT REDEVELOPMENT PROJECT AREA, AS DISCLOSED BY THE INSTRUMENT RECORDED SEPTEMBER 11, 1995, AS INSTRUMENT NO. 1995-245279 OF OFFICIAL RECORDS. (NOT PLOTTABLE)
4. ANY FACTS, RIGHTS, INTERESTS OR CLAIMS WHICH WOULD BE DISCLOSED BY A CORRECT ALTA/ACSM SURVEY. (NOT PLOTTABLE)
5. RIGHTS OF PARTIES IN POSSESSION. (NOT PLOTTABLE)

LEGAL DESCRIPTION:

THE LAND REFERRED TO IN THIS COMMITMENT IS SITUATED IN THE CITY OF OAKLAND, COUNTY OF ALAMEDA, STATE OF CALIFORNIA, AND IS DESCRIBED AS FOLLOWS:

BEGINNING AT THE INTERSECTION OF THE NORTHEASTERN LINE OF 13TH STREET WITH THE SOUTHEASTERN LINE OF ALICE STREET, RUNNING THENCE ALONG SAID SOUTHEASTERN LINE OF ALICE STREET, NORTH 23° 17' EAST, THE BEARING OF NORTH 23° 17' EAST BEING TAKEN FOR THE PURPOSE OF NOMINAL THIS DESCRIPTION AND FEET TO THE SOUTHWESTERN LINE OF 14TH STREET; THENCE ALONG THE LAST MENTIONED LINE SOUTH 67° 45' EAST 300.45 FEET TO THE NORTHWESTERN LINE OF JACKSON STREET; THENCE ALONG THE LAST MENTIONED LINE SOUTH 26° 15' WEST 300 FEET TO EAST NORTH EASTERN LINE OF 13TH STREET; THENCE ALONG THE LAST MENTIONED LINE NORTH 68° 45' WEST 307.1887 TO THE POINT OF BEGINNING.

BASIS OF BEARINGS:

THE BEARING OF NORTH 67°45'00" EAST ALONG THE NORTHEASTERLY RIGHT OF WAY LINE OF 13TH STREET AS DESCRIBED IN THAT CORPORATION GRANT DEED, DOCUMENT NUMBER 1982-142838 FILED FOR RECORD ON SEPTEMBER 27, 1982, SAN MATEO COUNTY RECORDS, WAS TAKEN AS THE BASIS OF BEARINGS FOR THIS MAP.

ALTA SURVEY NOTES:

1. THE BOLD TYPE COMMENTS ARE ADDED BY THE PROFESSIONAL LAND SURVEYOR.
2. ALL DISTANCES AND DIMENSIONS ARE IN FEET, AND DECIMALS THEREOF.
3. DIMENSIONAL TIES TO IMPROVEMENTS ARE NOT TO BE USED TO LINE PROPERTY LINES UNLESS NOTED.
4. ANGLES OUT AT SHOWN ON THIS SURVEY INDICATE THE DEFENCE WIDTH OF OUTSIDE OF THE SUBJECT PROPERTY OR EASEMENT.
5. THE DATE OF THE FIELD SURVEY WAS PERFORMED ON MAY 29, 2015.
6. THE TOTAL AREA OF LANDS UNDER THE DISTINCTIVE OWNERSHIP (ALL) = 1.378 ACRES±.

SURVEYOR'S STATEMENT:

THIS IS TO CERTIFY TO WP WEST ACQUISITIONS, L.L.C., A GEORGIA LIMITED LIABILITY COMPANY AND FIRST AMERICAN TITLE INSURANCE COMPANY THAT THIS MAP OR PLAT AND THE SURVEY ON WHICH IT IS BASED WERE MADE IN ACCORDANCE WITH THE "MINIMUM STANDARD DETAIL REQUIREMENTS FOR ALTA/ACSM LAND TITLE SURVEYS", JOINTLY ESTABLISHED AND ADOPTED BY ALTA AND NSPS IN 2011, AND INCLUDE OPTIONAL ITEMS 1, 2, 3, 4, 6(a), 6(b), 7(a), 7(b)(1), 7(c), 8, 9, 10(a), 11(a), 13, 14, 15, 16, 17, 18, 19(a), AND 21, OF TABLE A THEREOF.

PRELIMINARY

REVISED ITEM PLS WADE — 07/27/2015 DATED

BKF Engineers / Surveyors / Planners
1646 North California Blvd, Suite 300
Walnut Creek, CA 94596
(925) 940-2200 Fax (925) 940-2211

A.L.T.A. / A.C.S.M. LAND TITLE SURVEY
OF THE LANDS OF
WP WEST ACQUISITIONS, L.L.C., A GEORGIA LIMITED LIABILITY COMPANY
CITY OF OAKLAND — COUNTY OF ALAMEDA — STATE OF CALIFORNIA

Drawing Number: ALTA
1 of 1

# 226 13TH STREET - SCHEMATIC DESIGN

## ONE LOT SUBDIVISION FOR CONDOMINIUM PURPOSES

## 262 RESIDENTIAL CONDOMINIUMS AND 6 COMMERCIAL CONDOMINIUMS

### CITY OF OAKLAND, ALAMEDA COUNTY, CALIFORNIA

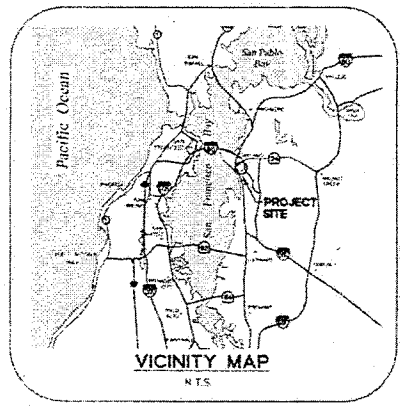


VICINITY MAP
N.T.S.

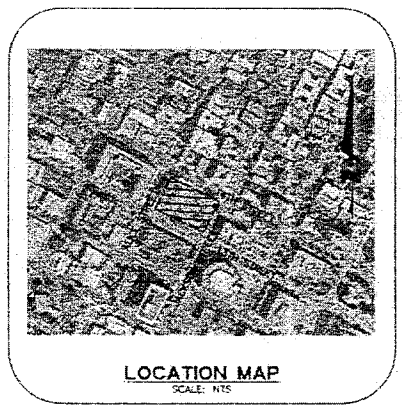

LOCATION MAP
SCALE: NTS

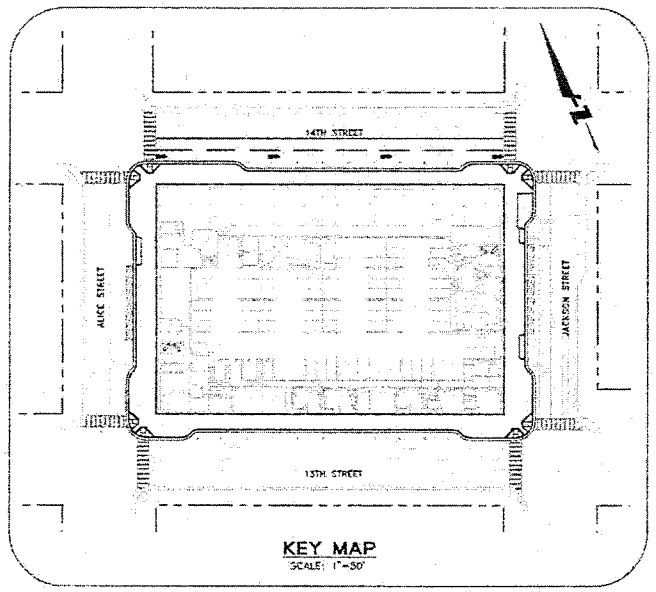


KEY MAP
SCALE: 1"=50'

**APPLICANT**
BRIAN PIANCA
WP WEST ACQUISITIONS, LLC
20 SUNNYSIDE DRIVE, SUITE B
MILL VALLEY, CA 94941
415.888.6622

**LANDSCAPE ARCHITECT**
DAMO MEYER
MEYER & SILBERBERG
1101 8TH STREET, SUITE 202
BERKELEY, CA 94710
(510)559-2972

**BASIS OF BEARINGS**
THE BEARING OF NORTH 63°45'00" EAST ALONG THE NORTHEASTERLY RIGHT OF WAY LINE OF 13TH STREET AS DESCRIBED IN THAT CORPORATION GRANT DEED, DOCUMENT NUMBER 1982-142838, FILED FOR RECORD ON SEPTEMBER 21, 1982, ALAMEDA COUNTY RECORDS, WAS TAKEN AS THE BASIS OF BEARINGS FOR THIS MAP.

**OWNER**
WP WEST ACQUISITIONS, LLC
20 SUNNYSIDE DRIVE, SUITE B
MILL VALLEY, CA 94941

**CIVIL ENGINEER**
MIKE O'CONNELL, PE
BKF ENGINEERS
150 CALIFORNIA STREET, SUITE 650
SAN FRANCISCO, CA 94111
415.930.7900

**ARCHITECT**
PETER WALLER, PRINCIPAL
PYATOK
1611 TELEGRAPH AVENUE, SUITE 200
OAKLAND, CA 94612
510.465.7010

**BENCHMARK**
CITY OF OAKLAND BENCHMARK NO. 3093 – A CUT SQUARE, AT THE SOUTH RETURN AT THE SOUTHEASTERN CORNER OF 13TH STREET AND OAK STREET, ELEVATION 20.220 FEET. ALL ELEVATIONS SHOWN HEREON ARE BASED UPON THE CITY OF OAKLAND BENCHMARK SYSTEM.

**PURPOSE**
SUBDIVIDE SUBJECT SITE WITH 268 RESIDENTIAL CONDOMINIUM UNITS AND 6 COMMERCIAL UNITS.

**SHEET INDEX**


| SHEET NO. | DESCRIPTION |
|---|---|
| C1.01 | TITLE SHEET |
| C2.01 | EXISTING SITE AND BOUNDARY PLAN |
| C3.01 | PRELIMINARY SITE PLAN |
| C4.01 | PRELIMINARY GRADING PLAN |
| C5.01 | PRELIMINARY STORMWATER CONTROL PLAN |
| C6.01 | PRELIMINARY UTILITY PLAN |
| C7.01 | CROSS SECTIONS |
| C8.01 | EROSION CONTROL PLAN |


**ABBREVIATIONS**

| | | | |
|---|---|---|---|
| Δ | DELTA | L | LENGTH |
| AB | AGGREGATE BASE | LNDSCP | LANDSCAPE |
| AC | ASPHALT CONCRETE | LF | LINEAR FEET |
| AD | AREA DRAIN | LIP | LIP OF GUTTER |
| B/W | BACK OF WALK | LID | LOW IMPACT DEVELOPMENT |
| BFP | BACKFLOW PREVENTER | LT | LIGHT |
| BLDG | BUILDING | N | NORTH |
| BTM | BOTTOM | OH | OVERHEAD |
| BVCE | BEGIN VERTICAL CURVE ELEVATION | OR, OP | OFFICIAL RECORD |
| BVCS | BEGIN VERTICAL CURVE STATION | PERF | PERFORATED |
| C&G | CURB AND GUTTER | PG&E | PACIFIC GAS & ELECTRIC |
| CB | CATCH BASIN | PL | PROPERTY LINE |
| CMP | CONCRETE CYLINDER PIPE | PR | PROPOSED |
| CL | CENTER LINE | PVC | POLYVINYL CHLORIDE |
| CONC | CONCRETE | R | RADIUS |
| CTV | CABLE TELEVISION | RCP | REINFORCED CONCRETE PIPE |
| DCDA | DOUBLE CHECK DETECTOR ASSEMBLY | S | SOUTH |
| DOC | DOCUMENT | SW | SIDEWALK |
| DR | DOOR | SAD | SEE ARCHITECTURAL DRAWINGS |
| DW | DOMESTIC WATER | SD | STORM DRAIN |
| DWY | DRIVEWAY | SDAD | STORM DRAIN AREA DRAIN |
| E | EAST, ELECTRIC | SDCO | STORM DRAIN CLEANOUT |
| EG | EXISTING GROUND | SDDI | STORM DRAIN DROP INLET |
| ELEC | ELECTRIC | SDMH | STORM DRAIN MANHOLE |
| ELEV | ELEVATION | SLP | SEE LANDSCAPE PLANS |
| EP | EDGE OF PAVEMENT | SS | SANITARY SEWER |
| EASMT | EASEMENT | SSCO | SANITARY SEWER CLEANOUT |
| EVCE | END VERTICAL CURVE ELEVATION | SSMH | SANITARY SEWER MANHOLE |
| EVCS | END VERTICAL CURVE STATION | ST | STREET |
| EX | EXISTING | STA | STATION |
| FDC | FIRE DEPARTMENT CHECK | TBR | TO BE RETAINED |
| FF | FINISHED FLOOR | TC | TOP OF CURB |
| FG | FINISHED GRADE | TEL | TELEPHONE |
| FH | FIRE HYDRANT | TTC | THEORETICAL TOP OF CURB |
| FL | FLOWLINE | TWELL | TREE WELL |
| FNC | FENCE | TYP | TYPICAL |
| FT | FEET | VC | VERTICAL CURVE |
| FW | FIRE WATER | VERT | VERTICAL |
| GND | GROUND | W | WEST |
| GR | GRATE | WM | WATER METER |
| HORIZ | HORIZONTAL | WV | WATER VALVE |
| INV | INVERT | W/ | WITH |
| IRR | IRRIGATION | | |

**LEGEND**

| | PROPOSED | EXISTING |
|---|---|---|
| LOT LINE | | |
| CONTOUR LINE | | |
| FENCE | | |
| STORM DRAIN (SDR 35 PVC) | | |
| SANITARY SEWER (SDR 35 PVC) | | |
| WATER MAIN (C900 PVC) | | |
| FIRE WATER MAIN (C900 PVC) | | |
| GAS LINE | GAS | |
| JOINT TRENCH | | |
| SANITARY SEWER CLEANOUT | | |
| SANITARY SEWER MANHOLE | | |
| STORM DRAIN AREA DRAIN | | |
| STORM DRAIN CLEANOUT | | |
| STORM DRAIN MANHOLE | | |
| STORM INLET | | |
| STORM DRAIN CATCH BASIN | | |
| WATER VALVE | | W |
| FIRE HYDRANT | | |
| DETECTOR CHECK & METER | | |
| FIRE DEPARTMENT CONNECTION | | |
| COMPOUND METER | | |
| CAP | | |

PYATOK
1611 TELEGRAPH AVE, SUITE 200
OAKLAND, CA 94612
510.465.7010 P | 510.465.7087 F
www.pyatok.com

Owner/Client:
BKF Engineers
150 California Street, Suite 650
San Francisco, CA 94111

Mayer + Silberberg
1101 8th Street, Suite 202
Berkeley, CA 94710

# 14TH AND ALICE

226 13TH STREET, OAKLAND, CA 94612

WP WEST ACQUISITIONS, LLC
20 SUNNYSIDE AVE, SUITE B
MILL VALLEY, CA 94941

| | |
|---|---|
| PLANNING APPLICATION SUBMITTAL | 11.17.2016 |
| DESIGN REVIEW APPLICATION | 12.22.2017 |
| DESIGN REVISION APPLICATION | 4.4.2018 |
| DESIGN REVISION | 7.30.2018 |
| PLANNING COMMISSION PRESENTATION | 09.05.2018 |

TITLE SHEET

JOB NUMBER: 2016.01
DATE: 09/05/18
SCALE: AS NOTED




C1.01

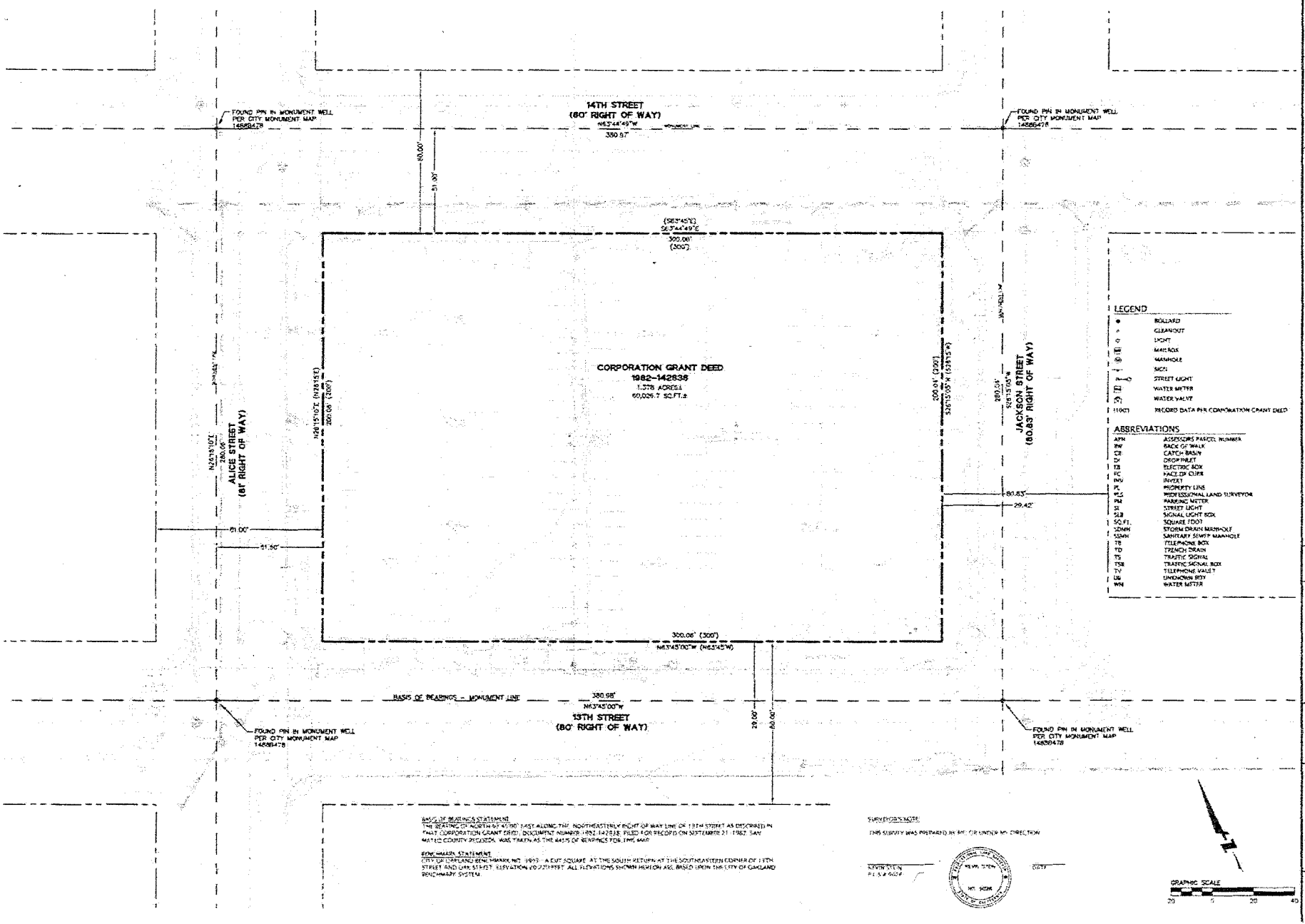


BASIS OF BEARINGS STATEMENT
THE BEARING OF NORTH 63°45'00" EAST ALONG THE NORTHEASTERLY RIGHT OF WAY LINE OF 13TH STREET AS DESCRIBED IN THAT CORPORATION GRANT DEED, DOCUMENT NUMBER 1982-142838, FILED FOR RECORD ON SEPTEMBER 21, 1982, SAN MATEO COUNTY RECORDS, WAS TAKEN AS THE BASIS OF BEARINGS FOR THIS MAP.

BENCHMARK STATEMENT
CITY OF OAKLAND BENCHMARK NO. 1993 – A CUT SQUARE AT THE SOUTH RETURN AT THE SOUTHEASTERN CORNER OF 13TH STREET AND OAK STREET. ELEVATION 20.22 FEET. ALL ELEVATIONS SHOWN HEREON ARE BASED UPON THE CITY OF OAKLAND BENCHMARK SYSTEM.

SURVEYOR'S NOTE
THIS SURVEY WAS PREPARED BY ME OR UNDER MY DIRECTION

KEVIN STEIN
P.L.S. # 9028

DATE

PYATOK
1611 TELEGRAPH AVE., SUITE 200
OAKLAND, CA 94612
510 465 7012 p | 510 465 8575 f
www.pyatok.com

Consultants:
BKF Engineers
150 California Street, Suite 600
San Francisco, CA 94111
Meyer + Silberberg
1101 8th Street, Suite 202
Berkeley, CA 94710

# 14TH AND ALICE
226 13TH STREET, OAKLAND, CA 94612

WP WEST ACQUISITIONS, LLC
20 SUNNYSIDE AVE., SUITE B
MILL VALLEY, CA 94941

EXISTING SITE AND BOUNDARY PLAN

JOB NUMBER
DATE
SCALE AS NOTED

PRELIMINARY NOT FOR CONSTRUCTION

C2.01

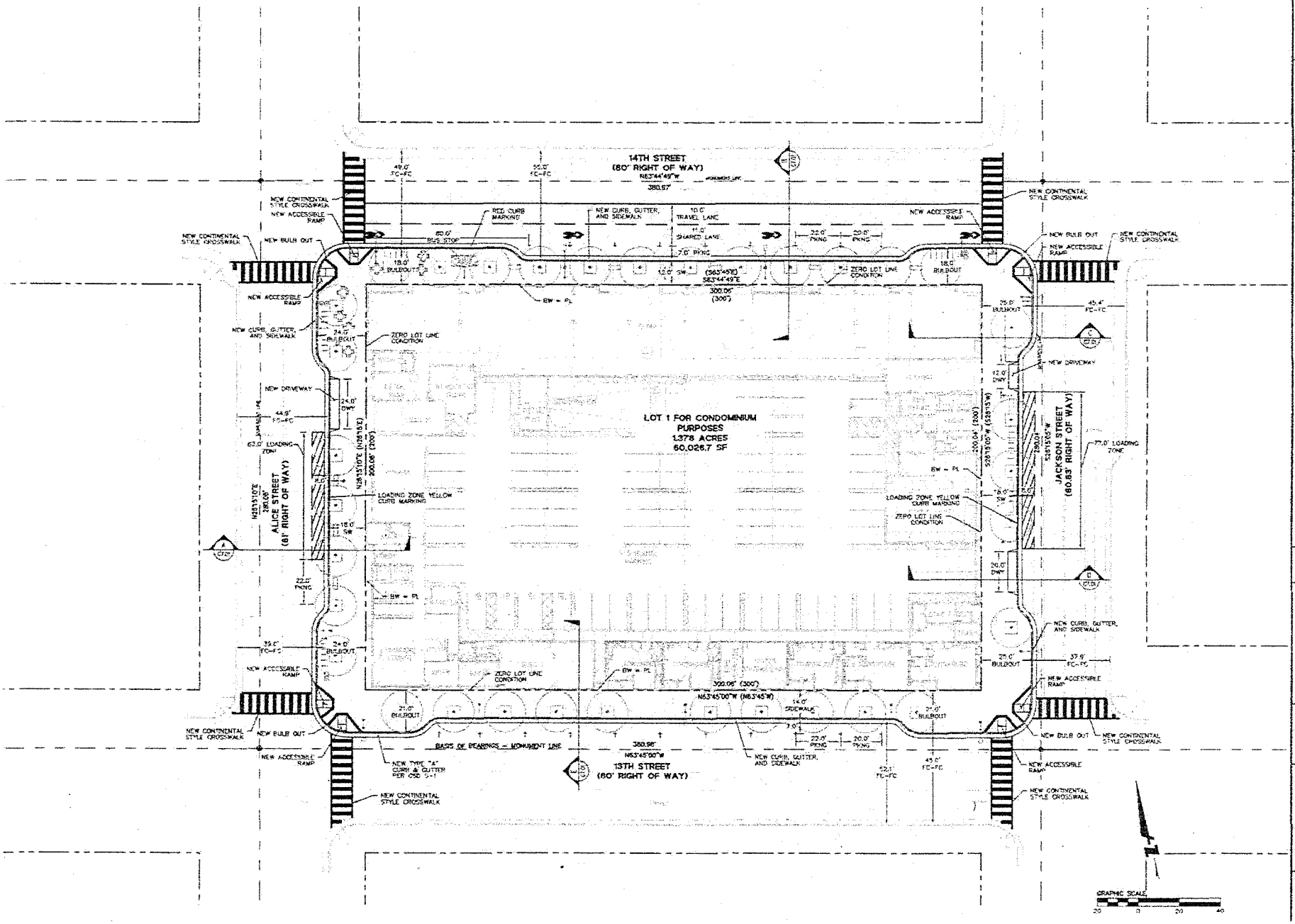


PYATOK

14TH AND ALICE

226 13TH STREET, OAKLAND, CA 94612

PRELIMINARY SITE PLAN

C3.01

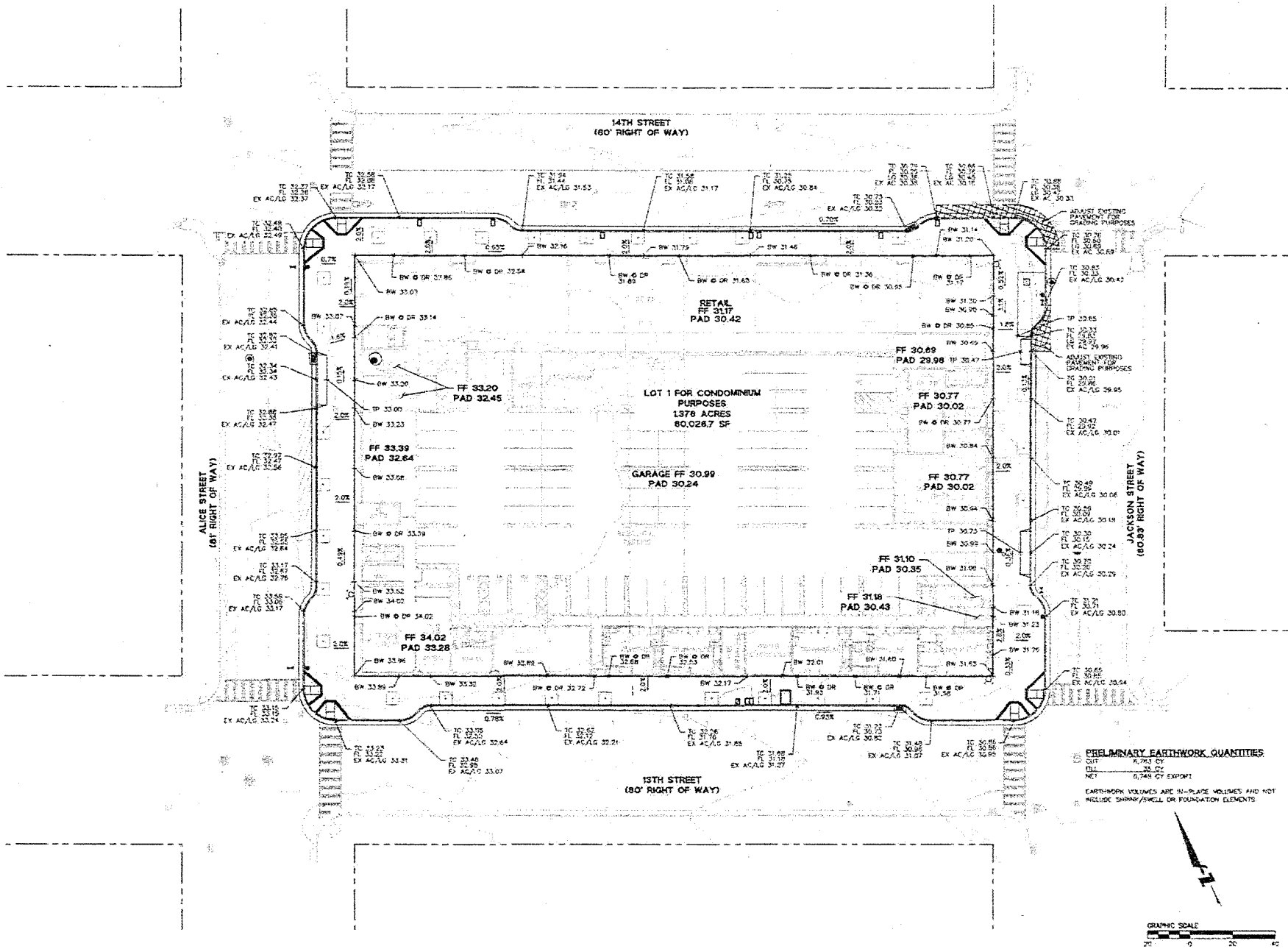


PYATOK

3111 TELEGRAPH AVE SUITE 200
OAKLAND, CA 94609

510.653.7510 p 510.488.3870 f
www.pyatok.com

Consultants

BKF Engineers
150 Cadillac Street, 2nd Floor
San Francisco, CA 94111

Meyer + Silberberg
1121 San Antonio Street, Suite 202
Oakland, CA 94607

# 14TH AND ALICE

226 13TH STREET, OAKLAND, CA 94612

BP WEST ACQUISITIONS, LLC
20 DUNBARTON AVE, SUITE B
GREEN VALLEY, CA 94945

| | |
|---|---|
| CONDITIONAL USE PERMIT SUBMITTAL | 07.17.2020 |
| 1ST CONDITIONAL USE PERMIT COMMENTS | 11.23.2020 |
| 2ND CONDITIONAL USE PERMIT SUBMITTAL | 12.18.2020 |
| DESIGN REVIEW SUBMITTAL | 04.30.2021 |
| PLANNING COMMISSION SUBMITTAL | 05.26.2021 |

PRELIMINARY
GRADING PLAN

JOB NUMBER: 20-0111
DATE: 05.26.2021
SCALE: 1" = 20'

C4.01

## LEGEND

ROOF OR PODIUM (IMPERVIOUS AREA)

LANDSCAPE (PERVIOUS AREA)

## PEAK FLOW REDUCTION DUE TO NEW PERVIOUS AREA

EXISTING IMPERVIOUS SURFACE 39,582 SF
EXISTING PERVIOUS SURFACE 444 SF

PROPOSED IMPERVIOUS SURFACE 31,956 SF
PROPOSED PERVIOUS SURFACE 8,070 SF

Qexi = CiA
= (0.85)(2.47"/HR)(1.38 AC)
Qexi = 3,04 CFS

Qnew = CiA
= (0.79)(2.47"/HR)(1.38 AC)
Qnew = 2.70 CFS

PERCENT REDUCTION IN PEAK FLOW
% REDUCTION = 100*(3.04-2.45)/3.04 = 19.5%
ADDITIONAL REDUCTION = 25% - 19.5% = 5.5%

## CISTERN SIZING

| | | |
|---|---|---|
| Existing Peak Runoff | 3.04 | cfs |
| Proposed Peak Runoff (before cistern) | 2.70 | cfs |
| Peak Flow Reduction | 0.34 | cfs |
| Peak Flow Reduction | 11.2 | % |

## STORMWATER COMPLIANCE DATA

PER THE MUNICIPAL REGIONAL STORMWATER PERMIT ORDER NO. 92-0074, TRANSIT-ORIENTED DEVELOPMENT PROJECTS ARE ELIGIBLE FOR LOW IMPACT DESIGN TREATMENT REDUCTION CREDITS. THE LID TREATMENT REDUCTION CREDIT IS THE MAXIMUM PERCENTAGE OF THE AMOUNT OF RUNOFF THAT MAY BE TREATED WITH EITHER "FREE-BOX-TYPE" WITH FLOW-RATE REGULATORS OR VAULT-BASED HIGH FLOW-RATE MEDIA FILTERS. THIS PROJECT IS CLASSIFIED AS A CATEGORY B SPECIAL PROJECT AS A MIXED-USE DEVELOPMENT AND QUALIFIES FOR A TOTAL LID TREATMENT REDUCTION CREDIT OF 100% AS DESCRIBED BELOW.

SPECIAL PROJECT CATEGORY "B"

a. THE PROJECT IS DECLARED AS A DEVELOPMENT INTEREST AS PART OF THE LAKE MERRITT STATION AREA PLAN WITH THE OBJECTIVE TO INCREASE NON-AUTOMOBILE MODES OF TRANSPORTATION AND REDUCE AUTO USE.

b. THE PROJECT IS LOCATED IN THE CENTRAL BUSINESS DISTRICT ON THE GENERAL PLAN.

c. THE PROJECT WILL REPLACE GREATER THAN ONE-HALF ACRE, BUT LESS THAN 2 ACRES OF IMPERVIOUS SURFACE AREA.

d. THE PROJECT PROPOSES ONLY GARAGED PARKING ON-SITE.

e. AT LEAST 90% OF THE ENTIRE PROJECT WILL BE COVERED BY A PERMANENT STRUCTURE, AND THE REMAINING WILL BE USED FOR PEDESTRIAN ACCESS, PARKING ENTRANCE, AND TRASH STORAGE.

DENSITY OF DEVELOPMENT CREDIT
100% TREATMENT REDUCTION CREDIT FOR A DENSITY GREATER THAN F.A.R. OF 4.0. THE PROJECT PROPOSES A F.A.R. OF 8.91.

| | | |
|---|---|---|
| Total Area | 1.38 | Acres |
| Total Area | 60,181 | SF |
| Impervious Area | 43,982 | SF |
| Impervious Runoff Coefficient | 0.90 | |
| Pervious Area | 16,199 | SF |
| Pervious Runoff Coefficient | 0.15 | |
| Composite Runoff Coefficient | 0.79 | |
| Rainfall Intensity | 2.47 | in/hr |
| Peak Flow Rate | 2.70 | cfs |
| Water Quality Flow Rate | 0.21K | cfs |
| Water Quality Flow Rate | 96 | gpm |
| Low Impact Condition Flow Capacity | 150 | gpm |
| # of Cartridges | 10 | each |
| Stormwater Structure Size | 24" Dia | |

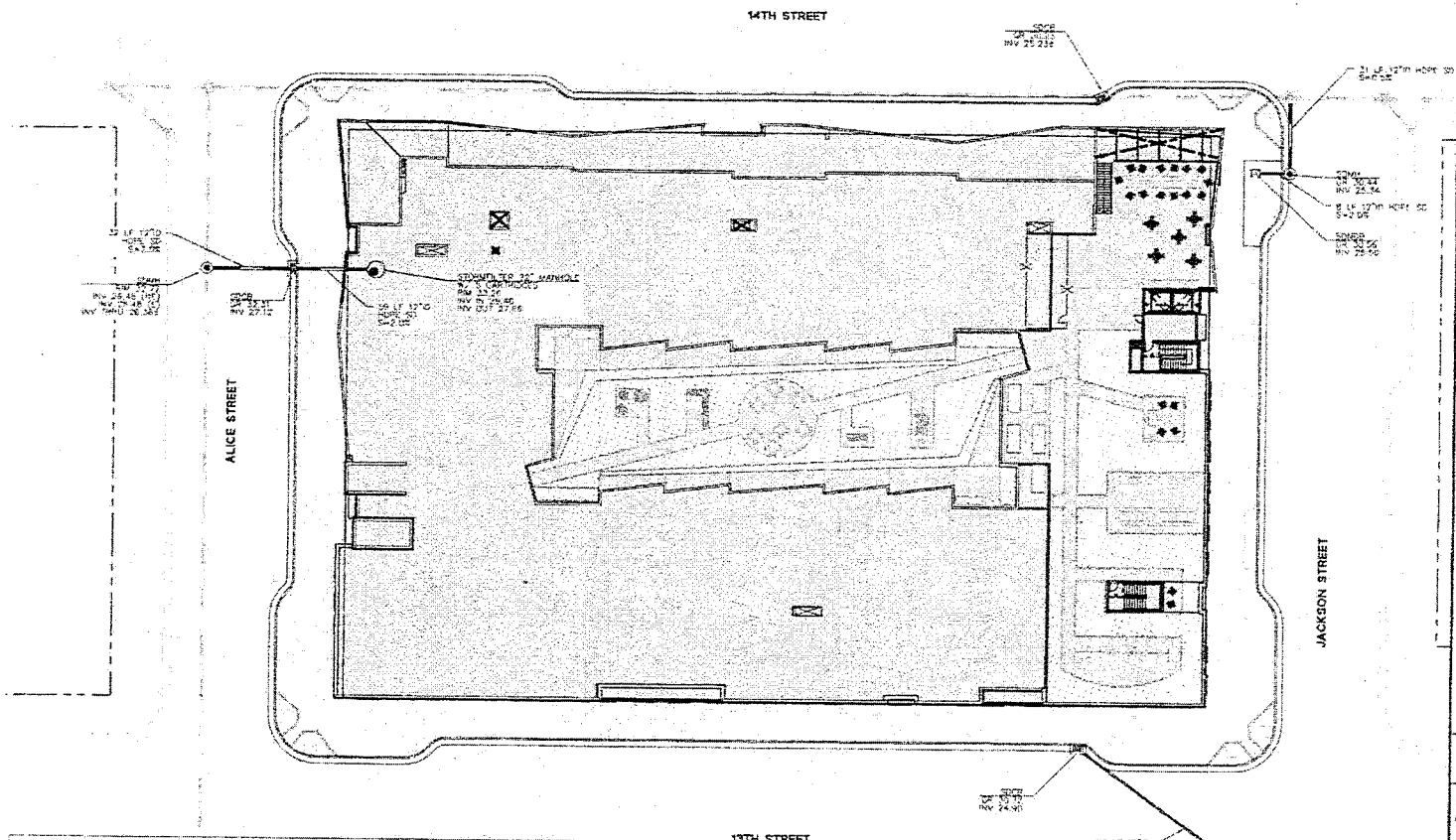





1 — STORMFILTER MANHOLE

GRAPHIC SCALE
20 0 20 40

PYATOK
1611 TELEGRAPH AVE, 7TH FLOOR
OAKLAND, CA 94612
510.465.2070 p | 510.465.2573 f
www.pyatok.com

Consultant:
BKF Engineers
150 California Street, Suite 600
San Francisco, CA 94111

Meyer + Silberberg
1181 8th Street, Suite 200
Berkeley, CA 94710

# 14TH AND ALICE

226 13TH STREET, OAKLAND, CA 94612

WP WEST ACQUISITIONS LLC
20 SUNNYSIDE AVE, SUITE B
MILL VALLEY, CA 94941

PRELIMINARY STORMWATER CONTROL PLAN

C5.01

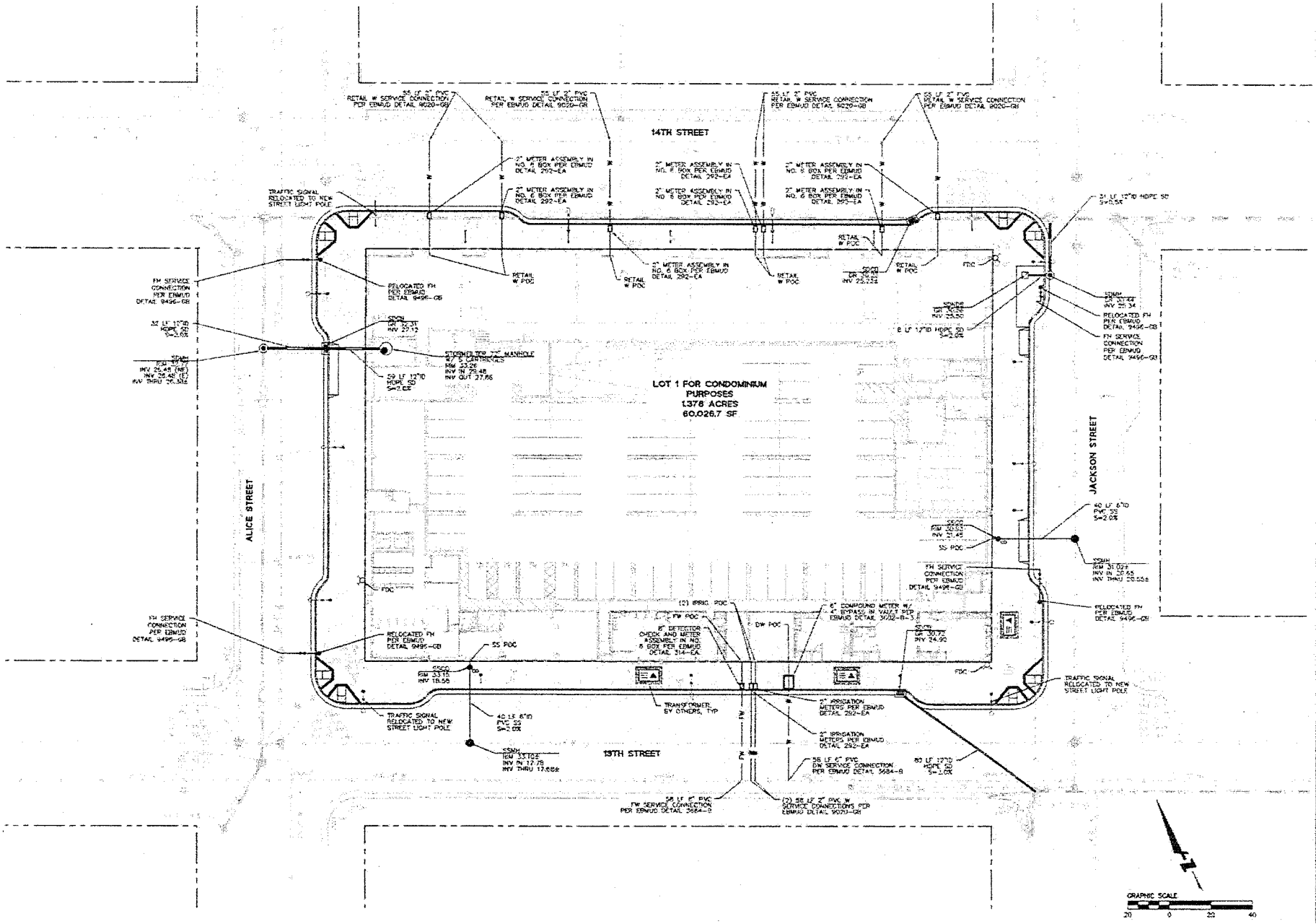


PYATOK

Consultants

BKF Engineers

Meyer + Silberberg

# 14TH AND ALICE

226 13TH STREET, OAKLAND, CA 94612

PRELIMINARY UTILITY PLAN

C6.01

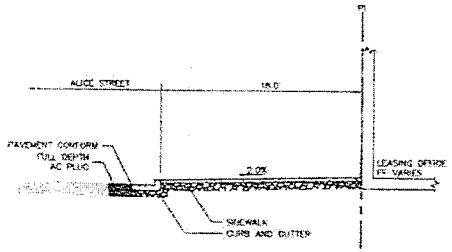


A — SECTION AT ALICE STREET
1"=5'

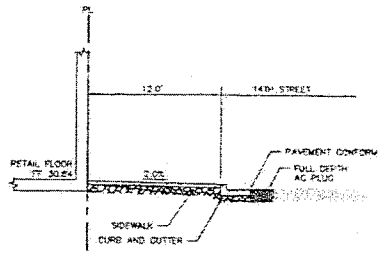


B — SECTION AT 14TH STREET
1"=5'

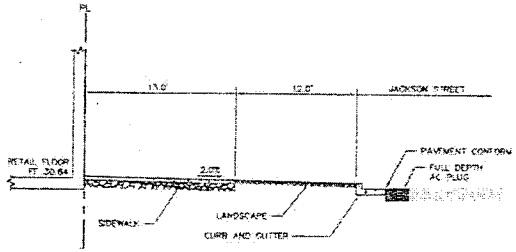


C — SECTION AT JACKSON STREET BULB OUT
1"=5'

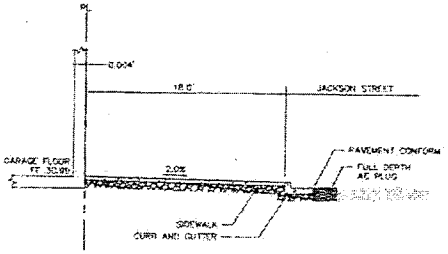


D — SECTION AT JACKSON STREET
1"=5'

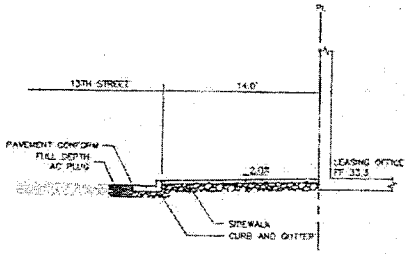


E — SECTION AT 13TH STREET
1"=5'

PYATOK
[illegible]
OAKLAND, CA 94612
[illegible]
[illegible]
Owner
BXP Engineering
150 California Street Suite 600
San Francisco, CA 94111
Mayer + Silberberg
1221 4th Street Suite 202
Berkeley, CA 94710
BXP WEST SCIENCE/TECH LLC
201 SUNNYSIDE AVE, SUITE B
MILL VALLEY, CA 94941

14TH AND ALICE
226 13TH STREET, OAKLAND, CA 94612

CONSULTANT / AGENCY SUBMITTAL — 11/17/2021
DESIGN REVIEW APPLICATION — 11/17/2021
ENVIRONMENTAL APPLICATION — 11/17/2021
PLANNING SUBMITTAL — 06/30/2022
PLANNING COMMISSION SUBMITTAL — 09/14/2022

CROSS SECTIONS

JOB NUMBER — 21-0207
DATE — 11.17.2021
SCALE — AS NOTED

ISSUED FOR CONSTRUCTION

C7.01

PYATOK

226 13TH STREET, OAKLAND, CA 94612

# 14TH AND ALICE

EROSION CONTROL PLAN

C8.01

EROSION CONTROL LEGEND

- INLET PROTECTION
- FIBER ROLL
- STABILIZED CONSTRUCTION ENTRANCE/EXIT
- CONSTRUCTION FENCE

GRAPHIC SCALE

JACKSON STREET
(80.83' RIGHT OF WAY)

14TH STREET
(80' RIGHT OF WAY)

LOT 1 FOR CONDOMINIUM PURPOSES
1.378 ACRES
60,026.7 SF

CONSTRUCTION ENTRANCE

FIBER ROLL, TYP

CONSTRUCTION FENCE, TYP

13TH STREET
(80' RIGHT OF WAY)

ALICE STREET
(81' RIGHT OF WAY)

INLET PROTECTION, TYP

## SHEET TITLES

| | |
|---|---|
| L0.00 | NOTES AND LEGEND |
| L1.01 | STREETSCAPE MATERIALS AND PLANTING PLAN |
| L1.02 | LEVEL 2 LANDSCAPE MATERIALS AND PLANTING PLAN |
| L1.04 | ROOF LANDSCAPE MATERIALS AND PLANTING PLAN |
| L3.10 | LANDSCAPE REFERENCE IMAGES |

## NOTES

1. PLANS AND SPECIFICATIONS FOR BIDDING ONLY. NOT FOR CONSTRUCTION. REFER TO SPECIFICATIONS FOR ADDITIONAL REQUIREMENTS.
2. IT IS THE CONTRACTOR'S RESPONSIBILITY TO OBTAIN COPIES OF CURRENT SPECIFICATIONS AND DRAWINGS OF PUBLIC AND PRIVATE AGENCIES.
3. ALL WORK TO BE PERFORMED IN ACCORDANCE WITH APPLICABLE LAWS, CODES AND REGULATIONS. ALL REQUIRED INSPECTIONS AND PERMITS SHALL BE PROVIDED BY CONTRACTOR. NOTIFY THE APPROPRIATE INDIVIDUAL OR AGENCY TWO (2) WORKING DAYS PRIOR TO THE TIME THAT THE CONTRACTOR WISHES THE INSPECTIONS BE MADE.
4. REPORT DISCREPANCIES IN DRAWINGS OR SPECIFICATIONS TO THE LANDSCAPE ARCHITECT FOR CLARIFICATIONS AND ADJUSTMENTS BEFORE COMMENCING WORK. ANY DEVIATIONS OR CHANGES IN THESE DRAWINGS WITHOUT WRITTEN ACCEPTANCE OF THE LANDSCAPE ARCHITECT SHALL ABSOLVE THE LANDSCAPE ARCHITECT OF ANY AND ALL RESPONSIBILITY OF SAID DEVIATION OR CHANGE.
5. WRITTEN DIMENSIONS TAKE PRECEDENCE OVER SCALED DIMENSIONS.
6. REFER TO ARCHITECTURAL, CIVIL AND ELECTRICAL DRAWINGS FOR ADDITIONAL INFORMATION AND REQUIREMENTS.
7. PROTECT EXISTING UTILITY SURFACE FACILITIES TO REMAIN SUCH AS VAULTS, VALVE BOXES, HAND HOLES, METERS, POLES, ETC. DURING CONSTRUCTION UNLESS NOTED OTHERWISE.
8. EXISTING UNDERGROUND UTILITIES AND IMPROVEMENTS ARE SHOWN IN THEIR APPROXIMATE LOCATIONS BASED UPON RECORD INFORMATION AVAILABLE TO THE LANDSCAPE ARCHITECT AT THE TIME OF PREPARATION OF THESE PLANS. LOCATIONS MAY NOT HAVE BEEN VERIFIED IN THE FIELD AND NO GUARANTEE IS MADE AS TO THE ACCURACY OR COMPLETENESS OF THE INFORMATION SHOWN. THE EXACT LOCATION AND ELEVATION OF UTILITIES SHALL BE DETERMINED BY THE CONTRACTOR. CONTRACTOR SHALL ALSO ASCERTAIN WHETHER ANY ADDITIONAL FACILITIES OTHER THAN SHOWN ON THE PLANS MAY BE PRESENT.
9. EXISTING ELEVATIONS OF SOILS AND SURFACE CIVIL STRUCTURES ARE SHOWN IN THEIR APPROXIMATE LOCATIONS BASED UPON THE INFORMATION PROVIDED TO THE LANDSCAPE ARCHITECT AT THE TIME OF PREPARATION OF THESE DRAWINGS. ELEVATIONS AND LOCATIONS MAY NOT HAVE BEEN VERIFIED IN THE FIELD. THE LANDSCAPE ARCHITECT MAKES NO REPRESENTATION AS TO THE ACCURACY OR COMPLETENESS OF THE LOCATION OF EXISTENCE OR NONEXISTENCE OF ANY UNDERGROUND UTILITIES OR STRUCTURES WITHIN THE LIMITS OF THE PROJECT. THE CONTRACTOR AGREES TO ASSUME LIABILITY AND TO HOLD OWNER, ARCHITECT, LANDSCAPE ARCHITECT, ENGINEER AND CITY HARMLESS FOR ANY DAMAGES RESULTING FROM THE EXISTENCE OF UNDERGROUND UTILITIES OR STRUCTURES NOT OF RECORD OR NOT SHOWN ON THESE PLANS. THE CONTRACTOR IS REQUIRED TO TAKE DUE PRECAUTIONARY MEASURES TO PROTECT THE UTILITIES OR STRUCTURES SHOWN AND ANY OTHER UTILITIES OR STRUCTURES FOUND AT THE SITE. THE EXACT LOCATIONS AND ELEVATIONS SHALL BE PROVIDED BY THE CONTRACTOR PRIOR TO CONSTRUCTION.
10. CONTACT USA AT (800) 227-2600 AT LEAST TWO (2) WORKING DAYS IN ADVANCE OF CONSTRUCTION TO ASSURE THAT ALL EXISTING UTILITIES HAVE BEEN INDICATED. VERIFY AND CLEARLY MARK UTILITY LOCATIONS PRIOR TO COMMENCING WORK. COSTS INCURRED AS A RESULT OF CONTRACTOR'S FAILURE TO VERIFY LOCATIONS OF EXISTING UTILITIES PRIOR TO BEGINNING OF CONSTRUCTION SHALL BE BORNE BY THE CONTRACTOR.
11. PROTECT EXISTING WATER, SEWER, DRAINAGE, AND TELEPHONE MAINLINES AND SERVICES THAT ARE TO REMAIN IN PLACE FROM DAMAGE.
12. IF LIVE UTILITIES ARE ENCOUNTERED, NOT INDICATED PREVIOUSLY, PROTECT THE SAME FROM DAMAGE AND IMMEDIATELY NOTIFY THE OWNER'S REPRESENTATIVE AND THE AFFECTED UTILITY PROVIDER. DO NOT PROCEED UNTIL FURTHER INSTRUCTIONS ARE RECEIVED.
13. ALL EARTHWORK AND AGGREGATE BASEWORK SHALL BE PERFORMED IN ACCORDANCE WITH GEOTECHNICAL RECOMMENDATIONS.
14. MAKE TRANSITIONS BETWEEN CHANGES IN PAVING SMOOTH AND GRADUAL WITH NO SHARP OR ABRUPT CHANGES UNLESS SHOWN OTHERWISE.
15. PITCH IN DRAIN PIPES SHALL BE CONSTANT FROM INVERT ELEVATION TO INVERT ELEVATION.
16. OBTAIN AESTHETIC ACCEPTANCE OF ROUGH GRADING PRIOR TO AMENDING SOIL.
17. OBTAIN AESTHETIC ACCEPTANCE OF FINE GRADING PRIOR TO PLANTING.
18. RIM ELEVATIONS ARE APPROXIMATE. INSTALL RIMS EVEN WITH AND AT THE SAME SLOPES AS PAVING FINISHED SURFACE OR PLANTING AREA SOIL FINISHED GRADES.
19. OBTAIN ACCEPTANCE OF HORIZONTAL ALIGNMENT OF ELEMENTS IN THE FIELD PRIOR TO INSTALLATION.
20. PLANT LOCATIONS TAKE PRECEDENCE OVER IRRIGATION VALVE BOX LOCATIONS. MOVE INSTALLED IRRIGATION VALVE BOXES CONFLICTING WITH ACCEPTED PLANT LOCATIONS.

## ABBREVIATIONS

| | |
|---|---|
| AP | AGGREGATE PAVING |
| @ | AT |
| AC | ASPHALTIC CONCRETE |
| AD | AREA DRAIN |
| ARCH | ARCHITECTURAL DRAWINGS |
| B & B | BALL AND BURLAP |
| BC | BOTTOM OF CURB |
| BLDG | BUILDING |
| BS | BOTTOM OF STEP |
| BW | BOTTOM OF WALL |
| CA | CONSTANT ARC |
| CAL | CALIPER |
| CB | CATCH BASIN |
| CH | CONCRETE HEADER |
| CIP | CAST IN PLACE |
| CJ | CONTROL JOINT |
| CL | CENTER LINE |
| CLR | CLEARANCE |
| CO | CLEAN OUT |
| COJ | CONSTRUCTION JOINT |
| CONC | CONCRETE |
| CONT | CONTINUOUS |
| CP | CONSTANT PITCH |
| CUP | CONCRETE UNIT PAVER |
| CWAD | COORDINATE WITH ARCHITECT'S DRAWINGS |
| CWCD | COORDINATE WITH CIVIL DRAWINGS |
| CWSD | COORDINATE WITH STRUCTURAL DRAWINGS |
| DIA | DIAMETER |
| Ø | DIAMETER |
| DI | DRAIN INLET |
| DN | DOWN |
| EA | EACH |
| EF | EACH FACE |
| EJ | EXPANSION JOINT |
| EL | ELEVATION |
| EQ | EQUAL |
| EW | EACH WAY |
| EX | EXISTING |
| FCJ | FORMED CONTROL JOINT |
| FF | FINISH FLOOR |
| FG | FINISH GRADE |
| FH | FIRE HYDRANT |
| FL | FLOW LINE |
| FO | FACE OF |
| FOW | FACE OF WALL |
| FS | FINISH SURFACE |
| GALV | GALVANIZED |
| GB | GRADE BREAK |
| GJ | GROUT JOINT |
| HH | HANDHOLE |
| HP | HIGH POINT |
| ICA | INTEGRAL COLOR ADMIXTURE |
| ID | INSIDE DIAMETER |
| IE | INVERT ELEVATION |
| LOW | LIMIT OF WORK |
| LP | LOW POINT |
| LT | LIGHT |
| MAX | MAXIMUM |
| MD | MID-DEPTH |
| MEP | MECHANICAL, ELECTRICAL AND PLUMBING |
| MFR | MANUFACTURER |
| MH | MANHOLE |
| MIN | MINIMUM |
| NIC | NOT IN CONTRACT |
| NTS | NOT TO SCALE |
| OPCI | OWNER PROVIDED, CONTRACTOR INSTALLED |
| OC | ON CENTER |
| OCEW | ON CENTER EACH WAY |
| OD | OUTSIDE DIAMETER |
| PA | PLANTING AREA |
| PED | PEDESTRIAN |
| PERF | PERFORATED |
| POC | POINT OF CONNECTION |
| PT | POINT OF TANGENCY |
| R | RADIUS |
| RB | ROOT BARRIER |
| RE | RIM ELEVATION |
| RIM | RIM ELEVATION |
| ROW | RIGHT OF WAY |
| S | SLOPE |
| SAD | SEE ARCHITECTURAL DRAWINGS |
| SCD | SEE CIVIL DRAWINGS |
| SD | STORM DRAIN |
| SED | SEE ELECTRICAL DRAWINGS |
| SGB | SUBGRADE GRADE BREAK |
| SGS | SUBGRADE SURFACE |
| SH | STEEL HEADER |
| SIM | SIMILAR |
| SJ | SCORE JOINT |
| SLD | SEE LIGHTING DRAWINGS |
| SPD | SEE PLUMBING DRAWINGS |
| SS | STAINLESS STEEL |
| SSD | SEE STRUCTURAL DRAWINGS |
| T & B | TOP AND BOTTOM |
| TB | TOP OF BAND |
| TBD | TO BE DETERMINED |
| TC | TOP OF CURB |
| TCJ | TOOLED CONTROL JOINT |
| TH | TOP OF HEADER |
| THK | THICKNESS |
| TS | TOP OF STEP |
| TYP | TYPICAL |
| TW | TOP OF WALL |
| UNO | UNLESS NOTED OTHERWISE |
| VEH | VEHICULAR |
| VIF | VERIFY IN FIELD |
| WPM | WATER PROOF MEMBRANE |
| WWF | WELDED WIRE FABRIC |
| W/ | WITH |

## GENERAL - ALL SHEETS

- SECTION / ELEVATION DETAIL
- DTL / SHT — DETAIL NUMBER / SHEET NUMBER
- ALIGN
- CENTERLINE
- BREAKLINE
- REVISION
- ENLARGED PLAN
- LIMIT OF WORK

## MATERIALS LEGEND

CONCRETE PAVING TYPE 1
CONCRETE PAVING WITH SAWCUT JOINTS
COLOR: WINTER BEIGE, INTEGRAL ADMIXTURE
FINISH: LIGHT SANDBLAST

PODIUM PAVING TYPE 1
-CUSTOM PRECAST UNIT PAVERS, 4" X 12" X 4"
-INSTALLED ON PEDESTALS

PODIUM PAVING TYPE 2
-CUSTOM PRECAST UNIT PAVERS, 6" X 12" X 4"
-INSTALLED ON PEDESTALS

ROCK MULCH
-4" DEPTH
-CRUSHED BLACK BASALT

DETECTABLE TILE
-SCD

GFRC PLANTER
-CUSTOM FABRICATION
-WIDTH VARIES, LENGTH SHOWN IN PLAN

PRIVACY FENCE
-HORIZONTAL IPE WOOD SLATS WITH PRESSURE TREATED FIR STRUCTURAL FRAMING

ANGLE IRON HEADER

TRENCH DRAIN

BIKE RACK

SPECIAL STREET LIGHT
-FIXTURE TO MATCH 'LAKE MERRITT NECKLACE OF LIGHTS'

SPECIAL PEDESTRIAN-ORIENTED LIGHT
-FIXTURE TO MATCH 'LAKE MERRITT NECKLACE OF LIGHTS'

RELOCATED STREET LIGHT

PEDESTRIAN-ORIENTED LIGHT

## PLANTING LEGEND

STREET TREE
-TYPE: GINKGO BILOBA
-SIZE: 48" BOX
-SPACING: AS SHOWN
-IRRIGATION: ALLOW BUBBLERS (2) PER TREE
-ALLOW FOR CAST IRON TREE GRATE

SCREEN PLANTING
-TYPE: PHYLLOSTACHYS AUREA
-SIZE: 15 GALLON
-SPACING: 3' OC SINGLE ROW
-IRRIGATION: NETAFIM SUBSURFACE DRIP

GROUNDCOVER PLANTING TYPE 1
-TYPE: SUCCULENT SPECIMENS
-SIZE: 1 GALLON
-SPACING: 18" OCEW
-IRRIGATION: NETAFIM SUBSURFACE DRIP

GROUNDCOVER PLANTING TYPE 2
-TYPE: SUCCULENT SPECIMENS
-SIZE: 1 GALLON
-SPACING: 18" OCEW
-IRRIGATION: NETAFIM SUBSURFACE DRIP

GROUNDCOVER PLANTING TYPE 3
-TYPE: SUCCULENT SPECIMENS
-SIZE: 1 GALLON
-SPACING: 18" OCEW
-IRRIGATION: NETAFIM SUBSURFACE DRIP

GROUNDCOVER PLANTING TYPE 4
-TYPE: SUCCULENT SPECIMENS
-SIZE: 1 GALLON
-SPACING: 18" OCEW
-IRRIGATION: NETAFIM SUBSURFACE DRIP

MEADOW GRASSES
-TYPE: STIPA ICHU
-SIZE: 1 GALLON
-SPACING: 18" OCEW
-IRRIGATION: NETAFIM SUBSURFACE DRIP

SODDED TURF
-TYPE: HARD FESCUE


PYATOK
1611 TELEGRAPH AVE, SUITE 200
OAKLAND, CA 94612
510 465 7010 | 510 465 8575
www.pyatok.com

Consultants
BKF Engineers
150 California Street, Suite 650
San Francisco, CA 94111
Meyer + Silberberg
2201 8th Street, Suite 202
Berkeley, CA 94710


# 14TH + ALICE

226 13TH STREET, OAKLAND, CA 94612

KP WEST ACQUISITIONS LLC
20 SUNNYSIDE AVE, SUITE B
MILL VALLEY, CA 94941

NOTES + LEGEND

JOB NUMBER
DATE
SCALE

NOT FOR CONSTRUCTION

L0.00

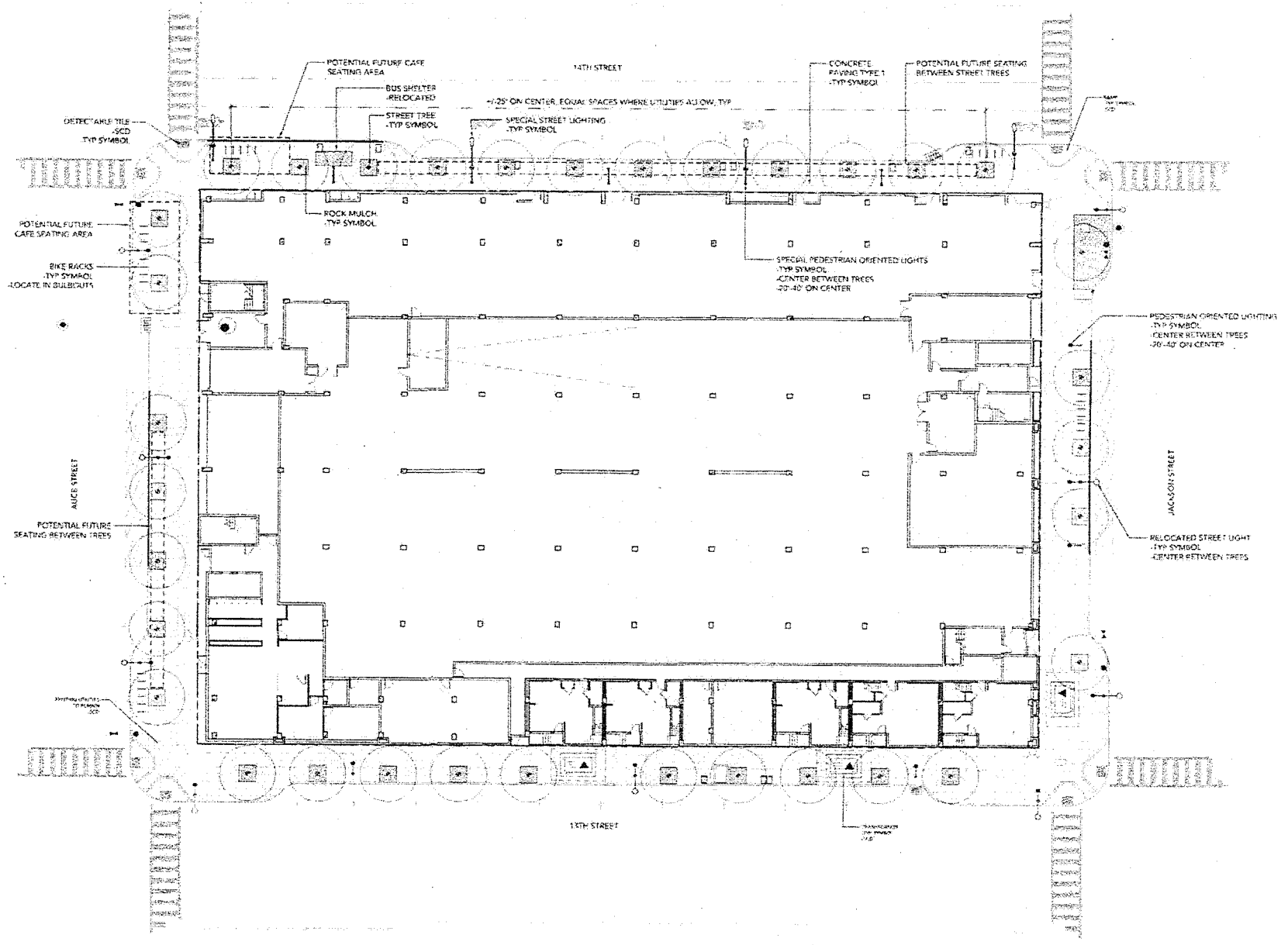


PYATOK

1611 TELEGRAPH AVE, SUITE 200
OAKLAND, CA 94612

510.465.7010 p | 510.465.9570 f
www.pyatok.com

Consultants

BKF Engineers
150 Chatham Street, Suite 450
San Francisco, CA 94111

Meyer + Sitterberg
1101 8th Street, Suite 202
Berkeley, CA 94710

# 14TH + ALICE

226 13TH STREET, OAKLAND, CA 94612

WP WEST ACQUISITIONS, LLC
20 SUNNYSIDE AVE, SUITE B
MILL VALLEY, CA 94941

| | |
|---|---|
| LANDING PRE-APPLICATION SUBMITTAL | [illegible] |
| DEVELOPMENT REVIEW APPLICATION | [illegible] |
| DESIGN REVIEW APPLICATION | [illegible] |
| DESIGN SUBMITTAL | [illegible] |
| PLANNING COMMISSION SUBMITTAL | [illegible] |

STREETSCAPE LANDSCAPE MATERIALS + PLANTING PLAN

| | |
|---|---|
| DRAWN BY | [illegible] |
| DATE | [illegible] |
| SCALE | AS NOTED |

L1.01

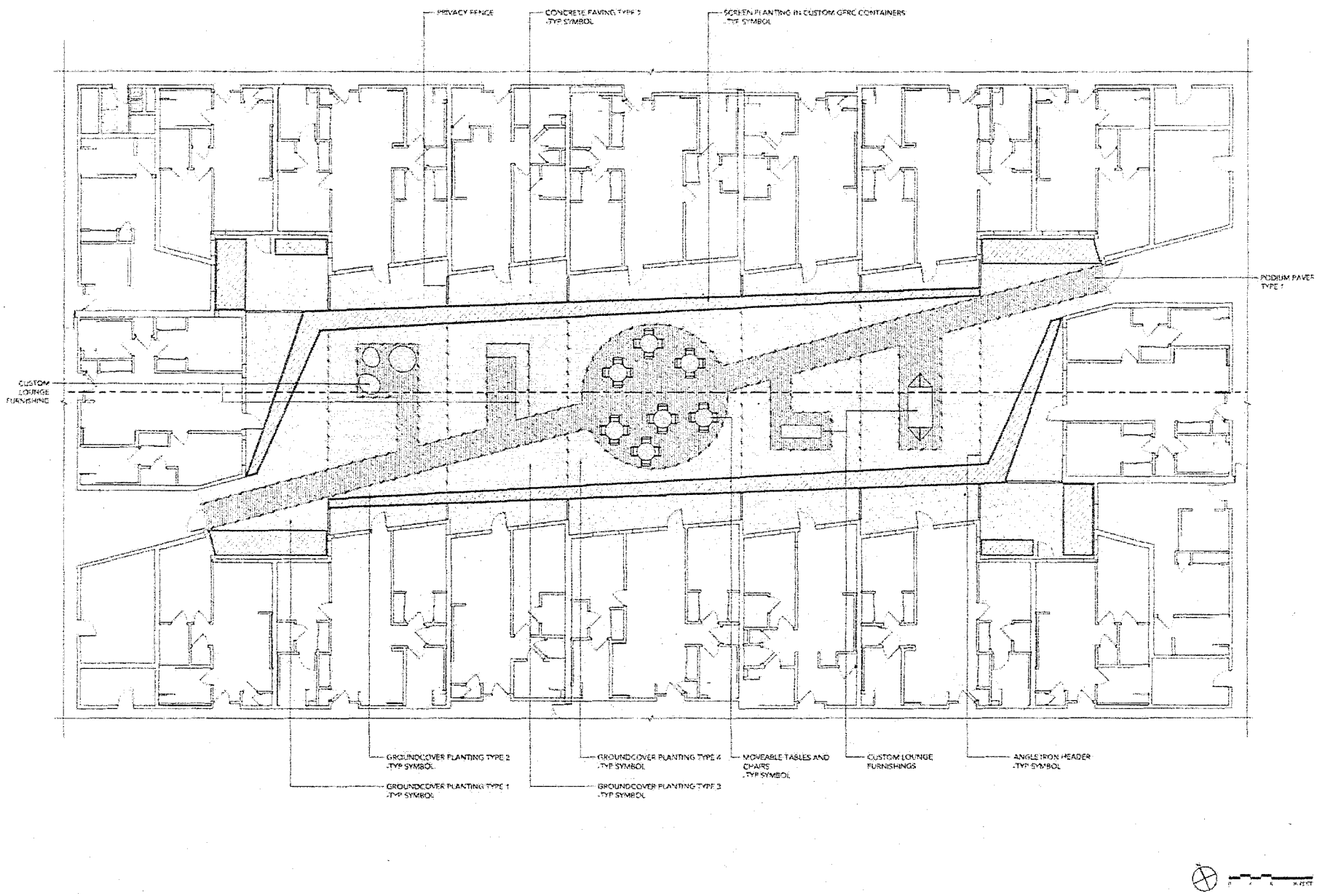


PYATOK
1911 TELEGRAPH AVE., SUITE 200
OAKLAND, CA 94612
510.465.7010 | 510.465.8787
www.pyatok.com

Consultants

BKF Engineers
150 California Street, Suite 600
San Francisco, CA 94111

Meyer + Silberberg
1101 8th Street, Suite 202
Berkeley, CA 94710

# 14TH + ALICE

226 13TH STREET, OAKLAND, CA 94612

WP WEST ACQUISITIONS LLC
20 SUNNYSIDE AVE. SUITE B
MILL VALLEY, CA 94941

| | |
|---|---|
| DRAWING/PLANNING/CONTROL SUBMITTAL | [illegible] |
| DESIGN DEVELOPMENT REVIEW APPLICATION | [illegible] |
| DESIGN REVIEW APPLICATION | [illegible] |
| UR RESUBMITTAL | [illegible] |
| PLANNING/COMMISSION SUBMITTAL | [illegible] |

## LEVEL 2 LANDSCAPE MATERIALS + PLANTING PLAN

| | |
|---|---|
| FOR REMARKS | [illegible] |
| DATE | [illegible] |
| SCALE | AS NOTED |

PRELIMINARY - NOT FOR CONSTRUCTION

# L1.02

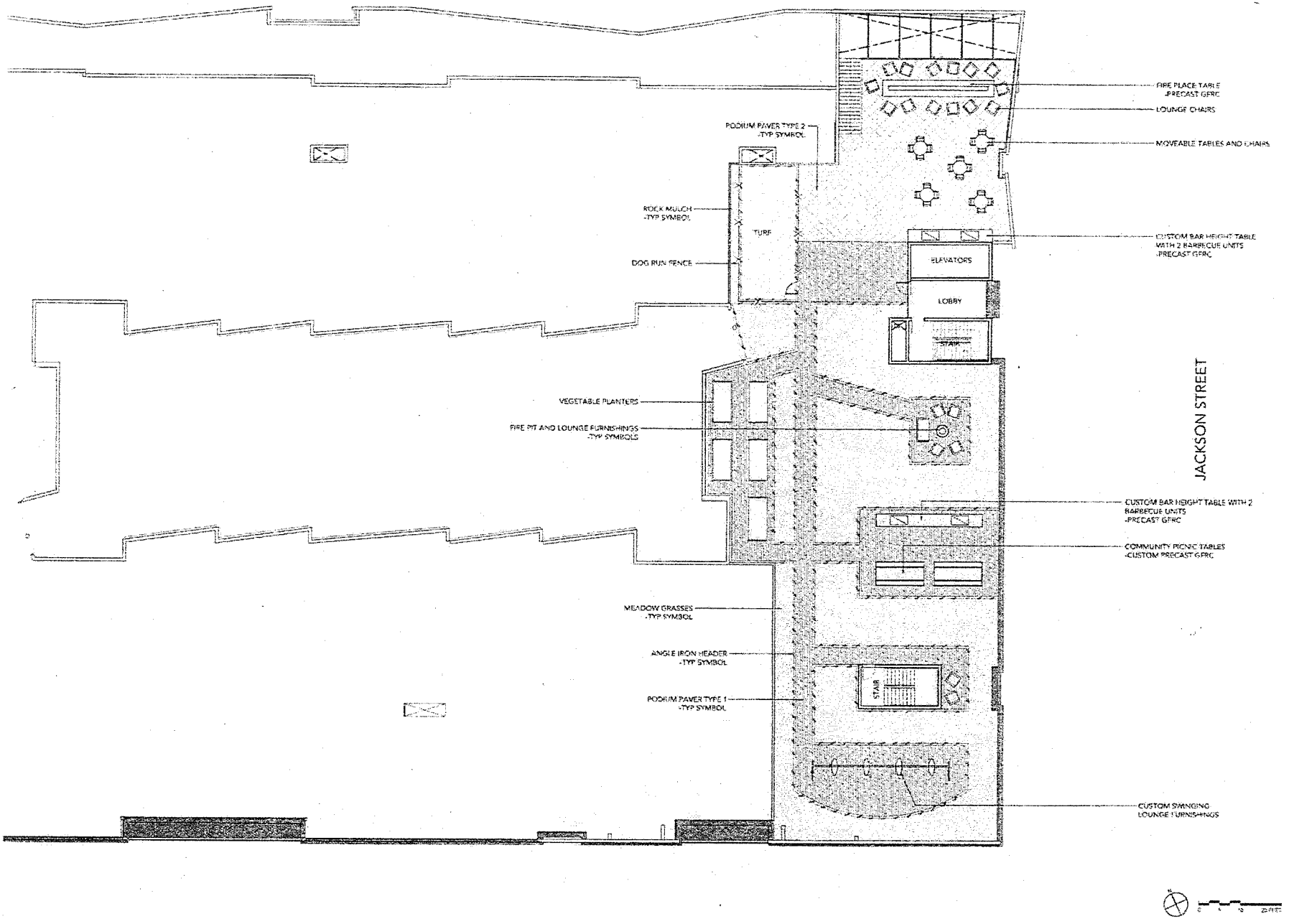


PYATOK
1611 TELEGRAPH AVE, SUITE 200
OAKLAND, CA 94612
510.465.7010 p | 510.465.8675 f
www.pyatok.com

Consultants

BKF Engineers
150 California Street, Suite 650
San Francisco, CA 94111

Meyer + Silberberg
1101 6th Street, Suite 202
Berkeley, CA 94710

# 14TH + ALICE

226 13TH STREET, OAKLAND, CA 94612

WP WEST ACQUISITIONS, LLC
20 SUNNYSIDE AVE, SUITE B
MILL VALLEY, CA 94941

| | |
|---|---|
| CONDITIONAL APPLICATION SUBMITTAL | [illegible] |
| DEVELOPMENT REVIEW APPLICATION | [illegible] |
| DESIGN REVIEW APPLICATION | [illegible] |
| EIR RESUBMITTAL | [illegible] |
| PLANNING COMMISSION SUBMITTAL | [illegible] |

## ROOF LANDSCAPE MATERIALS + PLANTING PLAN

| | |
|---|---|
| JOB NUMBER | [illegible] |
| DATE | [illegible] |
| SCALE | [illegible] |

PRELIMINARY - NOT FOR CONSTRUCTION

# L1.04



CONCRETE PAVING
- WITH SAWCUT JOINTS AND SANDBLAST FINISH



ROCK MULCH



STREET TREE



BIKE RACKS



TOOLMEERING



SCREEN PLANTING



GROUNDCOVER PLANTING
- SUCCULENT SPECIES



GROUNDCOVER PLANTING
- SUCCULENT SPECIES



MEADOW GRASSES



GFRC PLANTER



VEGETABLE PLANTERS



CHAISE LOUNGE FURNISHINGS



BIKE COURT



SWINGING LOUNGE FURNISHINGS



FIRE PIT + LOUNGE FURNISHINGS



COMMUNITY TABLE + BAR HEIGHT TABLE WITH BARBECUE UNITS


**PYATOK**
1611 TELEGRAPH AVE, SUITE 200
OAKLAND, CA 94612
510 465 7010 p | 510 465 8570 f
www.pyatok.com

Consultants:

BKF Engineers
150 California Street, Suite 450
San Francisco, CA 94111

Mayer + Silberberg
1101 4th Street, Suite 202
Berkeley, CA 94710


# 14TH + ALICE

226 13TH STREET, OAKLAND, CA 94612

WP WEST ACQUISITIONS, LLC
20 SUNNYSIDE AVE, SUITE B
MILL VALLEY, CA 94941

| | |
|---|---|
| ZONING PRE-APPLICATION SUBMITTAL | [illegible] |
| DESIGN DEVELOPMENT REVIEW APPLICATION | [illegible] |
| PRE-ADVISORY APPLICATION | [illegible] |
| DR ATTACHMENTAL | [illegible] |
| PLANNING COMMISSION SUBMITTAL | [illegible] |

## LANDSCAPE REFERENCE IMAGES

JOB NUMBER: [illegible]
DATE: [illegible]
SCALE:

PRELIMINARY - NOT FOR CONSTRUCTION

# L1.10

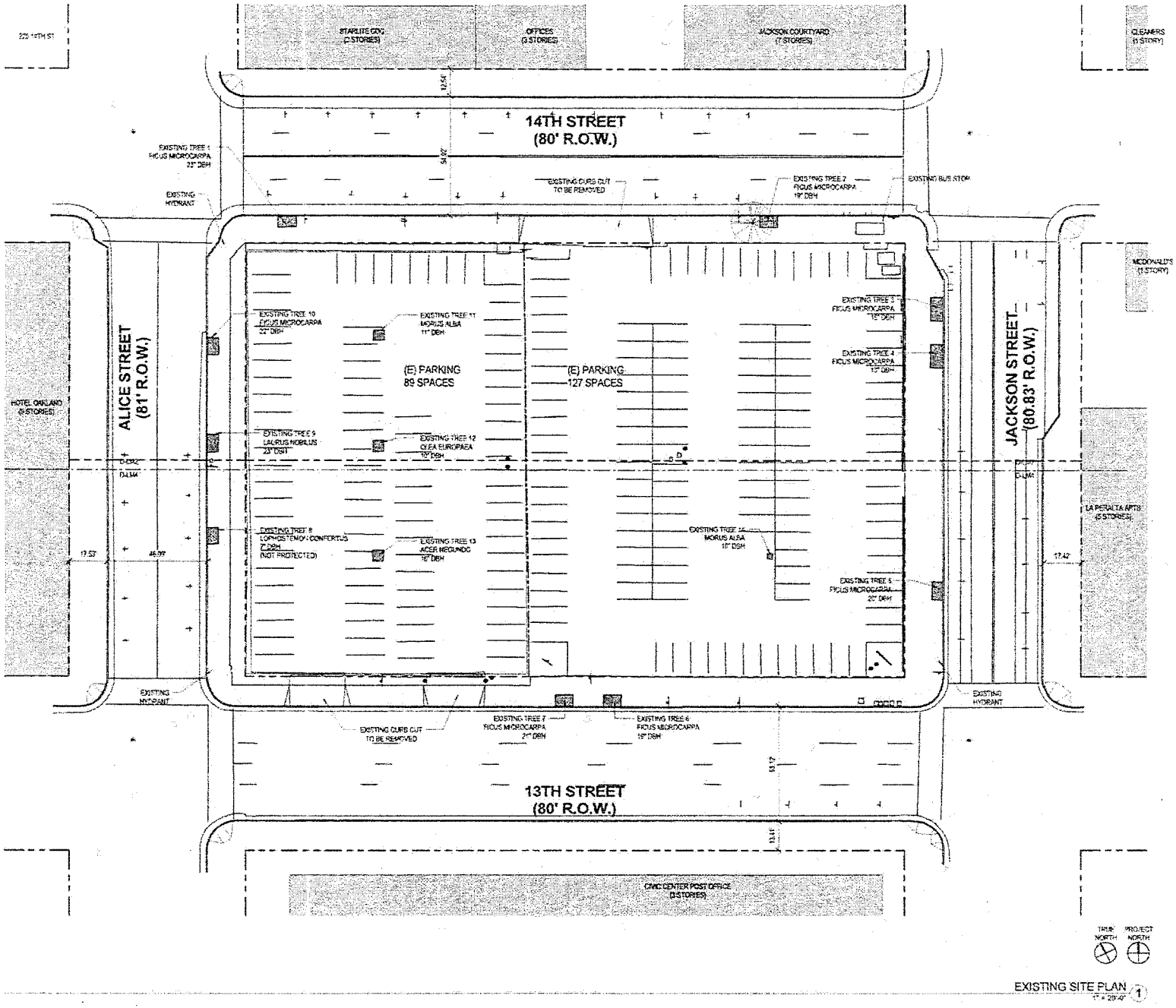


EXISTING SITE PLAN (1)
1" = 20'-0"

PYATOK
1611 TELEGRAPH AVE, SUITE 200
OAKLAND, CA 94612
510 465 7010 p | 510 465 5570 f
www.pyatok.com

Consultants:

BKF Engineers
150 California Street, Suite 450
San Francisco, CA 94111

Meyer + Silberberg
1101 8th Street, Suite 202
Berkeley, CA 94710

# 14TH + ALICE

226 13TH STREET, OAKLAND, CA 94612

WP WEST ACQUISITIONS, LLC
20 SUNNYSIDE AVE, SUITE B
MILL VALLEY, CA 94941

EXISTING SITE PLAN

PRELIMINARY - NOT FOR CONSTRUCTION

A100

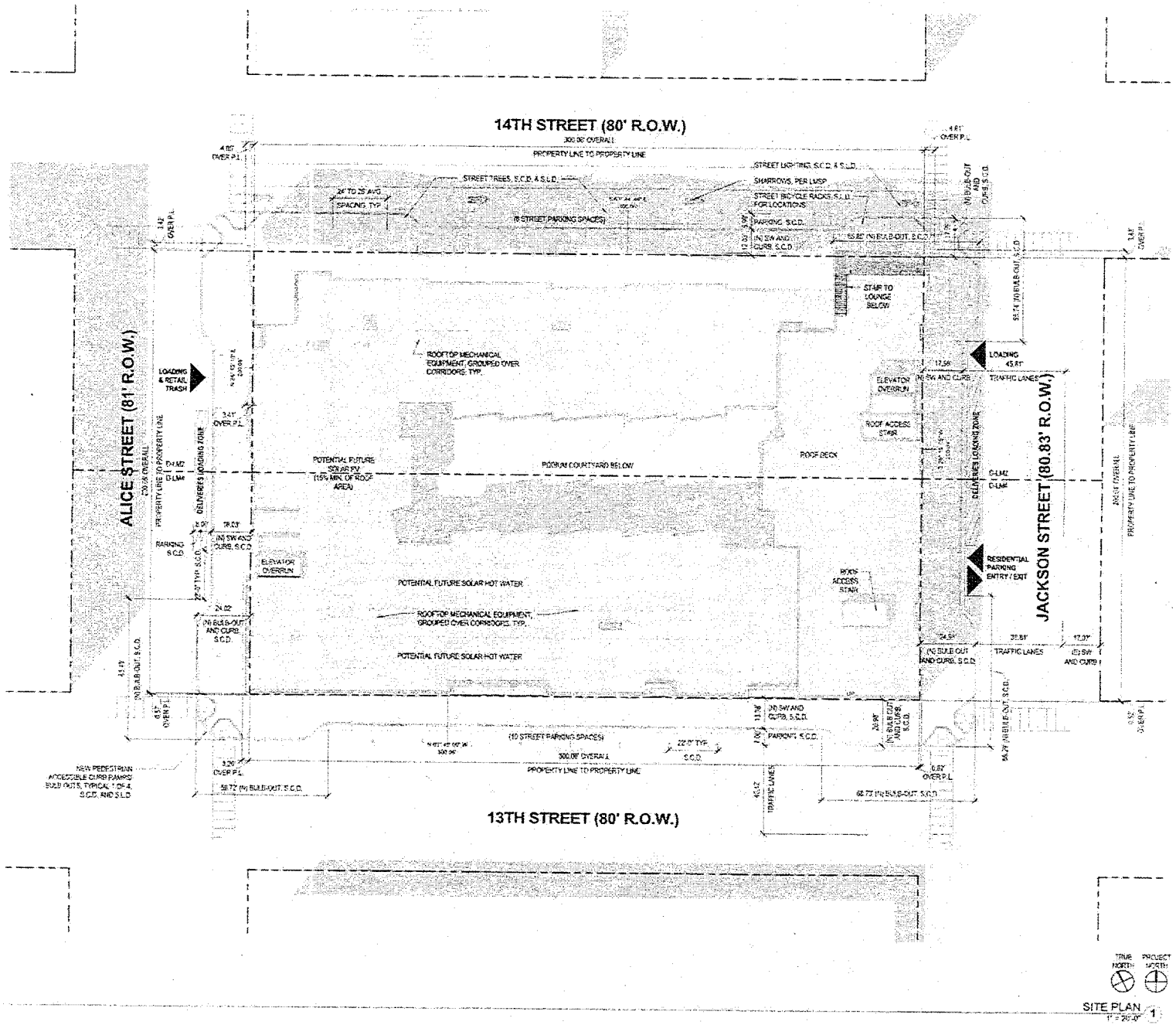


SITE PLAN 1
1" = 20'-0"

TRUE NORTH
PROJECT NORTH

PYATOK
7677 TELEGRAPH AVE, SUITE 200
OAKLAND, CA 94612
510.465.7640 p | 510.465.8575 f
www.pyatok.com

Consultants

BKF Engineers
150 California Street, Suite 650
San Francisco, CA 94111

Meyer + Silberberg
1101 8th Street, Suite 200
Berkeley, CA 94710

# 14TH + ALICE

226 13TH STREET, OAKLAND, CA 94612

WP WEST ACQUISITIONS, LLC
20 SUNNYSIDE AVE, SUITE H
MILL VALLEY, CA 94941

SITE PLAN

A101

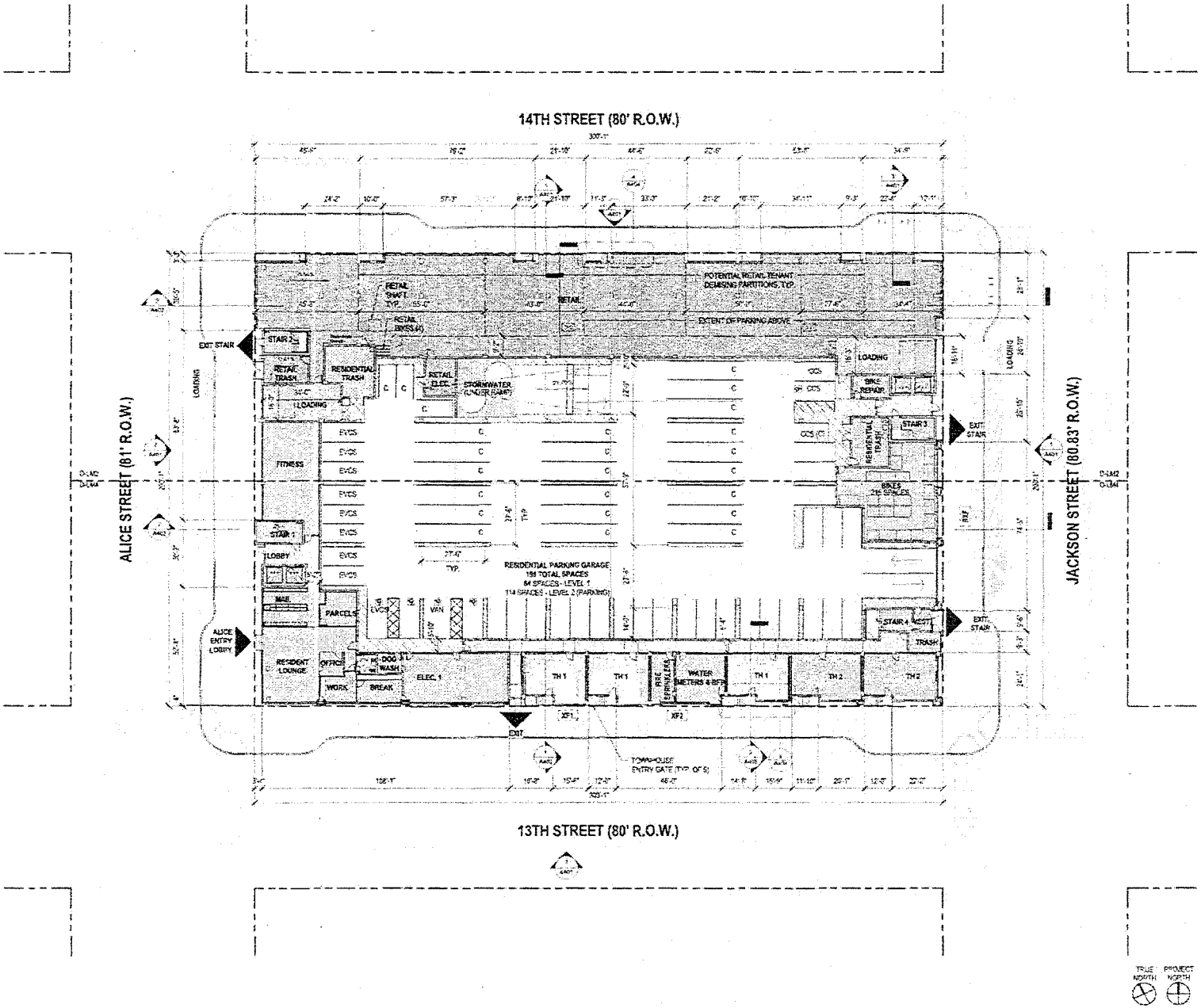


## ROOM LEGEND

| | |
|---|---|
| RETAIL | UNIT STUDIO |
| RESIDENTIAL COMMON AREAS | UNIT JR 1 BEDROOM 1 BEDROOM |
| RESIDENTIAL PARKING | UNIT 2 BEDROOM |
| SERVICE UTILITY | UNIT 3 BEDROOM |
| VERTICAL CIRCULATION | UNIT PRIVATE DECK |
| HORIZONTAL CIRCULATION | COMMON AREA ROOF DECK / COURTYARD |

## PARKING LEGEND

| | |
|---|---|
| C | COMPACT |
| CCS | CAR SHARE |
| EVCS | ELECTRIC VEHICLE CHARGING STATION |
| | ACCESSIBLE PARKING |

Parking Schedule - Bicycles

| Bicycle Rack Type | Qty. Racks | Bicycles |
|---|---|---|
| Level 1 | | |
| BICYCLE - DOUBLE DECKER RACK - 8 BIKES | 5 | 40 |
| BICYCLE - DOUBLE DECKER RACK - 10 BIKES | 10 | 100 |
| BICYCLE - DOUBLE DECKER RACK - 12 BIKES | 4 | 48 |
| BICYCLE - DOUBLE DECKER RACK - 14 BIKES | 2 | 28 |
| Grand total (RESIDENTIAL) | | 216 |

Parking Schedule - Cars

| Description | Count |
|---|---|
| COMPACT - 8'-6" W. X 15' L. | 22 |
| COMPACT - 7'-6" W. X 15' L. | 3 |
| STANDARD - 8'-6" W. X 18' L. | 54 |
| ACCESSIBLE - 9'-0" W. X 18' L. | 4 |
| VAN ACCESSIBLE - 12'-0" W. X 18' L. | 1 |
| LEVEL 1 TOTAL | 84 |
| COMPACT - 8'-6" W. X 15' L. | 30 |
| COMPACT - 7'-6" W. X 15' L. | 12 |
| STANDARD - 8'-6" W. X 18' L. | 69 |
| LEVEL 2 TOTAL | 114 |
| Grand total: 198 | 198 |

PYATOK
1611 TELEGRAPH AVE, SUITE 200
OAKLAND, CA 94612
510.465.7010 p | 510.465.5575 f
www.pyatok.com

Consultants

BKF Engineers
150 California Street, Suite 650
San Francisco, CA 94111

Meyer + Silberberg
1101 2th Street, Suite 302
Berkeley, CA 94710

# 14TH + ALICE

226 13TH STREET, OAKLAND, CA 94612

WP WEST ACQUISITIONS, LLC
20 SUNNYSIDE AVE, SUITE B
MILL VALLEY, CA 94941

| | |
|---|---|
| COMMENTS APPLICATION SUBMITTAL | [illegible] |
| DEVELOPMENT REVIEW APPLICATION | [illegible] |
| DESIGN REVIEW APPLICATION | [illegible] |
| DEPARTMENTAL | [illegible] |
| PLANNING COMMISSION STAMPED | [illegible] |

BUILDING PLAN - LEVEL 1

| | |
|---|---|
| JOB NUMBER | [illegible] |
| DATE | [illegible] |
| SCALE | [illegible] |

PRELIMINARY - NOT FOR CONSTRUCTION

A201




BUILDING PLAN – LEVEL 2
1" = 20'-0" 1

TRUE NORTH PROJECT NORTH

## ROOM LEGEND

| | |
|---|---|
| RETAIL | UNIT: STUDIO |
| RESIDENTIAL COMMON AREAS | UNIT: JR 1 BEDROOM, 1 BEDROOM |
| RESIDENTIAL PARKING | UNIT: 2 BEDROOM |
| SERVICE/ UTILITY | UNIT: 3 BEDROOM |
| VERTICAL CIRCULATION | UNIT: PRIVATE DECK |
| HORIZONTAL CIRCULATION | COMMON AREA: ROOF DECK / COURTYARD |

## PARKING LEGEND

| | |
|---|---|
| C | COMPACT |
| CCS | CAR SHARE |
| EVCS | ELECTRIC VEHICLE CHARGING STATION |
| ISA | ACCESSIBLE PARKING |

Parking Schedule - Cars

| Description | Count |
|---|---|
| COMPACT - 7'-6" W. X 15' L. | 22 |
| COMPACT - 7'-6" W. X 16'L. | 3 |
| STANDARD - 8'-6" W. X 18' L. | 54 |
| ACCESSIBLE - 9'-0" W. X 18' L. | 4 |
| VAN ACCESSIBLE - 12'-0" W. X 18' L. | 1 |
| LEVEL 1 TOTAL | 84 |
| | |
| COMPACT - 8'-6" W. X 15' L. | 33 |
| COMPACT - 7'-6" W. X 15'L. | 12 |
| STANDARD - 8'-6" W. X 18' L. | 69 |
| PARKING LEVEL TOTAL | 114 |
| Grand total: 198 | 198 |

PYATOK
1611 TELEGRAPH AVE, SUITE 200
OAKLAND, CA 94612
510.465.7010 (t) 510.465.8570 (f)
www.pyatok.com

Consultants
BKF Engineers
153 Kearny Street, Suite 600
San Francisco, CA 94111
Meyer + Silberberg
1101 6th Street, Suite 202
Berkeley, CA 94710

# 14TH + ALICE

226 13TH STREET, OAKLAND, CA 94612

WP WEST ACQUISITIONS, LLC
20 SUNNYSIDE AVE, SUITE B
MILL VALLEY, CA 94941

| | |
|---|---|
| ZONING PRE-APPLICATION SUBMITTAL | 7/31/2015 |
| DEVELOPMENT REVIEW APPLICATION | 11/6/2015 |
| DESIGN REVIEW APPLICATION | 12/14/2015 |
| DR RESUBMITTAL | 1/28/2016 |
| PLANNING COMMISSION SUBMITTAL | 05/12/2016 |

BUILDING PLAN - LEVEL 2

| | |
|---|---|
| JOB NUMBER | 1525 |
| DATE | 05/12/16 |
| SCALE | As indicated |

IFDR, IFPERMIT - NOT FOR CONSTRUCTION

A202

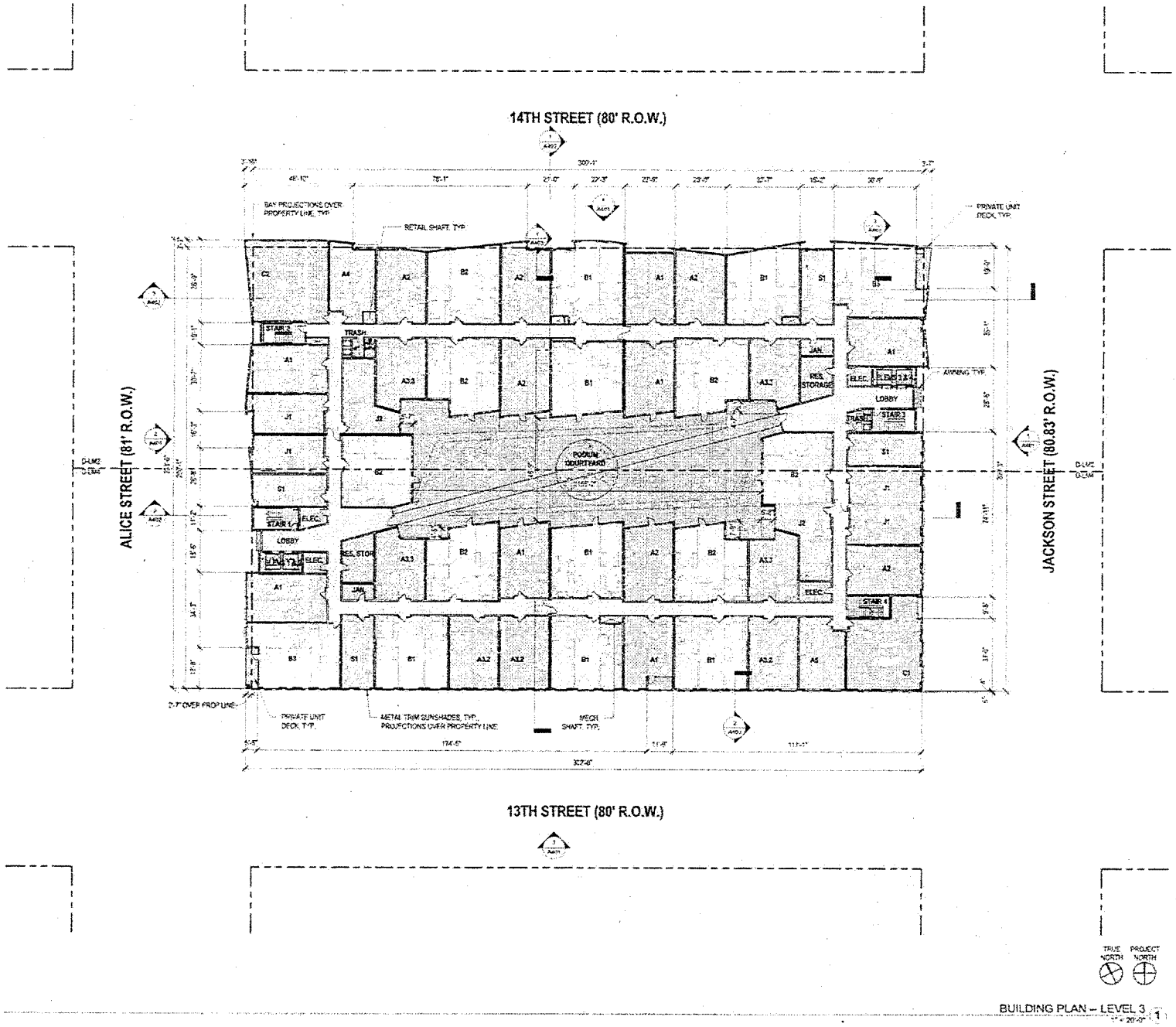


BUILDING PLAN – LEVEL 3

1/16" = 1'-0"

## ROOM LEGEND

- RETAIL
- RESIDENTIAL COMMON AREAS
- RESIDENTIAL PARKING
- SERVICE/ UTILITY
- VERTICAL CIRCULATION
- HORIZONTAL CIRCULATION
- UNIT STUDIO
- UNIT JR, 1 BEDROOM, 1 BEDROOM
- UNIT 2 BEDROOM
- UNIT 3 BEDROOM
- UNIT PRIVATE DECK
- COMMON AREA ROOF DECK / COURTYARD

TRUE NORTH / PROJECT NORTH

PYATOK
1611 TELEGRAPH AVE, SUITE 200
OAKLAND, CA 94612
510.645.2210 p | 510.663.9579 f
www.pyatok.com

Consultants

BKF Engineers
150 California Street, Suite 650
San Francisco, CA 94111

Meyer + Silberberg
1401 69th Street, Suite 201
Berkeley, CA 94710

# 14TH + ALICE

226 13TH STREET, OAKLAND, CA 94612

MP WEST ACQUISITIONS, LLC
20 SUNNYSIDE AVE, SUITE B
MILL VALLEY, CA 94941

ZONING APPLICATION 09/19/14
DEVELOPMENT REVIEW APPLICATION 12/22/14
DESIGN REVIEW APPLICATION 12/19/2014
DR RESUBMITTAL 04/01/2015
PLANNING COMMISSION SUBMITTAL 05/13/2015

BUILDING PLAN - LEVEL 3

JOB NUMBER 1320
DATE 5/13/15
DRAWN By

PRELIMINARY - NOT FOR CONSTRUCTION

A203

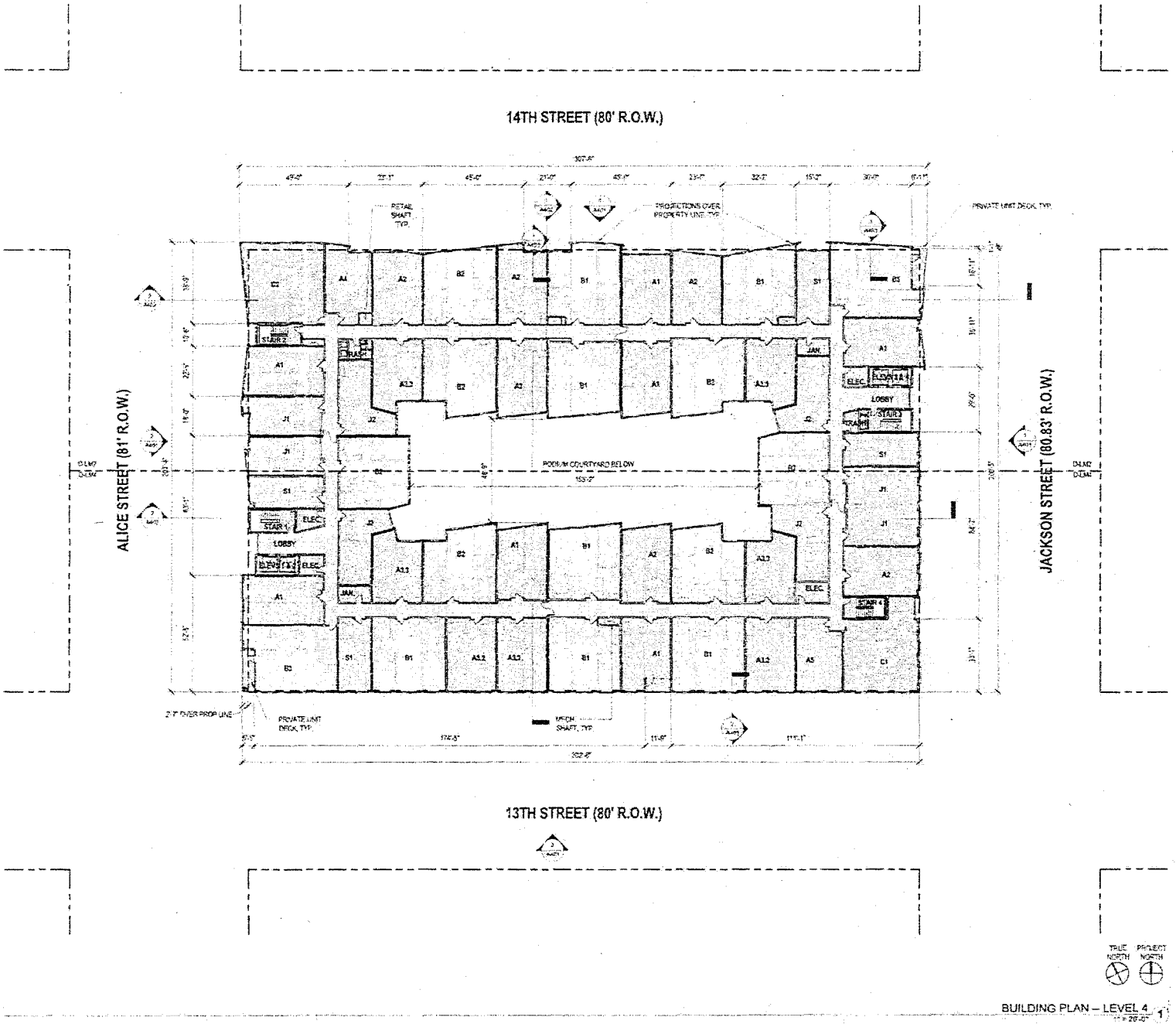


BUILDING PLAN – LEVEL 4

## ROOM LEGEND

| | |
|---|---|
| RETAIL | UNIT STUDIO |
| RESIDENTIAL COMMON AREAS | UNIT JR 1 BEDROOM 1 BEDROOM |
| RESIDENTIAL PARKING | UNIT 2 BEDROOM |
| SERVICE/ UTILITY | UNIT 3 BEDROOM |
| VERTICAL CIRCULATION | UNIT PRIVATE DECK |
| HORIZONTAL CIRCULATION | COMMON AREA ROOF DECK / COURTYARD |

PYATOK
1611 TELEGRAPH AVE, SUITE 200
OAKLAND, CA 94612
510.465.7010 p | 510.465.8575 f
www.pyatok.com

Consultants

BKF Engineers
150 California Street, Suite 600
San Francisco, CA 94111

Meyer + Silberberg
1107 8th Street, Suite 202
Berkeley, CA 94710

# 14TH + ALICE

226 13TH STREET, OAKLAND, CA 94612

WP WEST ACQUISITIONS, LLC
20 SUNNYSIDE AVE, SUITE B
MILL VALLEY, CA 94941

| | |
|---|---|
| ZONING PRE-APPLICATION SUBMITTAL | [illegible] |
| DEVELOPMENT REVIEW APPLICATION | [illegible] |
| DESIGN REVIEW APPLICATION | [illegible] |
| DR RESUBMITTAL | [illegible] |
| PLANNING COMMISSION SUBMITTAL | [illegible] |

BUILDING PLAN - LEVEL 4

| | |
|---|---|
| JOB NUMBER | [illegible] |
| DATE | [illegible] |
| SCALE | [illegible] |

PRE-APPROVAL NOT FOR CONSTRUCTION

A204

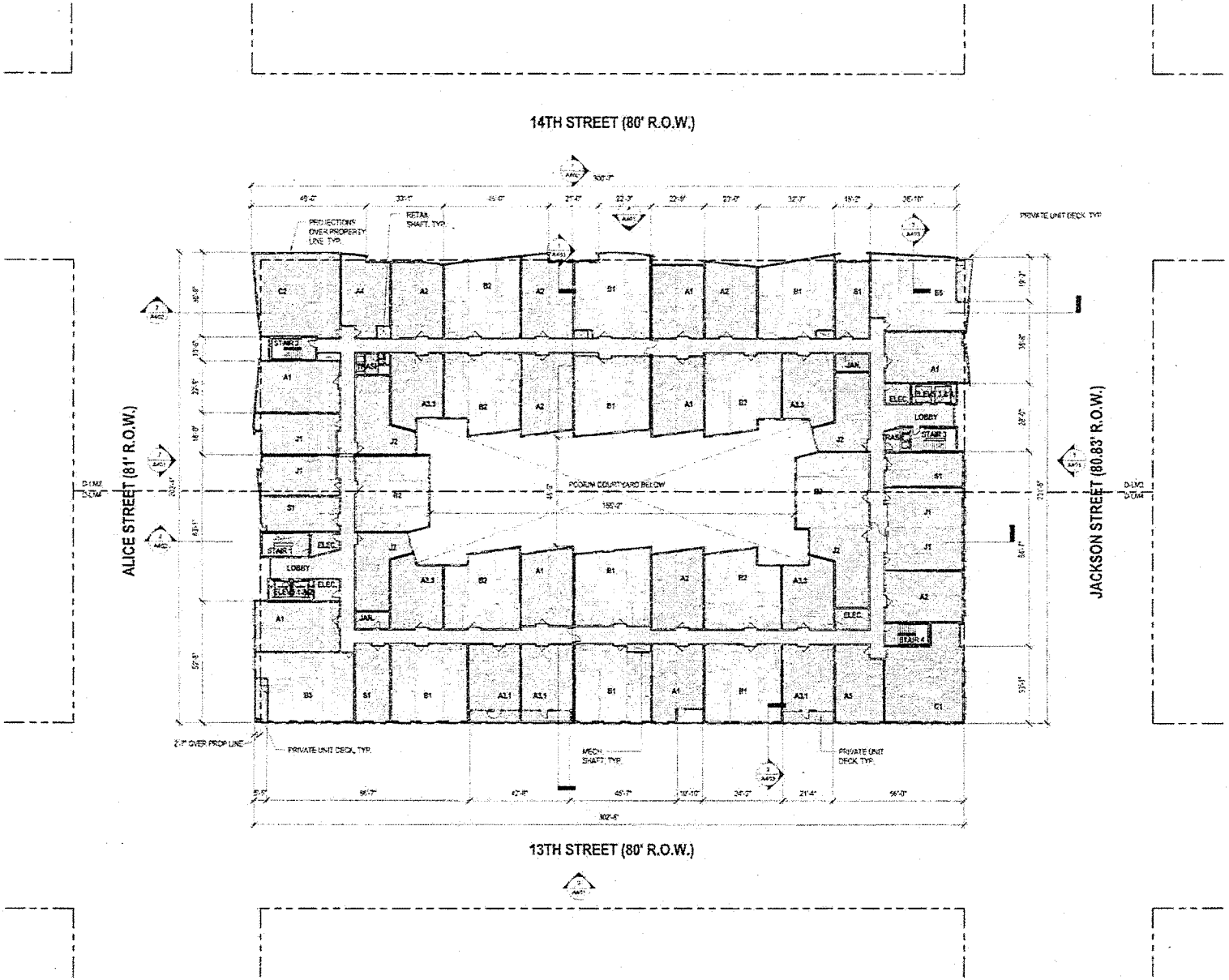


BUILDING PLAN – LEVEL 5

## ROOM LEGEND

| | |
|---|---|
| RETAIL | UNIT STUDIO |
| RESIDENTIAL COMMON AREAS | UNIT JR 1 BEDROOM, 1 BEDROOM |
| RESIDENTIAL PARKING | UNIT 2 BEDROOM |
| SERVICE/ UTILITY | UNIT 3 BEDROOM |
| VERTICAL CIRCULATION | UNIT PRIVATE DECK |
| HORIZONTAL CIRCULATION | COMMON AREA ROOF DECK - COURTYARD |

PYATOK
1611 TELEGRAPH AVE. SUITE 200
OAKLAND, CA 94612
510.465.7510 ph 510.465.5675 f
www.pyatok.com

Consultants

BKF Engineers
150 California Street, Suite 650
San Francisco, CA 94111

Meyer + Silberberg
1101 8th Street, Suite 202
Berkeley, CA 94710

# 14TH + ALICE

226 13TH STREET, OAKLAND, CA 94612

WP WEST ACQUISITIONS, LLC
28 SUNNYSIDE AVE., SUITE B
MILL VALLEY, CA 94941

ZONING PRE-APPLICATION SUBMITTAL
DEVELOPMENT PLANNING APPLICATION
DESIGN REVIEW APPLICATION
DESIGN PARTIAL
PLANNING COMMISSION SUBMITTAL

BUILDING PLAN - LEVEL 5

JOB NUMBER
DATE
SCALE

PRELIMINARY - NOT FOR CONSTRUCTION

A205

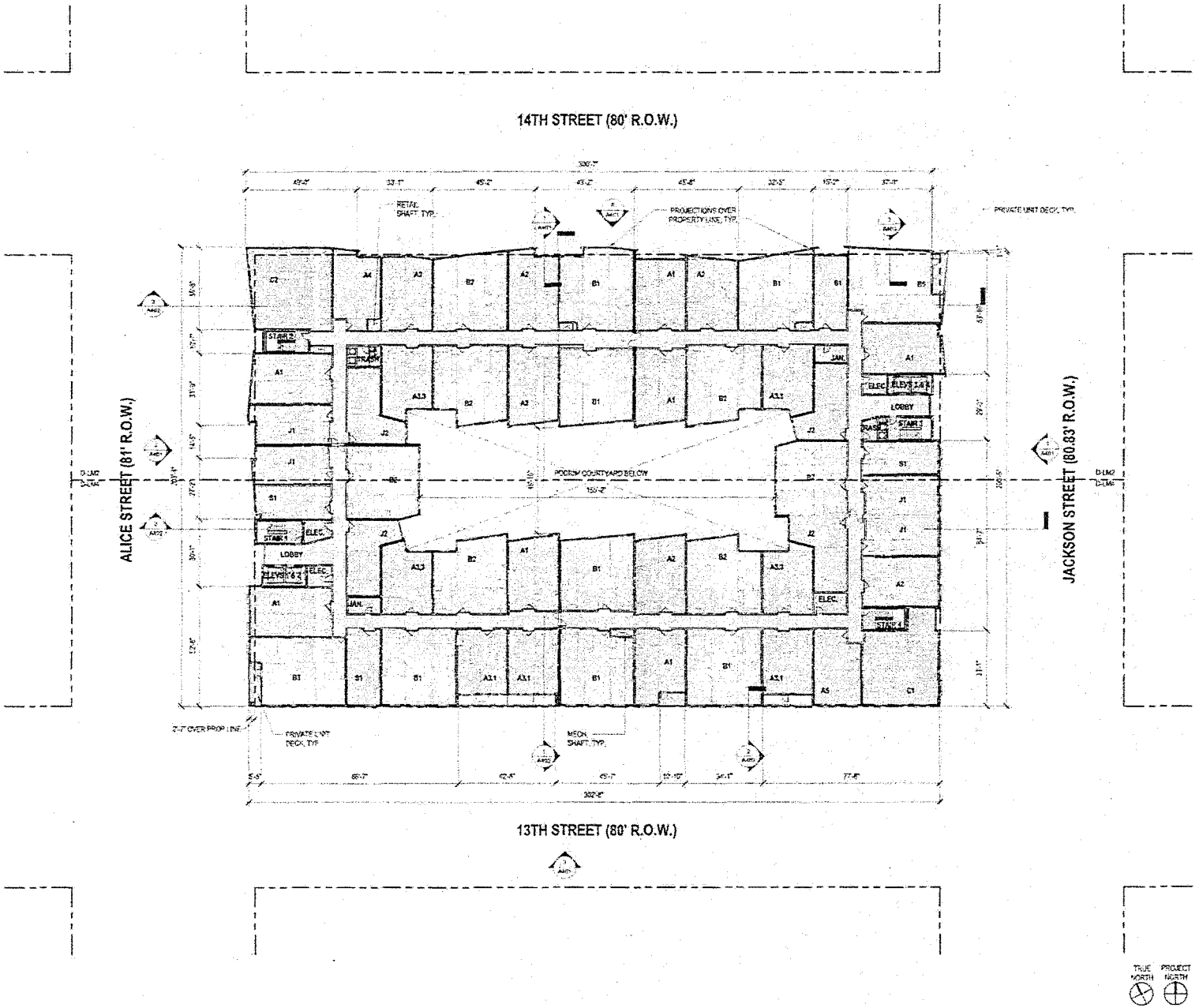


BUILDING PLAN – LEVEL 6 (2)
1" = 20'-0"

## ROOM LEGEND

- RETAIL
- RESIDENTIAL COMMON AREAS
- RESIDENTIAL PARKING
- SERVICE/ UTILITY
- VERTICAL CIRCULATION
- HORIZONTAL CIRCULATION
- UNIT STUDIO
- UNIT 1BR, 1 BEDROOM, 1 BEDROOM
- UNIT 2 BEDROOM
- UNIT 3 BEDROOM
- UNIT PRIVATE DECK
- COMMON AREA ROOF DECK / COURTYARD

TRUE NORTH / PROJECT NORTH

PYATOK
5211 TELEGRAPH AVE, SUITE 201
OAKLAND, CA 94612
510.465.7015 p | 510.465.8575 f
www.pyatok.com

Consultant:
BKF Engineers
150 California Street, Suite 450
San Francisco, CA 94111
Meyer + Silberberg
1101 4th Street, Suite 202
Berkeley, CA 94710

# 14TH + ALICE

226 13TH STREET, OAKLAND, CA 94612

WP WEST ACQUISITIONS, LLC
20 SUNNYSIDE AVE, SUITE B
MILL VALLEY, CA 94941

BUILDING PLAN - LEVEL 6

DATE
SCALE

PRELIMINARY - NOT FOR CONSTRUCTION

A206

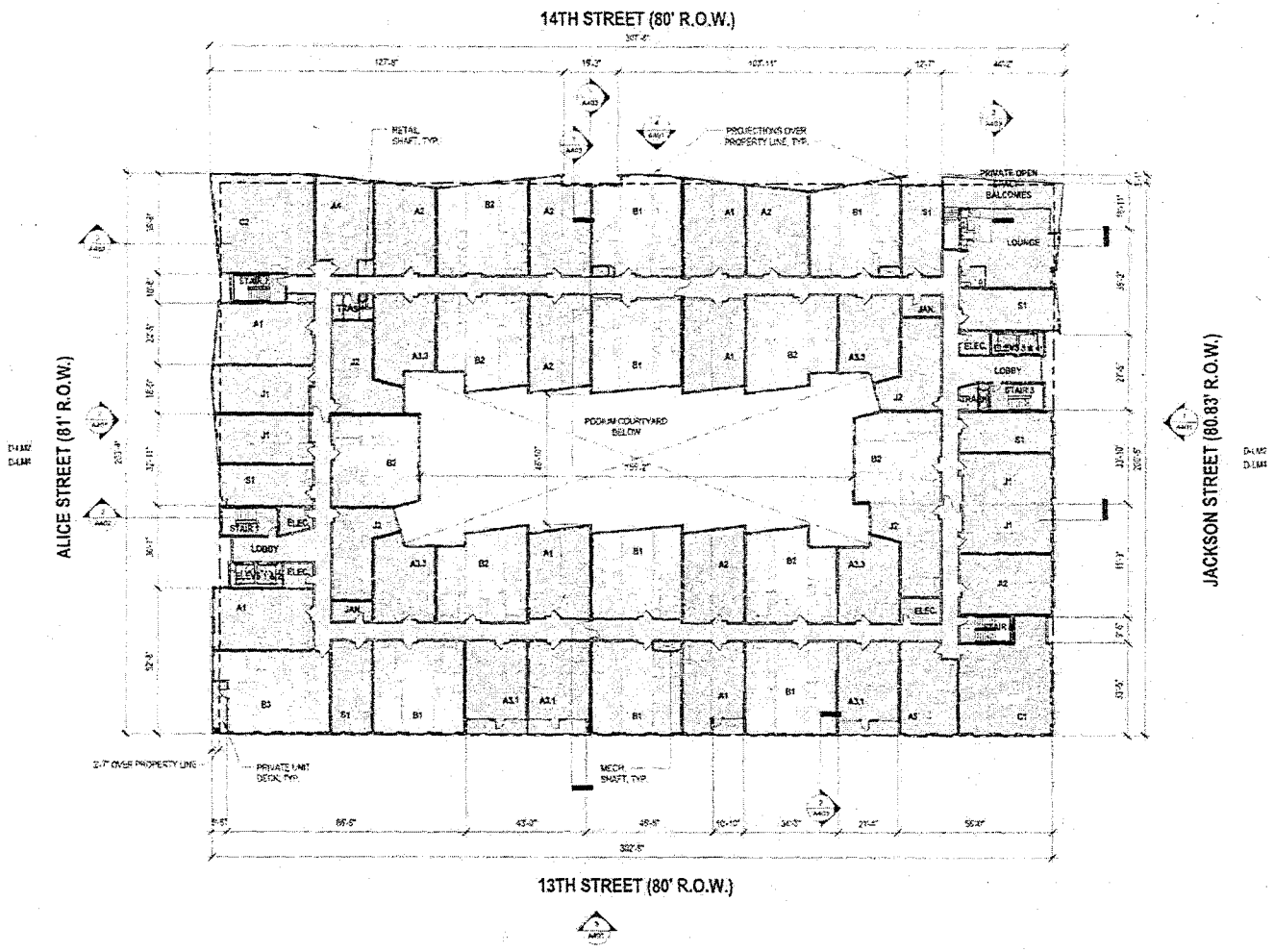


BUILDING PLAN – LEVEL 7

## ROOM LEGEND

| | |
|---|---|
| RETAIL | UNIT STUDIO |
| RESIDENTIAL COMMON AREAS | UNIT JR 1 BEDROOM, 1 BEDROOM |
| RESIDENTIAL PARKING | UNIT 2 BEDROOM |
| SERVICE/ UTILITY | UNIT 3 BEDROOM |
| VERTICAL CIRCULATION | UNIT PRIVATE DECK |
| HORIZONTAL CIRCULATION | COMMON AREA ROOF DECK / COURTYARD |

PYATOK
1611 TELEGRAPH AVE, SUITE 200
OAKLAND, CA 94612
510.465.7010 p | 510.465.8751
www.pyatok.com

Consultants

BKF Engineers
150 California Street, Suite 650
San Francisco, CA 94111

Meyer + Silberberg
1101 6th Street, Suite 202
Berkeley, CA 94710

# 14TH + ALICE

226 13TH STREET, OAKLAND, CA 94612

WP WEST ACQUISITIONS, LLC
20 SUNNYSIDE AVE, SUITE B
MILL VALLEY, CA 94941

| | |
|---|---|
| ZONING PRE-APPLICATION SUBMITTAL | [illegible] |
| REVIEW PRELIMINARY APPLICATION | [illegible] |
| DESIGN REVIEW APPLICATION | [illegible] |
| DR PRE-SUBMITTAL | [illegible] |
| PLANNING COMMISSION SUBMITTAL | [illegible] |

BUILDING PLAN - LEVEL 7

| | |
|---|---|
| JOB NUMBER | [illegible] |
| DATE | [illegible] |
| SCALE | [illegible] |

PRELIMINARY - NOT FOR CONSTRUCTION

A207

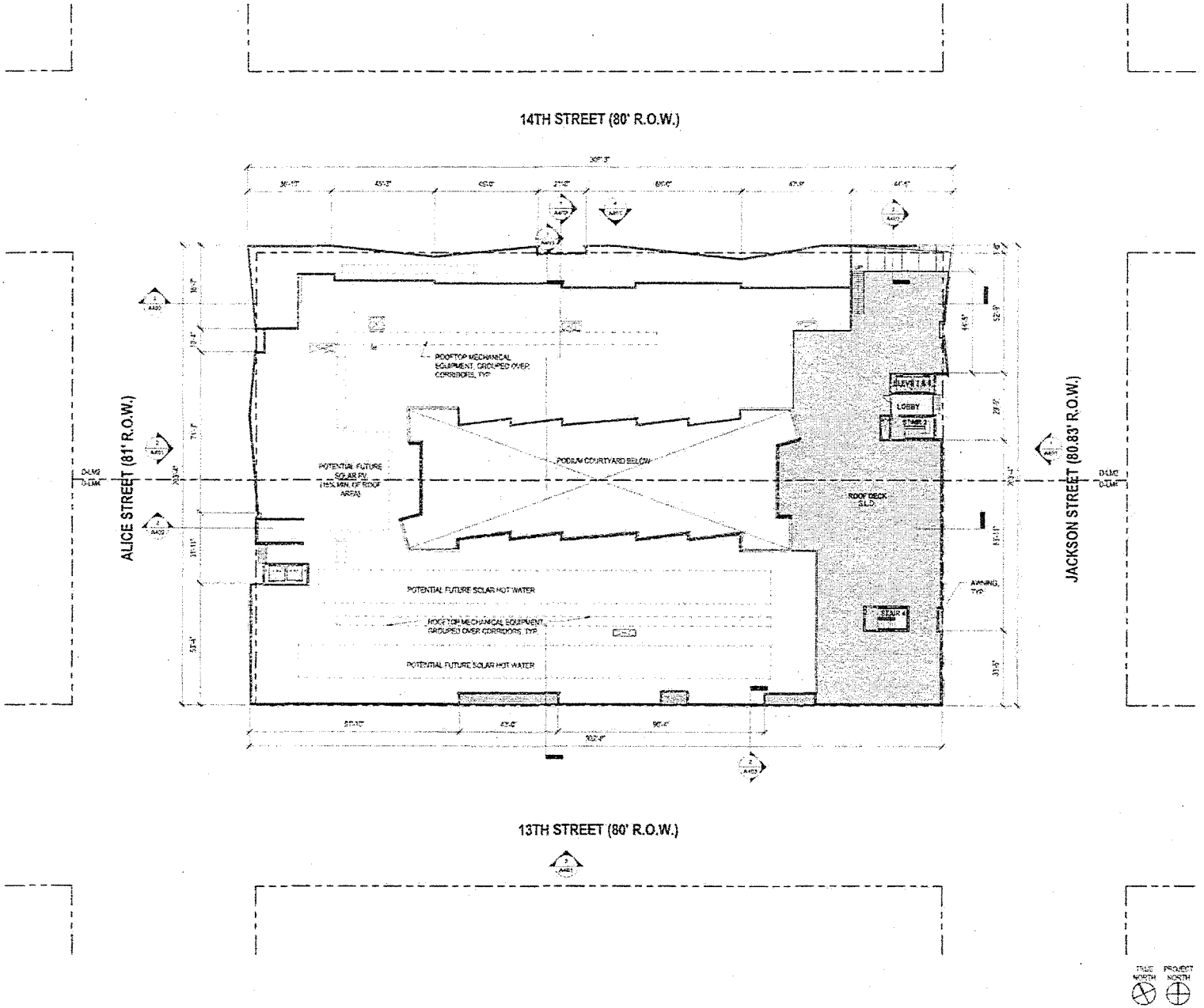


BUILDING PLAN – ROOF PLAN 1

## ROOM LEGEND

| | |
|---|---|
| RETAIL | UNIT STUDIO |
| RESIDENTIAL COMMON AREAS | UNIT JR 1 BEDROOM, 1 BEDROOM |
| RESIDENTIAL PARKING | UNIT 2 BEDROOM |
| SERVICE/ UTILITY | UNIT 3 BEDROOM |
| VERTICAL CIRCULATION | UNIT PRIVATE DECK |
| HORIZONTAL CIRCULATION | COMMON AREA ROOF DECK / COURTYARD |

PYATOK

1611 TELEGRAPH AVE, SUITE 201
OAKLAND, CA 94612

510.465.7010 p | 510.465.8028 f
www.pyatok.com

Consultants:

BKF Engineers
150 California Street, Suite 850
San Francisco, CA 94111

Meyer + Silberberg
1101 8th Street, Suite 203
Berkeley, CA 94710

# 14TH + ALICE

226 13TH STREET, OAKLAND, CA 94612

WP WEST ACQUISITIONS, LLC
20 SUNNYSIDE AVE, SUITE B
MILL VALLEY, CA 94941

| | |
|---|---|
| ZONING PRE-APPLICATION SUBMITTAL | [illegible] |
| CONDITIONAL USE PERMIT APPLICATION | [illegible] |
| DESIGN REVIEW APPLICATION | [illegible] |
| OR RESIDENTIAL | [illegible] |
| PLANNING COMMISSION SUBMITTAL | [illegible] |

BUILDING PLAN - ROOF

| | |
|---|---|
| JOB NUMBER | [illegible] |
| DATE | [illegible] |
| SCALE | As indicated |

PRELIMINARY - NOT FOR CONSTRUCTION

A208

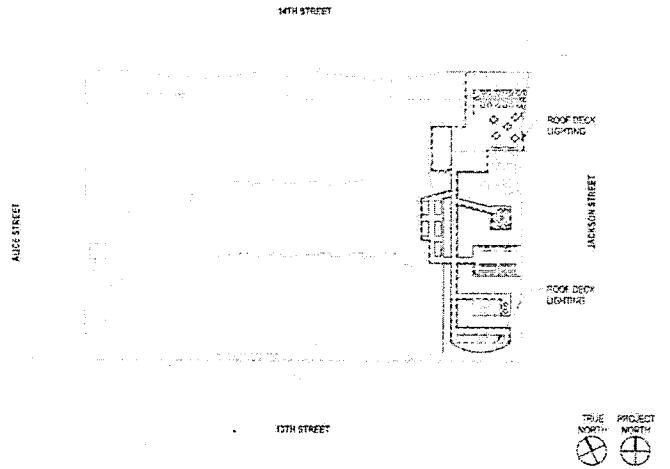


ROOF LEVEL - LIGHTING PLAN 4
1" = 40'-0"

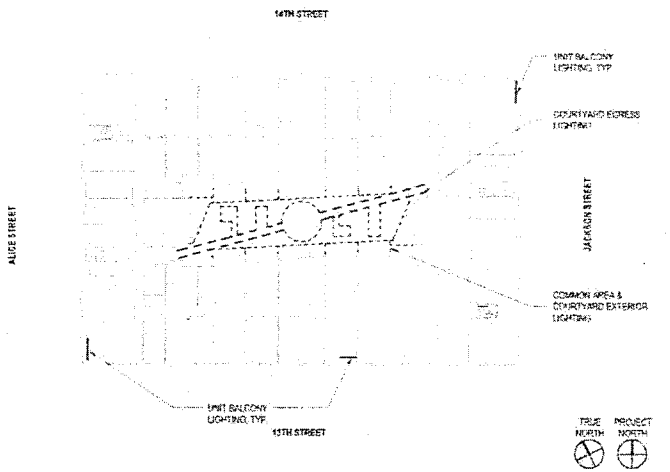


LEVEL 3 (TYPICAL) - LIGHTING PLAN 2
1" = 40'-0"

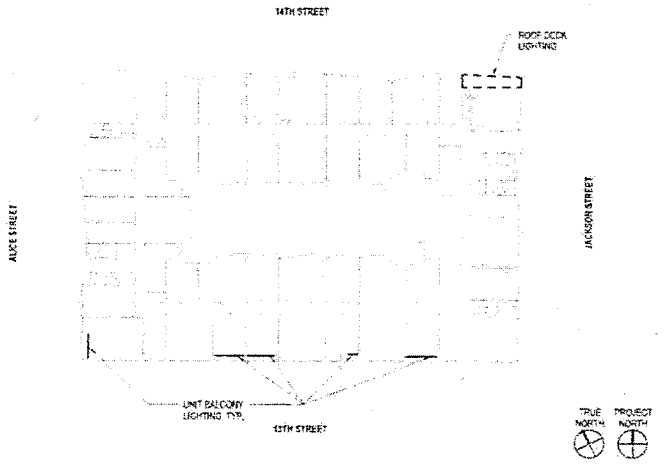


LEVEL 7 - LIGHTING PLAN 3
1" = 40'-0"

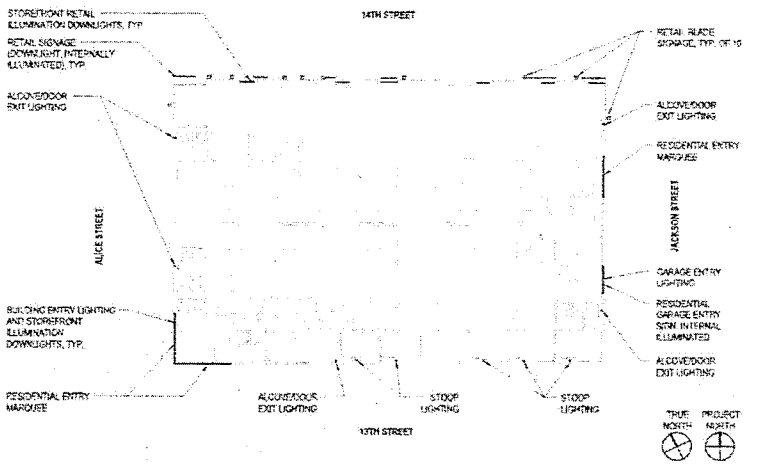


LEVEL 1 - LIGHTING & SIGNAGE PLAN 1
1" = 40'-0"

PYATOK
1611 TELEGRAPH AVE, SUITE 200
OAKLAND, CA 94612
510.465.7010 p | 510.465.8551
www.pyatok.com

Consultants

BKF Engineers
110 California Street, Suite 650
San Francisco, CA 94111

Meyer + Silberberg
1101 25th Street, Suite 202
Berkeley, CA 94710

# 14TH + ALICE

226 13TH STREET, OAKLAND, CA 94612

WP WEST ACQUISITIONS, LLC
26 SUNNYVIDE AVE, SUITE B
MILL VALLEY, CA 94941

| | |
|---|---|
| ZONING PRECAPPLICATION SUBMITTAL | [illegible] |
| DEVELOPMENT REVIEW APPLICATION | [illegible] |
| DESIGN REVIEW APPLICATION | [illegible] |
| DR RESUBMITTAL | [illegible] |
| PLANNING COMMISSION SUBMITTAL | [illegible] |

LIGHTING & SIGNAGE PLANS

| | |
|---|---|
| CITY NUMBER | [illegible] |
| DATE | [illegible] |
| SCALE | [illegible] |

PRELIMINARY - NOT FOR CONSTRUCTION

A211

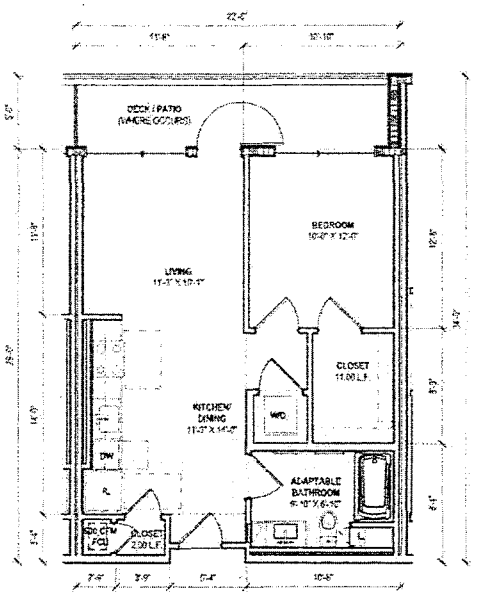


9 TOTAL
UNIT A3.1 6

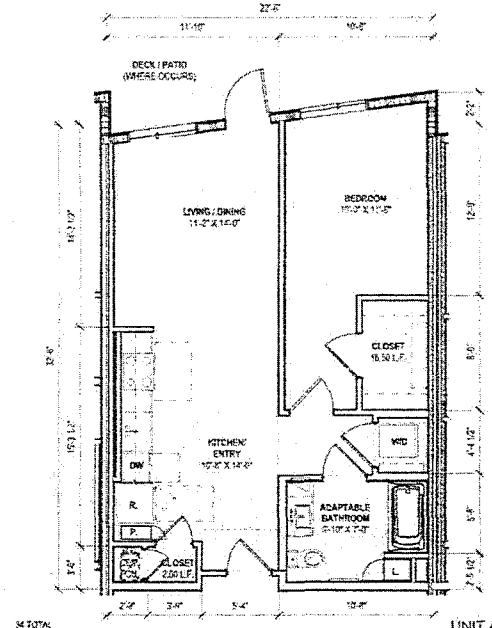


34 TOTAL
UNIT A1 4

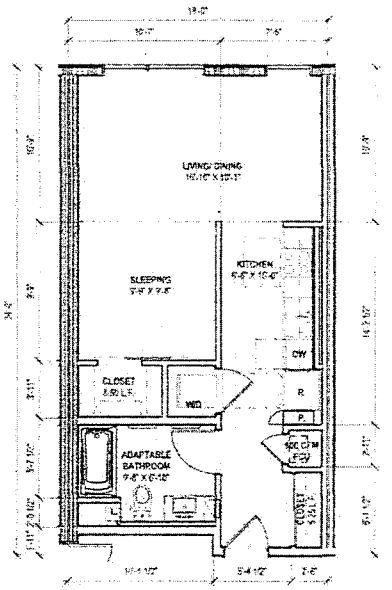


78 TOTAL
UNIT J1 2

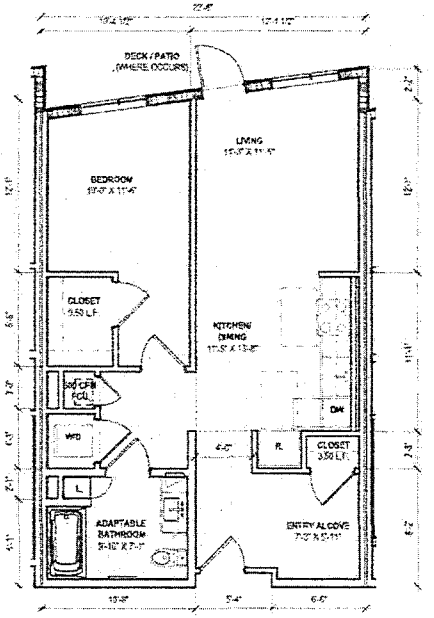


30 TOTAL
UNIT A2 5

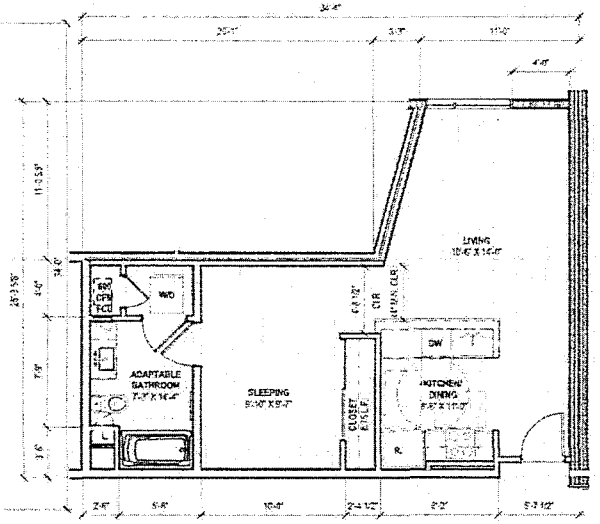


18 TOTAL
UNIT J2 3

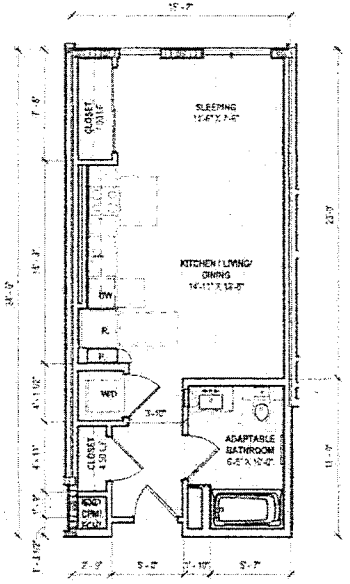


21 TOTAL
UNIT S1 1

PYATOK
[illegible] TELEGRAPH AVE, SUITE 200
OAKLAND, CA 94612
[illegible]
www.pyatok.com

Consultants:

RKT Engineers
150 California Street, Suite 650
San Francisco, CA 94111

Meyer + Silberberg
1401 4th Street, Suite 202
Berkeley, CA 94710

# 14TH + ALICE

226 13TH STREET, OAKLAND, CA 94612

YIP WEST ACQUISITIONS LLC
20 SUNNYSIDE AVE, SUITE B
MILL VALLEY, CA 94941

[illegible]

UNIT PLANS - TYPICAL

[illegible]

A221

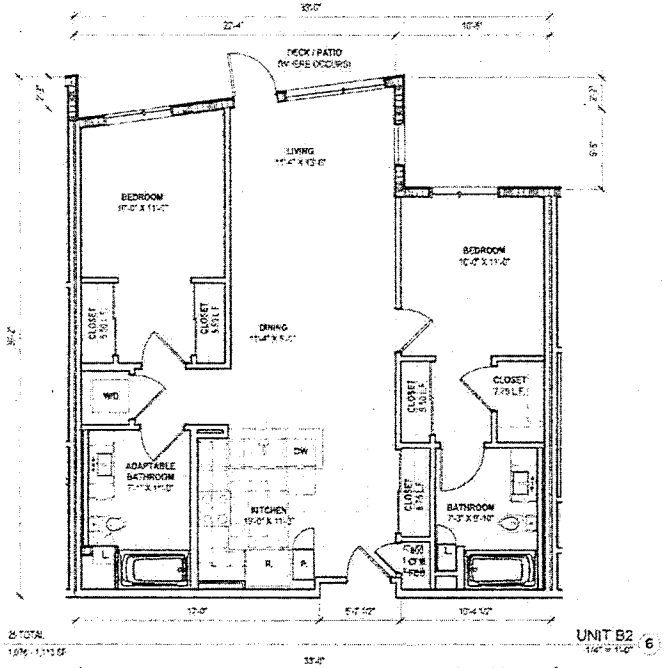


28 TOTAL
1,076 - 1,113 SF

UNIT B2 6
1/4" = 1'-0"

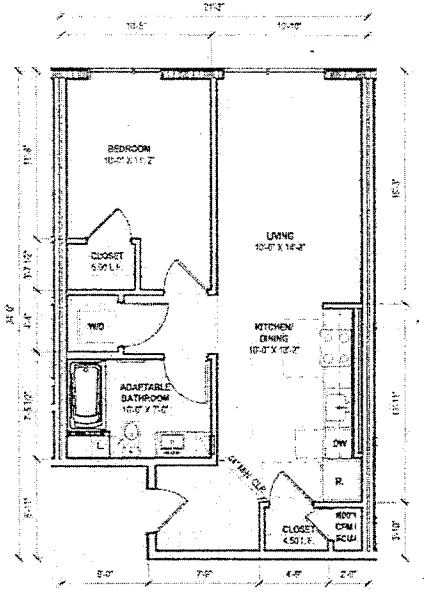


5 TOTAL
586 SF

UNIT A5 4
1/4" = 1'-0"

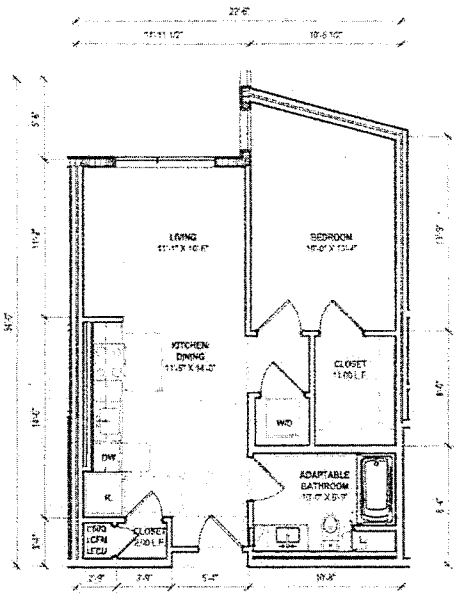


20 TOTAL
620 SF

UNIT A3.3 2
1/4" = 1'-0"

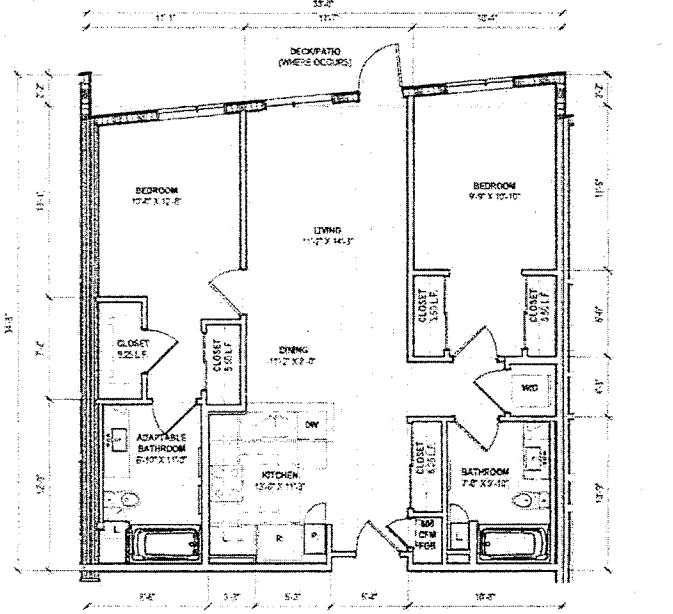


40 TOTAL
1,048 - 1,117 SF

UNIT B1.1 5
1/4" = 1'-0"

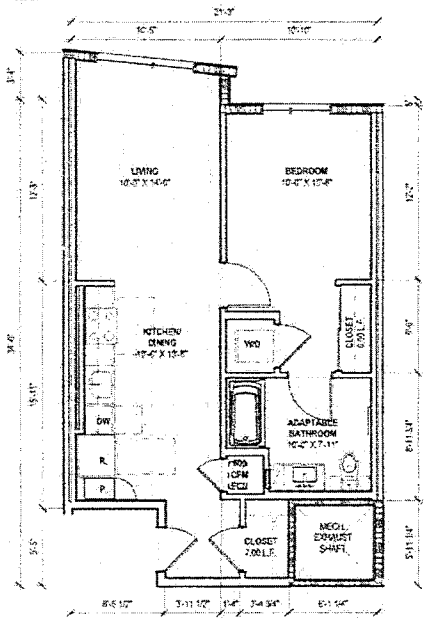


5 TOTAL
672 - 699 SF

UNIT A4.1 3
1/4" = 1'-0"

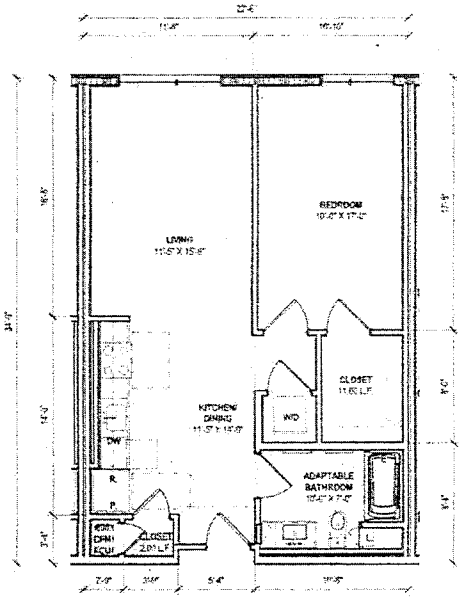


6 TOTAL (STACKS BELOW A3.1)
760 SF

UNIT A3.2 1
1/4" = 1'-0"

**PYATOK**
1611 TELEGRAPH AVE, SUITE 200
OAKLAND, CA 94612

510 465 7010 p | 510 465 8575 f
www.pyatok.com

Consultants

BKF Engineers
150 California Street, Suite 650
San Francisco, CA 94111

Meyer + Silberberg
1101 Hill Street, Suite 202
Berkeley, CA 94710

# 14TH + ALICE

226 13TH STREET, OAKLAND, CA 94612

WP WEST ACQUISITIONS LLC
20 SUNNYSIDE AVE, SUITE B
MILL VALLEY, CA 94941

ZONING/APPLICATION SUBMITTAL
DEVELOPMENT REVIEW APPLICATION
DESIGN REVIEW APPLICATION
DP RESUBMITTAL
PLANNING COMMISSION SUBMITTAL

UNIT PLANS - TYPICAL

CHECK ARRAY
DATE
SCALE

PRELIMINARY - NOT FOR CONSTRUCTION

A222

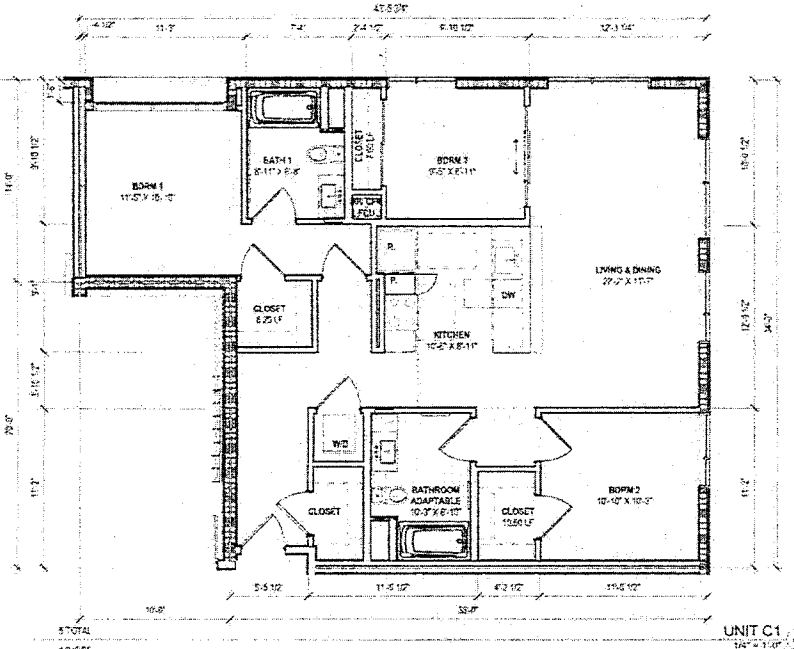


UNIT C1 4

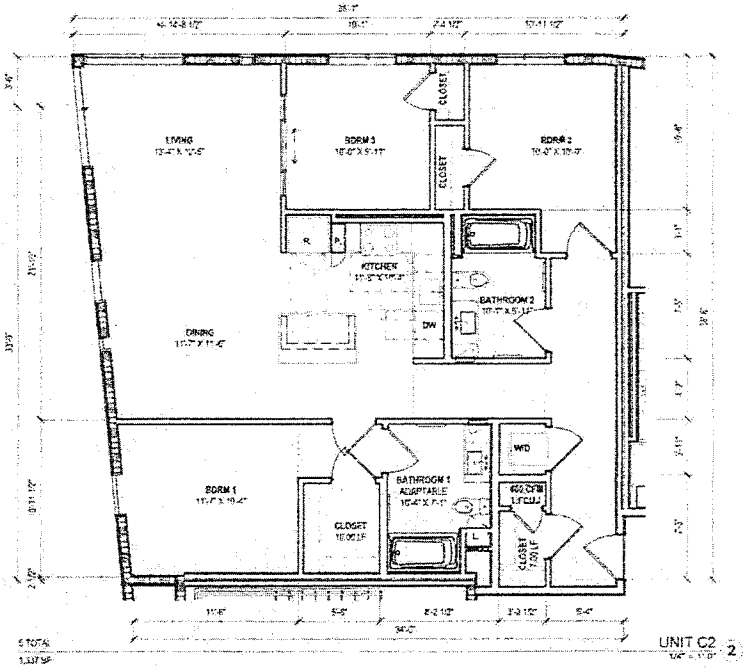


UNIT C2 2

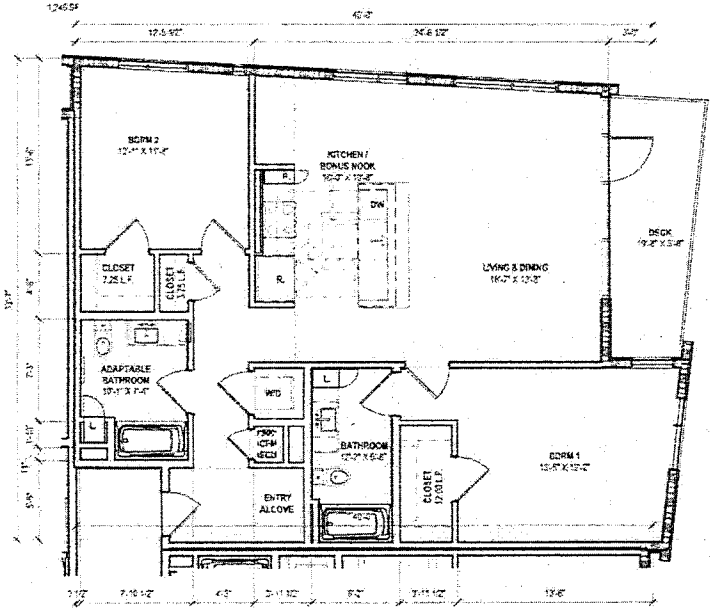


UNIT B5 3

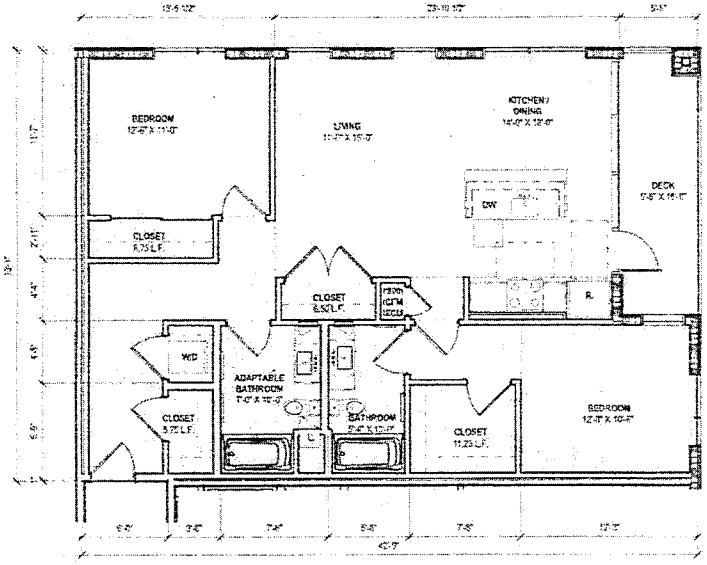


UNIT B3 1

PYATOK
1611 TELEGRAPH AVE, SUITE 200
OAKLAND, CA 94612

Consultants

BKF Engineers
150 California Street, Suite 600
San Francisco, CA 94111

Meyer + Silberberg
1401 8th Street, Suite 200
Berkeley, CA 94710

# 14TH + ALICE

226 13TH STREET, OAKLAND, CA 94612

WP WEST ACQUISITIONS LLC
26 @ BAYSIDE AVE, SUITE B
SAN JOSE, CA 94301

UNIT PLANS - TYPICAL

A223

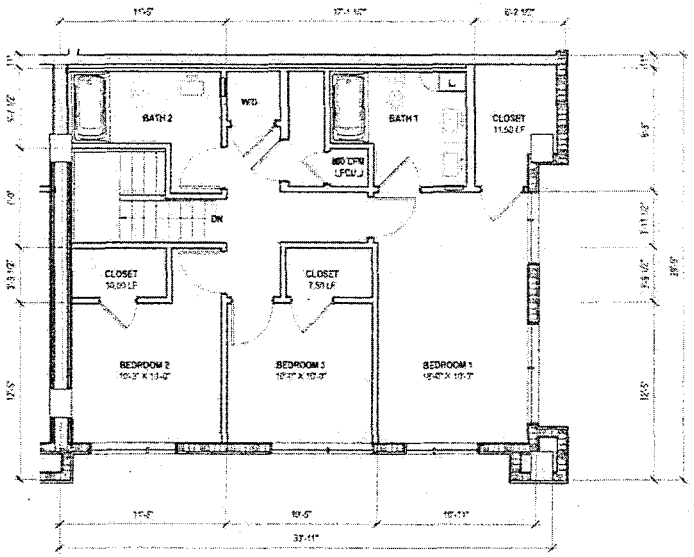


3 BR TOWNHOUSE - UPPER LEVEL (4)

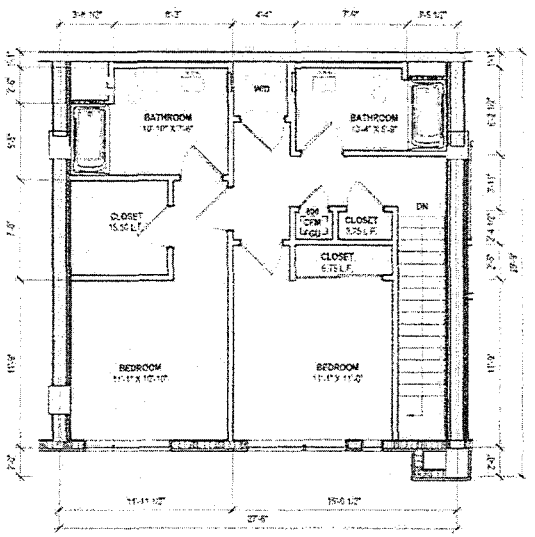


2 BR TOWNHOUSE - UPPER LEVEL (2)

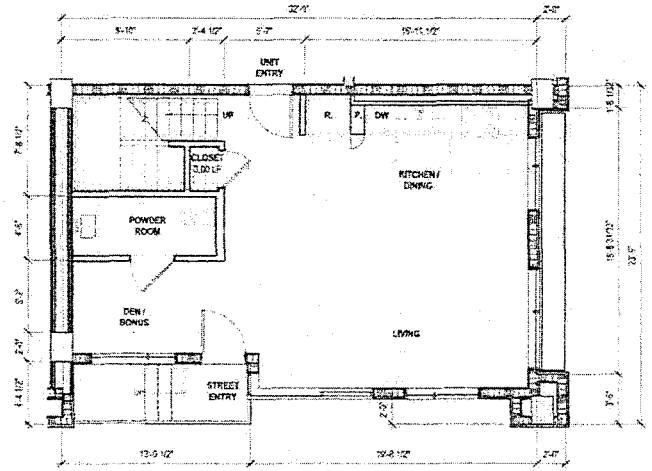


2 TOTAL

3BR TOWNHOUSE - LOWER LEVEL (3)

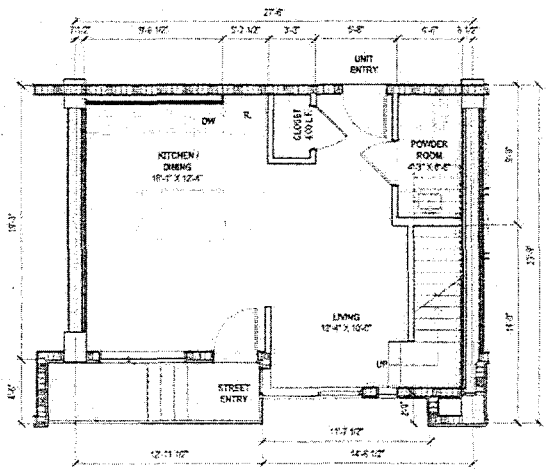


3 TOTAL

2 BR TOWNHOUSE - LOWER LEVEL (1)

PYATOK

Consultants

BKF Engineers

Meyer + Silberberg

# 14TH + ALICE

226 13TH STREET, OAKLAND, CA 94612

WP WEST ACQUISITIONS LLC

UNIT PLANS - TYPICAL

A224



Aerial Context - NE Corner 2



Aerial Context - NE Corner 1


PYATOK
1611 TELEGRAPH AVE, SUITE 200
OAKLAND, CA 94612
510.465.7010 | 510.465.8575
www.pyatok.com

Consultants

BKF Engineers
150 California Street, Suite 650
San Francisco, CA 94111

Meyer + Silberberg
1101 8th Street, Suite 202
Berkeley, CA 94710


# 14TH + ALICE

226 13TH STREET, OAKLAND, CA 94612

WP WEST ACQUISITIONS, LLC
20 SUNNYSIDE AVE, SUITE B
MILL VALLEY, CA 94941

| | |
|---|---|
| ZONING PRE-APPLICATION SUBMITTAL | [illegible] |
| DEVELOPMENT REVIEW APPLICATION | [illegible] |
| DESIGN REVIEW APPLICATION | [illegible] |
| DRIPE SUBMITTAL | [illegible] |
| PLANNING COMMISSION SUBMITTAL | [illegible] |

AERIAL CONTEXT VIEWS

| | |
|---|---|
| LOG NUMBER | [illegible] |
| DATE | [illegible] |
| SCALE | |

PRELIMINARY - NOT FOR CONSTRUCTION

A301



Aerial Context - SE Corner 2



Aerial Context - NW Corner 1


PYATOK
1611 TELEGRAPH AVE, SUITE 200
OAKLAND, CA 94612
510.425.7010 p | 510.425.8575 f
www.pyatok.com

Consultants:

BKF Engineers
150 California Street, Suite 450
San Francisco, CA 94111

Meyer + Silberberg
1101 8th Street, Suite 202
Berkeley, CA 94710


# 14TH + ALICE

226 13TH STREET, OAKLAND, CA 94612

WP WEST ACQUISITIONS, LLC
20 GUNNYSIDE AVE, SUITE B
MILL VALLEY, CA 94941

| | |
|---|---|
| ZONING PRE-APPLICATION SUBMITTAL | [illegible] |
| DEVELOPMENT REVIEW APPLICATION | [illegible] |
| DESIGN REVIEW APPLICATION | [illegible] |
| DR RESUBMITTAL | [illegible] |
| PLANNING COMMISSION SUBMITTAL | [illegible] |

AERIAL CONTEXT VIEWS

| | |
|---|---|
| JOB NUMBER | [illegible] |
| DATE | [illegible] |
| SCALE | |

PRELIMINARY - NOT FOR CONSTRUCTION

A302



NE CORNER - 14th AND JACKSON 1


PYATOK
1611 TELEGRAPH AVE, SUITE 200
OAKLAND, CA 94612
510.465.7010 p | 510.465.8575 f
www.pyatok.com

Consultants

BKF Engineers
150 California Street, Suite 650
San Francisco, CA 94111

Meyer & Silberberg
1101 8th Street, Suite 202
Berkeley, CA 94710


# 14TH + ALICE

226 13TH STREET, OAKLAND, CA 94612

WP WEST ACQUISITIONS LLC
20 SUNNYSIDE AVE, SUITE B
MILL VALLEY, CA 94941

| | |
|---|---|
| ZONING PRE-APPLICATION SUBMITTAL | [illegible] |
| DEVELOPMENT PROGRAM APPLICATION | [illegible] |
| DR ACQUISITION APPLICATION | [illegible] |
| DR PERSPECTIVE | [illegible] |
| PLANNING COMMISSION SUBMITTAL | [illegible] |

3D PERSPECTIVE VIEW

| | |
|---|---|
| JOB NUMBER | [illegible] |
| DATE | [illegible] |
| SCALE | [illegible] |

PRELIMINARY - NOT FOR CONSTRUCTION

A303



SW CORNER - 13th AND ALICE


PYATOK
1011 TELEGRAPH AVE, SUITE 200
OAKLAND, CA 94612

510 465 7010 p | 510 465 8575 f
www.pyatok.com

Consultants

BKF Engineers
150 Cadmia Street, Suite 650
San Francisco, CA 94111

Meyer + Sillenberg
1101 8th Street, Suite 200
Berkeley, CA 94710


# 14TH + ALICE

226 13TH STREET, OAKLAND, CA 94612

WP WEST ACQUISITIONS, LLC
20 SUNNYSIDE AVE, SUITE B
MILL VALLEY, CA 94941

| | |
|---|---|
| ZONING PRE-APPLICATION SUBMITTAL | [illegible] |
| DEVELOPMENT REVIEW APPLICATION | [illegible] |
| DESIGN REVIEW APPLICATION | [illegible] |
| DIT RESUBMITTAL | [illegible] |
| PLANNING COMMISSION SUBMITTAL | [illegible] |

## 3D PERSPECTIVE VIEW

| | |
|---|---|
| JOB NUMBER | [illegible] |
| DATE | [illegible] |
| SCALE | [illegible] |

PRELIMINARY - NOT FOR CONSTRUCTION

A304



Retail Corner - 14th and Jackson 3



SW Corner Leasing Lobby 2



14th Street Retail Entry 1


PYATOK
1611 TELEGRAPH AVE, SUITE 205
OAKLAND, CA 94612
510.465.3019 p | 510.465.8575 f
www.pyatok.com

Consultants

BKF Engineers
150 California Street, Suite 650
San Francisco, CA 94111

Meyer + Silberberg
1101 8th Street, Suite 202
Berkeley, CA 94710


# 14TH + ALICE

226 13TH STREET, OAKLAND, CA 94612

WP WEST ACQUISITIONS LLC
20 SUNNYSIDE AVE, SUITE B
MILL VALLEY, CA 94941

| | |
|---|---|
| CONSULTANT APPLICATION SUBMITTAL | [illegible] |
| DEVELOPMENT REVIEW APPLICATION | [illegible] |
| DESIGN REVIEW APPLICATION | [illegible] |
| DR RESUBMITTAL | [illegible] |
| PLANNING COMMISSION SUBMITTAL | [illegible] |

## 3D PERSPECTIVE VIEW

| | |
|---|---|
| JOB NUMBER | [illegible] |
| DATE | [illegible] |
| SCALE | [illegible] |

PRELIMINARY - NOT FOR CONSTRUCTION

A305



Alice at 14th Street - Building View 1


PYATOK
1911 TELEGRAPH AVE, SUITE 200
OAKLAND, CA 94612
510.465.7010 p | 510.465.5575 f
www.pyatok.com

Consultants

BKF Engineers
150 California Street, Suite 650
San Francisco, CA 94111

Meyer + Silberberg
1101 8th Street, Suite 202
Berkeley, CA 94710


# 14TH + ALICE

226 13TH STREET, OAKLAND, CA 94612

WP WEST ACQUISITIONS, LLC
20 SUNNYSIDE AVE, SUITE B
MILL VALLEY, CA 94941

| | |
|---|---|
| COMMITTEE APPLICATION SUBMITTAL | [illegible] |
| DEVELOPMENT REVIEW APPLICATION | [illegible] |
| DESIGN REVIEW APPLICATION | [illegible] |
| DP 2010 SUBMITTAL | [illegible] |
| PLANNING COMMISSION SUBMITTAL | [illegible] |

3D PERSPECTIVE VIEWS

| | |
|---|---|
| JOB NUMBER | [illegible] |
| DATE | [illegible] |
| SCALE | |


ORIGINAL DRAWING - NOT FOR CONSTRUCTION


A306

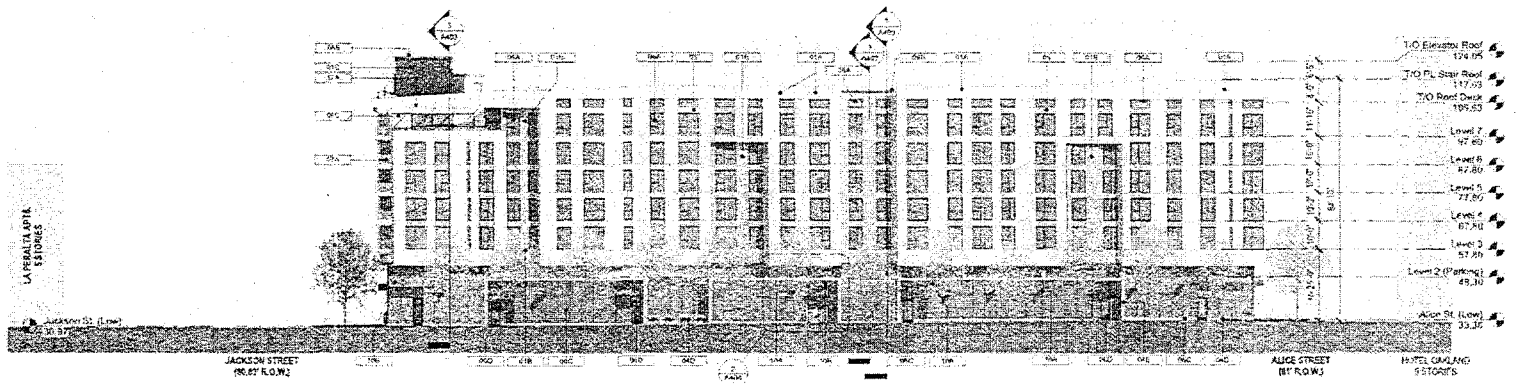


14TH STREET (NORTH) ELEVATION 4
1" = 20'-0"

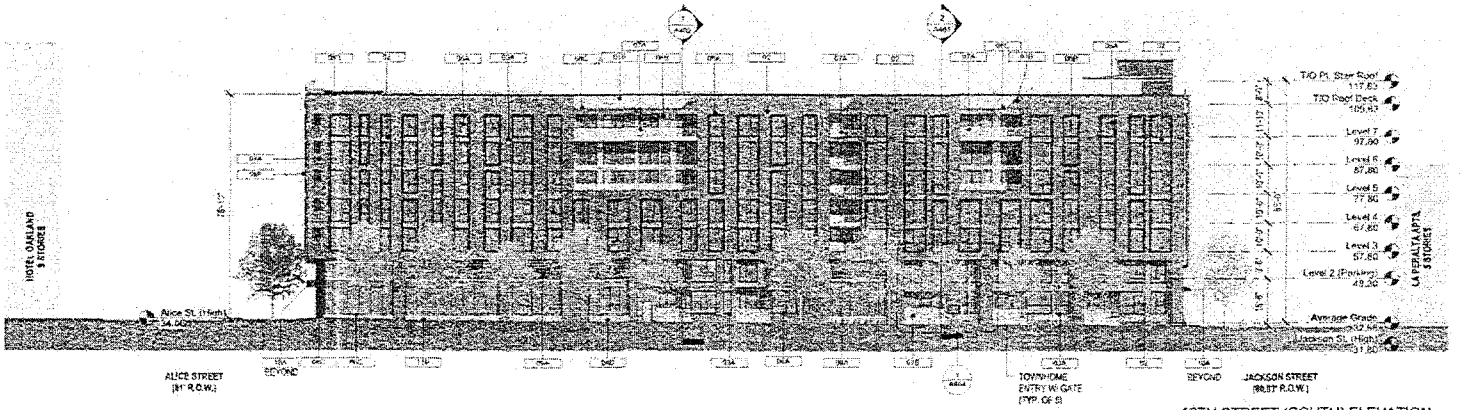


13TH STREET (SOUTH) ELEVATION 3
1" = 20'-0"

NOTES
- ALL LEVEL ELEVATIONS ARE SHOWN IN RELATION TO SEA LEVEL




ALICE STREET (WEST) ELEVATION 2
1" = 20'-0"

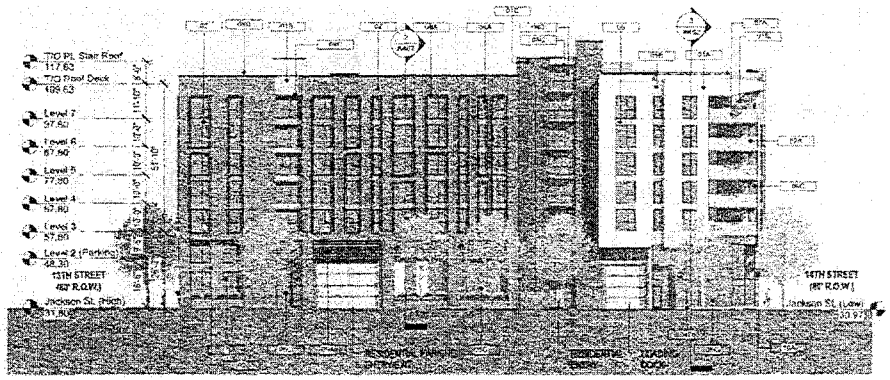


JACKSON STREET (EAST) ELEVATION 1
1" = 20'-0"

Keynote Legend

| TAG # | Keynote Text |
|---|---|
| 01A | STUCCO - LIGHT SAND FINISH, PAINTED - COLOR 1 |
| 01B | STUCCO - LIGHT SAND FINISH, PAINTED - COLOR 2 |
| 01C | STUCCO - LIGHT SAND FINISH, PAINTED - COLOR 3 |
| 02 | HORIZONTAL COMPOSITE WOOD SIDING, 8 IN WIDE, PAINTED |
| 03A | VENEER BRICK |
| 04B | EXPOSED CONCRETE - BOARDFORM FINISH |
| 04D | F.H. CONCRETE BASE AT STOREFRONT |
| 05 | METAL SPANDREL PANEL TO MATCH WINDOW FINISH |
| 06A | RESIDENTIAL GRADE ALUMINUM WINDOW - CLEAR ANODIZED FINISH |
| 06B | FIBERGLASS PATIO DOOR TO MATCH ADJACENT ALUMINUM WINDOW FINISH |
| 06C | ALUMINUM STOREFRONT SYSTEM - ANODIZED W/ CLEAR GLAZING |
| 06D | ALUMINUM STOREFRONT SYSTEM - STOREFRONT DOOR - ACCENT COLOR |
| 07A | UNIT BALCONY RAILING SYSTEM WITH INFILL PANELS, TRANSLUSCENT |
| 07B | UNIT TOWNHOME STOOP RAILING SYSTEM WITH INFILL PANELS, TRANSLUSCENT |
| 08A | SUNSHADE, PAINTED METAL |
| 08B | METAL TRIM, PAINTED |
| 08C | METAL CANOPY, PAINTED |
| 09A | METAL LOUVERS AT GARAGE |
| 10A | RETAIL BLADE SIGN, ILLUMINATED |
| 10B | RETAIL CANOPY SIGN, ILLUMINATED |
| 11B | METAL PRE-FABRICATED PLANTERS |
| 12A | METAL TRELLIS AT RESIDENT LOUNGE DECK |


PYATOK
7511 TELEGRAPH AVE, SUITE 200
OAKLAND, CA 94612
510.465.7010 p | 510.465.8579 f
www.pyatok.com

Consultants

BKS Engineers
150 California Street, Suite 650
San Francisco, CA 94111

Meyer + Sidenberg
1101 6th Street, Suite 202
Berkeley, CA 94710


# 14TH + ALICE

226 13TH STREET, OAKLAND, CA 94612


WP WEST ACQUISITIONS, LLC
23 SUNNYSIDE AVE, SUITE B
MILL VALLEY, CA 94941


| | |
|---|---|
| CONSULTING APPLICATION SUBMITTAL | [illegible] |
| DEVELOPMENT PERMIT APPLICATION | [illegible] |
| DESIGN REVIEW APPLICATION | [illegible] |
| DR PRESENTATIVE | [illegible] |
| PLANNING COMMISSION SUBMITTAL | [illegible] |

EXTERIOR ELEVATIONS

| | |
|---|---|
| JOB NUMBER | [illegible] |
| DATE | [illegible] |
| SCALE | [illegible] |

PRELIMINARY - NOT FOR CONSTRUCTION

A401

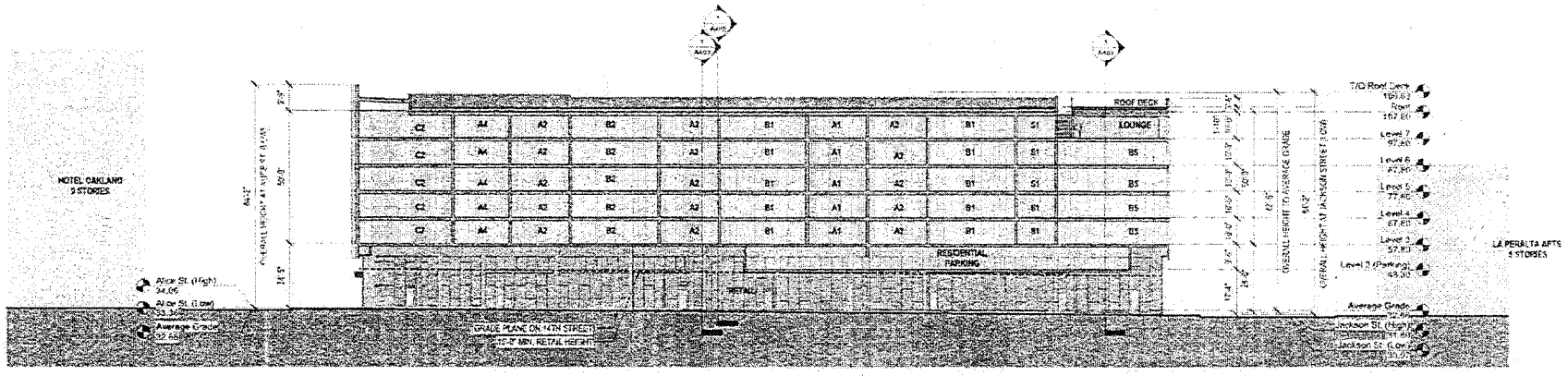


LONGITUDINAL SECTION THROUGH RETAIL, RESIDENTIAL PARKING AND UNITS (VIEW NORTH) 3

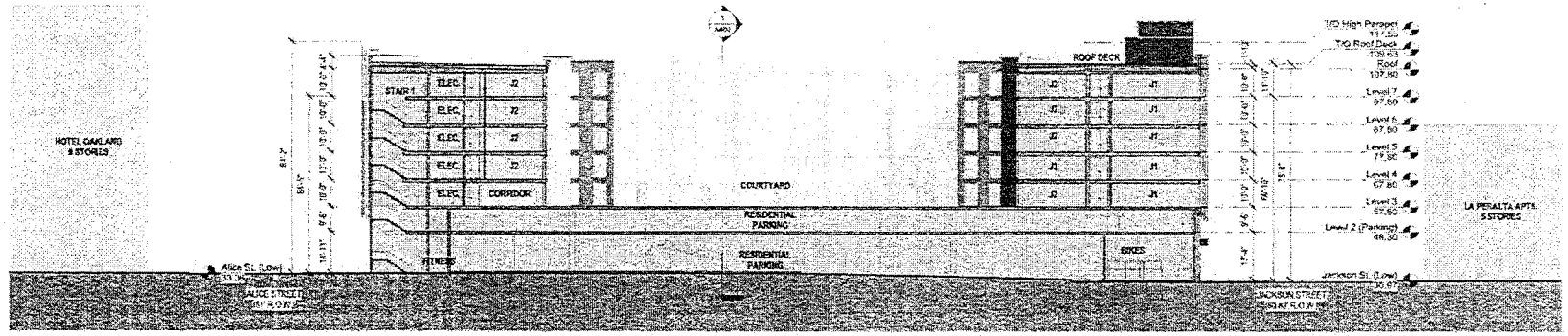


LONGITUDINAL SECTION THROUGH RESIDENTIAL PARKING AND BIKES (VIEW NORTH) 2

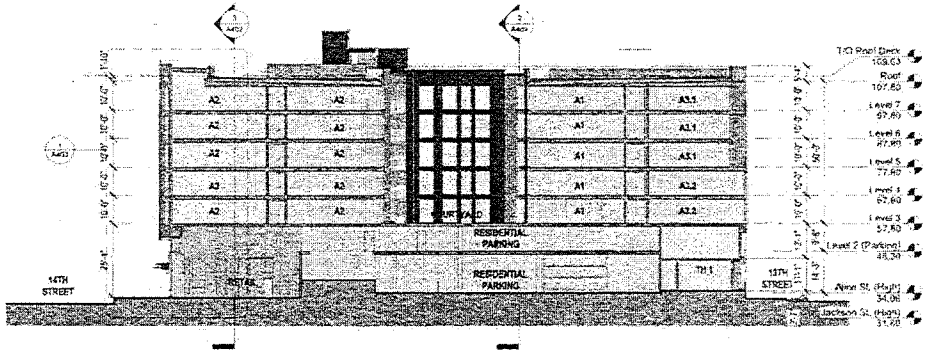


CROSS SECTION THROUGH RETAIL AND TOWNHOUSES (VIEW EAST) 1

PYATOK

# 14TH + ALICE

226 13TH STREET, OAKLAND, CA 94612

SITE SECTIONS

A402

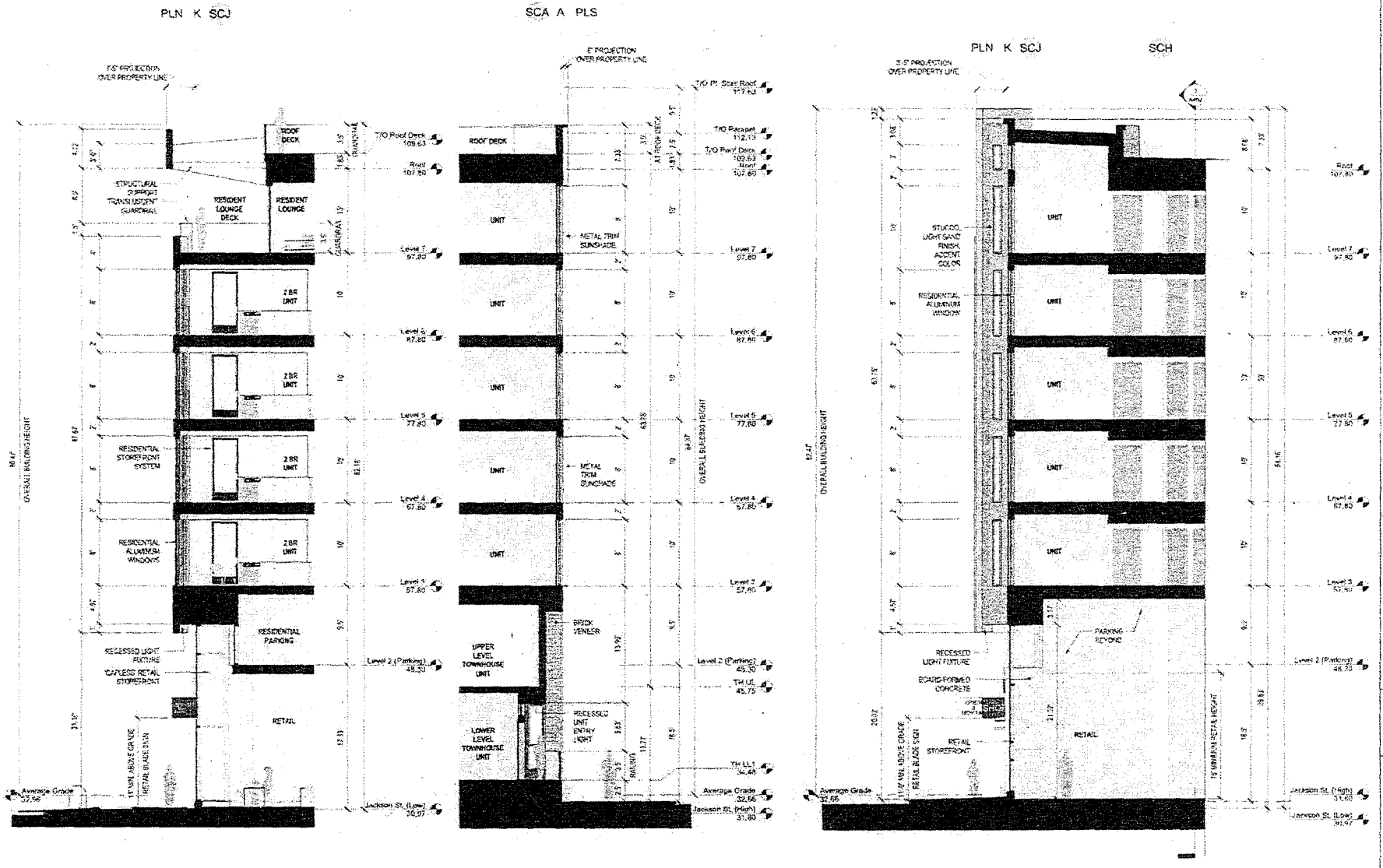


SECTION AT RESIDENT LOUNGE - 14TH STREET 3

ENLARGED SECTION AT TOWNHOMES - 13TH STREET 2

SECTION AT RETAIL STOREFRONT - 14TH STREET 1

PYATOK

Consultants

BKF Engineers

Mayer + Silberberg

# 14TH + ALICE

226 13TH STREET, OAKLAND, CA 94612

WP WEST ACQUISITIONS, LLC

ENLARGED BUILDING SECTIONS

A403

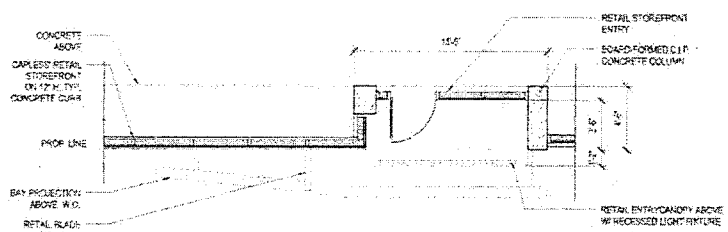


ENLARGED PLAN AT TYPICAL RETAIL ENTRY 4

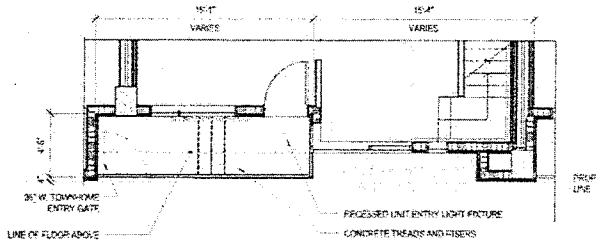


ENLARGED PLAN AT TOWNHOME ENTRY 3

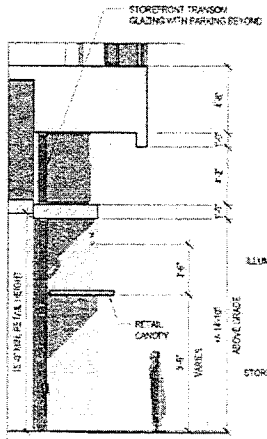


ENLARGED SECTION AT TYP. RETAIL ENTRY 5

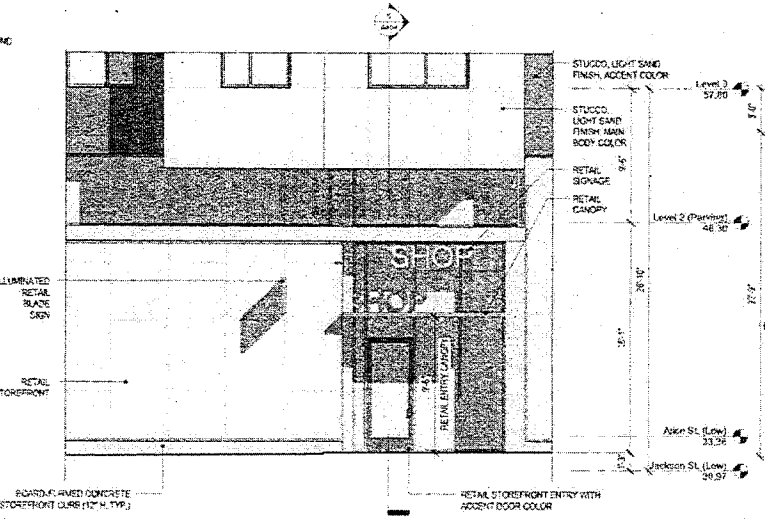


ENLARGED ELEVATION AT TYPICAL RETAIL ENTRY 2

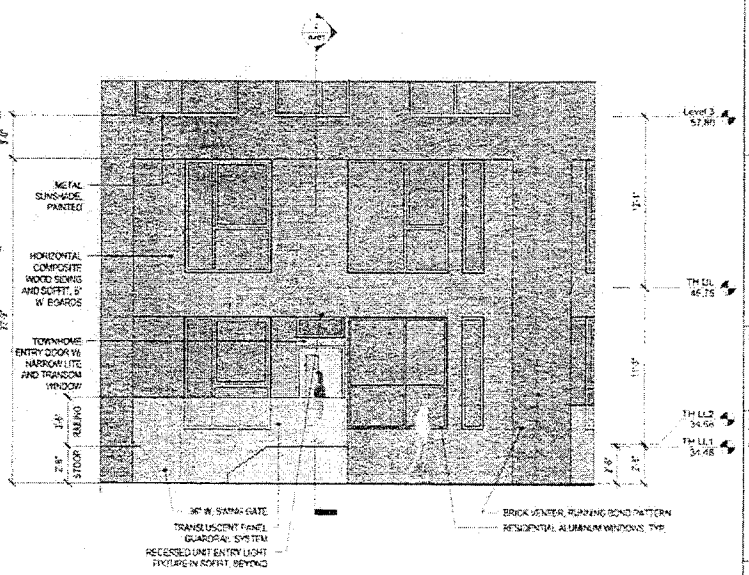


ENLARGED ELEVATION AT TYPICAL TOWNHOUSE 1

PYATOK
1611 TELEGRAPH AVE, SUITE 200
OAKLAND, CA 94612

Consultants

RKF Engineers
150 California Street, Suite 650
San Francisco, CA 94111

Mayer + Silberberg
1101 8th Street, Suite 202
Berkeley, CA 94710

# 14TH + ALICE

226 13TH STREET, OAKLAND, CA 94612

WP WEST ACQUISITIONS, LLC
98 SUNNYSIDE AVE, SUITE 9
MILL VALLEY, CA 94941

ENLARGED ELEVATIONS

A404



Jackson Street Lobby 2

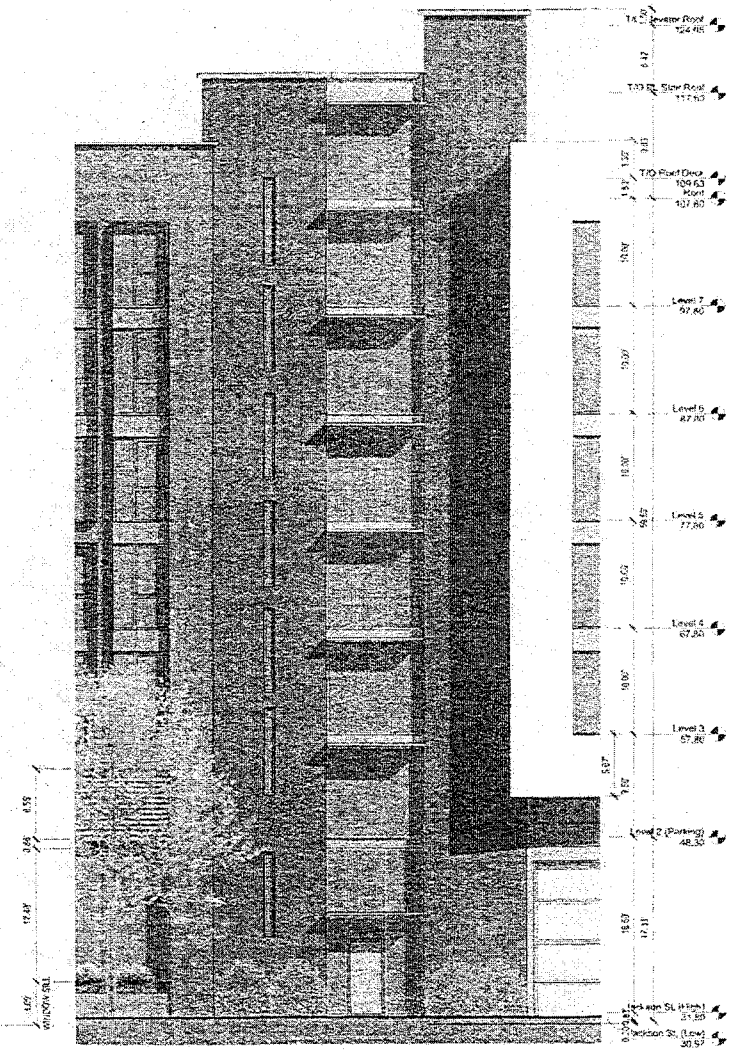


Enlarged Elevation - Jackson Street Lobby 1


PYATOK
1611 TELEGRAPH AVE, SUITE 200
OAKLAND, CA 94612
510.465.7010 p | 510.465.8575 f
www.pyatok.com

Consultants

BKF Engineers
150 California Street, Suite 650
San Francisco, CA 94111

Meyer + Silberberg
1101 8th Street, Suite 202
Berkeley, CA 94710


# 14TH + ALICE

226 13TH STREET, OAKLAND, CA 94612

WP WEST ACQUISITIONS, LLC
20 DUNNYSIDE AVE, SUITE B
MILL VALLEY, CA 94941

| | |
|---|---|
| COMMUNITY APPLICATION SUBMITTAL | [illegible] |
| DEVELOPMENT REVIEW APPLICATION | [illegible] |
| DESIGN REVIEW APPLICATION | [illegible] |
| DR RESUBMITTAL | [illegible] |
| PLANNING COMMISSION SUBMITTAL | [illegible] |

ENLARGED ELEVATIONS JACKSON STREET LOBBY

| | |
|---|---|
| JOB NUMBER | [illegible] |
| DATE | [illegible] |
| SCALE | [illegible] |

A405

## EXTERIOR PERSPECTIVES







## MATERIALS



1 Cement Plaster - Light Sand Finish, Painted



2 'Capless' Aluminum Window System - Clear Anodized w/ Clear Glazing



3 Brick Veneer



4 Exposed Concrete - Architectural Finish / Board formed



5 Metal Panels To Match Windows



6 Residential Grade Aluminum Window - Clear Anodized



7 Balconies

## COLORS



8 Sunshades - Painted Metal



9 Metal Trim



10 Horizontal Composite Siding, Painted

A Main Body 1 Cement Plaster System



B Main Body 2 Cement Plaster System



C Accent 1 Cement Plaster System



D Brick Veneer

PYATOK

14TH + ALICE

226 13TH STREET, OAKLAND, CA 94612

MATERIALS AND COLORS

A502

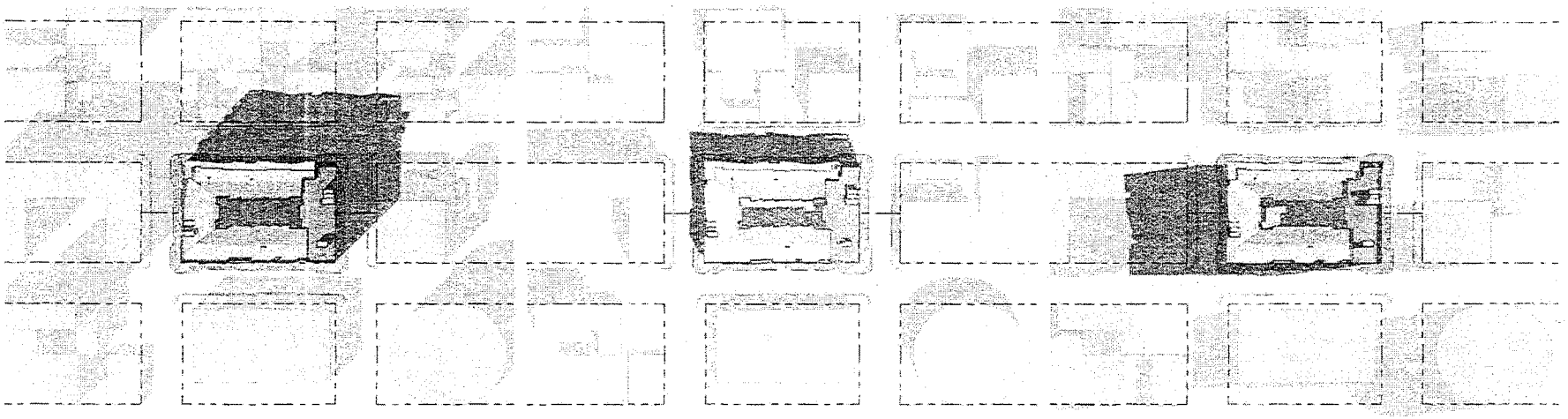

SHADOW STUDY - SEPTEMBER 21, 5PM 3
1" = 100'-0"

SHADOW STUDY - SEPTEMBER 21, 1PM 2
1" = 100'-0"

SHADOW STUDY - SEPTEMBER 21, 9AM 1
1" = 100'-0"


PYATOK
1211 TELEGRAPH AVE, SUITE 200
OAKLAND, CA 94612
510.465.7010 | 510.465.8477
www.pyatok.com

Consultants

BKF Engineers
150 Customs Street, Suite 650
San Francisco, CA 94111

Meyer + Silberberg
1101 8th Street, Suite 202
Berkeley, CA 94710


# 14TH + ALICE

226 13TH STREET, OAKLAND, CA 94612


WP WEST ACQUISITIONS, LLC
20 SUNNYSIDE AVE, SUITE 9
MILL VALLEY, CA 94941


| | |
|---|---|
| CITIZENS PRE-APPLICATION SUBMITTAL | [illegible] |
| DEVELOPMENT PLAN APPLICATION | [illegible] |
| DESIGN REVIEW APPLICATION | [illegible] |
| DR RECLOSED | [illegible] |
| PLANNING COMMISSION SUBMITTAL | [illegible] |

SHADOW STUDIES

| | |
|---|---|
| LOT NUMBER | [illegible] |
| DATE | [illegible] |
| SCALE | [illegible] |

FOR ARMORY - NOT FOR CONSTRUCTION

A501

# *Case Number PLN15-230, 226 13th Street*

# *Public Comments Received from 5/13/16 to 5/24/16*

ADAMS BROADWELL JOSEPH & CARDOZO
A PROFESSIONAL CORPORATION
ATTORNEYS AT LAW
601 GATEWAY BOULEVARD, SUITE 1000
SOUTH SAN FRANCISCO, CA 94080-7037

TEL: (650) 589-1660
FAX: (650) 589-5062
lhorton@adamsbroadwell.com

DANIEL L. CARDOZO
CHRISTINA M. CARO
THOMAS A. ENSLOW
TANYA A. GULESSERIAN
LAURA E. HORTON
MARC D. JOSEPH
RACHAEL E. KOSS
JAMIE L. MAULDIN
ELLEN L. WEHR

SACRAMENTO OFFICE
520 CAPITOL MALL, SUITE 350
SACRAMENTO, CA 95814-4721
TEL: (916) 444-6201
FAX: (916) 444-6209

May 18, 2016

**VIA EMAIL AND U.S. MAIL**

Rachel Marie Flynn
Director, Planning & Building
City of Oakland
250 Frank H. Ogawa Plaza, Suite 2114
Oakland, CA 94612
**Email:** rflynn@oaklandnet.com

LaTonda D. Simmons, City Clerk
City of Oakland
One Frank H. Ogawa Plaza
First and Second Floors
Oakland, CA 94612
**Email:** lsimmons@oaklandnet.com

**VIA EMAIL ONLY**

Peterson Vollmann
**Email:** pvollmann@oaklandnet.com

**Re: Request to Postpone Planning Commission Hearing – 14th and Alice (SE) Project (PLN 14-320)**

Dear Ms. Flynn, Ms. Simmons, and Mr. Vollmann:

We are writing on behalf of Oakland Residents for Responsible Development ("Coalition") to request that the City postpone the scheduled June 1st Planning Commission hearing on the 226 13th Street Project PLN 14-320 ("Project"). Specifically, the Coalition requests that the City postpone the hearing until at least 30 days after the City provides outstanding records responsive to our April 5th Public Records Act request and records referenced in the City's CEQA Analysis for the Project, including:

- The complete CalEEMod output files (winter, summer, and annual) for the Project's construction emissions; and
- The complete CalEEMod output files (winter, summer, and annual) for the Project's operational emissions.

On April 5, 2016, we submitted a request to the City of Oakland for "any and all public records" relating to the Project, pursuant to the California Public Records



printed on recycled paper

Act ("CPRA").[1] However, as of the date of this letter, the City has failed to fully respond to our request. On May 17, Mr. Vollmann directed us to the City's Planning & Building website containing the CEQA Analysis and some related documents for the Project.[2] However, those documents do not encompass the entirety of the City's required response to our CPRA request, which should include emails, memoranda, letters, and other such records relating to the Project.

Furthermore, the City's Planning & Building website fails to provide all files necessary for a full public review of the City's CEQA Analysis and the Project. The CEQA Analysis states that the CalEEMod output files used for the City's air quality impact analysis can be found in Appendix A (criteria air pollutants) and in Appendix E (GHG emissions). However, both appendices do not include the full CalEEMod output files for either construction or operation. Instead, the CEQA Analysis and appendices merely include partial summaries of assumptions and emissions. Without the full CalEEMod output files for both construction and operation emissions, the public is unable to verify the accuracy of the City's summary assumptions and emission estimates, thwarting public review of the Project's air quality impacts.

Due to the City's failure to provide public records in response to our April 5th request and the modelling output files referenced in the CEQA Analysis, we respectfully request that the City postpone the June 1 hearing for the Project to 30 days after it provides the responsive records.

Thank you for your attention to this matter.

Sincerely,

Laura E. Horton

LEH:ric

---

[1] Letter from Janet M. Laurain, Adams Broadwell Joseph & Cardozo to Rachel Marie Flynn, LaTonda D. Simmons, and Peterson Z. Vollmann, City of Oakland, April 5, 2016, **Attachment A.**
[2] Email from Peterson Z. Vollmann, City of Oakland to Janet M. Laurain, Adams Broadwell Joseph & Cardozo, May 17, **Attachment B.**



printed on recycled paper

# ATTACHMENT A

ADAMS BROADWELL JOSEPH & CARDOZO
A PROFESSIONAL CORPORATION
ATTORNEYS AT LAW
601 GATEWAY BOULEVARD, SUITE 1000
SOUTH SAN FRANCISCO, CA 94080-7037
TEL (650) 589-1660
FAX (650) 589-5062
dbuckman@adamsbroadwell.com

DANIEL L. CARDOZO
CHRISTINA M. CAPO
THOMAS A. ENSLOW
TANYA A. GULESSERIAN
LAURA E. HORTON
MARC E. JOSEPH
RACHAEL E. KOSS
JAMIE L. MAULDIN
ELLEN L. WEHR

SACRAMENTO OFFICE
520 CAPITOL MALL, SUITE 350
SACRAMENTO, CA 95814-4721
TEL (916) 444-6201
FAX (916) 444-6209

April 5, 2016

**VIA EMAIL AND U.S. MAIL**

Rachel Marie Flynn
Director, Planning & Building
City of Oakland
250 Frank H. Ogawa Plaza, Suite 2114
Oakland, CA 94612
**Email:** rflynn@oaklandnet.com

LaTonda D. Simmons, City Clerk
City of Oakland
One Frank H. Ogawa Plaza
First and Second Floors
Oakland, CA 94612
**Email:** lsimmons@oaklandnet.com

**VIA EMAIL ONLY**

Peterson Vollmann
**Email:** pvollmann@oaklandnet.com

**Re: Public Records Act Request – 14th and Alice (SE) Project,**

Dear Ms. Flynn, Ms. Simmons and Mr. Vollmann:

We are writing on behalf of International Brotherhood of Electrical Workers, Local 595, Plumbers & Steamfitters, Local 342 and Sheet Metal Workers, Local 104 to request a copy of any and all public records in the possession of the City of Oakland referring or related to the 14th and Alice SE ("Project"), **since the date of our last public records request dated December 1, 2015**. The project site is located at 226 13th Street (APN 002-0077-001-00).

We are making this request pursuant to the California Public Records Act ("Act"),[1] and request the above documents pursuant to section 6253(a) of the Act. In addition, we request these materials pursuant to Article I, section 3(b) of the California Constitution, which provides a constitutional right of access to information concerning the conduct of the government. Article I, section 3(b) provides that any statutory right to information shall be broadly construed to

[1] Gov. Code, §§ 6250, et seq.

provide the greatest access to government information and further requires that any statute that limits the right of access to information be narrowly construed.

In responding to this request, please bear in mind that any exemptions from disclosure the City may believe to be applicable are to be narrowly construed.[2] If the City declines to produce any of the requested documents on the grounds of an exemption, please bear in mind that the Public Records Act imposes a duty on the City to distinguish between the exempt and the non-exempt portion of any such records, and to attempt in good faith to redact the exempt portion and to disclose the balance of such documents.[3] Please bear in mind further that should the City choose to withhold any document from disclosure, the City has a duty under Government Code section 6255, subd. (a) to "justify withholding any record by demonstrating that the record in question is exempt under express provisions" of the Public Records Act or that "the public interest served by not disclosing the record clearly outweighs the public interest served by disclosure of the record."[4] The City may not seek recovery of costs for any staff time related to responding to this Public Records Act request.[5]

If any of the requested items are available on the Internet, we request that the City direct us to the appropriate URL web address or other site for accessing the documents. Pursuant to Government Code section 6253.9, if the requested documents are in electronic format and are 10 MB or less (or can be easily broken into chunks of 10 MB or less), please email them as attachments. We request access to the above documents, including any electronic documents, in their original form, as maintained by the City.[6]

---

[2] *Marken v. Santa Monica-Malibu Unif. Sch. Dist.* (2012) 202 Cal. App. 4th 1250,1262; *Citizens for Ceres v. Super. Ct.* (2013) 217 Cal.App.4th 889, 913.
the common interest doctrine cannot apply to communications between a developer and a reviewing public agency made before project approval
[3] Gov. Code § 6253(a)
[4] *Id.*
[5] *North County Parents v. Dept. of Education* (1994) 23 Cal.App.4th 144; *County of Los Angeles v. Super. Ct.* (2000) 82 Cal.App.4th 819, 826.
[6] Gov. Code § 6253.9(a)(1); *See Sierra Club v. Super. Ct.* (2013) 57 Cal. 4th 157, 161.

1506-001a

Printed on recycled paper

Please use the following contact information for all correspondence regarding these requests:

Janet Laurain
Adams Broadwell Joseph & Cardozo
601 Gateway Boulevard, Ste. 1000
South San Francisco, CA 94080
jlaurain@adamsbroadwell.com
Phone: (650) 589-1660
Fax: (650) 589-5062

Thank you for your assistance with this matter.

Sincerely,

Janet M. Laurain
Paralegal

JML:ric

5508-001n

# ATTACHMENT B

**From:** Janet M. Laurain
**Sent:** Tuesday, May 17, 2016 11:35 AM
**To:** Laura E. Horton
**Subject:** FW: 14th and Alice (SE) Project

**From:** Vollmann, Peterson [mailto:PVollmann@oaklandnet.com]
**Sent:** Tuesday, May 17, 2016 11:30 AM
**To:** Janet M. Laurain
**Subject:** RE: 14th and Alice (SE) Project

Here is the link to the CEQA document. It's item #41 on the list.

http://www2.oaklandnet.com/government/o/PBN/OurServices/Application/DOWD009157

I will look up any new public records since your last request.

**Peterson Z. Vollmann**, Planner III | City of Oakland | Bureau of Planning | 250 Frank H. Ogawa, Suite 2114 | Oakland, CA 94612 | Phone: (510)238-6167 | Fax: (510) 238-4730 | Email: pvollmann@oaklandnet.com | Website: www.oaklandnet.com/planning

**From:** Janet M. Laurain [mailto:jlaurain@adamsbroadwell.com]
**Sent:** Tuesday, May 17, 2016 11:26 AM
**To:** Vollmann, Peterson
**Subject:** RE: 14th and Alice (SE) Project

Pete,

Thanks for the emails, but the PRA request we were following up on is our April 5th PRA (attached). Please note, we would also like all CEQA documents on the project from the date of our last request in December 2015.

Janet

Janet M. Laurain, Paralegal
Adams Broadwell Joseph & Cardozo
601 Gateway Boulevard, Suite 1000
South San Francisco, CA 94080
(650) 589-1660
jlaurain@adamsbroadwell.com

This e-mail may contain material that is confidential, privileged and/or attorney work product for the sole use of the intended recipient. Any review, reliance or distribution by others or forwarding without express permission is strictly prohibited. If you are not the intended recipient, please contact the sender and delete all copies.

> **From:** Vollmann, Peterson [mailto:PVollmann@oaklandnet.com]
> **Sent:** Tuesday, May 17, 2016 11:15 AM
> **To:** Janet M. Laurain
> **Subject:** RE: 14th and Alice (SE) Project
>
> Here are e-mails that I sent you previously regarding your records request for this site.
>
> **Peterson Z. Vollmann**, Planner III | City of Oakland | Bureau of Planning | 250 Frank H. Ogawa, Suite 2114

| Oakland, CA 94612 | Phone: (510)238-6167 | Fax: (510) 238-4730 | Email: pvollmann@oaklandnet.com | Website: www.oaklandnet.com/planning

**From:** Janet M. Laurain [mailto:jlaurain@adamsbroadwell.com]
**Sent:** Tuesday, May 17, 2016 10:58 AM
**To:** Vollmann, Peterson
**Subject:** FW: 14th and Alice (SE) Project

Hi Pete,

Can you please check on the PRA response to our request for the 226 13th Street (14th & Alice SE) project? I don't this we have received anything yet. Please let me know when we can expect the documents as the hearing is coming up on June 1st.

Thank you.

**From:** Vollmann, Peterson [mailto:PVollmann@oaklandnet.com]
**Sent:** Tuesday, May 03, 2016 3:10 PM
**To:** Janet M. Laurain
**Subject:** RE: 14th and Alice (SE) Project

I don't think I saw this one yet. I know I still owe your firm the application materials on 1433 Webster Street since they have now filed the application instead of just the pre-application and new information on 2400 Valdez Street. Are there any other outstanding information requests of projects that I am working on that I should be aware other than those that I just mentioned?

**Peterson Z. Vollmann**, Planner III | City of Oakland | Bureau of Planning | 250 Frank H. Ogawa, Suite 2114 | Oakland, CA 94612 | Phone: (510)238-6167 | Fax: (510) 238-4730 | Email: pvollmann@oaklandnet.com | Website: www.oaklandnet.com/planning

**From:** Janet M. Laurain [mailto:jlaurain@adamsbroadwell.com]
**Sent:** Tuesday, May 03, 2016 2:02 PM
**To:** Vollmann, Peterson
**Subject:** FW: 14th and Alice (SE) Project

Hi Pete,

We sent in the attached PRA request for public records since the December 1, 2015 (the date of our last request) for the 14th and Alice project, but we haven't received a response. Can you tell me if the city has responsive documents?

Thank you.

Janet Laurain

Janet M. Laurain, Paralegal
Adams Broadwell Joseph & Cardozo
601 Gateway Boulevard, Suite 1000
South San Francisco, CA 94080
(650) 589-1660

**Vollmann, Peterson**

**From:** Matthew Leber <mattleber75@gmail.com>
**Sent:** Sunday, May 22, 2016 9:02 PM
**To:** Vollmann, Peterson
**Subject:** Mr. Vollmann - 226 13th Street

Hello Mr. Vollmann,

I live just a block away from the proposed 226 13th Street Development. Can you share what community benefits that Woods Partners has offered? Can you also share the estimated rent for the apartments that will be rented in this development? Given the current housing crisis, I am concerned about the tremendous negative impacts that this development will have.

Thank you!

--
Matthew Leber
(615) 414-3788

HOTEL OAKLAND VILLAGE

May 23, 2016

Pete Vollmann, Planner III
City of Oakland | Bureau of Planning
250 Frank H. Ogawa, Suite 2114
Oakland, CA 94612

Dear Pete,

I am writing in support of Wood Partners' proposed mixed-use development project at 226 13th Street, which encompasses the entire block between 13th and 14th Streets and Alice and Jackson Streets. I am the owner of Hotel Oakland at 270 – 13th Street, a 315- unit affordable senior apartment community. Our mission is to help our residents lead healthy independent lives at home. Please visit our website at www.HotelOaklandVillage.com.

After having had an ownership interest in the Hotel Oakland for over 35 years, I am so pleased to see investment in our neighborhood that will bring much needed housing, and more importantly, improve the safety of our streets. With safer streets, our senior residents and their families, and our staff, can feel more comfortable walking in the neighborhood. The site has been vacant for over 40 years and is poorly lit, does not feel safe to walk past, and has been subject to frequent automobile break ins. The proposed development directly supports Hotel Oakland's effort to emphasize a culture of healthy well-being, and encourage participation in community activities.

We strongly urge the Planning Commission to approve the 226 13th Street development application. If you could please distribute this letter of support to commissioners, I would really appreciate it.

Thank you for your consideration.

Bill Langelier
The Langelier Company, Inc.
681 Schofield Road
The Presidio
San Francisco, CA 94123

**Vollmann, Peterson**

**From:** Tiffany Eng <teng@groundedsolutions.org>
**Sent:** Saturday, May 21, 2016 12:39 AM
**To:** Vollmann, Peterson
**Subject:** 226 13th St

http://www2.oaklandnet.com/oakca1/groups/ceda/documents/agenda/oak058657.pdf

Hi Peter -
Can you please share the unit breakdown for the 262 units at 226 13th Street? I'm wondering if there will be an 2 or 3 bedrooms, and if so, how many? Can you share the link to the design documents?

Given the close proximity to multiple child care centers and schools I am strongly encouraging the city to include more family friendly housing units. We need a lot more three bedroom units and housing for all ages, all incomes, and a range of household sizes. Without larger sized units where households can naturally age in place, neighborhood turnover happens at a faster pace, and it is much harder to build a connected community.

But we don't just need penthouses. We also need to encourage developers to infuse family friendly and flexible design principles into the planning review. Being family friendly is a fundamental value we need to adopt for our City and implement in part through design. The developers should also be encouraged to design units using family-friendly design guidelines and flexible design principles allowing households to reconfigure their units as their needs change.

Please share my comments with the committee/council. I'm having some trouble completing my chart: https://infogr.am/unit_mix_of_projects_in_oakland_pipeline

Tiffany
Family Friendly Oakland
D1 Resident

## Vollmann, Peterson

**From:** Lailan Sandra Huen <lailan.huen@gmail.com>
**Sent:** Friday, May 20, 2016 3:55 AM
**To:** Vollmann, Peterson
**Cc:** Flynn, Rachel; Moore, Jim; nagrajplanning@gmail.com; Jahaziel Bonilla; amandamonchamp@gmail.com; Jahmese Myres; Pattillo, Chris; EW.Oakland@gmail.com
**Subject:** Public Comment on 226 13th Street Wood Partners Development

May 20, 2016

Dear Mr. Vollmann, Oakland Planning Department & Planning Commission,

As directly impacted neighborhoods and residents, we would like to submit our community alliance requests as our official public comment on the project at 226 13th Street, which detail our concerns as well as our proposed solutions.

We met with Brian Pianca and Julia Wilk of Wood Partners yesterday, and while they are open to looking at some of our community requests, they were not able to commit to most of them to our satisfaction at this time. Therefore, we cannot support this project as is designed at this time, until our community requests are sufficiently and meaningfully respected. We are planning to continue mediation leading up to the Planning Commission Review. If we come to a mutual agreement, we will support the project. If we cannot come to agreement beforehand, we will oppose project approval as is.

We urge you to take the concerns expressed below seriously, as we are fully prepared and ready to organize the community and actively fight any development that does not mitigate displacement of our neighborhoods. We have nothing to lose, except for our neighborhoods, our culture, and our homes.

In particular, we believe that the City of Oakland should actively move to protect two critical cultural districts adjacent to this project, Chinatown and the Black Arts Movement and Business District, due to numerous market-rate developments coming into this area. The disappearance of these important neighborhoods is an unacceptable by-product of your current rush to develop housing, and we cannot stand by and allow developer-oriented planning to destroy the places we have built and belonged for over a century.

We are disheartened to see that you continue to not implement many important elements of the City of Oakland's Lake Merritt Station Area Plan or advise developers of its contents, since our community members worked so hard over the course of many years to develop a plan that was supposed to equitably and thoughtfully guide development in our neighborhood.

We ask that every developer planning to develop in this area be required to read the Area Plan and develop their proposals accordingly, and for every Specific Plan that engaged Oakland residents, and we ask you as city staff and representatives to advocate for the community needs identified in these plans, rather than continuing to fast-track gentrification without representing our needs or sufficiently involving the impacted communities in the process.

Again, our progressive city deserves a more progressive planning process.

**Community Proposal to Wood Partners to Meet Neighborhood Needs at 226 13th Street:**

Dear Brian Pianca, Julia Wilk, Wood Partners & Investors,

There are numerous neighborhood needs and concerns surrounding the site at 226 13th Street, and as representatives and individuals of surrounding communities, we will support your proposed project if it includes our existing residents, businesses and organizations in good faith. Across the street, Bay Development at 250 14th Street worked with the surrounding community to model a new cultural equity framework and to seek development without displacement, and we would like to work with you to ensure that this project is welcomed and integrated into the current neighborhood as well. Because your project requires a Major Conditional Use Permit due to its size on an entire city block at a highly visible and trafficked location in our neighborhoods, we believe that community givebacks are needed to mitigate any reductions on our quality of life due to increased density, construction and displacement.

Our concerns, needs and requests are detailed below:

- **Community Need**: Oakland is facing a massive displacement and homelessness crisis in the current housing crisis with unprecedented rising rents, and a key population of Oaklanders who are facing eviction, displacement, inability to afford current market rate rents, and homelessness are families with children. This is troubling because we see mothers with their children in the streets at alarming rates, and because the exodus of families and children from our city is hurting the Oakland Unified School District and leading to the closure of our public schools. A disproportionate number of people of color and families have been displaced from Oakland, and an additional influx of thousands of wealthy residents into this area, many of them highly-paid tech workers, mostly white and young, will drastically change the two nearby cultural districts, Chinatown and the Black Arts Movement and Business District, displacing our small businesses and families, if we do nothing to mitigate development pressures. In Chinatown, families live intergenerationally, with the ability to take care of both elders and children, so affordable 3-bedroom units are needed to accommodate these families without overcrowding that creates health hazards. Affordable 3-bedroom units also enable friends, artists, and low-to-middle income residents to share rent and space to make housing affordable. If we do not build inclusive housing, we will become increasingly segregated, and our city's values of diversity and inclusivity will disappear, as we have seen in other gentrified cities and neighborhoods. Inclusive communities are healthier communities that are racially, economically and culturally diverse. With the widening wealth gap and the even wider racial wealth gap, segregated housing creates inequitable and unsafe communities where racial and economic tension run high. We need more housing overall, and support the development of new density and housing on surface parking lots, but we desperately need this housing to be accessible and inclusive of current residents to prevent additional displacement and homelessness from development pressures. Thousands of current residents are angry and bitter about the new development coming into Oakland, profiting off of our public and cultural resources, and we need developers to show that we can build inclusive housing while benefiting all sides, not to continue building exclusionary and segregated housing. The Lake Merritt Station Area Plan and the Chinatown Coalition identified the need for affordable housing in this neighborhood as one of the highest priorities, and we concur that its inclusion in this development is our highest priority in being able to support this project.
    - **Community Request**: Target 25% **Affordable Housing** for Families (About 65 Units) as designated by the City of Oakland Lake Merritt Station Area Plan goals for all new developments to have between 15-28% units in each project to be affordable to low and moderate income tenants, including the need for family housing with at least 3 bedrooms for Chinatown families. This housing should range from 20-80% AMI and be integrated into all floors. The median income for this area is only $35,000 per year, and for Chinese families it is only $25,000, so inclusion of below 50% AMI tenants is needed to include access for current residents in your development. This housing and the building should be designed with family-friendly guidelines developed by Pyatok's firm. According to our calculations, providing an inclusive housing project with these units would still generate a profit of more than $18 million for Wood Partners, while developing a housing project that is truly inclusive of current Oakland families and mitigates displacement pressures. Since you are not subject to the Impact Fee, this displacement mitigation is needed.
- **Community Need**: The Oakland City Council recently designated 14th Street in Downtown to be the Black Arts Movement and Business District (BAMBD) to honor the legacy of black artists, galleries,

museums and businesses who have made Oakland the culturally rich city that it is to help attract so many new people to move to the city. We need developers who want to partner with the community to implement this vision and honor this history, by providing space for this cultural district to thrive, visually, socially and economically. Nonprofits and childcare centers are getting squeezed out of Oakland, yet these resources serve vital needs in this community. The retail space on 14th Street is quite visible, and should include and reflect the cultures, neighborhoods and residents in this area, preferencing serving local needs and supporting local businesses over major corporate retailers.

  - **Community Request:** Include **affordable retail space on 14th Street** for the Black Arts Movement and Business District to have a visible presence, including a black arts collective gallery and shop, space for childcare and nonprofits, including ones that engage youth in the arts targeting disenfranchised youth of color, and black-owned businesses that will help to bring the BAMBD to life. Target rental rates at $1.00-1.50 or below per square foot with long-term leases with micro-units available for smaller enterprises. Include community involvement and input in other retail space decisions.

- **Community Need:** In this Downtown neighborhood, there is a need for more public open space where residents can enjoy nature together, relax, eat lunch, and exercise to de-stress from urban living. Often, developers only include rooftop gardens only accessible to tenants, or gated gardens that are not accessible to the public. The Chinatown Coalition pushed for accessible open space in the Lake Merritt Station Area Planning Process, and the adopted Specific Plan recommends that any development over half a block, such as this one, include publicly accessible open space.
  - **Community Request: Public open space** that is accessible and welcoming to members of the public and Chinatown and Black Arts Movement Business District communities. We see that there is an inner courtyard and roof deck planned in the proposed design, and request that they be accessible to the public during the daylight time with inclusion of community art and input on the design. If security measures cannot be put into place to enable public access as recommended by the Lake Merritt Station Area Plan, we request special access for select neighborhood community group events at a minimum of 6 times per year with consideration of access to the Community Room and Fitness Center as well, and the implementation of outdoor sidewalk seating on Alice and 14th Streets for the public to enjoy.
- **Community Need**: The newly implemented Public Art Fee in Oakland presents an opportunity to support local neighborhood artists to have thriving careers and prevent their economic displacement from this creative and culturally rich city. It also presents an opportunity to ensure that new developments reflect the cultural life and identities of the surrounding neighborhoods. The Ordinance does not provide guidelines to meet these needs, so we must ask each developer to include art that supports artists from the communities and cultures in the existing neighborhood. We are currently working with the City of Oakland to amend the ordinance to see if some of those funds can be directed to nearby cultural institutions.
  - **Community Request**: A commitment to direct the **Public Art Fee** to support artists working with the Black Arts Movement Business District, the Malonga Casquelourd Center for the Arts, and Chinatown, with representative community involvement in the feedback and design to reflect our neighborhoods and cultures, specifically to honor African-American and Chinese heritage and history in Oakland. If it is possible to direct some of the art fee toward nearby cultural institutions as will be determined by the City of Oakland, we would ask that donations be made to the Malonga Center and the Oakland Asian Cultural Center to honor the surrounding neighborhoods institutions promoting, preserving and innovating our cultural traditions that have made Oakland the wonderful city it is, which adds value to your development.
- **Community Concern:** Parking is a major headache in this neighborhood, particularly with increased density, which this development will exacerbate by removing publicly available parking and adding hundreds of new residents. Public transit is not currently sufficient in Oakland to serve residents from all over the city, so cars are a necessity in Oakland. Loss of parking is a threat to the Malonga Center, which hosts 350 attendees at its shows. The development of both 250 14th Street and this site takes away about 300 available parking spaces, which Malonga attendees have used to visit the Center, take classes, and attend shows, providing much needed revenue for this city-run institution. There are not many other public parking lots nearby to meet the demand, with high demand from local neighbors.

- **Community Request**: Include 20 spaces for Malonga and Starlite staff and residents to lease, and provide at least 5 spaces for parents to pick-up and drop-off their kids at a childcare center, or make a $50,000 contribution to the Parking Mitigation Fund to help staff and residents transition out of the existing parking lots once construction begins and work with the city to create a waiting and drop-off curb.

- **Community Need:** There are several local projects that are launching capital campaigns to build a thriving, healthy, equitable and steadfastly diverse neighborhood. Both City and foundation funding is limited, and we need new development that will benefit from this work and these improvements to partner and contribute toward the implementation costs as an additional anti-displacement strategy.
  - **Community Request: Good Neighbor Contributions** to Local Projects:
    - Malonga Casquelourd Center for the Arts Capital Improvement Campaign
    - Friends of Lincoln Recreation Center Capital Improvement Campaign Fund
    - Chinatown Art, Preservation & Environment Committee Fund
    - BAMBD Implementation Fund
    - Sustainable Jobs Worker Cooperative Center & Small Business Innovation Fund
- **Community Concern**: Many immigrant seniors walk the adjacent sidewalks, including at night, and there is a need for better human-level lighting to illuminate Downtown sidewalks when it is dark. Robbery and other crimes that threaten the safety of residents remains a concern Downtown, which often happens when an area is not well-lit or when development creates streetscapes that do not make residents feel safe. Often, developers install small lights that do not provide enough light.
  - **Community Request:** Provide brilliant **street lighting** illuminating safe sidewalks and the open space for tenants, seniors and families, and install greenery and human-friendly architecture on all sides of the building facing the street.
- **Community Concern**: Residents and environmentalists have expressed concern for the trees surrounding this site, which provide much-needed oxygen in a harsh Downtown environment with lots of traffic, and also provide haven for birds.
  - **Community Request**: Mitigate the loss of **trees** for environmental health and animal protection by preserving where possible and planting new trees to prevent net loss.
- **Community Need**: New development in Oakland should benefit economic justice for local residents equitably, including ensuring that communities of color and low-income communities are beneficiaries of the new influx of projects.
  - **Community Request**: Commitment to 50% **local hire**, hiring minority contractors, sub-contractors and staff, at living wages.

We hope you will work with us in good faith to help meet these community needs and requests, so that we can support your project, as it will bring needed housing and revenues for public services. We are, however, fully committed to ensuring that any developments in our neighborhood respect the needs and requests of our residents, by any means necessary, in coalition with each other and networks across the city. This means that if we cannot come to mutual agreement, unfortunately we will have to oppose the project publicly and use the legal, political, and organizing resources we have at our disposal to prevent development that threatens, displaces, and excludes our families, culture, businesses and neighborhood. We have over 1,500 Oakland residents already made aware and following your development project and how it will impact our city. So we sincerely hope that you will work with us in partnership toward a swift mutually beneficial agreement.

Thank You,

*Representative Members of:*
Black Arts Movement & Business District
Community Rejuvenation Project
Dance-A-Vision Dance Company
Chinatown Art, Preservation & Environment Committee
People of Color Sustainable Housing Network

*Individual Members of:*
Malonga Casquelourd Center for the Arts

Oakland Chinatown Coalition
Oakland Creative Neighborhoods Coalition
Chinatown Chamber Foundation
National Coalition for Asian Pacific American Community Development
Block by Block Organizing Network

# CITY OF OAKLAND
# APPEAL FORM
# FOR DECISION TO PLANNING COMMISSION, CITY COUNCIL OR HEARING OFFICER

RECEIVED
OCT 7 2016
City of Oakland
Planning & Zoning Division

**PROJECT INFORMATION**

Case No. of Appealed Project: PLN15-320

Project Address of Appealed Project: 226 13th Street

Assigned Case Planner/City Staff: Peterson Vollmann

**APPELLANT INFORMATION:**

Printed Name: Eric Arnold (Representative)
Phone Number: 510.681.8213
Mailing Address: 1431 Jackson St. #510
Alternate Contact Number: 510.292.1562
City/Zip Code Oakland, CA 94612
Representing: Community Coalition of Over 12 Organizations, Stakeholders & Hundreds of Oakland Residents
Email: escribe68@gmail.com
Copy Info to Attorney: Hasmik Geghamyan, 415-857-5548
geghamyanlaw@gmail.com & lailan.huen@gmail.com

**An appeal is hereby submitted on:**

☐ **AN ADMINISTRATIVE DECISION (APPEALABLE TO THE CITY PLANNING COMMISSION OR HEARING OFFICER)**

## YOU MUST INDICATE ALL THAT APPLY:

- ☐ Approving an application on an Administrative Decision
- ☐ Denying an application for an Administrative Decision
- ☐ Administrative Determination or Interpretation by the Zoning Administrator
- ☐ Other (please specify) _____

**Please identify the specific Administrative Decision/Determination Upon Which Your Appeal is Based Pursuant to the Oakland Municipal and Planning Codes listed below:**

- ☐ Administrative Determination or Interpretation (OPC Sec. 17.132.020)
- ☐ Determination of General Plan Conformity (OPC Sec. 17.01.080)
- ☐ Design Review (OPC Sec. 17.136.080)
- ☐ Small Project Design Review (OPC Sec. 17.136.130)
- ☐ Minor Conditional Use Permit (OPC Sec. 17.134.060)
- ☐ Minor Variance (OPC Sec. 17.148.060)
- ☐ Tentative Parcel Map (OMC Section 16.304.100)
- ☐ Certain Environmental Determinations (OPC Sec. 17.158.220)
- ☐ Creek Protection Permit (OMC Sec. 13.16.450)
- ☐ Creek Determination (OMC Sec. 13.16.460)
- ☐ City Planner's determination regarding a revocation hearing (OPC Sec. 17.152.080)
- ☐ Hearing Officer's revocation/impose or amend conditions (OPC Sec. 17.152.150 &/or 17.156.160)
- ☐ Other (please specify) _____

*(Continued on reverse)*

**ATTACHMENT B**

*(Continued)*

☑ **A DECISION OF THE CITY PLANNING COMMISSION (APPEALABLE TO THE CITY COUNCIL)** ☑ Granting an application to: **OR** ☐ Denying an application to: Wood Partners

## YOU MUST INDICATE ALL THAT APPLY:

**Pursuant to the Oakland Municipal and Planning Codes listed below:**

- ☑ Major Conditional Use Permit (OPC Sec. 17.134.070)
- ☐ Major Variance (OPC Sec. 17.148.070)
- ☑ Design Review (OPC Sec. 17.136.090)
- ☐ Tentative Map (OMC Sec. 16.32.090)
- ☑ Planned Unit Development (OPC Sec. 17.140.070)
- ☐ Environmental Impact Report Certification (OPC Sec. 17.158.220F)
- ☐ Rezoning, Landmark Designation, Development Control Map, Law Change (OPC Sec. 17.144.070)
- ☑ Revocation/impose or amend conditions (OPC Sec. 17.152.160)
- ☐ Revocation of Deemed Approved Status (OPC Sec. 17.156.170)
- ☑ Other (please specify) See attached appeal.

---

**FOR ANY APPEAL**: An appeal in accordance with the sections of the Oakland Municipal and Planning Codes listed above shall state specifically wherein it is claimed there was an error or abuse of discretion by the Zoning Administrator, other administrative decisionmaker or Commission (Advisory Agency) or wherein their/its decision is not supported by substantial evidence in the record, or in the case of Rezoning, Landmark Designation, Development Control Map, or Law Change by the Commission, shall state specifically wherein it is claimed the Commission erred in its decision. The appeal must be accompanied by the required fee pursuant to the City's Master Fee Schedule.

**You must raise each and every issue you wish to appeal on this Appeal Form (or attached additional sheets). Failure to raise each and every issue you wish to challenge/appeal on this Appeal Form (or attached additional sheets), and provide supporting documentation along with this Appeal Form, may preclude you from raising such issues during your appeal and/or in court.** However, the appeal will be limited to issues and/or evidence presented to the decision-maker prior to the close of the public hearing/comment period on the matter.

**The appeal is based on the following:** *(Attach additional sheets as needed.)*

Please see attached appeal.

**Supporting Evidence or Documents Attached.** *(The appellant must submit all supporting evidence along with this Appeal Form;* however, the appeal will be limited evidence presented to the decision-maker prior to the close of the public hearing/comment period on the matter.

*(Continued on reverse)*

[signature] 7/1/16

*Signature of Appellant or Representative of Appealing Organization* *Date*

***TO BE COMPLETED BY STAFF BASED ON APPEAL TYPE AND APPLICABLE FEE***

APPEAL FEE: $_____

Fees are subject to change without prior notice. The fees charged will be those that are in effect at the time of application submittal. All fees are due at submittal of application.

**Below For Staff Use Only**

**Date/Time Received Stamp Below:** **Cashier's Receipt Stamp Below:**

# Community Coalition Appeal to the Oakland City Council

***Project Address: 226 13th Street, Wood Partners, Brian Pianca***

*Appealed & Prepared by: A Coalition of Neighborhood Stakeholders from the #SupportMalonga Coalition, Malonga Arts Collective, Chinatown Advocates, the Black Arts Movement Business District, and Hundreds of Residents in the Area*

*Date: July 1, 2016*

Dear Oakland City Council, Mayor Libby Schaaf and City Administrator Sabrina Landreth,

On behalf of hundreds of residents and community organizations of Oakland concerned about the proposed development at 226 13th Street by Wood Partners, we urge you to take into consideration and correct the following violations based on the Lake Merritt Station Area Plan (LMSAP) regulations, LMSAP District Zone Regulations, Conditional Use Permit requirements, Regional Housing Needs Allocation (RHNA) from the Association of Bay Area Governments (ABAG), Planning Department's Mission Statement, Fair Housing Act, and Oakland's Analysis of Impediments to Fair Housing. Proper public process is required to ensure that sufficient community needs are met for the long-term health of this neighborhood, the Malonga Casquelourd Center for the Arts, the Black Arts Movement Business District, Chinatown, and our city. We request that the City, Wood Partners, the Community Coalition enter into a Memorandum of Understanding (MOU) based on the following requests:

## Brief Summary

**This 262 unit all market-rate luxury housing development is planned to sit in the middle of the Black Arts Movement Business District, without equitable access for long-time existing residents and small businesses who are currently being displaced from their homes in Oakland at alarming rates, with disparate impact on low-income people of color and families with children. This large project requiring a Major Conditional Use permit has had insufficient community engagement for a development that will occupy an entire block in a highly visible location in the middle of our neighborhood. This process was not conducted with *appropriate community involvement* as stated in the Planning Department's Official Goals, and in fact, was conducted with errors to the public and planning process.**

## Timeline of Events and Violations

1. **Insufficient Neighborhood Outreach from January-May 2016, and Violation of Public Process and Trust by Planning Commission to Approve Project without Sufficient Anti-Displacement and Anti-Discrimination Mitigations in place.**

For a project of significant size, insignificant neighborhood outreach was conducted by either the Planning Department or Wood Partners to mitigate negative environmental and functional impacts to residents and small businesses in the area. At least four months were spent focused on displacement of herons and trees on the site, but little time was spent meaningfully engaging critical stakeholders in the Black Arts Movement Business District, the Malonga Center for the Arts community, or Chinatown on the transformation of their neighborhood. Wood Partners only met with these stakeholders to begin mediating concerns the day before the Planning Commission review meeting on June 1st, 2016. In fact, Staff Planner Peterson Vollmann raised as the only major issue in his June 1st staff report the problem of heron displacement, completely disregarding major concerns raised by community stakeholders during public processes, violating public process and public trust. Even though these community stakeholders raised concerns about this proposed development in letters to the Staff Planner Peterson Vollmann and Planning Commissioners in December 2015 and at the February 3rd Planning Commission meeting, and contacted city officials to be kept abreast of the timeline and progress of the Wood Partners application as early as February and April [*Exhibit A*], these community stakeholders only found out about the Planning Commission Review and were put in touch with Wood Partners right at the point of 17-day required notice before the June 1st Planning Commission meeting, and the concerns were not included in Mr. Vollmann's staff report. These 17 days are far insufficient for the appropriate community involvement stated in the Planning Department's official goals. Even though over 25 community stakeholders, mostly low-income people of color, spoke at the June 22nd Special Planning Commission meeting stating that there were not yet sufficient anti-displacement and anti-discrimination mitigations in place in a Community Benefits Agreement and urging the Planning Commission to allow time to finalize an agreement between the community and Wood Partners, the Planning Commission, with a large majority of white upper-class residents not reflective of Oakland's population, approved the project completely disregarding these concerns, which constitutes a violation of public trust and process.

2. **Notice Requirements under Major Conditional Use Permits, Section 17.134.040A of the Oakland Planning Code were not followed.**

Notification procedures per Section 17.134.040 require that "An application for a major conditional use permit shall be considered by the City Planning Commission which shall hold a public hearing on the application. Notice of the hearing shall be given by posting an enlarged notice on the premises of the subject property involved in the application. All such notices shall be given not less than seventeen (17) days prior to the date set for the hearing." The June 22nd Special Planning Commission meeting where the development was approved was not properly noticed to the neighborhood and stakeholders in the area. As of June 17th, the notice on site did not contain the updated date of the review, opportunity for public comment, and decision of approval on this project [*Exhibit B*].

3. **Wood Partners' proposal does not meet the City of Oakland's Lake Merritt Specific Area Plan targets, goals and guidelines adopted by the City Council in December 2014. The current proposal does not "embrace equity to**

**residents" or "promote quality affordable housing citywide" as stated in the City of Oakland Planning Department's Mission Statement.**

As the current Planning Department process does not allow for sufficient community engagement, we rely on the extensive 6-year public process conducted by Planning Staff from 2009 to 2014 to create the Lake Merritt Station Area Plan, which did engage multiple stakeholders in this area to determine appropriate zoning and community needs to prevent displacement of low-income families.

The June 1st staff report states that the developer's proposal is "consistent with" and "conforms" to the Lake Merritt Station Area Plan (LMSAP) multiple times. However, there are numerous ways that the proposed development *in fact and evidence does not conform* to the Lake Merritt Station Area Plan:

The Lake Merritt Station Area Plan denotes numerous strategies for meeting the affordable housing crisis in this area [Section 4.5]: "*Affordable housing is a critical component of a sustainable neighborhood and is needed in the Planning Area.* As of 2009, median household income for the average 1.94 person household in the one-half mile radius of the Lake Merritt BART Station was $27,786 compared with the citywide median income (AMI) of $49,481. In Planning Area census tracts, 45 percent of residents are cost burdened and may have trouble affording basic necessities after paying rent. *Therefore, it is imperative that a strategy is in place to ensure affordable housing is available to all existing and future residents*, especially since having affordable rents targeted to 30 percent of household income both stabilizes low income residents and provides these households with expendable income for other living and recreating expenses. *Affordable housing is needed in the Planning Area to ensure that the area's unique character, which includes a range of income levels accommodating people of color, recent immigrants, young professionals, families and socially connected seniors, is preserved and enhanced.* Approximately 32.5 percent of the one-half mile radius population has a median household income of less than $15,000. *The market will continue producing housing that is well beyond the financial capacity of current area residents, demonstrating a strong need for affordable housing in the Planning Area.* In addition, although the majority of households in the one-half mile radius are single-person households, 21.8 percent of the households are three-person or more households. *This indicates that housing units in the Planning Area will have to accommodate a variety of household types including single-person, families with children and multi-generational households.*" The proposed 12 out of 262 units with 3 bedrooms hardly meets the need of the surrounding area as clearly defined by the LMSAP, and does not provide equitable fair housing access for families with children or multi-generational households, or the disproportionate numbers of people of color who are low-income and are currently being uprooted from their long-time neighborhoods and communities. The lack of affordable family housing is hurting our public schools, precluding families with children from sending their kids to Oakland public schools, which perpetuates a cycle of disparate impact and discrimination for low-income communities of color who have suffered centuries of inequitable public investment from public schools, which leads to economic inequality defined largely by race. Providing equitable access to affordable

housing for families with children and people of color is one goal of the Affirmatively Furthering Fair Housing Rule released in 2015 (Title VIII of the Civil Rights Act of 1968, 42 U.S.C. 3608 and Executive Order 12892).

4. **The City of Oakland is mandated to plan 14,765 new housing units under RHNA and State Law.**

The LMSAP states [4-20]: "California Department of Housing and Community Development determines the amount of housing needed for income groups in each region based on existing housing need and expected population growth. Each city's share of the regional housing demand is prepared by the Association of Bay Area Governments (ABAG) through the Regional Housing Needs Allocation (RHNA) process. During the planning period 2014-2022, the City of Oakland must plan for 14,765 new housing units (28 percent of these units are designated to be affordable to very low- and low-income households, 19 percent affordable to moderate income and 53 percent above moderate income). The City's responsibility under state law in accommodating its regional housing need is to identify sites adequately zoned (at least 30 units per acre) with appropriate infrastructure to support the development of housing. In addition to **state law mandating** that the City identify sites to accommodate its RHNA, state Redevelopment Law requires that 15 percent of new units built in a project area be made affordable to low and moderate income households. Despite the uncertainty surrounding Redevelopment Law affordable housing mandates, the Planning Area will target 15 percent of new units built in the Planning Area for low and moderate income households." The added value from the large size of this project and reducing parking ratios through Major Conditional Use Permit can help subsidize and finance the target affordable housing units as called for as a critical need in the LMSAP.

5. **The Affordable Housing Goals through LMSAP were not encouraged in the Staff Planners' reports nor raised by Planning Commissioners in Public Review of the Development, in violation of the LMSAP.**

The LMSAP reiterates the Affordable Housing Goals, including [4-22]: "Encourage between 15 percent to 28 percent of all new housing units in the Planning Area to be affordable including *both units in mixed income developments* and units in 100 percent affordable housing developments." And "Encourage development of *family housing* (i.e., larger than 2 bedroom units)." There are multiple strategies laid out in the LMSAP to encourage and incentivize developers to include affordable housing in their projects to meet the city's affordability and inclusivity goals. Neither of these goals or strategies were encouraged by staff planners in their reports, nor were these goals used by Planning Commissioners in public review of the development to attempt to meet the LMSAP's goals, in violation of the LMSAP. This does not constitute proactive attempts to prevent housing segregation and mitigate disproportionate rates of displacement.

6. **The Staff Planner and Developer did not follow the LMSAP guideline to include publicly accessible open space in any development larger than half a block as designated by the Lake Merritt Station Area Plan Section 5-12. In**

**fact, this very site was identified as an opportunity site for open space contribution, and yet the Developer was not aware of this guideline, in violation of Section 1.2 of the Lake Merritt Station Area Plan that requires all new development to follow the guidelines set forth in the plan.**

The LMSAP Section 5-12 states explicitly:

> The Station Area Plan recommends that all new development over half a block in size provide on-site, publicly accessible open space amounting to 10 percent of the total site area. These sites are shown in Figure 5.2. This could apply to all types of development, not only residential… This would help achieve OSCAR Policy OS-11.2 to "create new civic open spaces at BART stations ... and in other areas where high intensity redevelopment is proposed."

*Figure 5.2 shows this site as one of the few prime locations for public open space contribution, and yet there was no mention of it in the development process, in violation of the LMSAP:*

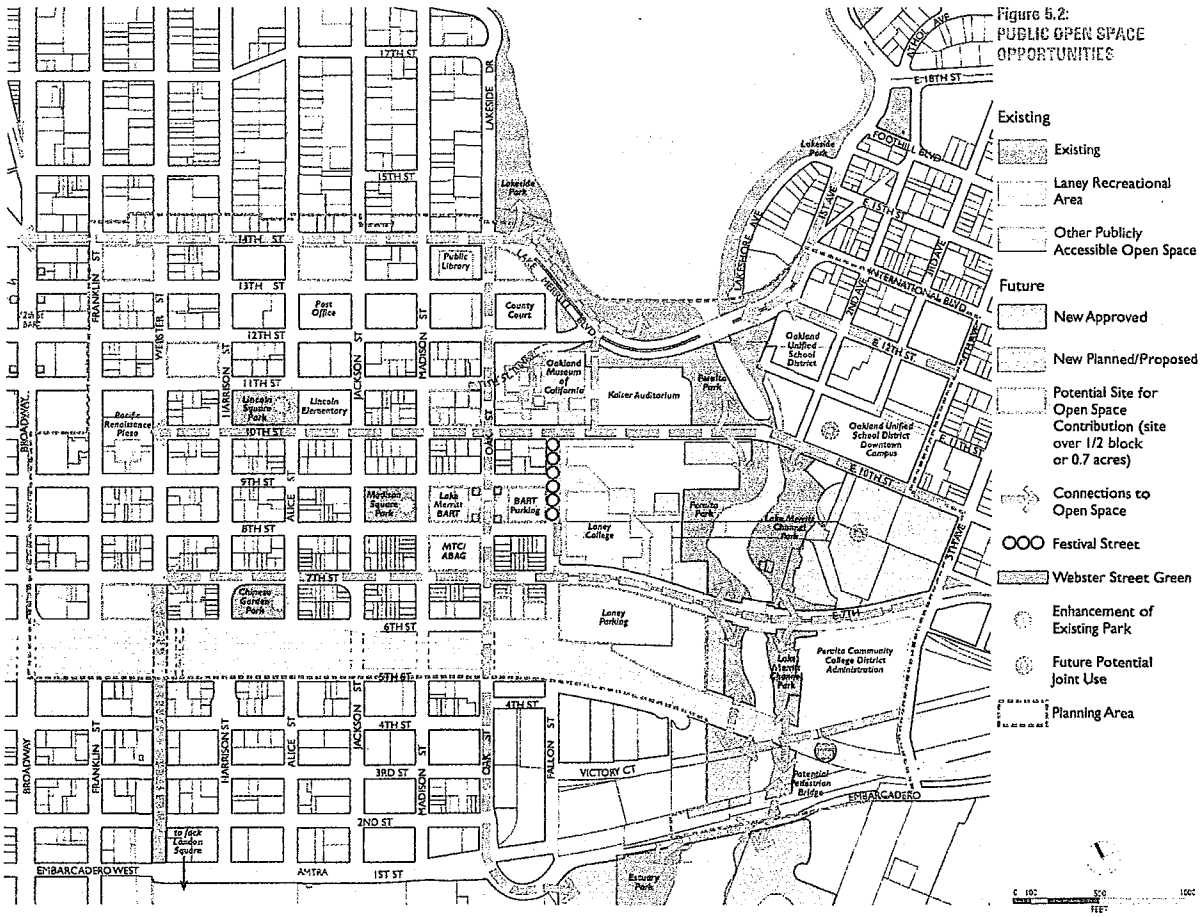


The Wood Partners proposal is designed to exclude public access to open space provided in an interior courtyard and luxury rooftop deck. Brian Pianca, lead developer on the project for Wood Partners, admitted at a meeting with community stakeholders on May

19, 2016 that he had never heard of the LMSAP guideline and recommendation to include publicly accessible open space in any development over half a block, proving that in fact the development of this site was not guided by the LMSAP as required by the LMSAP. Wood Partners has refused to make these spaces available to the community even on a limited basis, and is resistant to make an in-lieu contribution to public open space in the neighborhood as mitigation.

7. **The LMSAP did not guide this development, project review, or decision-making by policymakers such as the Planning Commission as required by Section 1.2 of the Lake Merritt Station Area Plan.**

We believe the staff planner "cherry-picked" 3 elements by which the proposal conformed to the LMSAP, but did not reveal the elements by which the proposal *did not* conform to the LMSAP, which we believe is a deception to the public, constituting in an error and indiscretion based upon the value that city staff should be factual, honest, comprehensive and balanced in their reviews, reports and assessments without omitting important information for public review. This is also a violation of public process and trust, as multiple years, many hours, and much energy was exerted by the community to provide input for the development of the LMSAP, which is clearly not being used to guide development in the plan area as required by the LMSAP.

Section 1.2 of the LMSAP states: "These documents establish the basis for development project review and other decision-making by policymakers, such as the Planning Commission and the City Council… The Plan will guide all new development in the Planning Area, which will be **required** to follow the policies, programs and guidelines set forth in this Plan and related documents." Based upon the points made above, and the fact that staff did not even *once* raise the above concerns in *any* staff report, it is clear that the LMSAP *did not* guide staff's official review of this development proposal as required by the LMSAP, nor does this development follow the guidelines set forth in the plan as required.

8. **The Development is Inconsistent with Conditional Use Permit, therefore major CUP should be denied until harms are mitigated.**

The June 1st staff report states that the development is consistent with Conditional Use Permit requirements, but the surrounding community clearly raised concerns regarding the following requirements reviewed in the staff report:

> *CUP Requirement:* "That the location, size, design, and operating characteristics of the proposed development will be compatible with, and will not adversely affect, the livability or appropriate development of abutting properties and the surrounding neighborhood, with consideration to be given to harmony in scale, bulk, coverage and density, to the availability of civic facilities and utilities; to harmful effect, if any upon desirable neighborhood character; to the generation of traffic and the capacity of surrounding streets; and to any other relevant impact of the development." [Section 17.134.050]

*Response:* The staff planner states in the June 1st staff report that the proposed development is appropriate for the site location, despite the fact that multiple neighbor concerns were raised as to the generation of traffic, the removal of public parking availability, the economic detriment to the Malonga Casquelourd Center for the Arts, and if the Malonga Center suffers, the transformation of the neighborhood character.

*CUP Requirement.* "That the proposal conforms in all significant aspects with the Oakland General Plan and with any other applicable plan or development control map which has been adopted by the City Council."

*Response:* Since the proposal does not conform to the LMSAP's targets, goals and guidelines to prevent displacement, meet affordable housing goals, or include publicly accessible open space on any project over half a block, we believe a Major CUP should be denied until harms are mitigated.

Additionally, the Residential Design Review Criteria states [Section 17.136.050(A)] that "The proposed design will protect, preserve, or enhance desirable neighborhood characteristics." With the designation of this area as the Black Arts Movement Business District, the current proposal without sufficient mitigation for Malonga's parking spaces serves to *not preserve* the Malonga Casquelourd Center for the Arts as a desirable neighborhood element. The City of Oakland's lack of planning to provide sufficient parking for the Malonga Center to succeed economically as a city-run institution may be discriminatory based on the majority composition of staff and residents as low-income people of color.

9. **The City of Oakland may be in violation of the federal Fair Housing Act.**

The Fair Housing Act (Title VIII of the Civil Rights Act of 1968) prohibits practices that "actually or predictably result in a disparate impact on a group of persons or creates, increases, reinforces, or perpetuates segregated housing patterns...." California's Fair Employment and Housing Act (FEHA) also makes it "unlawful ... to discriminate through ***public or private*** land use practices, decisions, and authorizations" that have "the effect, regardless of intent, of unlawfully discriminating on the basis of [a protected class]." And, as an entitlement jurisdiction that receives federal housing funds from the U.S. Department of Housing and Urban Development, the City of Oakland is also required to take actions that eliminate identified impediments by "[p]romot[ing] opportunities for inclusive patterns of housing occupancy" and "eliminating racial and ethnic segregation." To this end, Oakland's Analysis of Impediments to Fair Housing identifies the "severe shortage of decent housing available and affordable to low income persons" as a "significant impediment to fair housing choice" because "minorities are far more likely than non-minorities to be low income."

Finally, state law also forbids local governments in "the enactment or administration of ordinances" from taking any action to prohibit any residential development because "of the method of financing" or because "the development ... is intended for occupancy by

persons and families of very low, low, or moderate...." To the extent that the City discouraged affordable housing, prioritized or refused to consider affordable housing during its disposition process, it would be in violation of this requirement.

Furthermore, the Affirmatively Furthering Fair Housing Rule allows local municipalities to be legally held accountable for actively implementing planning, policies, and tangible outcomes that support fair housing access for low-income families, people of color, families with children, and other protected classes who are rent-burdened. The failure of the Planning Department and the Planning Commission to encourage and implement the LMSAP's goals for inclusive and equitable housing may be in violation of this new rule affirming the equity goals of the Federal Fair Housing Law to be the burden of local municipalities to actively implement.

**Conclusion and Request to Enter into a Memorandum of Understanding**

This development as passed will have long-standing negative impact on the community. It's incredibly short-sighted and irresponsible for the Planning Commission to not allow additional time as short as two weeks until the next meeting for mediation with the community to mitigate these negative impacts. The City's tactics of consistently disregarding the public's expressed serious concerns should not be accepted by our elected officials, the City Council and Mayor, and indeed should be officially reprimanded.

We believe that the City of Oakland should actively move to protect two critical cultural districts adjacent to this project, the Black Arts Movement Business District and Chinatown, due to numerous market-rate developments coming into this area. As Oakland taxpayers and voters, we believe that City staff and officials should move to protect the City's own interests based on the Lake Merritt Station Area Plan (LMSAP) by helping to negotiate mitigation for the following needs and concerns:

1) The Oakland City Council recently designated 14th Street in Downtown to be the Black Arts Movement and Business District (BAMBD) to honor the legacy of black artists, galleries, museums and businesses who have made Oakland the culturally rich city that it is to help attract so many new people to move to the city. We need developers to partner with the community to implement this vision and honor this history, by providing space for this cultural district to thrive, visually, socially and economically. The retail space on 14th Street is quite visible, and should include and reflect the cultures, neighborhoods and residents in this area, preferencing serving local needs and supporting local businesses over major corporate retailers. The Community Coalition asked for at least 5,000 square feet of affordable retail space at $1 or below per square foot with long-term leases, and for community involvement and input on other retail tenants, on 14th Street for the Black Arts Movement and Business District to have a visible presence to bring the BAMBD to life.

2) The Malonga Center for the Arts is a city institution that operates city programs and events that require sufficient parking to thrive as the heart of the Black Arts

Movement Business District (BAMBD). The City should implement the BAMBD and support the continued successful operation of the Malonga Casquelourd Center for the Arts by requiring the nearby developers to include access to public parking in their parking garages, as they are removing over 325 public parking spaces currently available to fill the Malonga's 350 seat theater. The development's reduction of required parking for its residents by 25% will push those residents into competition for public parking, creating significant hardship for families and residents who cannot travel on public transit or bike for their commutes. At this site, the Community Coalition asked for at least 25 spaces in the parking garage to be available for staff, residents and attendees of the Malonga Center, or a $50,000 contribution to a parking mitigation fund.

3) The City has acknowledged the data-proven need for affordable housing in the Housing Equity Roadmap passed in 2015 by the City Council and the Lake Merritt Specific Plan. City staff and Commissioners should be encouraging all developers to use the Density Bonus Ordinance to include affordable housing, or to work with one of the many nonprofit affordable housing developers in the region to create inclusive and diverse win-win developments to meet goals for both affordable and market-rate new housing to ease displacement pressures. The Community Coalition has asked for 15-25% to be accessible to low-income families and for workforce housing, and for family units to be affordable enough to allow families to stay in Oakland and send their children to our public schools.

4) To mitigate the loss of the opportunity to create publicly accessible open space on this site as designated by the Lake Merritt Station Area Plan, we request special access for neighborhood community group events at a minimum of 6 times per year with consideration of access to the Community Room and Fitness Center as well, and the implementation of outdoor sidewalk seating honoring Chinatown on Alice Street and the BAMBD on 14th Street for the public to enjoy. In lieu of meaningful open space, the Community Coalition has requested a contribution to Madison Park or the Chinese Garden Park to improve nearby public open space that is highly used and under-resourced.

5) National best practice includes as a key anti-displacement strategy the community benefits of financial contributions to surrounding neighborhood programs that can create resilience in low-income communities to withstand an influx of high-income residents, rising commercial rents, and increased push-out of tenants by landlords in a gentrifying neighborhood. The Community Coalition requested support for the implementation of the new Black Arts Movement Business District, additional support for Malonga artists to be engaged in the development of the BAMBD, and contributions toward a Small Business Innovation and Worker Center for the neighborhood that can help small businesses succeed and stay in place while rents rise, and help low-income workers develop skills and access job and economic development opportunities to be able to remain and afford skyrocketing rents to not be forced to move out of their hometown.

6) New development in Oakland should benefit economic justice for local residents equitably, including ensuring that communities of color and low-income communities are beneficiaries of the new influx of projects. The Community Coalition requested a workforce agreement that includes a target of 50% local hire met by working with trade unions who can source qualified workers in the city and track goals, and hiring minority contractors, sub-contractors and staff, at living wages with apprenticeship pathways to meaningful and sustainable careers.

We believe these are reasonable requests as mitigation for the harm that would be caused by the proposed development, particularly given the approval of a Major CUP. We have made some headway with Wood Partners in mediation, but we believe there is a threshold for mitigating displacement impacts that major developments must meet, and we do not believe the current offerings are sufficient mitigation for this project's impacts. According to calculations from Cornerstone's Inclusionary Housing Calculator, even accounting for high construction and land costs, at $15 million per acre, $300 per square foot in construction, 5% cap rate, we see at minimum a $24 million dollar profit and an ability to include 10% inclusionary housing. This development is projected to have gross profits of almost one million dollars *per month*, and we believe Wood Partners has been insincere about what they are able to contribute to this community to meet the city's goals, as a national developer with over $8 billion in assets backed by the world's largest real estate investor, CBRE Global Investors with over $90 billion in assets.

The disappearance of important and historic cultural neighborhoods is an unacceptable by-product of the Planning Department and Mayor Schaaf's current rush to develop housing, and we cannot stand by and allow developer-oriented planning to destroy the places we have built and belonged for over a century.

By fast-tracking this development while ignoring community concerns, and not allowing for sufficient mediation time, the Planning Commission is forcing the community to pay thousands of dollars for this appeal in order to allow time for mitigation. This is not good for the developer, or the neighborhood, or the thousands of people in Oakland who need immediate housing. Many of us are not against new development that provides housing and bring additional tax base for the city, but we are against development without mitigation for detrimental impacts. The Major Conditional Use Permit allowing for a large size development and reducing the percentage of parking allows the City leverage to ask for givebacks to mitigate those impacts, which is a common practice that the City has used previously, so it appears to be a breach of duty by City staff, whose salaries are funded by tax dollars, and Planning Commissioners, who are appointed by the Mayor to serve the public's interests, to not have asked the developer to mitigate these negative impacts and to forward the City's own established goals for inclusive, diverse and affordable housing.

We ask that every developer planning to develop in this area be required to thoroughly read the Area Plan and develop their proposals accordingly, and for every Specific Plan that engaged Oakland residents, and we ask you as city staff and representatives to advocate for the community needs identified in these plans, rather than continuing to fast-

track gentrification without representing our needs or sufficiently involving the impacted communities in the process.

We believe that as a progressive Oakland City Council and government, you will not want to sit on the sidelines as the survival of the historic Malonga Casquelourd Center for the Arts and the newly approved Black Arts Movement Business District is threatened, as this neighborhood's quality of life deteriorates, and we hope that you will act to advance the interests of your constituents by actively requesting that Wood Partners sign an MOU with the above requested givebacks. We also hope that you will investigate the errors and insufficient public process of the Planning Department and Commission for significant reform and transformation to implement truly progressive planning processes that replicate proven successful models in cities like Seattle, Twin Cities, and Philadelphia. A progressive city like Oakland deserves a progressive Planning Department and Commission to prevent displacement, to stop the destruction of our city's history, and to make our city government more inclusive and effective for its residents.

We urge you, as representatives elected by the residents to protect and uphold the needs of our quality of life, to not approve the proposed development until the community's needs raised here and in the public process are sufficiently mitigated. As a community, we pledge to continue organizing and using whatever tools, strategies and tactics are available to us to prevent the current proposed development from moving forward until they are mitigated. We have nothing to lose, except for our neighborhoods, our culture, our businesses, and our homes.

Thank You for Your Earnest Consideration,

**The #SupportMalonga Coalition**

**Black Arts Movement Business District Stakeholders**

**Malonga Arts Collective**

**Oakland Chinatown Advocates**

**Hundreds of Neighborhood Residents**

**Oakland Rising Coalition**

**Oakland Block by Block Organizing Network**

**Asian Pacific Environmental Network**

**Community Rejuvenation Project**

**#KeepOaklandCreative Organizers**

**Oakland Residents for Responsible Development**

**People of Color Sustainable Housing Network**

**Oakland Law Collaborative**

**Exhibit A: 2nd Request to City Officials to Be Kept Abreast of Project Timeline & Raising Concerns**

--------- Forwarded message ---------
From: **Lailan Sandra Huen**
Date: Thu, Apr 7, 2016 at 12:44 AM
Subject: Community Benefits @ 226 13th Street
To: Jahmese Myres, rraya@oaklandnet.com, "Guillen, Abel"

Hello All,

We're trying to get ahead of the process for the development at 226 13th Street also across from Malonga before it goes to the Planning Commission.

It went to one Design Review Committee meeting on January 13th, but does not look like it's been scheduled for another review, so we'd like to know the status of the project if any of you can help find out?

There are pretty much the same problems in this project as the one across the street, including no community benefits in exchange for the Major Conditional Use permit, the privatization of publicly accessible parking, and of course no affordable housing, and only 1 3-bedroom unit:

http://www2.oaklandnet.com/oakca1/groups/ceda/documents/report/oak056624.pdf

The Chinatown Coalition has also raised concerns about what appears to be a lack of open space open accessible to the public, which was a big issue in the creation of the Lake Merritt Specific Plan.

Wood Partners is a national developer, and we believe they should work with the BAMBD & Chinatown communities to help meet the current resident needs.

Abel & Richard, can you help set-up a meeting with the developer and community stakeholders to identify some meaningful benefits before this goes up for review again?

Please let us know, thank you!

Lailan Sandra Huen

**Exhibit B: June 22nd Decision Hearing Date Not Noticed for Neighborhood Stakeholders**



# CITY OF OAKLAND
# APPEAL FORM
# FOR DECISION TO PLANNING COMMISSION, CITY COUNCIL OR HEARING OFFICER

RECEIVED
JUL 5 2016
City of Oakland
Planning & Zoning Division

**PROJECT INFORMATION**

Case No. of Appealed Project: PLN15-320

Project Address of Appealed Project: 226 13th Street

Assigned Case Planner/City Staff: Peterson Z. Vollmann

**APPELLANT INFORMATION:**

Printed Name: Laura Horton Phone Number: 650-589-1660

Mailing Address: 601 Gateway Blvd., Suite 1000 Alternate Contact Number: _____

City/Zip Code S. San Francisco, 94080 Representing: Oakland Residents for Responsible Development

Email: lhorton@adamsbroadwell.com

**An appeal is hereby submitted on:**

☐ **AN ADMINISTRATIVE DECISION (APPEALABLE TO THE CITY PLANNING COMMISSION OR HEARING OFFICER)**

**YOU MUST INDICATE ALL THAT APPLY:**

- ☐ Approving an application on an Administrative Decision
- ☐ Denying an application for an Administrative Decision
- ☐ Administrative Determination or Interpretation by the Zoning Administrator
- ☐ Other (please specify) _____

**Please identify the specific Administrative Decision/Determination Upon Which Your Appeal is Based Pursuant to the Oakland Municipal and Planning Codes listed below:**

- ☐ Administrative Determination or Interpretation (OPC Sec. 17.132.020)
- ☐ Determination of General Plan Conformity (OPC Sec. 17.01.080)
- ☐ Design Review (OPC Sec. 17.136.080)
- ☐ Small Project Design Review (OPC Sec. 17.136.130)
- ☐ Minor Conditional Use Permit (OPC Sec. 17.134.060)
- ☐ Minor Variance (OPC Sec. 17.148.060)
- ☐ Tentative Parcel Map (OMC Section 16.304.100)
- ☐ Certain Environmental Determinations (OPC Sec. 17.158.220)
- ☐ Creek Protection Permit (OMC Sec. 13.16.450)
- ☐ Creek Determination (OMC Sec. 13.16.460)
- ☐ City Planner's determination regarding a revocation hearing (OPC Sec. 17.152.080)
- ☐ Hearing Officer's revocation/impose or amend conditions (OPC Sec. 17.152.150 &/or 17.156.160)
- ☐ Other (please specify) _____

*(Continued on reverse)*



**ATTACHMENT C**

*(Continued)*

☑ **A DECISION OF THE CITY PLANNING COMMISSION (APPEALABLE TO THE CITY COUNCIL)** ☑ Granting an application to: **OR** ☐ Denying an application to:

## YOU MUST INDICATE ALL THAT APPLY:

**Pursuant to the Oakland Municipal and Planning Codes listed below:**

- ☑ Major Conditional Use Permit (OPC Sec. 17.134.070)
- ☐ Major Variance (OPC Sec. 17.148.070)
- ☑ Design Review (OPC Sec. 17.136.090)
- ☑ Tentative Map (OMC Sec. 16.32.090)
- ☐ Planned Unit Development (OPC Sec. 17.140.070)
- ☐ Environmental Impact Report Certification (OPC Sec. 17.158.220F)
- ☐ Rezoning, Landmark Designation, Development Control Map, Law Change (OPC Sec. 17.144.070)
- ☐ Revocation/impose or amend conditions (OPC Sec. 17.152.160)
- ☐ Revocation of Deemed Approved Status (OPC Sec. 17.156.170)
- ☑ Other (please specify) CEQA Findings, Minor CUP, Minor Variance

---

**FOR ANY APPEAL:** An appeal in accordance with the sections of the Oakland Municipal and Planning Codes listed above shall state specifically wherein it is claimed there was an error or abuse of discretion by the Zoning Administrator, other administrative decisionmaker or Commission (Advisory Agency) or wherein their/its decision is not supported by substantial evidence in the record, or in the case of Rezoning, Landmark Designation, Development Control Map, or Law Change by the Commission, shall state specifically wherein it is claimed the Commission erred in its decision. The appeal must be accompanied by the required fee pursuant to the City's Master Fee Schedule.

**You must raise each and every issue you wish to appeal on this Appeal Form (or attached additional sheets). Failure to raise each and every issue you wish to challenge/appeal on this Appeal Form (or attached additional sheets), and provide supporting documentation along with this Appeal Form, may preclude you from raising such issues during your appeal and/or in court.** However, the appeal will be limited to issues and/or evidence presented to the decision-maker prior to the close of the public hearing/comment period on the matter.

**The appeal is based on the following:** *(Attach additional sheets as needed.)*

Please see attached.

**Supporting Evidence or Documents Attached.** *(The appellant must submit all supporting evidence along with this Appeal Form;* however, the appeal will be limited evidence presented to the decision-maker prior to the close of the public hearing/comment period on the matter.

*(Continued on reverse)*

*(Continued)*

[signature]

*Signature of Appellant or Representative of Appealing Organization*

7/1/16

*Date*

***TO BE COMPLETED BY STAFF BASED ON APPEAL TYPE AND APPLICABLE FEE***

APPEAL FEE: $_____

Fees are subject to change without prior notice. The fees charged will be those that are in effect at the time of application submittal. All fees are due at submittal of application.

**Below For Staff Use Only**

**Date/Time Received Stamp Below:**

**Cashier's Receipt Stamp Below:**

ADAMS BROADWELL JOSEPH & CARDOZO
A PROFESSIONAL CORPORATION
ATTORNEYS AT LAW
601 GATEWAY BOULEVARD, SUITE 1000
SOUTH SAN FRANCISCO, CA 94080-7037
TEL: (650) 589-1660
FAX: (650) 589-5062
lhorton@adamsbroadwell.com

DANIEL L. CARDOZO
CHRISTINA M. CARO
THOMAS A. ENSLOW
TANYA A. GULESSERIAN
LAURA E. HORTON
MARC D. JOSEPH
RACHAEL E. KOSS
JAMIE L. MAULDIN
ELLEN L. WEHR

SACRAMENTO OFFICE
520 CAPITOL MALL, SUITE 350
SACRAMENTO, CA 95814-4721
TEL: (916) 444-6201
FAX: (916) 444-6209

July 1, 2016

**VIA EMAIL AND OVERNIGHT MAIL**

Oakland Community and Economic Development Agency
Planning and Zoning Division
Attn: Peterson Vollmann, Planner III
City of Oakland
250 Frank H. Ogawa Plaza, Suite 2114
Oakland, CA 94612
**Email:** pvollmann@oaklandnet.com

City Clerk
City of Oakland
One Frank H. Ogawa Plaza
Oakland, CA 94612
**Email:** cityclerk@oaklandnet.com

**Re: 226 13th Street Project (PLN15320) Appeal to Oakland City Council**

Dear Mr. Vollmann and City Clerk:

We write on behalf of Oakland Residents for Responsible Development to appeal the Oakland Planning Commission's June 22, 2016 decision to approve the following entitlements for the 226 13th Street Project ("Project"):

1. Adoption/approval of the CEQA Findings.

2. Approval of the Regular Design Review for new construction, Major Conditional Use Permits for a large project in the D-LM Zone, Minor Conditional use Permit to allow a base height of up to 85 feet, Minor Variance to allow two loading berths where three are required, and Vesting Tentative Parcel Map for new condominiums., subject to the



printed on recycled paper

attached findings and conditions of approval, including the Standard Conditions of Approval/Mitigation Monitoring and Reporting Program.

The Project includes a five-story building over a two-story podium with approximately 262 multi-family units, parking for approximately 198 vehicles, and approximately 12,090 square feet of retail space on 14th Street.

This appeal letter demonstrates that the Commission's decision was not supported by substantial evidence in the record. Specifically, we identified several flaws in the City's analysis, as well as new information regarding new or more severe impacts than previously analyzed in the LMSAP EIR, which were not adequately considered by the Commission. Furthermore, we identified several mitigation measures not previously analyzed that would reduce significant impacts. The City's CEQA Analysis fails to analyze and mitigate the Project's construction health risks to the surrounding community, which are new or more severe than previously analyzed. Therefore, the City lacks substantial evidence to support the conclusions in its CEQA Analysis and an EIR is required.

This appeal letter and attachments raises each and every issue that is contested, and includes all arguments and evidence in the record previously presented to the Planning Commission as required by Section 17.134.070 of the Oakland Planning Code. We previously filed comments on the Project on May 31, 2016 with the assistance of experts Matt Hagemann and Jessie Jaeger from SWAPE, which we incorporate herein by reference.[1] Furthermore, we reviewed the June 1, 2016 letter from the City's consultant, ICF International[2] with the assistance of SWAPE. SWAPE's attached technical comments are submitted as support for this appeal letter, and SWAPE's May 31 letter is incorporated herein by reference.[3]

---

[1] *See* Letter and Attachments from Laura Horton to the Oakland Planning Commission and Peterson Vollman re: Comments on the CEQA Analysis for the 226 13th Street Project (PLN15320), May 31, 2016, **Attachment A.**

[2] *See* Letter from ICF International to Peterson Z. Vollmann re: 226 13th Street Project - Response to Comment Letter from Adams Broadwell Joseph & Cardozo, June 1, 2016, (hereinafter, "Consultant Letter"), **Attachment B.**

[3] *See* Letter from Matt Hagemann and Jessie Jaeger, SWAPE, to Laura Horton re: Comments on the 14th & Alice Project (hereinafter, "SWAPE Comments"), May 31, 2016 [found in Attachment A]; *See also* Letter from Matt Hagemann and Jessie Jaeger, SWAPE, to Laura Horton re: Response to Comments on the 226 13th Street Project (PLN 15-320) (hereinafter, "SWAPE Comments II"), **Attachment C**.



printed on recycled paper

## I. STATEMENT OF INTEREST

Oakland Residents for Responsible Development ("Oakland Residents") is an unincorporated association of individuals and labor organizations that may be adversely affected by the potential impacts associated with Project development. The association includes Alan Guan, Risi Agbabiaka, Peter Lew, Bridgette Hall, Tanya Pitts, the International Brotherhood of Electrical Workers Local 595, Plumbers and Steamfitters Local 342, Sheet Metal Workers Local 104, Sprinkler Fitters Local 483, and their members and their families who live and/or work in the City of Oakland and Alameda County.

The individual members of Oakland Residents live, work, and raise their families in the City of Oakland. They would be directly affected by the Project's impacts. Individual members may also work on the Project itself. They will therefore be first in line to be exposed to any health and safety hazards that may exist on the Project site.

The organizational members of Oakland Residents also have an interest in enforcing the City's planning and zoning laws and the State's environmental laws that encourage sustainable development and ensure a safe working environment for its members. Environmentally detrimental projects can jeopardize future jobs by making it more difficult and more expensive for business and industry to expand in the region, and by making it less desirable for businesses to locate and people to live there. Indeed, continued degradation can, and has, caused restrictions on growth that reduce future employment opportunities. Finally, Oakland Residents' members are concerned about projects that present environmental and land use impacts without providing countervailing economic and community benefits.

## II. THE CITY MAY NOT RELY ON PREVIOUS ENVIRONMENTAL ANALYSIS FOR PROJECT APPROVAL

CEQA has two basic purposes, neither of which is satisfied by the CEQA Analysis. First, CEQA is designed to inform decision makers and the public about the potential, significant environmental impacts of a project before harm is done to the environment.[4] The EIR is the "heart" of this requirement.[5] The EIR has been

[4] 14 Cal. Code Regs. § 15002(a)(1) ("CEQA Guidelines"); *Berkeley Keep Jets Over the Bay v. Bd. of Port Comm'rs.* (2001) 91 Cal.App.4th 1344, 1354 ("*Berkeley Jets*"); *County of Inyo v. Yorty* (1973) 32 Cal.App.3d 795, 810.



printed on recycled paper

described as "an environmental 'alarm bell' whose purpose it is to alert the public and its responsible officials to environmental changes before they have reached ecological points of no return."[6]

To fulfill this function, the discussion of impacts in an EIR must be detailed, complete, and "reflect a good faith effort at full disclosure."[7] An adequate EIR must contain facts and analysis, not just an agency's conclusions.[8] CEQA requires an EIR to disclose all direct and indirect potentially significant environmental impacts of a project.[9]

Second, CEQA directs public agencies to avoid or reduce environmental damage when possible by requiring imposition of mitigation measures and by requiring the consideration of environmentally superior alternatives.[10] If an EIR identifies potentially significant impacts, it must then propose and evaluate mitigation measures to minimize these impacts.[11] CEQA imposes an affirmative obligation on agencies to avoid or reduce environmental harm by adopting feasible project alternatives or mitigation measures.[12] Without an adequate analysis and description of feasible mitigation measures, it would be impossible for agencies relying upon the EIR to meet this obligation.

Under CEQA, an EIR must not only discuss measures to avoid or minimize adverse impacts, but must ensure that mitigation conditions are fully enforceable through permit conditions, agreements or other legally binding instruments.[13] A CEQA lead agency is precluded from making the required CEQA findings unless the record shows that all uncertainties regarding the mitigation of impacts have been resolved; an agency may not rely on mitigation measures of uncertain efficacy or

---

[5] *No Oil, Inc. v. City of Los Angeles* (1974) 13 Cal.3d 68, 84.
[6] *County of Inyo v. Yorty* (1973) 32 Cal.App.3d 795, 810.
[7] CEQA Guidelines § 15151; *San Joaquin Raptor/Wildlife Rescue Center v. County of Stanislaus* (1994) 27 Cal.App.4th 713, 721-722.
[8] *See Citizens of Goleta Valley v. Board of Supervisors* (1990) 52 Cal.3d 553, 568.
[9] Pub. Resources Code § 21100(b)(1); CEQA Guidelines § 15126.2(a).
[10] CEQA Guidelines § 15002(a)(2) and (3); *Berkeley Jets,* 91 Cal.App.4th at 1354; *Laurel Heights Improvement Ass'n v. Regents of the University of Cal.* (1998) 47 Cal.3d 376, 400.
[11] Pub. Resources Code §§ 21002.1(a), 21100(b)(3).
[12] *Id.*, §§ 21002-21002.1.
[13] CEQA Guidelines § 15126.4(a)(2).



printed on recycled paper

feasibility.[14] This approach helps "insure the integrity of the process of decision by precluding stubborn problems or serious criticism from being swept under the rug."[15]

Following preliminary review of a project to determine whether an activity is subject to CEQA, a lead agency is required to prepare an initial study to determine whether to prepare an EIR or negative declaration, identify whether a program EIR, tiering, or other appropriate process can be used for analysis of the project's environmental effects, or determine whether a previously prepared EIR could be used with the project, among other purposes.[16] CEQA requires an agency to analyze the potential environmental impacts of its proposed actions in an EIR except in certain limited circumstances.[17] A negative declaration may be prepared instead of an EIR when, after preparing an initial study, a lead agency determines that a project "would not have a significant effect on the environment."[18]

When an EIR has been prepared for a project, CEQA requires the lead agency to conduct subsequent or supplemental environmental review when one or more of the following events occur:

(a) Substantial changes are proposed in the project which will require major revisions of the environmental impact report;

(b) Substantial changes occur with respect to the circumstances under which the project is being undertaken which will require major revisions in the environmental impact report; or

(c) New information, which was not known and could not have been known at the time the environmental impact report was certified as complete, becomes available.[19]

---

[14] *Kings County Farm Bur. v. County of Hanford* (1990) 221 Cal.App.3d 692, 727-28 (a groundwater purchase agreement found to be inadequate mitigation because there was no record evidence that replacement water was available).
[15] *Concerned Citizens of Costa Mesa, Inc. v. 32nd Dist. Agricultural Assn.* (1986) 42 Cal.3d 929, 935.
[16] CEQA Guidelines §§ 15060, 15063(c).
[17] *See, e.g.,* Pub. Resources Code § 21100.
[18] *Quail Botanical Gardens v. City of Encinitas* (1994) 29 Cal.App.4th 1597; Pub. Resources Code § 21080(c).
[19] Pub. Resources Code § 21166.



printed on recycled paper

The CEQA Guidelines explain that the lead agency must determine, on the basis of substantial evidence in light of the whole record, if one or more of the following events occur:

(1) Substantial changes are proposed in the project which will require major revisions of the previous EIR due to the involvement of new significant effects or a substantial increase in the severity of previously identified effects;

(2) Substantial changes occur with respect to the circumstances under which the project is undertaken which will require major revisions of the previous EIR due to the involvement of new significant environmental effects or a substantial increase in the severity of previously identified significant effects; or

(3) New information of substantial importance, which was not known and could not have been known with the exercise of reasonable diligence at the time the previous EIR was certified as complete or the negative declaration was adopted, shows any of the following:

(A) The project will have one or more significant effects not discussed in the previous EIR or negative declaration;

(B) Significant effects previously examined will be substantially more severe than shown in the previous EIR;

(C) Mitigation measures or alternatives previously found not to be feasible would in fact be feasible, and would substantially reduce one or more significant effects of the project, but the project proponents decline to adopt the mitigation measure or alternative; or

(D) Mitigation measures or alternatives which are considerably different from those analyzed in the previous EIR would substantially reduce one or more significant effects on the



printed on recycled paper

environment, but the project proponents decline to adopt the mitigation measure or alternative.[20]

Only where ***none*** of the conditions described above calling for preparation of a subsequent or supplemental EIR have occurred may the lead agency consider preparing a subsequent negative declaration, an Addendum or no further documentation.[21] For Addendums specifically, which is one of several CEQA exemption/streamlining avenues that the City claims is applicable to the Project, CEQA allows Addendums to a previously certified EIR "if some changes or additions are necessary but none of the conditions described in Section 15162 calling for preparation of a subsequent EIR have occurred."[22]

Here, the City has failed to demonstrate that the Project can be lawfully approved based on the CEQA Analysis provided. Indeed, as explained in this letter, the City must disclose, analyze, and mitigate the Project's significant impacts in an EIR. Otherwise, the City's approval of the Project would violate CEQA.

### A. The Project is Not Consistent with CEQA Addendum and Exemption Requirements

The City claims the Project is consistent with CEQA Guidelines Sections 15162 (Subsequent EIR and Negative Declaration), 15164 (Addendums), and 15168 (Program EIRs).[23] However, the City's reliance on these provisions is misplaced for two reasons.

First, the CEQA Analysis does not simply provide "some changes or additions" to the EIR as is allowed under the Addendum provision; rather, it includes over 2,000 pages of analysis for a large development project which is different from the project analyzed in the LMSAP EIR.[24] Indeed, the City's unlawful use of the Addendum provision has occurred frequently in other projects in Oakland.[25] The City must discontinue this practice, which clearly violates CEQA. Second, as explained further below, the Project will result in new or more severe

[20] CEQA Guidelines § 15162(a)(1)-(3).
[21] CEQA Guidelines § 15162(b).
[22] CEQA Guidelines § 15164.
[23] CEQA Analysis, Attachment B, p. B-1.
[24] *Id.*, at p. 2.
[25] *See* 2400 Valdez Street Project, (PLN15-336), http://www2.oaklandnet.com/oakca1/groups/ceda/documents/report/oak057878.pdf.



printed on recycled paper

significant impacts than analyzed in previous EIRs, and there are new mitigation measures that were not considered in the previous EIRs, but that could reduce those impacts to a less than significant level. In any case, the City's decision must be supported by substantial evidence.[26] Here, the City's decision not to prepare a subsequent or supplemental EIR for the Project is not supported by substantial evidence.

The City also relies on additional CEQA provisions that allow approval of projects without an EIR in narrow circumstances. Specifically, the City relies on CEQA Guidelines Sections 15183 (Community Plan)[27] and 15183.3 (Qualified Infill)[28] for Project approval. However, the City's determination that exemptions also apply is not supported by substantial evidence.

The exemptions apply only when a Project does not have impacts peculiar to the proposed project that are new or more significant than previously analyzed or can be substantially mitigated by uniformly applicable development policies or standards. The Project fails to meet these requirements because the Project's health risks from diesel particulate matter ("DPM") emissions during construction are highly significant. In particular, because the LMSAP did not actually quantify project-level health risks, the absence of any previous project-specific analysis undermines the City's determination that Standard Conditions of Approval ("SCAs") would mitigate the impact. Unfortunately, the LMSAP EIR did not fully address these peculiar and more significant impacts, and there are mitigation measures not previously identified that would reduce these significant impacts.

Thus, the Project will have new or more severe significant impacts than previously analyzed in the LMSAP EIR. In addition, as described below, the site-specific analysis conducted for the Project is flawed in several ways and the CEQA Analysis fails to incorporate all feasible mitigation. Therefore, the City may not rely on the CEQA Analysis for Project approval, and must provide detailed analysis of the Project's impacts in an EIR.

---

[26] *Id.* §§ 15162 (a), 15164(e), and 15168(c)(4).
[27] CEQA Guidelines Section 15183.
[28] CEQA Guidelines Section 15183.3.



printed on recycled paper

## B. The CEQA Analysis Fails To Adequately Analyze and Mitigate Project-Specific Health Risk From Diesel Particulate Matter

### *1. The City is Required to Quantify the Project's Health Risk from DPM Emissions During Construction*

The California Air Resources Board ("CARB") identifies DPM as a toxic air contaminant ("TAC") based on published evidence of a relationship between diesel exhaust exposure and lung cancer and other adverse health effects.[29] In 2012, the International Agency for Research on Cancer listed diesel engine exhaust as "carcinogenic to humans."[30] As with other air pollutants, SWAPE explains that DPM emissions during development construction can impact both on-site construction workers and the surrounding community such as schools and residential sensitive receptors.[31]

The LMSAP EIR concludes that "[d]evelopment facilitated by the proposed Plan would potentially expose sensitive receptors to substantial health risks from [TACs] from sources including both DPM and gaseous emissions."[32] Furthermore, the LMSAP EIR found that while compliance with the City's SCAs "would entail the preparation of site-specific health risk assessments which would reduce DPM exposure to a less than significant level", the SCAs would not necessarily reduce gaseous TACs to a less-than-significant level.[33] Therefore, the LMSAP EIR found the impacts related to DPM exposure would be less than significant, while the remaining TAC impacts (related to gaseous sources) would be significant and unavoidable.[34]

The LMSAP EIR did not address construction related exposures because "[t]he specificity of detail necessary to conduct a health risk assessment is not available at the Plan stage..."[35] The LMSAP EIR thus deferred the assessment of health risks from construction activities to the project level stage where project-

---

[29] http://www.arb.ca.gov/research/diesel/diesel-health.htm.
[30] *Id.*
[31] SWAPE Comments, p. 14.
[32] LMSAP DEIR, p. ES-34.
[33] *Id.*
[34] *Id.*, at 3.3-25.
[35] *Id.*, at 3.3-39.



printed on recycled paper

specific impacts and mitigation measures could be determined to ensure that DPM exposure would not exceed applicable thresholds.

As we previously explained in our May 31 comments, the CEQA Analysis completely fails to evaluate the health risk posed to nearby sensitive receptors from exposure to DPM emissions released during Project construction, despite the indication in the LMSAP EIR that a health risk assessment ("HRA") would be required.[36] The City's omission of an HRA is particularly egregious because there are several schools in the area, including the American Indian Public Charter School, which is a charter middle school with predominantly low-income, minority students within two blocks of the Project. Oakland Charter High School is also just a few blocks away from the Project site.

The CEQA Analysis justifies the omission by stating "[d]ue to the variable nature of construction activity, the generation of TAC emissions in most cases would be temporary. . . Current models and methodologies for conducting health risk assessments are associated with longer-term exposure periods of 9, 40, and 70 years, which do not correlate well with the temporary and highly variable nature of construction activities."[37]

In addition, the CEQA Analysis states that although "[t]he LMSAP EIR determined that sensitive receptors in proximity to construction-related DPM emissions (generally within 200 meters) could be subject to increased cancer risk, chronic health problems, and acute health risk," all future development projects pursuant to the LMSAP would be subject to basic construction control measures and best management practices through implementation of SCA 19/ SCA-AIR-1.[38] SWAPE's analysis demonstrates that these justifications are misplaced.

Although the CEQA Analysis incorporates SCAs from the LMSAP, the City is not absolved of CEQA's requirement that agencies disclose significant environmental impacts to the public and mitigate those impacts.[39] The CEQA Analysis openly states that the LMSAP EIR determined that sensitive receptors may be subject to an increased cancer risk due to construction activities. Therefore, CEQA mandates that the City quantify that risk in order to determine ***if*** the basic

[36] SWAPE Comments, p. 14.
[37] CEQA Analysis, p. 39.
[38] *Id.*
[39] CEQA Guidelines §§ 15126.2, 15126.4.



printed on recycled paper

construction control measures and best management practices in SCA 19/ SCA-AIR-1 will reduce DPM emissions to less than significant levels.

Furthermore, the CEQA Analysis assumes that because construction would occur over a short period of time, the health risk posed from construction activities would be negligible. SWAPE explains that this determination conflicts with most recent guidance published by the Office of Environmental Health Hazard Assessment ("OEHHA"), the organization responsible for providing recommendations for health risk assessments in California. OEHHA's *Risk Assessment Guidelines: Guidance Manual for Preparation of Health Risk Assessments*, which was formally adopted by OEHHA in March of 2015, describes the types of projects that warrant the preparation of a health risk assessment.[40] OEHHA guidance recommends that all short-term projects lasting at least two months be evaluated for cancer risks to nearby sensitive receptors.[41] Here, Project construction is expected to last 24 months. In addition, Project construction will produce emissions of DPM, as described in the CEQA Analysis. SWAPE explains that OEHHA's recommendation that such short-term projects be evaluated for cancer risks to nearby sensitive receptors "reflects the most recent health risk assessment policy, and as such, an assessment of health risks to nearby sensitive receptors from construction should be included in a revised CEQA evaluation for the Project."[42]

*2. The Project Will Result in Significant Health Risks from DPM Emissions During Construction*

In light of the City's failure to quantify the Project's impacts from DPM emissions during construction, SWAPE prepared a simple screening-level health risk assessment using AERSCREEN. SWAPE's analysis demonstrates that construction-related DPM emissions will result in a previously undisclosed significant impact to the surrounding community.[43]

SWAPE's California Emissions Estimator Model Version CalEEMod.2013.2.2 ("CalEEMod") annual emissions indicate that construction activities will generate

[40] "Risk Assessment Guidelines Guidance Manual for Preparation of Health Risk Assessments." OEHHA, February 2015, *available at:* http://oehha.ca.gov/air/hot_spots/hotspots2015.html.
[41] *Id.*, at 8-18.
[42] SWAPE Comments, p. 15.
[43] *Id.*



printed on recycled paper

approximately 897.2 pounds of DPM over a 728 day construction period.[44] Construction activity was simulated as a 1.4 acre rectangular area source in AERSCREEN, with dimensions of 95 meters by 60 meters. SWAPE explains that a release height of three meters was selected to represent the height of exhaust stacks on construction equipment, and an initial vertical dimension of one and a half meters was used to simulate instantaneous plume dispersion upon release. Furthermore, an urban meteorological setting was selected with model-default inputs for wind speed and direction distribution.[45]

SWAPE calculated the excess cancer risk for each sensitive receptor location, for adults, children, and/or infant receptors using applicable HRA methodologies prescribed by OEHHA.[46] OEHHA recommends the use of Age Sensitivity Factors ("ASFs") to account for the heightened susceptibility of young children to the carcinogenic toxicity of air pollution.[47] According to the revised guidance, quantified cancer risk should be multiplied by a factor of ten during the first two years of life (infant), and by a factor of three for the subsequent fourteen years of life (child aged two until sixteen). Furthermore, in accordance with guidance set forth by the BAAQMD, SWAPE used 95$^{th}$ percentile breathing rates for infants and children and 80$^{th}$ percentile breathing rates for adults.[48] Furthermore, SWAPE used a cancer potency factor of 1.1 (mg/kg-day)$^{-1}$ and an averaging time of 25,550 days. The results of SWAPE's calculations are shown below.

---

[44] *Id.*
[45] *Id.*
[46] *Id.*, at 16.
[47] "Risk Assessment Guidelines Guidance Manual for Preparation of Health Risk Assessments." OEHHA, February 2015, *available at:* http://oehha.ca.gov/air/hot_spots/2015/2015GuidanceManual.pdf.
[48] "Air Toxics NSR Program Health Risk Screening Analysis (HRSA) Guidelines," BAAQMD, January 2010, *available at:* http://www.baaqmd.gov/~/media/Files/Engineering/Air%20Toxics%20Programs/hrsa_guidelines.ashx, p. 2-3.



printed on recycled paper

| Parameter | Description | Units | Adult | Child | Infant |
|---|---|---|---|---|---|
| $C_{air}$ | Concentration | $\mu g/m^3$ | 0.9825 | 0.9825 | 0.9825 |
| DBR | Daily breathing rate | L/kg-day | 233 | 572 | 1090 |
| EF | Exposure Frequency | days/year | 365 | 365 | 365 |
| ED | Exposure Duration | years | 14 | 14 | 2 |
| AT | Averaging Time | days | 25550 | 25550 | 25550 |
| | Inhaled Dose | (mg/kg-day) | 4.6E-05 | 1.1E-04 | 3.1E-05 |
| CPF | Cancer Potency Factor | 1/(mg/kg-day) | 1.1 | 1.1 | 1.1 |
| ASF | Age Sensitivity Factor | - | 1 | 3 | 10 |
| | **Cancer Risk** | | **5.04E-05** | **3.71E-04** | **3.37E-04** |

SWAPE concludes that "[t]he excess cancer risk to adults, children, and infants during Project construction for the sensitive receptors located 100 meters away are 50.4, 371, and 337 in one million, respectively."[49] The adult, child, and infantile exposure for the sensitive receptors clearly exceed the BAAQMD threshold of 10 in one million.[50] Thus, the Project will result in significant health risks from DPM emissions during construction. As a result, SWAPE concludes that the City must prepare a refined HRA using site-specific meteorology and specific equipment usage schedules and include the HRA in an EIR to examine air quality and public health impacts generated by Project construction.[51]

[49] SWAPE Comments, p. 16.
[50] BAAQMD CEQA Air Quality Guidelines, p. 2-5, http://www.baaqmd.gov/~/media/Files/Planning%20and%20Research/CEQA/BAAQMD%20CEQA%20Guidelines_May%202011_5_3_11.ashx.
[51] SWAPE Comments, p. 16.



printed on recycled paper

*3. The City Fails to Incorporate all Feasible Mitigation Measures Required to Reduce Significant Impacts from DPM Emissions*

SWAPE's screening-level HRA demonstrates that construction of the Project would result in significant health risks.[52] Thus, SWAPE provides a detailed list of mitigation measures that could be incorporated to reduce DPM exposure. Although the CEQA Analysis incorporates SCA AIR-1 (SCA 19) from the LMSAP FEIR, the Project would require even further measures to reduce the significant impacts from DPM emissions to less than significant levels. SWAPE notes that additional mitigation measures can be found in the California Air Pollution Control Officers Association's ("CAPCOA") *Quantifying Greenhouse Gas Mitigation Measures,* which reduces GHG emissions, as well as reduce Criteria Air Pollutants such as particulate matter (PM).[53] Mitigation measures for particulate matter emissions, which are described in further detail in SWAPE's May 31 comments, include:[54]

- Limiting construction equipment beyond regulation requirements;
- Requiring implementation of diesel control measures as described by the Northeast Diesel Collaborative ("NEDC");
- Repowering or replacing older construction engines;
- Installing retrofit devices on existing construction equipment;
- Using electric or hybrid construction equipment;
- Instituting a Heavy-Duty Off-Road Vehicle Plan;
- Implementing a Construction Vehicle Inventory Tracking System; and
- "Enhanced Exhaust Control Practices," recommended by the Sacramento Metropolitan Air Quality Management District ("SMAQMD").[55]

The CEQA Analysis is inconsistent with the LMSAP because it fails to quantify the health risk associated with DPM emissions for this Project, as anticipated under the LMSAP EIR. Furthermore, the City failed to identify and incorporate feasible mitigation measures, not previously identified, that would reduce the Project's highly significant health risk impacts during construction. In light of the fact that the LMSAP EIR identified the health risk from DPM during construction as a less than significant impact, this Project does, in fact, present substantial new information showing a new or more severe significant impact than

[52] *Id.*, at 17.
[53] http://www.capcoa.org/wp-content/uploads/2010/11/CAPCOA-Quantification-Report-9-14-Final.pdf.
[54] SWAPE Comments, p. 17 – 21.
[55] http://www.airquality.org/ceqa/Ch3EnhancedExhaustControl_10-2013.pdf.



printed on recycled paper

previously analyzed. Furthermore, there are mitigation measures not previously identified that could potentially reduce the impact to less than significant levels. Therefore, CEQA requires the City to prepare an EIR for the Project, and the City may not rely on the CEQA Analysis for Project approval.

*4. ICF International's June 1, 2016 Letter Fails to Resolve These Issues*

On June 1, 2016, the City's Consultant ICF International prepared a letter responding to our May 31 comments. The consultant letter attempts to address our concerns on this matter, stating that the LMSAP EIR determined that the health risks from the plan buildout would be less than significant, and that "there is no evidence that the project would have . . . impacts that are new or more significant than previously analyzed in the LMSAP EIR."[56] This is an inaccurate statement, given that in the absence of any Project-specific analysis whatsoever, SWAPE conducted its own analysis and found that the Project would far exceed health risk thresholds. SWAPE's analysis constitutes substantial evidence, whereas the City has completely failed to provide any quantification of the Project's health risks.

The consultant letter further states that "there is nothing in the LMSAP EIR indicating that a stand-alone health risk assessment for construction-related impacts is required on a project-by-project basis."[57] However, this legal argument from the consultant overlooks the fact that CEQA itself requires disclosure of the scope and severity of a project's environmental impacts where such information is necessary to allow decisionmakers and the public to understand the environmental consequences of the project.[58] The City's failure to conduct a project-specific health risk assessment both at the program and project level violates CEQA's disclosure mandate.

SWAPE explains in its July 1 letter that the City's justification for failing to quantify the health risk is inadequate. Specifically, without quantification of this risk, SWAPE states that "it is unclear how much the risk will be minimized, and is unclear if this risk will be reduced to a less-than-significant level once these

[56] Consultant Letter, p. 4.
[57] *Id.*
[58] See at *Berkeley Keep Jets Over the Bay Committee v. Bd. of Port Commissioners* (2001) 91 Cal.App.4th 1344, 1382; see also *Cadiz Land Co. v. Rail Cycle* (2000) 83 Cal.App.4th 74, 93-94.



printed on recycled paper

mitigation measures are implemented."[59] In addition, SWAPE finds that the City failed to adequately analyze the feasibility of the mitigation measures provided in SCA AIR-1 and measures provided in SWAPE's May 31 letter.[60]

In fact, SWAPE finds the consultant's statement that "The project sponsor would ensure that construction equipment would meet Tier 4 emissions standards" to be "questionable" as the feasibility of using all Tier 4 equipment is "unclear."[61] SWAPE concludes that the City has failed to demonstrate the feasibility of implementing this measure once the Project is approved.

SWAPE explains that Tier 4 emission standards were introduced in 2004, and were phased in from 2008 – 2015 but that the tiered emission standards "are only applicable to newly manufactured nonroad equipment."[62] According to the United States Environmental Protection Agency ("EPA") "if products were built before EPA emission standards started to apply, they are generally not affected by the standards or other regulatory requirements."[63] Therefore, pieces of equipment manufactured prior to 2000 are not required to adhere to Tier 2 emission standards, and pieces of equipment manufactured prior to 2008 are not required to adhere to Tier 4 emission standards.[64] SWAPE further explains that "[c]onstruction equipment often lasts more than 30 years; as a result, Tier 1 equipment and non-certified equipment are currently still in use.[65] SWAPE estimates that of the two million diesel engines currently used in construction, 31 percent were manufactured before the introduction of emissions regulations. [66]

Furthermore, SWAPE notes that a California Industry Air Quality Coalition report estimated that approximately 7% and less than 1% of all off-road heavy duty diesel equipment in California was equipped with Tier 2 and Tier 3 engines,

---

[59] SWAPE Comments II, p. 2.
[60] *Id.*, at 2 – 3.
[61] *Id.*, at 3.
[62] *Id.*
[63] "Frequently Asked Questions from Owners and Operators of Nonroad Engines, Vehicles, and Equipment Certified to EPA Standards." United States Environmental Protection Agency, August 2012. *Available at:* http://www.epa.gov/oms/highway-diesel/regs/420f12053.pdf.
[64] SWAPE Comments II, p. 3.
[65] *Id.*
[66] *Id.*



printed on recycled paper

respectively.[67] The report further stated that "cleaner burning Tier 4 engines...are not expected to come online in significant numbers until 2014."[68] Given that significant production activities have only just begun within the last couple of years, SWAPE states that there is a limited availability of Tier 4 equipment.[69] In addition, due to the complexity of Tier 4 engines, SWAPE notes that "it is very difficult if not nearly impossible, to retrofit older model machinery with this technology."[70] Therefore, available off-road machinery equipped with Tier 4 engines are mostly new.

Thus, even just based on availability, SWAPE finds that the City has failed to demonstrate that all of the construction equipment utilized for the Project will have Tier 4 engines. SWAPE further states that according to the California Air Resources Board ("CARB"), engine tiers for large and medium construction fleets (fleets with over 2,500 horse power) must be Tier 2 or higher. Therefore, CARB does not require that off-road construction fleets be comprised solely of Tier 4 Final engines. Rather, construction equipment fleets typically include a mix of Tier 2, 3, and 4 engines, instead of just Tier 4 Final equipment exclusively.[71]

Moreover, SCA AIR-1 does not specifically require all Tier 4 equipment during construction. Another mitigation measure, SCA AIR-2, specifically calls for Tier 4 engines to reduce *operational* health risk impacts, but even then the measure merely requires Tier 4 "if feasible."[72] Without a condition specifically requiring all Tier 4 engines during construction and a detailed analysis regarding the feasibility of such a measure, SWAPE concludes that the City "failed to adequately demonstrate that all of the Project's construction equipment would meet Tier 4 standards."[73] As a result, the City cannot rely on SCA AIR-1 to conclude that the Project's construction health risk would be reduced to below levels of significance.

---

[67] "White Paper: An Industry Perspective on the California Air Resources Board Proposed Off-Road Diesel Regulations."Construction Industry Air Quality Coalition, *available at:* http://www.agc-ca.org/uploadedFiles/Member_Services/Regulatory-Advocacy-Page-PDFs/White_Paper_CARB_OffRoad.pdf.
[68] *Id.*
[69] SWAPE Comments II, p. 4.
[70] *Id.*
[71] *Id.*
[72] CEQA Analysis, p. A-6.
[73] SWAPE Comments II, p. 4.



printed on recycled paper

## III. CONCLUSION

The City's environmental analysis for the Project fails to satisfy the requirements of CEQA. As explained in this appeal and in our previous comments, the City has failed to adequately analyze and mitigate the Project's significant health risks posed to the surrounding community, which are new or more severe than previously analyzed, therefore disqualifying the Project from any CEQA exemptions. For these reasons, we urge the City Council to reverse the Commission's Project approval and CEQA findings and order the preparation of an EIR for the Project.

Sincerely,

Laura E. Horton

LEH:ric
Attachments

3506-005rc

printed on recycled paper

# ATTACHMENT A

ADAMS BROADWELL JOSEPH & CARDOZO
A PROFESSIONAL CORPORATION
ATTORNEYS AT LAW
601 GATEWAY BOULEVARD, SUITE 1000
SOUTH SAN FRANCISCO, CA 94080-7037

TEL (650) 589-1660
FAX (650) 589-5062
lhorton@adamsbroadwell.com

DANIEL L. CARDOZO
CHRISTINA M. CARO
THOMAS A. ENSLOW
TANYA A. GULESSERIAN
LAURA E. HORTON
MARC D. JOSEPH
RACHAEL E. KOSS
JAMIE L. MAULDIN
ELLEN L. WEHR

SACRAMENTO OFFICE
520 CAPITOL MALL, SUITE 350
SACRAMENTO, CA 95814-4721
TEL (916) 444-6201
FAX (916) 444-6209

May 31, 2016

**VIA EMAIL and**
**HAND DELIVERY on June 1, 2016**

Chair Jim Moore and
Planning Commission
Oakland City Hall
One Frank H. Ogawa Plaza, Hearing Room No. 1
Oakland, CA 94612

Peterson Vollman
Planner II
City of Oakland
250 Frank H. Ogawa Plaza, Suite 2114
Oakland, CA 94612
**Email:** pvollmann@oaklandnet.com

**Re: Comments on the CEQA Analysis for the 226 13th Street Project (PLN15320)**

Dear Chair Moore, Honorable Members of the Oakland Planning Commission and Mr. Vollman:

We write on behalf of Oakland Residents for Responsible Development to comment on the City of Oakland's analysis of the 226 13th Street Project ("Project) pursuant to the California Environmental Quality Act ("CEQA Analysis").[1] The Project includes a five-story building over a two-story podium with approximately 262 multi-family units, parking for approximately 198 vehicles, and approximately 12,090 square feet of retail space on 14th Street.

The CEQA Analysis evaluates the Project's potential environmental impacts and consistency with the Lake Merritt Station Area Plan, as well as Oakland's 1998

[1] Pub. Resources Code §§ 21000 et seq.



printed on recycled paper

General Plan Land Use and Transportation Element Environmental Impact Report ("EIR"), the 2010 General Plan Housing Element Update EIR and 2014 Addendum, and the 2011 Central District Urban Renewal Plan Amendments EIR.

We reviewed the CEQA Analysis and applicable plans, and we identified several flaws in the analysis, as well as new information regarding new or more severe impacts than previously analyzed in the LMSAP EIR. Furthermore, we identified several mitigation measures not previously analyzed that would reduce significant impacts. Specifically, the CEQA Analysis fails to analyze and mitigate the Project's construction health risks to the surrounding community, which are new or more severe than previously analyzed, and fails to adequately analyze and mitigate the Project's significant VOC emissions during construction. Therefore, the City lacks substantial evidence to support the conclusions in its CEQA Analysis and an EIR is required.

We reviewed the CEQA Analysis, LMSAP EIR, and other plans and EIRs with the help of experts Matt Hagemann and Jessie Jaeger. Their attached technical comments are submitted in addition to the comments in this letter.[2] Accordingly, they must be addressed and responded to separately. The curricula vitae of these experts are also attached as exhibits to this letter.

## I. STATEMENT OF INTEREST

Oakland Residents for Responsible Development ("Oakland Residents") is an unincorporated association of individuals and labor organizations that may be adversely affected by the potential impacts associated with Project development. The association includes Alan Guan, Risi Agbabiaka, Peter Lew, Bridgette Hall, Tanya Pitts, the International Brotherhood of Electrical Workers Local 595, Plumbers and Steamfitters Local 342, Sheet Metal Workers Local 104, Sprinkler Fitters Local 483, and their members and their families who live and/or work in the City of Oakland and Alameda County.

The individual members of Oakland Residents live, work, and raise their families in the City of Oakland. They would be directly affected by the Project's impacts. Individual members may also work on the Project itself. They will

[2] *See* Letter from Matt Hagemann and Jessie Jaeger, SWAPE, to Laura Horton re: Comments on the 14th & Alice Project (hereinafter, "SWAPE Comments"), May 31, 2016, **Attachment A.**



printed on recycled paper

therefore be first in line to be exposed to any health and safety hazards that may exist on the Project site.

The organizational members of Oakland Residents also have an interest in enforcing the City's planning and zoning laws and the State's environmental laws that encourage sustainable development and ensure a safe working environment for its members. Environmentally detrimental projects can jeopardize future jobs by making it more difficult and more expensive for business and industry to expand in the region, and by making it less desirable for businesses to locate and people to live there. Indeed, continued degradation can, and has, caused restrictions on growth that reduce future employment opportunities. Finally, Oakland Residents' members are concerned about projects that present environmental and land use impacts without providing countervailing economic and community benefits.

## II. THE CITY MAY NOT RELY ON PREVIOUS ENVIRONMENTAL ANALYSIS FOR PROJECT APPROVAL

CEQA has two basic purposes, neither of which is satisfied by the CEQA Analysis. First, CEQA is designed to inform decision makers and the public about the potential, significant environmental impacts of a project before harm is done to the environment.[3] The EIR is the "heart" of this requirement.[4] The EIR has been described as "an environmental 'alarm bell' whose purpose it is to alert the public and its responsible officials to environmental changes before they have reached ecological points of no return."[5]

To fulfill this function, the discussion of impacts in an EIR must be detailed, complete, and "reflect a good faith effort at full disclosure."[6] An adequate EIR must contain facts and analysis, not just an agency's conclusions.[7] CEQA requires an EIR to disclose all potential direct and indirect, significant environmental impacts of a project.[8]

---

[3] 14 Cal. Code Regs. § 15002(a)(1) ("CEQA Guidelines"); *Berkeley Keep Jets Over the Bay v. Bd. of Port Comm'rs.* (2001) 91 Cal.App.4th 1344, 1354 ("*Berkeley Jets*"); *County of Inyo v. Yorty* (1973) 32 Cal.App.3d 795, 810.

[4] *No Oil, Inc. v. City of Los Angeles* (1974) 13 Cal.3d 68, 84.

[5] *County of Inyo v. Yorty* (1973) 32 Cal.App.3d 795, 810.

[6] CEQA Guidelines § 15151; *San Joaquin Raptor/Wildlife Rescue Center v. County of Stanislaus* (1994) 27 Cal.App.4th 713, 721-722.

[7] *See Citizens of Goleta Valley v. Board of Supervisors* (1990) 52 Cal.3d 553, 568.

[8] Pub. Resources Code § 21100(b)(1); CEQA Guidelines § 15126.2(a).



printed on recycled paper

Second, CEQA directs public agencies to avoid or reduce environmental damage when possible by requiring imposition of mitigation measures and by requiring the consideration of environmentally superior alternatives.[9] If an EIR identifies potentially significant impacts, it must then propose and evaluate mitigation measures to minimize these impacts.[10] CEQA imposes an affirmative obligation on agencies to avoid or reduce environmental harm by adopting feasible project alternatives or mitigation measures.[11] Without an adequate analysis and description of feasible mitigation measures, it would be impossible for agencies relying upon the EIR to meet this obligation.

Under CEQA, an EIR must not only discuss measures to avoid or minimize adverse impacts, but must ensure that mitigation conditions are fully enforceable through permit conditions, agreements or other legally binding instruments.[12] A CEQA lead agency is precluded from making the required CEQA findings unless the record shows that all uncertainties regarding the mitigation of impacts have been resolved; an agency may not rely on mitigation measures of uncertain efficacy or feasibility.[13] This approach helps "insure the integrity of the process of decision by precluding stubborn problems or serious criticism from being swept under the rug."[14]

Following preliminary review of a project to determine whether an activity is subject to CEQA, a lead agency is required to prepare an initial study to determine whether to prepare an EIR or negative declaration, identify whether a program EIR, tiering, or other appropriate process can be used for analysis of the project's environmental effects, or determine whether a previously prepared EIR could be used with the project, among other purposes.[15] CEQA requires an agency to analyze the potential environmental impacts of its proposed actions in an EIR except in certain limited circumstances.[16] A negative declaration may be prepared

---

[9] CEQA Guidelines § 15002(a)(2) and (3); *Berkeley Jets*, 91 Cal.App.4th at 1354; *Laurel Heights Improvement Ass'n v. Regents of the University of Cal.* (1998) 47 Cal.3d 376, 400.
[10] Pub. Resources Code §§ 21002.1(a), 21100(b)(3).
[11] *Id.*, §§ 21002-21002.1.
[12] CEQA Guidelines § 15126.4(a)(2).
[13] *Kings County Farm Bur. v. County of Hanford* (1990) 221 Cal.App.3d 692, 727-28 (a groundwater purchase agreement found to be inadequate mitigation because there was no record evidence that replacement water was available).
[14] *Concerned Citizens of Costa Mesa, Inc. v. 32nd Dist. Agricultural Assn.* (1986) 42 Cal.3d 929, 935.
[15] CEQA Guidelines §§ 15060, 15063(c).
[16] *See, e.g.*, Pub. Resources Code § 21100.



printed on recycled paper

instead of an EIR when, after preparing an initial study, a lead agency determines that a project "would not have a significant effect on the environment."[17]

When an EIR has been prepared for a project, CEQA requires the lead agency to conduct subsequent or supplemental environmental review when one or more of the following events occur:

(a) Substantial changes are proposed in the project which will require major revisions of the environmental impact report;

(b) Substantial changes occur with respect to the circumstances under which the project is being undertaken which will require major revisions in the environmental impact report; or

(c) New information, which was not known and could not have been known at the time the environmental impact report was certified as complete, becomes available.[18]

The CEQA Guidelines explain that the lead agency must determine, on the basis of substantial evidence in light of the whole record, if one or more of the following events occur:

(1) Substantial changes are proposed in the project which will require major revisions of the previous EIR due to the involvement of new significant effects or a substantial increase in the severity of previously identified effects;

(2) Substantial changes occur with respect to the circumstances under which the project is undertaken which will require major revisions of the previous EIR due to the involvement of new significant environmental effects or a substantial increase in the severity of previously identified significant effects; or

(3) New information of substantial importance, which was not known and could not have been known with the exercise of reasonable diligence at

[17] *Quail Botanical Gardens v. City of Encinitas* (1994) 29 Cal.App.4th 1597; Pub. Resources Code § 21080(c).
[18] Pub. Resources Code § 21166.



printed on recycled paper

the time the previous EIR was certified as complete or the negative declaration was adopted, shows any of the following:

(A) The project will have one or more significant effects not discussed in the previous EIR or negative declaration;

(B) Significant effects previously examined will be substantially more severe than shown in the previous EIR;

(C) Mitigation measures or alternatives previously found not to be feasible would in fact be feasible, and would substantially reduce one or more significant effects of the project, but the project proponents decline to adopt the mitigation measure or alternative; or

(D) Mitigation measures or alternatives which are considerably different from those analyzed in the previous EIR would substantially reduce one or more significant effects on the environment, but the project proponents decline to adopt the mitigation measure or alternative.[19]

Only where ***none*** of the conditions described above calling for preparation of a subsequent or supplemental EIR have occurred may the lead agency consider preparing a subsequent negative declaration, an Addendum or no further documentation.[20] For Addendums specifically, which is one of several CEQA exemption/streamlining avenues that the City claims is applicable to the Project, CEQA allows Addendums to a previously certified EIR "if some changes or additions are necessary but none of the conditions described in Section 15162 calling for preparation of a subsequent EIR have occurred."[21]

Here, the City has failed to demonstrate that the Project can be lawfully approved based on the CEQA Analysis provided. Indeed, as explained in this letter, the City must disclose, analyze, and mitigate the Project's significant impacts in an EIR. Otherwise, the City's approval of the Project would violate CEQA.

[19] CEQA Guidelines § 15162(a)(1)-(3).
[20] CEQA Guidelines § 15162(b).
[21] CEQA Guidelines § 15164.



printed on recycled paper

### A. The Project is Not Consistent with CEQA Addendum and Exemption Requirements

The City claims the Project is consistent with CEQA Guidelines Sections 15162 (Subsequent EIR and Negative Declaration), 15164 (Addendums), and 15168 (Program EIRs).[22] However, the City's reliance on these provisions is misplaced for two reasons.

First, the CEQA Analysis does not simply provide "some changes or additions" to the EIR as is allowed under the Addendum provision; rather, it includes over 2,000 pages of analysis for a large development project which is different from the project analyzed in the LMSAP EIR.[23] Indeed, the City's unlawful use of the Addendum provision has occurred frequently in other projects in Oakland.[24] The City must discontinue this practice, which clearly violates CEQA. Second, as explained further below, the Project will result in new or more severe significant impacts than analyzed in previous EIRs, and there are new mitigation measures that were not considered in the previous EIRs, but that could reduce those impacts to a less than significant level. In any case, the City's decision must be supported by substantial evidence.[25] Here, the City's decision not to prepare a subsequent or supplemental EIR for the Project is not supported by substantial evidence.

The City also relies on additional CEQA provisions that allow approval of projects without an EIR in narrow circumstances. Specifically, the City relies on CEQA Guidelines Sections 15183 (Community Plan)[26] and 15183.3 (Qualified Infill)[27] for Project approval. However, the City's determination that exemptions also apply is not supported by substantial evidence.

The exemptions apply only when a Project does not have impacts peculiar to the proposed project that are new or more significant than previously analyzed or can be substantially mitigated by uniformly applicable development policies or standards. The Project fails to meet these requirements because the Project's

---

[22] CEQA Analysis, Attachment B, p. B-1.
[23] *Id.*, at p. 2.
[24] *See* 2400 Valdez Street Project, (PLN15-336), http://www2.oaklandnet.com/oakca1/groups/ceda/documents/report/oak057878.pdf.
[25] *Id.* §§ 15162 (a), 15164(e), and 15168(c)(4).
[26] CEQA Guidelines Section 15183.
[27] CEQA Guidelines Section 15183.3.



printed on recycled paper

health risks from diesel particulate matter ("DPM") emissions during construction are highly significant. In particular, because the LMSAP did not actually quantify project-level health risks, the absence of any previous project-specific analysis undermines the City's determination that Standard Conditions of Approval ("SCAs") would mitigate the impact. Furthermore, the Project's VOC emissions during construction exceed the City's thresholds of significance. Unfortunately, the LMSAP EIR did not fully address these peculiar and more significant impacts, and there are mitigation measures not previously identified that would reduce these significant impacts.

Thus, the Project will have new or more severe significant impacts than previously analyzed in the LMSAP EIR. In addition, as described below, the site-specific analysis conducted for the Project is flawed in several ways and the CEQA Analysis fails to incorporate all feasible mitigation. Therefore, the City may not rely on the CEQA Analysis for Project approval, and must provide detailed analysis of the Project's impacts in an EIR.

## B. The CEQA Analysis Fails To Adequately Analyze and Mitigate Project-Specific Health Risk From Diesel Particulate Matter

### *1. The City is Required to Quantify the Project's Health Risk from DPM Emissions During Construction*

The California Air Resources Board ("CARB") identifies diesel particulate matter ("DPM") as a toxic air contaminant ("TAC") based on published evidence of a relationship between diesel exhaust exposure and lung cancer and other adverse health effects.[28] In 2012, the International Agency for Research on Cancer listed diesel engine exhaust as "carcinogenic to humans."[29] As with other air pollutants, SWAPE explains that DPM emissions during development construction can impact both on-site construction workers and the surrounding community such as schools and residential sensitive receptors.[30]

The LMSAP EIR concludes that "[d]evelopment facilitated by the proposed Plan would potentially expose sensitive receptors to substantial health risks from

[28] http://www.arb.ca.gov/research/diesel/diesel-health.htm.
[29] *Id.*
[30] SWAPE Comments, p. 14.



printed on recycled paper

[TACs] from sources including both DPM and gaseous emissions."[31] Furthermore, the LMSAP EIR found that while compliance with the City's SCAs "would entail the preparation of site-specific health risk assessments which would reduce DPM exposure to a less than significant level", the SCAs would not necessarily reduce gaseous TACs to a less-than-significant level.[32] Therefore, the LMSAP EIR found the impacts related to DPM exposure would be less than significant, while the remaining TAC impacts (related to gaseous sources) would be significant and unavoidable.[33]

The LMSAP EIR did not address construction related exposures because "[t]he specificity of detail necessary to conduct a health risk assessment is not available at the Plan stage..."[34] The LMSAP EIR thus deferred the assessment of health risks from construction activities to the project level stage where project-specific impacts and mitigation measures could be determined to ensure that DPM exposure would not exceed applicable thresholds.

As explained by SWAPE, however, the CEQA Analysis completely fails to evaluate the health risk posed to nearby sensitive receptors from exposure to DPM emissions released during Project construction, despite the indication in the LMSAP EIR that a health risk assessment ("HRA") would be required.[35] The City's omission of an HRA is particularly egregious because there are several schools in the area, including the American Indian Public Charter School, which is a charter middle school with predominantly low-income, minority students within two blocks of the Project. Oakland Charter High School is also just a few blocks away from the Project site.

The CEQA Analysis justifies the omission by stating "[d]ue to the variable nature of construction activity, the generation of TAC emissions in most cases would be temporary. . . Current models and methodologies for conducting health risk assessments are associated with longer-term exposure periods of 9, 40, and 70 years, which do not correlate well with the temporary and highly variable nature of construction activities."[36]

---

[31] LMSAP DEIR, p. ES-34.
[32] *Id.*
[33] *Id.*, at 3.3-25.
[34] *Id.*, at 3.3-39.
[35] SWAPE Comments, p. 14.
[36] CEQA Analysis, p. 39.



printed on recycled paper

In addition, the CEQA Analysis states that although "[t]he LMSAP EIR determined that sensitive receptors in proximity to construction-related DPM emissions (generally within 200 meters) could be subject to increased cancer risk, chronic health problems, and acute health risk," all future development projects pursuant to the LMSAP would be subject to basic construction control measures and best management practices through implementation of SCA 19/ SCA-AIR-1.[37] SWAPE's analysis demonstrates that these justifications are misplaced.

Although the CEQA Analysis incorporates SCAs from the LMSAP, the City is not absolved of CEQA's requirement that agencies disclose significant environmental impacts to the public and mitigate those impacts.[38] The CEQA Analysis openly states that the LMSAP EIR determined that sensitive receptors may be subject to an increased cancer risk due to construction activities. Therefore, CEQA mandates that the City quantify that risk in order to determine ***if*** the basic construction control measures and best management practices in SCA 19/ SCA-AIR-1will reduce DPM emissions to less than significant levels.

Furthermore, the CEQA Analysis assumes that because construction would occur over a short period of time, the health risk posed from construction activities would be negligible. SWAPE explains that this determination conflicts with most recent guidance published by the Office of Environmental Health Hazard Assessment ("OEHHA"), the organization responsible for providing recommendations for health risk assessments in California. OEHHA's *Risk Assessment Guidelines: Guidance Manual for Preparation of Health Risk Assessments*, which was formally adopted by OEHHA in March of 2015, describes the types of projects that warrant the preparation of a health risk assessment.[39] OEHHA guidance recommends that all short-term projects lasting at least two months be evaluated for cancer risks to nearby sensitive receptors.[40] Here, Project construction is expected to last 24 months. In addition, Project construction will produce emissions of DPM, as described in the CEQA Analysis. SWAPE explains that OEHHA's recommendation that such short-term projects be evaluated for cancer risks to nearby sensitive receptors "reflects the most recent health risk assessment policy, and as such, an assessment of health risks to nearby sensitive

[37] *Id.*
[38] CEQA Guidelines §§ 15126.2, 15126.4.
[39] "Risk Assessment Guidelines Guidance Manual for Preparation of Health Risk Assessments." OEHHA, February 2015, *available at:* http://oehha.ca.gov/air/hot_spots/hotspots2015.html.
[40] *Id.*, at 8-18.



printed on recycled paper

receptors from construction should be included in a revised CEQA evaluation for the Project."[41]

*2. The Project Will Result in Significant Health Risks from DPM Emissions During Construction*

In light of the City's failure to quantify the Project's impacts from DPM emissions during construction, SWAPE prepared a simple screening-level health risk assessment using AERSCREEN. SWAPE's analysis demonstrates that construction-related DPM emissions will result in a previously undisclosed significant impact to the surrounding community.[42]

SWAPE's model incorporates updated construction emissions estimates, as explained in more detail below. The updated California Emissions Estimator Model Version CalEEMod.2013.2.2 ("CalEEMod") annual emissions indicate that construction activities will generate approximately 897.2 pounds of DPM over a 728 day construction period.[43] Construction activity was simulated as a 1.4 acre rectangular area source in AERSCREEN, with dimensions of 95 meters by 60 meters. SWAPE explains that a release height of three meters was selected to represent the height of exhaust stacks on construction equipment, and an initial vertical dimension of one and a half meters was used to simulate instantaneous plume dispersion upon release. Furthermore, an urban meteorological setting was selected with model-default inputs for wind speed and direction distribution.[44]

SWAPE calculated the excess cancer risk for each sensitive receptor location, for adults, children, and/or infant receptors using applicable HRA methodologies prescribed by OEHHA.[45] OEHHA recommends the use of Age Sensitivity Factors ("ASFs") to account for the heightened susceptibility of young children to the carcinogenic toxicity of air pollution.[46] According to the revised guidance, quantified cancer risk should be multiplied by a factor of ten during the first two years of life (infant), and by a factor of three for the subsequent fourteen years of life (child aged two until sixteen). Furthermore, in accordance with guidance set forth by the

[41] SWAPE Comments, p. 15.
[42] *Id.*
[43] *Id.*
[44] *Id.*
[45] *Id.*, at 16.
[46] "Risk Assessment Guidelines Guidance Manual for Preparation of Health Risk Assessments." OEHHA, February 2015, *available at:* http://oehha.ca.gov/air/hot_spots/2015/2015GuidanceManual.pdf.



printed on recycled paper

BAAQMD, SWAPE used 95th percentile breathing rates for infants and children and 80th percentile breathing rates for adults.[47] Furthermore, SWAPE used a cancer potency factor of 1.1 (mg/kg-day)$^{-1}$ and an averaging time of 25,550 days. The results of SWAPE's calculations are shown below.

| Parameter | Description | Units | Adult | Child | Infant |
|---|---|---|---|---|---|
| $C_{air}$ | Concentration | µg/m$^3$ | 0.9825 | 0.9825 | 0.9825 |
| DBR | Daily breathing rate | L/kg-day | 233 | 572 | 1090 |
| EF | Exposure Frequency | days/year | 365 | 365 | 365 |
| ED | Exposure Duration | years | 14 | 14 | 2 |
| AT | Averaging Time | days | 25550 | 25550 | 25550 |
| | Inhaled Dose | (mg/kg-day) | 4.6E-05 | 1.1E-04 | 3.1E-05 |
| CPF | Cancer Potency Factor | 1/(mg/kg-day) | 1.1 | 1.1 | 1.1 |
| ASF | Age Sensitivity Factor | - | 1 | 3 | 10 |
| | **Cancer Risk** | | **5.04E-05** | **3.71E-04** | **3.37E-04** |

SWAPE concludes that "[t]he excess cancer risk to adults, children, and infants during Project construction for the sensitive receptors located 100 meters away are 50.4, 371, and 337 in one million, respectively."[48] The adult, child, and infantile exposure for the sensitive receptors clearly exceed the BAAQMD threshold of 10 in one million.[49] Thus, the Project will result in significant health risks from DPM emissions during construction. As a result, SWAPE concludes that the City must prepare a refined HRA using site-specific meteorology and specific equipment usage schedules and include the HRA in an EIR to examine air quality and public health impacts generated by Project construction.[50]

[47] "Air Toxics NSR Program Health Risk Screening Analysis (HRSA) Guidelines," BAAQMD, January 2010, *available at:* http://www.baaqmd.gov/~/media/Files/Engineering/Air%20Toxics%20Programs/hrsa_guidelines.ashx, p. 2-3.
[48] SWAPE Comments, p. 16.
[49] BAAQMD CEQA Air Quality Guidelines, p. 2-5, http://www.baaqmd.gov/~/media/Files/Planning%20and%20Research/CEQA/BAAQMD%20CEQA%20Guidelines_May%202011_5_3_11.ashx.
[50] SWAPE Comments, p. 16.



printed on recycled paper

*3. The City Fails to Incorporate all Feasible Mitigation Measures Required to Reduce Significant Impacts from DPM Emissions*

SWAPE's screening-level HRA demonstrates that construction of the Project would result in significant health risks.[51] Thus, SWAPE provides a detailed list of mitigation measures that could be incorporated to reduce DPM exposure. Although the CEQA Analysis incorporates SCA AIR-1 (SCA 19) from the LMSAP FEIR, the Project would require even further measures to reduce the significant impacts from DPM emissions to less than significant levels. SWAPE notes that additional mitigation measures can be found in the California Air Pollution Control Officers Association's ("CAPCOA") *Quantifying Greenhouse Gas Mitigation Measures,* which reduces GHG emissions, as well as reduce Criteria Air Pollutants such as particulate matter (PM).[52] Mitigation measures for particulate matter emissions, which are described in further detail in SWAPE's comments, include:[53]

- Limiting construction equipment beyond regulation requirements;
- Requiring implementation of diesel control measures as described by the Northeast Diesel Collaborative ("NEDC");
- Repowering or replacing older construction engines;
- Installing retrofit devices on existing construction equipment;
- Using electric or hybrid construction equipment;
- Instituting a Heavy-Duty Off-Road Vehicle Plan;
- Implementing a Construction Vehicle Inventory Tracking System; and
- "Enhanced Exhaust Control Practices," recommended by the Sacramento Metropolitan Air Quality Management District ("SMAQMD").[54]

The CEQA Analysis is inconsistent with the LMSAP because it fails to quantify the health risk associated with DPM emissions for this Project, as anticipated under the LMSAP EIR. Furthermore, the City failed to identify and incorporate feasible mitigation measures, not previously identified, that would reduce the Project's highly significant health risk impacts during construction. In light of the fact that the LMSAP EIR identified the health risk from DPM during construction as a less than significant impact, this Project does, in fact, present substantial new information showing a new or more severe significant impact than

[51] *Id.*, at 17.
[52] http://www.capcoa.org/wp-content/uploads/2010/11/CAPCOA-Quantification-Report-9-14-Final.pdf.
[53] SWAPE Comments, p. 17 – 21.
[54] http://www.airquality.org/ceqa/Ch3EnhancedExhaustControl_10-2013.pdf.



printed on recycled paper

previously analyzed. Furthermore, there are mitigation measures not previously identified that could potentially reduce the impact to less than significant levels. Therefore, CEQA requires the City to prepare an EIR for the Project, and the City may not rely on the CEQA Analysis for Project approval.

## B. The CEQA Analysis Fails To Adequately Analyze and Mitigate Project-Specific Construction Emissions

### *1. The CEQA Analysis Uses Unsubstantiated Input Parameters to Estimate Project Emissions*

The CEQA Analysis for the Project relies on emissions calculated from CalEEMod.[55] As explained by SWAPE, CalEEMod provides recommended default values based on site specific information, such as land use type, meteorological data, total lot acreage, project type and typical equipment associated with project type. If more specific project information is known, the user can change the default values and input project-specific values, but CEQA requires that such changes be justified by substantial evidence.[56] Once all the values are inputted into the model, the Project's construction and operational emissions are calculated and "output files" are generated. These output files disclose to the reader what parameters were utilized in calculating the Project's air pollution emissions, and make known which default values were changed, as well as provide a justification for the values selected.[57]

When reviewing the CalEEMod output files for the air quality analysis, SWAPE found that several of the values inputted into the model are "are not consistent with information disclosed in the CEQA Analysis."[58] For example, the City's CEQA Analysis specifically describes that the Project will involve grading, paving, architectural coating, drilling and hauling during demolition and excavation. As a result, the GHG emissions associated with the construction and operation of the Project are "greatly underestimated."[59] When SWAPE corrected

[55] CalEEMod website, *available at*: http://www.caleemod.com/.
[56] CalEEMod User Guide, pp. 2, 9.
[57] *Id.*
[58] SWAPE Comments, p. 2.
[59] *Id.*



printed on recycled paper

those values, the model shows that the Project will have a significant VOC impact.[60] The model values are incorrect for eight reasons.

- The CalEEMod model output files are incomplete.
- The CalEEMod model relies upon an incorrect intensity factors.
- The EMFAC2014 emission factors are insufficiently supported.
- The CalEEMod model fails to include grading equipment for the grading phase.
- The CalEEMod model underestimates paving square footage and equipment.
- The CalEEMod model fails to include appropriate construction equipment for architectural coating.
- The CalEEMod model fails to include a drill rig in the equipment estimates.
- The CalEEMod model underestimates the number of hauling trucks for demolition and excavation.[61]

Because the City's modeling of air emissions fails to account for all aspects of the Project, as described by the City itself, the City's modeling and analysis of air quality impacts are not supported by substantial evidence.

*2. Corrected Model Shows Significant VOC Impact and Higher Emissions Levels*

In light of the City's failure to adequately analyze emissions, SWAPE prepared an updated air model using CalEEMod. SWAPE's analysis demonstrates that the Project will result in a significant VOC impact.[62]

SWAPE explains that the updated model used a $CO_2$ intensity factor of 457 lbs/MWh, which is consistent with applicable guidance. In addition, the model relies upon the CalEEMod default values of 0.029 lb/MWhr and 0.006 lb/MWhr for the $CH_4$ Intensity factor and $N_2O$ Intensity factor, respectively. SWAPE also updated the equipment list to include an additional grader during the grading phase, paving-specific equipment during the phases that require paving, an additional air compressor for the finishes and coating phases, and an additional

[60] *Id.*
[61] *Id.*, at p. 2 – 12.
[62] *Id.*, at 12.



printed on recycled paper

drilling rig for the shoring phases.[63] SWAPE also increased the number of hauling trips for the demolition phase to 156 trips and increased the number of hauling trips for the mass excavation phase to 813 trips in an effort to accurately estimate the number of trips that will be required for material export.[64] The basis for each corrected input is explained in SWAPE's comments.

When these corrected input parameters are used to model emissions, SWAPE finds that the Project's construction emissions increase significantly compared to the CEQA Analysis' model.[65] Specifically, SWAPE finds that the Project's construction-related VOC emissions exceed the City of Oakland significance threshold of 54 pounds per day.[66] SWAPE explains that even just short-term exposure to VOC emissions can cause eye and respiratory tract irritation, headaches, dizziness, visual disorders, fatigue, loss of coordination, allergic skin reactions, nausea, and memory impairment.[67] Longer-term exposure can cause damage to the liver, kidneys, and central nervous system.[68] These health problems can affect both on-site construction workers and the surrounding community.[69]

| Construction Emissions (lbs/day) | | | | | |
|---|---|---|---|---|---|
| | **VOC** | **$NO_x$** | **CO** | **$PM_{10}$** | **$PM_{2.5}$** |
| CEQA Analysis Model | 0.7 | 5.8 | 9.2 | 0.7 | 0.4 |
| **City of Oakland Thresholds** | **54** | **54** | - | **82** | **54** |
| *Exceed?* | *No* | *No* | *No* | *No* | *No* |
| SWAPE Model | 55 | 34 | 60 | 9 | 4 |
| **City of Oakland Thresholds** | **54** | **54** | - | **82** | **54** |
| *Exceed?* | ***Yes*** | *No* | *No* | *No* | *No* |

Therefore, SWAPE concludes that an updated CEQA evaluation should be prepared as part of an EIR that includes an updated model to adequately estimate the Project's emissions during construction. Furthermore, SWAPE concludes that

[63] *Id.*, at 12 - 13.
[64] *Id.*
[65] *Id.*
[66] *Id.*, at 13.
[67] https://toxtown.nlm.nih.gov/text_version/chemicals.php?id=31.
[68] *Id.*
[69] SWAPE, p. 13.



printed on recycled paper

additional mitigation measures must be identified and incorporated in the EIR to reduce VOC emissions to a less than significant level.[70]

*3. The City Fails to Incorporate Sufficient Feasible Mitigation Measures To Reduce Significant VOC Emissions*

SWAPE notes that "[n]umerous additional and feasible mitigation measures are available to reduce VOC emissions, including the following which are routinely identified in other CEQA matters as feasible mitigation measures":[71]

- Use of zero-VOC emissions paint (the CEQA Analysis only commits to using "low VOC coatings");[72]
- Use of materials that do not require paint; and
- Use of spray equipment with greater transfer efficiencies.

SWAPE concludes that when these mitigation measures are combined, "these measures offer a feasible way to effectively reduce the Project's construction-related VOC emissions to a less than significant level."[73] As such, CEQA mandates that the City prepare an EIR to adequately analyze and mitigate significant impacts from Project construction VOC emissions which exceed the City's significance threshold.

[70] *Id.*
[71] *Id.*
[72] CEQA Analysis p. 97.
[73] SWAPE Comments, p. 13.



printed on recycled paper

## III. CONCLUSION

The City failed to comply with CEQA's procedural and evidentiary standards in its CEQA Analysis. As explained above, the CEQA Analysis fails to analyze and mitigate the Project's significant health risks posed to the surrounding community from DPM emissions and the Project's significant VOC emissions. Both of these significant impacts are new or more severe significant than previously analyzed, and mitigation measures, which are considerably different from those analyzed in the LMSAP EIR, would substantially reduce these significant effects, but have not been required in the CEQA Analysis. For these reasons, we urge the City to revise its analysis, identify feasible mitigation measure and disclose its revised analysis in an EIR, as required by CEQA, before the City considers approval of the Project.

Sincerely,

Laura E. Horton

LEH:ric
Attachments



printed on recycled paper

SWAPE Technical Consultation, Data Analysis and Litigation Support for the Environment

2656 29th Street, Suite 201
Santa Monica, CA 90405
Matt Hagemann, P.G, C.Hg.
(949) 887-9013
mhagemann@swape.com

May 31, 2016

Laura E. Horton
Adams Broadwell Joseph & Cardoza
601 Gateway Blvd., Suite 1000
South San Francisco, CA 94080

**Subject: Comments on the 14th & Alice Project**

Dear Ms. Horton:

We have reviewed the 226 13th Street Project CEQA Analysis ("CEQA Analysis") and associated attachments/appendices for the proposed mixed-use development project ("Project") located in Oakland, California. The Project proposes to redevelop one parcel within the plan area of the Lake Merritt Station Area Plan (LMSAP) and plans to construct a building consisting of approximately 262 residential units, 198 parking spaces, and 12,090 square feet of retail space on 1.4 acres. The LMSAP Environmental Impact Report (LMSAP EIR) was certified in 2014, and it analyzed impacts associated with adoption and implementation of the LMSAP. Project-level analysis allows the use of CEQA streamlining and/or tiering provisions for projects that are developed under the LMSAP.

Our review concludes that the CEQA Analysis fails to adequately evaluate the Project's Air Quality impacts. Specifically, the CEQA Analysis models the Project's construction emissions using incorrect input parameters, and as a result, the Project's significant criteria air pollutant emissions are greatly underestimated. Furthermore, the CEQA Analysis concludes that construction of the Project would not expose sensitive receptors to substantial pollutant concentrations without providing any basis for this claim. Our health risk assessment shows, in fact, that construction of the Project will expose sensitive receptors to substantial pollutant concentrations; as a result, the significance determination made within the CEQA Analysis is incorrect. A project-specific Draft Environmental Impact Report (DEIR) should be prepared to adequately address these issues and incorporate additional mitigation.

# Air Quality

## Unsubstantiated Input Parameters Used to Estimate Project Emissions

The CEQA Analysis for the Project relies on emissions calculated from the California Emissions Estimator Model Version CalEEMod.2013.2.2 ("CalEEMod").[1] CalEEMod provides recommended default values based on site specific information, such as land use type, meteorological data, total lot acreage, project type and typical equipment associated with project type. If more specific project information is known, the user can change the default values and input project-specific values, but CEQA requires that such changes be justified by substantial evidence.[2] Once all the values are inputted into the model, the Project's construction and operational emissions are calculated, and "output files" are generated. These output files disclose to the reader what parameters were utilized in calculating the Project's air pollution emissions, and make known which default values were changed as well as provide a justification for the values selected.[3]

When reviewing the Project's CalEEMod output files, we found that several of the values inputted into the model are not consistent with information disclosed in the CEQA Analysis. As a result, significant emissions associated with construction and operation of the Project are greatly underestimated. Indeed, a corrected model shows the Project will have significant VOC emissions. A DEIR should be prepared to adequately assess the potential impacts that operation of the Project may have on regional and local air quality.

### *The Provided CalEEMod Output Files are Incomplete*

According to the CEQA Analysis, CalEEMod was used to estimate the Project's construction and operational criteria air pollutant and greenhouse gas (GHG) emissions (Table AIR-1, p. 37, p. 52). The Project's construction-related criteria air pollutant emissions are summarized in Table AIR-1 of the CEQA Analysis. According to this table, the CalEEMod output files for the Project's construction-related air model can be found in Appendix A of the CEQA Analysis (see excerpt below) (CEQA Analysis, p. 37).

---

[1] CalEEMod website, *available at:* http://www.caleemod.com/

[2] CalEEMod User Guide, p. 2, 9, *available at:* http://www.caleemod.com/

[3] CalEEMod User Guide, p. 7, 13, *available at:* http://www.caleemod.com/ (A key feature of the CalEEMod program is the "remarks" feature, where the user explains why a default setting was replaced by a "user defined" value. These remarks are included in the report.)

TABLE AIR-1
UNMITIGATED EMISSIONS FROM CONSTRUCTION (AVERAGE LBS PER DAY)[a]

| Construction Year (phase) | ROG | $NO_x$ | CO | PM10 | PM2.5 |
|---|---|---|---|---|---|
| Project | | | | | |
| Average Daily Construction Emissions | 0.7 | 5.8 | 9.2 | 0.7 | 0.4 |
| City of Oakland Thresholds | 54 | 54 | - | 82 | 54 |
| Significant (Yes or No)? | No | No | - | No | No |

[a] Emissions are average daily pounds per day during the project's anticipated approximate 24-month construction period.
SOURCE: CalEEMod and EMFAC2014 (see Appendix A).

Furthermore, Table GHG-1 of the CEQA Analysis states that the CalEEMod output files for the Project's operational air model can be found in Appendix E (see excerpt below) (p. 53).

TABLE GHG-1
PROPOSED PROJECT GHG EMISSIONS (METRIC TONS PER YEAR)[a,b,c]

| Project Component | $CO_2e$[d] |
|---|---|
| Project | |
| Area Source Emissions | 12 |
| Energy Emissions | 356 |
| Mobile Emissions[e] | 1,159 |
| Solid Waste | 67 |
| Water and Wastewater | 44 |
| Annualized Construction Emissions (Over 40 Years) | 64 |
| Total Increase | 1,702 |
| City of Oakland Annual Screening Threshold | 1,100 |
| Project Exceeds Annual Threshold? | Yes |
| Total Emissions per Service Population (543 residents and employees) | 3.0 |
| City Emissions per Service Population Threshold | 4.6 |
| Project Exceeds Efficiency Threshold? | No |

[a] Project operational emissions estimates were made using CalEEMod, version 2013.2.2 (see Appendix E).
[b] Emissions from stationary sources such as backup generators are assessed under a separate 10,000 metric ton per year threshold.
[c] The analysis does not account for changes in $CO_2$ flux from tree planting and removal. Because the project would plant 40 trees for the 14 that would be removed, it is anticipated that the project would result in long-term carbon sequestration benefits.
[d] CalEEMod utilizes global warming potential (GWP) from the Intergovernmental Panel on Climate Change's (IPCC) Second Assessment Report (SAR). The GWPs from the SAR have been superseded by revised values published in IPCC's Fourth Assessment Report. Accordingly, $CO_2e$ was calculated based on the CalEEMod outputs for $CO_2$, methane ($CH_4$), and nitrous oxide ($N_2O$) and the GWPs from IPCC's Fourth Assessment Report (which are 25 for $CH_4$ and 298 for $N_2O$).
[e] The GHG analysis relied on inputs from the Transportation Impact Analysis prepared for the proposed project (see Appendix H).

Review of both Appendix A and Appendix E, however, demonstrates that the full CalEEMod output files were not provided for either construction or operation, as is suggested by the CEQA Analysis. Specifically, after reviewing Appendix A, we found that the construction CalEEMod output files were completely omitted. The only information provided on the modeling assumptions used to estimate the Project's construction emissions were found in Appendix E, which only discloses a portion of the

construction assumptions used to model emissions (CEQA Analysis, pp. 217-223). This presents a significant problem, because without the full output files, we are unable to verify that the assumptions used within the model are correct, and cannot determine whether any other default values were changed. By failing to provide the construction CalEEMod output files, we are still lacking important information. For example, without the complete output files, we have no insight on which default values were utilized and which were changed, what phase type (site preparation, grading, paving, etc) was utilized for each construction phase, how many square feet of architectural coating is assumed for residential interior/exterior and non-residential interior/exterior surfaces, and whether any construction mitigation measures were applied to the model. As a result, the emission estimates provided in the CEQA Analysis are unreliable and should not be used to determine Project significance.

Similarly, Appendix E includes part of the CalEEMod output files for the Project's operational emissions but does not include key parts of the report, including what assumptions were used in applying the model to the Project, what mitigation measures were implemented, what default settings were changed, and why (CEQA Analysis, pp. 216, pp. 224, pp. 228, and pp. 232). For example, the "226 13th Street Operation" summer scenario output file jumps from section 2.0 to section 4.0 and from section 6.0 to 9.0 (CEQA Analysis, pp. 225-226). Similarly, the annual scenario output file jumps from section 2.0 to 4.0 and omits section 9.0 (CEQA Analysis, pp. 229-231). This means that the output files were manually altered so that specific sections of the modeling outputs that are automatically included when CalEEMod is ran were removed from the file. The omission of this information deviates from the technical appendices attached to CEQA documents for other construction projects in California.[4] Without providing the entire CalEEMod report, the reviewer cannot fully understand the assumptions that were made about the Project, and cannot verify whether those assumptions are justified.

### *Use of Incorrect Intensity Factors*

The CalEEMod model relies upon an incorrect carbon dioxide ($CO_2$) intensity factor to estimate the Project's operational emissions. When Pacific Gas & Electric (PG&E) is chosen as the utility provider for the proposed Project, CalEEMod assumes a default $CO_2$ intensity factor of 641.35 pounds per megawatt-hour (lb/MWhr). This intensity factor is used to estimate the $CO_2$ emissions generated from electricity usage during Project operation. The intensity factor used in the Project's operational CalEEMod model, however, was adjusted from the default value to 309 lb/MWhr (see excerpt below) (CEQA Analysis, pp. 224, pp. 228).

| | | | |
|---|---|---|---|
| tblProjectCharacteristics | CO2IntensityFactor | 641.35 | 309 |

[4] *Compare* CEQA Analysis, Appendix E (containing only the final emissions calculations) *with, e.g.*, Appendix E, "Air Quality and Greenhouse Gas Emissions – CalEEmod, Report, HRA Dispersion Model and ISCST3 Model" prepared by the City of Oakland for the Jack London Square 4th & Madison project (CalEEMod output files with descriptions of construction phases, equipment, and changes to default settings). *Available at:* http://www2.oaklandnet.com/oakca1/groups/ceda/documents/report/oak054487.pdf

The User Entered Comments & Non-Default Data attempts to justify this reduction, stating, "2019 RPS Emission Factors (PGE)" (CEQA Analysis, pp. 224, pp. 228). This justification, however, does not clearly state the source of the 309 lb/MWhr value or where the document that contains this value can be obtained. Furthermore, there is no discussion anywhere else in the CEQA Analysis that supports reducing the $CO_2$ intensity factor, and as a result, this change in the default value cannot be verified.

Regardless, we believe this value was taken from the Greenhouse Gas Emission Factors: Guidance for PG&E Customers, which states that for the year 2019, the future emission factor may be 307 lbs $CO_2$/MWhr, which is close to the 309 lbs $CO_2$/MWhr value used in the CalEEMod model. [5] When reviewing this document, however, we found that it specifically states that "The information in this document is not to be used for mandatory GHG reporting, financial analysis, or regulatory compliance, and does not necessarily reflect the approaches taken by PG&E for its own regulatory compliance purposes."[6] Therefore, reducing the $CO_2$ intensity factor to reflect the emissions that may be generated from electricity consumption in 2019 after buildout of the proposed Project in the CalEEMod model is inconsistent with the recommendations of this document, and should not be used to estimate the significance of the Project's GHG emissions under CEQA.

Furthermore, the future emission factors provided within this document do not take into consideration the impact of the drought on hydroelectric power after 2010, and as a result, the actual $CO_2$ intensity factor for 2019 may be higher than what is provided. This is shown in the recently verified intensity factor for 2014 of 435 lbs $CO_2$/MWhr, which was higher than PG&E's previous estimated intensity factor of 412 lbs $CO_2$/MWhr.[7]

Additionally, the PG&E document states that "to estimate GHG emissions in a recent or future year for which an emission factor is not yet available, we recommend using an average of the five most recent coefficients available."[8] The PG&E Emissions Factor Summary estimates the five year average for $CO_2$ to be 457 lbs/MWh. Therefore, at the very least, an intensity factor of 457 lbs/MWh should have been applied to the Project, which is still much greater than the 309 lb/MWh intensity factor used within the CalEEMod model. As a result, the Project's GHG emissions are greatly underestimated.

Furthermore, the default values for the $CH_4$ Intensity factor and $N_2O$ Intensity factor were decreased from 0.029 lb/MWhr and 0.006 lb/MWhr, respectively, to 0.021 lb/MWhr for $CH_4$ and 0.004 lb/MWhr for $N_2O$. The justification for these changes in the User Entered Comments & Non-Default Data simply states, "CH4 and N2O from eGrid" (CEQA Analysis, pp. 224). This justification, however, provides no source for these values and these values are not discussed elsewhere in the CEQA Analysis. As a result,

---

[5] *Available at:* http://www.pge.com/includes/docs/pdfs/shared/environment/calculator/pge_ghg_emission_factor_info_sheet.pdf

[6] *Ibid.*, p. 1

[7] *Compare:* pgecurrents.com/, *with*: http://www.pge.com/includes/docs/pdfs/shared/environment/calculator/pge_ghg_emission_factor_info_sheet.pdf

[8] *Ibid.*, p. 2

these values cannot be verified and therefore should not be utilized. CalEEMod allows users to change default values, but these changes are required to be justified by substantial evidence.[9] Stating that the $CH_4$ and $N_2O$ values are from the eGrid does not provide substantial evidence that demonstrates that these values accurately reflect future intensity factors. As a result, the Project's GHG emissions are greatly underestimated.

### *EMFAC2014 Emission Factors Insufficiently Supported*

According to Appendix E of the CEQA Analysis, "GHG emissions from construction and operation of the residential and retail land uses were estimated using emission factors and methodologies from CalEEMod (version 2013.2.2) and EMFAC2014" (Appendix E, p. 4). This statement is further supported by Table AIR-1 of the CEQA Analysis, which also indicates that the Project's construction and operational emissions were estimated using CalEEMod and EMFAC2014 (see excerpt below) (p. 37).

**TABLE AIR-1**
**UNMITIGATED EMISSIONS FROM CONSTRUCTION (AVERAGE LBS PER DAY)[a]**

| Construction Year (phase) | ROG | $NO_x$ | CO | PM10 | PM2.5 |
|---|---|---|---|---|---|
| **Project** | | | | | |
| Average Daily Construction Emissions | 0.7 | 5.8 | 9.2 | 0.7 | 0.4 |
| City of Oakland Thresholds | 54 | 54 | - | 82 | 54 |
| Significant (Yes or No)? | No | No | - | No | No |

[a] Emissions are average daily pounds per day during the project's anticipated approximate 24-month construction period.
SOURCE: CalEEMod and EMFAC2014 (see Appendix A).

While the use of EMFAC2014 to estimate on-road mobile-source emissions may be adequate, the CEQA Analysis does not provide adequate sources or support documentation for the EMFAC2014 emission factors utilized in the models. The EMFAC2014 Emissions Database requires specific input parameters to provide accurate emission factors. These parameters include the region, calendar year, season, vehicle category, model year, speed, and fuel type.[10] Neither the CEQA Analysis, nor the associated appendices provide this information, which is critical to determining the correct emission rate. As a result, when we attempted to compare the EMFAC2014 emission rates utilized in the CalEEMod models with the EMFAC2014 Emissions Database in an effort to determine which emission factors were used, we were unable to do so. By failing to provide the input parameters used in the EMFAC2014 Emissions Database, the revised mobile-source emission rates utilized in the CalEEMod models are not verifiable and are therefore unreliable. As such, the omission of these sources makes the resulting air pollutant emission estimates unreliable.

[9] CalEEMod User Guide, p. 2, 9, *available at:* http://www.caleemod.com/
[10] http://www.arb.ca.gov/emfac/2014/

*Fails to Include Grading Equipment for Grading Phase*

According to the construction assumptions provided in Appendix E of the CEQA Analysis, it is estimated that approximately 1.38 acres of the Project site will be graded (see excerpt below) (CEQA Analysis, pp. 221).

**PM Emissions from Grading**

E = A * EF

| | Phase 4:2017 |
|---|---|
| PM10 E (lbs/day) | 0.15 |
| PM10 E (tons/year) | 0.00 |
| EF (lbs/acre) | 1.06 |
| Acre per day | 0.14 |
| Acres | 1.38 |

| | Phase 4:2017 |
|---|---|
| PM2.5 E (lbs/day) | 0.02 |
| PM2.5 E (tons/year) | 0.00 |
| EF (lbs/acre) | 0.11 |
| Acre per day | 0.14 |
| Acres | 1.38 |

Appendix E of the CEQA Analysis assumes that the following equipment will be used during the grading phase: two extendable forklifts, three generators, one excavator and one loader (CEQA Analysis, pp. 218). None of these seven pieces of off-road construction equipment, however, are actually capable of grading. According to Appendix A of the CalEEMod User's Guide, CalEEMod estimates the acres of grading for a project based on the equipment list and the number of days in the grading or site preparation phase according to the maximum number of acres a given piece of equipment can pass over in an 8-hour workday.[11] According to the table provided in the guide, only crawler tractors, graders, rubber tired dozers, and scrapers have grading capabilities (see excerpt below).[12]

| Equipment Type | Acres/8hr-day |
|---|---|
| Crawler Tractors | 0.5 |
| Graders | 0.5 |
| Rubber Tired Dozers | 0.5 |
| Scrapers | 1 |

Therefore, the equipment listed for the grading phase in the CEQA Analysis would not actually be able to undergo any grading activities. This presents a significant issue, as the CEQA Analysis explicitly states

[11] Appendix A Calculation Details for CalEEMod, p. 8-9, *available at*: http://www.aqmd.gov/docs/default-source/caleemod/caleemod-appendixa.pdf?sfvrsn=2

[12] *Ibid.*

that 1.38 acres will be graded during construction of the Project. As a result, the construction emissions from grading are underestimated.

As previously stated, the CEQA Analysis assumes that 1.38 acres will be graded during the 10-day grading phase, which means that approximately 0.138 acres will be graded per day (pp. 221). Assuming that a grader will grade 0.5 acres of land over an 8 hour day, or approximately 0.063 acres of land per hour, a grader would have to be in operation for approximately 2.24 hours per day to successfully grade 1.38 acres of land. Therefore, an updated construction CalEEMod model should be prepared that includes a grader in the equipment list for the grading phase of construction, operating for at least two hours per day.

### *Underestimate Paving Square Footage and Equipment*

According to the construction assumptions in Appendix E of the CEQA Analysis, it is estimated that only 10,000 square feet of paving will occur (see excerpt below) (CEQA Analysis, pp. 222).

**ROG emissions from Paving**

E = Ef x Aparking

| | Phase 40:2018 |
|---|---|
| VOC Emissions € (lbs/day) | 0.15 |
| VOC Emissions € (ton/year) | 0.00 |
| EF (lbs VOC/acre) | 2.62 |
| Square feet | 10000 |
| Acre | 0.2296 |

However, this assumption is entirely incorrect, and greatly underestimates the amount of paving that will actually occur over the course of construction. According to the operational CalEEMod output files, which provide the land use type and associated floor surface area of each land use, the proposed Project will include an enclosed parking structure with a surface area of 79,200 square feet (see excerpt below) (CEQA Analysis, pp. 224).

**1.1 Land Usage**

| Land Uses | Size | Metric | Lot Acreage | Floor Surface Area | Population |
|---|---|---|---|---|---|
| Enclosed Parking with Elevator | 198 | Space | 0.00 | 79,200.00 | 0 |
| Apartments Mid Rise | 262.00 | Dwelling Unit | 1.40 | 220,248.00 | 505 |
| Regional Shopping Center | 12.09 | 1000sqft | 0.28 | 12,090.00 | 0 |

The CalEEMod User's Guide describes paving as "...the laying of concrete or asphalt such as in parking lots or roads."[13] By this definition, construction of the proposed parking structure will require approximately 79,200 square feet of paving. Therefore, the assumption that only 10,000 square feet of paving will be required is incorrect, resulting in an underestimation of the Project's construction emissions.

[13] CalEEMod User Guide, pp. 30, *available at:* http://www.caleemod.com/

In addition to this underestimation of the paving square footage, the CEQA Analysis also fails to include the proper equipment needed to actually execute the proposed paving activities. Paving is assumed to occur during L1 Parking Build Out (Phase 27), Mezz Parking Build Out (Phase 29), and Site Improvements (Phase 40) (CEQA Analysis, pp. 217). According to the off-road equipment summary table, the only pieces of construction equipment that will be utilized during these phases are two extendable forklifts and three generators (CEQA Analysis, pp. 218). These pieces of equipment, alone, would not be able to execute the proposed paving activities, as they have no paving capabilities. As a result, the emissions estimates provided in the CEQA Analysis do not accurately reflect the emissions that would occur during the paving construction phase.

CalEEMod provides a default table of construction equipment based on project acreage and phase type (see excerpt below).

**Table 3.2 Equipment Lists Based on Project Acreage**

| PhaseType | EquipmentType | Number of Equipment | | | | | | | | | | | | | | | | | | | | | |
|---|---|---|---|---|---|---|---|---|---|---|---|---|---|---|---|---|---|---|---|---|---|---|---|
| | | ≥1 | ≥2 | ≥3 | ≥5 | ≥10 | ≥15 | ≥20 | ≥25 | ≥30 | ≥34 | ≥50 | ≥75 | ≥100 | ≥200 | ≥300 | ≥400 | ≥500 | ≥600 | ≥700 | ≥800 | ≥900 | ≥1000 | ≥10000 |
| Demolition | Excavators | | | | 3 | 3 | 3 | 3 | 3 | 3 | 3 | 3 | 3 | 3 | 3 | 3 | 3 | 3 | 3 | 3 | 3 | 3 | 3 | 3 |
| | Rubber Tired Dozers | 1 | 1 | 1 | 2 | 2 | 2 | 2 | 2 | 2 | 2 | 2 | 2 | 2 | 2 | 2 | 2 | 2 | 2 | 2 | 2 | 2 | 2 | 2 |
| | Concrete/Industrial Saws | 1 | 1 | 1 | 1 | 1 | 1 | 1 | 1 | 1 | 1 | 1 | 1 | 1 | 1 | 1 | 1 | 1 | 1 | 1 | 1 | 1 | 1 | 1 |
| | Tractors/Loaders/Backhoes | 2 | 3 | 3 | | | | | | | | | | | | | | | | | | | | |
| Site Preparation | Graders | 1 | 1 | 1 | | | | | | | | | | | | | | | | | | | | |
| | Tractors/Loaders/Backhoes | 1 | 1 | 1 | 4 | 4 | 4 | 4 | 4 | 4 | 4 | 4 | 4 | 4 | 4 | 4 | 4 | 4 | 4 | 4 | 4 | 4 | 4 | 4 |
| | Rubber Tired Dozers | | 1 | | 3 | 3 | 3 | 3 | 3 | 3 | 3 | 3 | 3 | 3 | 3 | 3 | 3 | 3 | 3 | 3 | 3 | 3 | 3 | 3 |
| | Scrapers | | | 1 | | | | | | | | | | | | | | | | | | | | |
| Grading | Rubber Tired Dozers | 1 | 1 | 1 | 1 | 1 | 1 | 1 | 1 | 1 | 1 | 1 | 1 | 1 | 1 | 1 | 1 | 1 | 1 | 1 | 1 | 1 | 1 | 1 |
| | Concrete/Industrial Saws | 1 | | | | | | | | | | | | | | | | | | | | | | |
| | Tractors/Loaders/Backhoes | 2 | 1 | 2 | 3 | 3 | 2 | 2 | 2 | 2 | 2 | 2 | 2 | 2 | 2 | 2 | 2 | 2 | 2 | 2 | 2 | 2 | 2 | 2 |
| | Graders | | 1 | 1 | 1 | 1 | 1 | 1 | 1 | 1 | 1 | 1 | 1 | 1 | 1 | 1 | 1 | 1 | 1 | 1 | 1 | 1 | 1 | 1 |
| | Excavators | | | | 1 | 1 | 2 | 2 | 2 | 2 | 2 | 2 | 2 | 2 | 2 | 2 | 2 | 2 | 2 | 2 | 2 | 2 | 2 | 2 |
| | Scrapers | | | | | | 2 | 2 | 2 | 2 | 2 | 2 | 2 | 2 | 2 | 2 | 2 | 2 | 2 | 2 | 2 | 2 | 2 | 2 |
| Building Construction | Cranes | 1 | 1 | 1 | 1 | 1 | 1 | 1 | 1 | 1 | 1 | 1 | 1 | 1 | 1 | 1 | 1 | 1 | 1 | 1 | 1 | 1 | 1 | 1 |
| | Forklifts | 2 | 1 | 2 | 3 | 3 | 3 | 3 | 3 | 3 | 3 | 3 | 3 | 3 | 3 | 3 | 3 | 3 | 3 | 3 | 3 | 3 | 3 | 3 |
| | Tractors/Loaders/Backhoes | 2 | 1 | 1 | 3 | 3 | 3 | 3 | 3 | 3 | 3 | 3 | 3 | 3 | 3 | 3 | 3 | 3 | 3 | 3 | 3 | 3 | 3 | 3 |
| | Welders | | 3 | 3 | 1 | 1 | 1 | 1 | 1 | 1 | 1 | 1 | 1 | 1 | 1 | 1 | 1 | 1 | 1 | 1 | 1 | 1 | 1 | 1 |
| | Generator Sets | | 1 | 1 | 1 | 1 | 1 | 1 | 1 | 1 | 1 | 1 | 1 | 1 | 1 | 1 | 1 | 1 | 1 | 1 | 1 | 1 | 1 | 1 |
| Architectural Coating | Air Compressors | 1 | 1 | 1 | 1 | 1 | 1 | 1 | 1 | 1 | 1 | 1 | 1 | 1 | 1 | 1 | 1 | 1 | 1 | 1 | 1 | 1 | 1 | 1 |
| Paving | Pavers | 1 | 1 | 1 | 1 | 2 | 2 | 2 | 2 | 2 | 2 | 2 | 2 | 2 | 2 | 2 | 2 | 2 | 2 | 2 | 2 | 2 | 2 | 2 |
| | Cement and Mortar Mixers | 4 | 1 | 1 | 2 | | | | | | | | | | | | | | | | | | | |
| | Rollers | 1 | 1 | 2 | 2 | 2 | 2 | 2 | 2 | 2 | 2 | 2 | 2 | 2 | 2 | 2 | 2 | 2 | 2 | 2 | 2 | 2 | 2 | 2 |
| | Tractors/Loaders/Backhoes | 1 | 1 | 1 | 1 | | | | | | | | | | | | | | | | | | | |
| | Paving Equipment | | 1 | 1 | 2 | 2 | 2 | 2 | 2 | 2 | 2 | 2 | 2 | 2 | 2 | 2 | 2 | 2 | 2 | 2 | 2 | 2 | 2 | 2 |

According to the table above, for a one acre project, it is estimated that one paver, four cement and mortar mixers, one roller, and one tractor/loader/backhoe will be required for paving.[14] This default information is based on "a survey of construction sites grouped by construction phase and lot acreage performed by SCAQMD which can be found in Appendix E. The default construction equipment list and phase length are most appropriate for the size and types surveyed..."[15] Therefore, because the equipment list provided in the CEQA Analysis fails to actually include any equipment with the ability to pave the proposed parking structure and other surfaces, the default CalEEMod equipment list should be utilized.

The assumptions used in the CEQA Analysis' construction CalEEMod model significantly underestimate the necessary equipment required for paving and as a result, the Project's construction emissions are

[14] Appendix E Technical Source Documentation, p.3-4 , *available at*: http://www.aqmd.gov/docs/default-source/caleemod/caleemod-appendixe.pdf?sfvrsn=2

[15] CalEEMod User Guide, p. 24, *available at:* http://www.caleemod.com/

underestimated. An updated model should be prepared that correctly estimates the construction equipment and emissions resulting from the paving phase of construction.

### *Failure to Include Appropriate Construction Equipment for Architectural Coating*

Based on the phase descriptions provided in the CEQA Analysis, the following phases will include architectural coating activities, such as applying paints and finishes to the interior and exterior of the final structures: Exterior Finishes (Phase 22), L2 Finishes (Phase 31), L3 Finishes (Phase 33), L4 Finishes (Phase 35), L5 Finishes (Phase 37), and L6 Finishes (Phase 39) (CEQA Analysis, pp. 217). According to the CEQA Analysis' off-road equipment summary table, all of these phases will only require two extendable forklifts and three generators, and the Exterior Finishes phase will require two additional extendable lifts (CEQA Analysis, pp. 218). None of these pieces of equipment, however, are capable of applying architectural coatings. As a result, the Project's architectural coating emissions are significantly underestimated.

As previously stated, CalEEMod provides a default table of construction equipment based on project acreage and phase type. According to this table, at the very least, an additional air compressor should have been included in the equipment list for the finishing phases. According to the CalEEMod User's Guide, "Default information is based on a survey of construction sites grouped by construction phase and lot acreage performed by SCAQMD which can be found in Appendix E. The default construction equipment list and phase length are most appropriate for the size and types surveyed..."[16] Therefore, because the equipment list assumed in the CEQA Analysis fails to actually include any equipment with the ability to apply coatings and finishes, an additional air compressor should be utilized. By failing to account for this additional piece of equipment, the Project's construction emissions are underestimated.

### *Failure to Include Drill Rig in Equipment Estimates*

The CEQA Analysis states that "a drilling rig would be required for shoring and caissons" (p. 26). However, the off-road equipment table does not include a drill rig in its construction equipment assumptions (see excerpt below) (CEQA Analysis, pp. 218).

[16] CalEEMod User Guide, p. 24, *available at:* http://www.caleemod.com/

Offroad Equipment

| ID | Year | Days | Equip | #/day | hrs/day | HP | LF | Tons per year | | | | | | Metric tons per year | | | |
|---|---|---|---|---|---|---|---|---|---|---|---|---|---|---|---|---|---|
| | | | | | | | | ROG | NOX | CO | PM10 | PM2.5 | SO2 | CO2 | CH4 | N2O | CO2e |
| All Phases | 2016 | 44 | Extendable Forklift | 2 | 4 | 200 | 0.20 | 0.0 | 0.1 | 0.0 | 0.0 | 0.0 | 0.0 | 7.1 | 0.0 | 0.0 | 7.3 |
| | | 44 | Generator | 3 | 6 | 100 | 0.74 | 0.0 | 0.3 | 0.2 | 0.0 | 0.0 | 0.0 | 33.3 | 0.0 | 0.0 | 33.6 |
| All Phases | 2017 | 260 | Extendable Forklift | 2 | 4 | 200 | 0.20 | 0.0 | 0.5 | 0.2 | 0.0 | 0.0 | 0.0 | 41.6 | 0.0 | 0.0 | 42.2 |
| | | 260 | Generator | 3 | 6 | 100 | 0.74 | 0.2 | 1.6 | 1.3 | 0.1 | 0.1 | 0.0 | 196.8 | 0.0 | 0.0 | 198.7 |
| All Phases | 2018 | 217 | Extendable Forklift | 2 | 4 | 200 | 0.20 | 0.0 | 0.4 | 0.1 | 0.0 | 0.0 | 0.0 | 34.1 | 0.0 | 0.0 | 34.7 |
| | | 217 | Generator | 3 | 6 | 100 | 0.74 | 0.1 | 1.2 | 1.1 | 0.1 | 0.1 | 0.0 | 164.3 | 0.0 | 0.0 | 165.8 |
| Phase 2 | 2016 | 19 | Excavator | 1 | 8 | 300 | 0.38 | 0.0 | 0.1 | 0.0 | 0.0 | 0.0 | 0.0 | 8.8 | 0.0 | 0.0 | 8.9 |
| Phase 2 | | 19 | Loader | 1 | 8 | 300 | 0.36 | 0.0 | 0.1 | 0.0 | 0.0 | 0.0 | 0.0 | 8.3 | 0.0 | 0.0 | 8.4 |
| Phase 3 | 2016 | 9 | Excavator | 1 | 8 | 300 | 0.38 | 0.0 | 0.0 | 0.0 | 0.0 | 0.0 | 0.0 | 4.0 | 0.0 | 0.0 | 4.0 |
| Phase 3 | | 9 | Loader | 1 | 8 | 300 | 0.36 | 0.0 | 0.0 | 0.0 | 0.0 | 0.0 | 0.0 | 3.7 | 0.0 | 0.0 | 3.8 |
| Phase 3 | 2017 | 1 | Excavator | 1 | 8 | 300 | 0.38 | 0.0 | 0.0 | 0.0 | 0.0 | 0.0 | 0.0 | 0.6 | 0.0 | 0.0 | 0.7 |
| Phase 3 | | 1 | Loader | 1 | 8 | 300 | 0.36 | 0.0 | 0.0 | 0.0 | 0.0 | 0.0 | 0.0 | 0.6 | 0.0 | 0.0 | 0.6 |
| Phase 4 | 2017 | 10 | Excavator | 1 | 8 | 300 | 0.38 | 0.0 | 0.0 | 0.0 | 0.0 | 0.0 | 0.0 | 4.5 | 0.0 | 0.0 | 4.6 |
| Phase 4 | | 10 | Loader | 1 | 8 | 300 | 0.36 | 0.0 | 0.0 | 0.0 | 0.0 | 0.0 | 0.0 | 4.3 | 0.0 | 0.0 | 4.4 |
| Phase 5 | 2017 | 20 | Excavator | 1 | 8 | 300 | 0.38 | 0.0 | 0.1 | 0.0 | 0.0 | 0.0 | 0.0 | 9.1 | 0.0 | 0.0 | 9.2 |
| Phase 5 | | 20 | Loader | 1 | 8 | 300 | 0.36 | 0.0 | 0.1 | 0.0 | 0.0 | 0.0 | 0.0 | 8.6 | 0.0 | 0.0 | 8.7 |
| Phase 21 | 2018 | 20 | Extendable Lift | 2 | 8 | 100 | 0.31 | 0.0 | 0.0 | 0.0 | 0.0 | 0.0 | 0.0 | 4.9 | 0.0 | 0.0 | 4.9 |
| Phase 22 | 2018 | 147 | Extendable Lift | 2 | 8 | 100 | 0.31 | 0.0 | 0.2 | 0.3 | 0.0 | 0.0 | 0.0 | 35.8 | 0.0 | 0.0 | 36.3 |
| Phase 24 | 2017 | 20 | Extendable Lift | 2 | 8 | 100 | 0.31 | 0.0 | 0.0 | 0.0 | 0.0 | 0.0 | 0.0 | 4.9 | 0.0 | 0.0 | 5.0 |

Note: Only those phases with equipment activity are shown.

Specifically, a drilling rig should have been included in the equipment list for the following phases: 1st Floor Deck Shoring (Phase 7), Mezz Floor Deck Shoring (Phase 10), and Podium Deck Shoring (Phase 13), By failing to include the drill rig in the construction assumptions, the emissions resulting from these assumptions are underestimated and are therefore unreliable.

### *Underestimate Number of Hauling Trucks for Demolition and Excavation*

The CEQA Analysis states that the Project will export approximately 1,300 cubic yards of demolition material and 6,500 cubic yards of excavated soil during construction (p. 26). However, the number of truck trips anticipated for each of these phases significantly underestimates the number of trips that will actually be required to transport this material offsite. As a result, the Project's construction emissions are significantly underestimated.

In order to determine how many hauling truck trips will be required, we assumed that each truck has a capacity of 20 tons, or 16 cubic yards of material per load, which is consistent with the truck capacities used in CalEEMod.[17] CalEEMod requires that building demolition be inputted as tons of debris or building square footage; therefore, we converted the demolition material volume of 1,300 cubic yards to a total tonnage. CalRecycle provides default volume-to-weight conversion factors based on material type. According to this table, "Construction Debris, Asphalt or Concrete: Loose" has a weight of approximately 2,400 pounds per cubic yard.[18] Using this conversion factor, the material produced during demolition activities would weigh approximately 1,560 tons, resulting in a total of 78 hauling trucks, or approximately 156 one-way truck trips.[19]

Similarly, approximately 6,500 cubic yards of material will be exported off-site during the mass excavation phase. Using a capacity of 16 cubic yards per truck, export of this material will require a total of 406 trucks, or approximately 813 one-way truck trips (see table below).

[17] *Ibid.*, p. 27.

[18] http://www.calrecycle.ca.gov/swfacilities/cdi/tools/Calculations.htm

[19] [1,300 cubic yards x (2,400 lbs/cubic yard)] / [2000 lbs/ton] = 1,560 tons

| Phase | Phase Name | Working Days | Material (CY) | Material (tons) | Hauling Truck Capacity | Material Exported Per Day | Trucks Per Day | Total # of Trucks |
|---|---|---|---|---|---|---|---|---|
| Abatement & Demolition | Phase 2 | 19 | 1,300 | 1,560 | 20 tons | 82 | 4 | 78 |
| Mass Excavation | Phase 3 | 10 | 6,500 | - | 16 cubic yards | 650 | 41 | 406 |

According to the CEQA Analysis, it is assumed that only 19 total truck trips will be required during the demolition phase and 80 total truck trips will be required during the excavation phase (pp. 220). When these hauling trips are compared to the hauling trips estimated in the table above, we find that the CEQA Analysis underestimates the number of hauling trips required during the demolition phase by 137 total trips, and underestimates the number of hauling trips required during the mass excavation phase by 733 total trips. This presents a significant issue, as hauling trucks emit substantial amounts of pollutant emissions when in operation. Therefore, by failing to include the correct amount of hauling truck trips in the model, the Project's construction emissions are significantly underestimated.

## Updated Analysis Indicates Increase in Pollutant Emissions

In an effort to accurately estimate the Project's emissions, we prepared an updated air model using CalEEMod. We used a $CO_2$ intensity factor of 457 lbs/MWh, which is consistent with guidance set forth by PG&E, and we relied upon the CalEEMod default values of 0.029 lb/MWhr and 0.006 lb/MWhr for the $CH_4$ Intensity factor and $N_2O$ Intensity factor, respectively. We updated the equipment list to include an additional grader during the grading phase, paving-specific equipment during the phases that require paving, an additional air compressor for the finishes and coating phases, and an additional drilling rig for the shoring phases. We also increased the number of hauling trips for the demolition phase to 156 trips and increased the number of hauling trips for the mass excavation phase to 813 trips in an effort to accurately estimate the number of trips that will be required for material export.

When correct, site-specific input parameters are used to model emissions, we find that the Project's construction emissions increase significantly compared to the CEQA Analysis' model. Specifically, we find that the Project's construction-related VOC emissions exceed the City of Oakland significance threshold of 54 pounds per day. Consistent with the CEQA Analysis, we averaged the Project's construction emissions over a 24-month period (see table below).

| Construction Emissions (lbs/day) | | | | | |
|---|---|---|---|---|---|
| | **VOC** | **$NO_x$** | **CO** | **$PM_{10}$** | **$PM_{2.5}$** |
| CEQA Analysis Model | 0.7 | 5.8 | 9.2 | 0.7 | 0.4 |
| **City of Oakland Thresholds** | **54** | **54** | **-** | **82** | **54** |
| *Exceed?* | *No* | *No* | *No* | *No* | *No* |
| SWAPE Model | 55 | 34 | 60 | 9 | 4 |
| **City of Oakland Thresholds** | **54** | **54** | **-** | **82** | **54** |
| *Exceed?* | ***Yes*** | *No* | *No* | *No* | *No* |

As demonstrated in the table above, when correct input parameters are used, construction-related VOC emissions of 55 lbs/day exceed the City of Oakland's average daily threshold of 54 lbs/day. Our analysis demonstrates that when correct, site-specific input values are used, the Project's construction emissions may present a significant air quality impact. As a result, an updated CEQA evaluation should be prepared that includes an updated model to adequately estimate the Project's emissions during construction, and should include additional mitigation in an effort to reduce the Project's emissions to less-than-significant levels.

Our updated CalEEMod model demonstrates that when Project activities are modeled correctly, construction-related VOC emissions would result in a significant impact. Even just short-term exposure to VOC emissions can cause eye and respiratory tract irritation, headaches, dizziness, visual disorders, fatigue, loss of coordination, allergic skin reactions, nausea, and memory impairment.[20] Longer-term exposure can cause damage to the liver, kidneys, and central nervous system.[21] These health problems can affect both on-site construction workers and the surrounding community. Therefore, additional mitigation measures must be identified and incorporated in a DEIR to reduce these emissions to a less than significant level. Numerous additional and feasible mitigation measures are available to reduce VOC emissions, including the following which are routinely identified in other CEQA matters as feasible mitigation measures:

### *Use of Zero-VOC Emissions Paint*

The CEQA Analysis only commits to using low VOC coatings beyond local requirements (pp. 97). The use of zero-VOC emission paint has been required for numerous projects that have undergone CEQA review. Zero-VOC emission VOC paints are commercially available. Other low-VOC standards should be incorporated into mitigation including use of "supercompliant" paints, which have a VOC standard of less than 10 g/L.[22]

### *Use of Material that do Not Require Paint*

Using materials that do not require painting is a common mitigation measure where VOC emissions are a concern. Interior and exterior surfaces, such as concrete, can be left unpainted.

### *Use of Spray Equipment with Greater Transfer Efficiencies*

Various coatings and adhesives are required to be applied by specified methods such as electrostatic spray, high-volume, low-pressure (HVLP) spray, roll coater, flow coater, dip coater, etc. in order to maximize the transfer efficiency. Transfer efficiency is typically defined as the ratio of the weight of coating solids adhering to an object to the total weight of coating solids used in the application process, expressed as a percentage. When it comes to spray applications, the rules typically require the use of either electrostatic spray equipment or HVLP spray equipment. The SCAQMD is now able to certify high-

[20] https://toxtown.nlm.nih.gov/text_version/chemicals.php?id=31.
[21] *Id.*
[22] http://www.aqmd.gov/home/programs/business/business-detail?title=super-compliant-coatings

volume low-pressure (HVLP) spray applicators and other application technologies at efficiency rates of 65 percent or greater.[23]

When combined together, these measures offer a feasible way to effectively reduce the Project's construction-related VOC emissions to a less than significant level. As such, these mitigation measures should be considered in a DEIR to reduce these emissions to a less than significant level.

## Diesel Particulate Matter Health Risk Emissions Inadequately Evaluated

The California Air Resources Board ("CARB") identifies diesel particulate matter ("DPM") as a toxic air contaminant (TAC) based on published evidence of a relationship between diesel exhaust exposure and lung cancer and other adverse health effects.[24] In 2012, the International Agency for Research on Cancer listed diesel engine exhaust as "carcinogenic to humans."[25] As with other air pollutants, DPM emissions during development construction can impact both on-site construction workers and the surrounding community such as residential sensitive receptors. The CEQA Analysis concludes that the health risk posed to nearby sensitive receptors from exposure to DPM emissions released during Project construction would be less than significant, yet fails to quantify the risk and compare it to applicable thresholds (p. 39). The CEQA Analysis attempts to justify the omission of an actual health risk assessment ("HRA"), stating, "Due to the variable nature of construction activity, the generation of TAC emissions in most cases would be temporary, especially considering the short amount of time such equipment is typically within an influential distance that would result in the exposure of sensitive receptors to substantial concentrations. Current models and methodologies for conducting health risk assessments are associated with longer-term exposure periods of 9,40, and 70 years, which do not correlate well with the temporary and highly variable nature of construction activities" (p. 39). Furthermore, the CEQA Analysis states that, "The LMSAP EIR determined that sensitive receptors in proximity to construction-related DPM emissions (generally within 200 meters) could be subject to increased cancer risk, chronic health problems, and acute health risk. However, all future development projects pursuant to the LMSAP would be subject to basic construction control measures through implementation of the City's SCA 19. SCA-AIR-1 requires implementation of construction-related best management practices to substantially reduce construction-related fugitive dust and DPM impacts to a less-than-significant level" (p. 39). This justification, however, is incorrect.

Although the CEQA Analysis states that the Project would require to include construction control measures through implementation of Standard Conditions of Approval (SCAs), the risk should still be quantified to determine which measures must be applied to reduce DPM emissions and if the measures will reduce emissions to levels that will not cause a significant impact. The CEQA Analysis openly states that the LMSAP EIR determined that sensitive receptors may be subject to an increased cancer risk due to construction activities, so therefore the risk should be quantified in order to determine if the control measures will reduce DPM emissions to adequate levels.

---

[23] http://www.aqmd.gov/home/permits/spray-equipment-transfer-efficiency
[24] http://www.arb.ca.gov/research/diesel/diesel-health.htm.
[25] *Id.*

Furthermore, the CEQA model assumes that because construction would occur over a short period of time, the health risk posed from construction activities would be negligible. This determination, however, is in contrast to the most recent guidance published by the Office of Environmental Health Hazard Assessment (OEHHA), the organization responsible for providing recommendations for health risk assessments in California. In February of 2015, OEHHA released its most recent *Risk Assessment Guidelines: Guidance Manual for Preparation of Health Risk Assessments*, which was formally adopted in March of 2015.[26] This guidance document describes the types of projects that warrant the preparation of a health risk assessment. Construction of the Project will produce emissions of DPM, a human carcinogen, through the exhaust stacks of construction equipment over a construction period of two years, from November 2016 to October 2018. The OEHHA document recommends that all short-term projects lasting at least two months be evaluated for cancer risks to nearby sensitive receptors.[27] This recommendation reflects the most recent health risk assessment policy, and as such, an assessment of health risks to nearby sensitive receptors from construction should be included in a revised CEQA evaluation for the Project. In an effort to demonstrate this, we prepared a simple screening-level health risk assessment. The results of our assessment, as described below, demonstrate that construction-related DPM emissions may result in a potentially significant health risk impact.

As of 2011, the EPA recommends AERSCREEN as the leading air dispersion model, due to improvements in simulating local meteorological conditions based on simple input parameters.[28] The model replaced SCREEN3, and AERSCREEN is included in OEHHA[29] and CAPCOA[30] guidance as the appropriate air dispersion model for Level 2 health risk screening assessments ("HRSAs"). A Level 2 HRSA utilizes a limited amount of site-specific information to generate maximum reasonable downwind concentrations of air contaminants to which nearby sensitive receptors may be exposed. If an unacceptable air quality hazard is determined to be possible using AERSCREEN, a more refined modeling approach is required prior to approval of the Project.

We prepared a preliminary health risk screening assessment of the Project's construction emissions using the annual estimates from our updated CalEEMod model, which is attached to this letter. The CalEEMod annual emissions indicate that construction activities will generate approximately 897.2 pounds of DPM over a 728 day construction period. The AERSCREEN model relies on a continuous average emissions rate to simulate maximum downwind concentrations from point, area, and volume emission sources. To account for the variability in construction equipment usage over the seven phases of Project construction, we calculated an average DPM emission rate by the following equation.

---

[26] "Risk Assessment Guidelines Guidance Manual for Preparation of Health Risk Assessments." OEHHA, February 2015, *available at:* http://oehha.ca.gov/air/hot_spots/hotspots2015.html

[27] "Risk Assessment Guidelines Guidance Manual for Preparation of Health Risk Assessments." OEHHA, February 2015, *available at:* http://oehha.ca.gov/air/hot_spots/2015/2015GuidanceManual.pdf, p. 8-18

[28] "AERSCREEN Released as the EPA Recommended Screening Model," USEPA, April 11, 2011, *available at:* http://www.epa.gov/ttn/scram/guidance/clarification/20110411_AERSCREEN_Release_Memo.pdf

[29] "Risk Assessment Guidelines Guidance Manual for Preparation of Health Risk Assessments." OEHHA, February 2015, *available at:* http://oehha.ca.gov/air/hot_spots/2015/2015GuidanceManual.pdf

[30] "Health Risk Assessments for Proposed Land Use Projects," CAPCOA, July 2009, *available at:* http://www.capcoa.org/wp-content/uploads/2012/03/CAPCOA_HRA_LU_Guidelines_8-6-09.pdf

$$Emission\ Rate\ \left(\frac{grams}{second}\right) = \frac{897.2\ lbs}{728\ days} \times \frac{453.6\ grams}{lb} \times \frac{1\ day}{24\ hours} \times \frac{1\ hour}{3{,}600\ seconds} \approx \mathbf{0.00647}\ ^{g}/_{s}$$

Construction activity was simulated as a 1.4 acre rectangular area source in AERSCREEN, with dimensions of 95 meters by 60 meters. A release height of three meters was selected to represent the height of exhaust stacks on construction equipment, and an initial vertical dimension of one and a half meters was used to simulate instantaneous plume dispersion upon release. An urban meteorological setting was selected with model-default inputs for wind speed and direction distribution.

The AERSCREEN model generated maximum reasonable estimates of single hour downwind DPM concentrations from the Project site. EPA guidance suggests that in screening procedures, the annualized average concentration of an air pollutant may be estimated by multiplying the single-hour concentration by 10%.[31] The maximum single-hour downwind concentration in the AERSCREEN output was approximately 9.825 µg/m$^3$ DPM 100 meters downwind, a distance that is most representative of the sensitive receptor location at 112 meters (370 feet). The annualized average concentration for the sensitive receptor was estimated to be 0.9825 µg/m$^3$.

We calculated the excess cancer risk for each sensitive receptor location, for adults, children, and/or infant receptors using applicable HRA methodologies prescribed by OEHHA. OEHHA recommends the use of Age Sensitivity Factors ("ASFs") to account for the heightened susceptibility of young children to the carcinogenic toxicity of air pollution.[32] According to the revised guidance, quantified cancer risk should be multiplied by a factor of ten during the first two years of life (infant), and by a factor of three for the subsequent fourteen years of life (child aged two until sixteen). Furthermore, in accordance with guidance set forth by the BAAQMD, we used 95$^{th}$ percentile breathing rates for infants and children and 80$^{th}$ percentile breathing rates for adults.[33] We used a cancer potency factor of 1.1 (mg/kg-day)$^{-1}$ and an averaging time of 25,550 days. The results of our calculations are shown below.

| Parameter | Description | Units | Adult | Child | Infant |
|---|---|---|---|---|---|
| $C_{air}$ | Concentration | µg/m$^3$ | 0.9825 | 0.9825 | 0.9825 |
| DBR | Daily breathing rate | L/kg-day | 233 | 572 | 1090 |
| EF | Exposure Frequency | days/year | 365 | 365 | 365 |
| ED | Exposure Duration | years | 14 | 14 | 2 |
| AT | Averaging Time | days | 25550 | 25550 | 25550 |
| | Inhaled Dose | (mg/kg-day) | 4.6E-05 | 1.1E-04 | 3.1E-05 |
| CPF | Cancer Potency Factor | 1/(mg/kg-day) | 1.1 | 1.1 | 1.1 |
| ASF | Age Sensitivity Factor | - | 1 | 3 | 10 |
| | **Cancer Risk** | | **5.04E-05** | **3.71E-04** | **3.37E-04** |

[31] http://www.epa.gov/ttn/scram/guidance/guide/EPA-454R-92-019_OCR.pdf

[32] "Risk Assessment Guidelines Guidance Manual for Preparation of Health Risk Assessments." OEHHA, February 2015, *available at:* http://oehha.ca.gov/air/hot_spots/2015/2015GuidanceManual.pdf

[33] "Air Toxics NSR Program Health Risk Screening Analysis (HRSA) Guidelines," BAAQMD, January 2010, *available at:* http://www.baaqmd.gov/~/media/Files/Engineering/Air%20Toxics%20Programs/hrsa_guidelines.ashx, p. 2-3

The excess cancer risk to adults, children, and infants during Project construction for the sensitive receptors located 100 meters away are 50.4, 371, and 337 in one million, respectively. Consistent with OEHHA guidance, exposure was assumed to begin in the infantile stage of life to provide the most conservative estimates of air quality hazards. The adult, child, and infantile exposure for the sensitive receptors all exceed the BAAQMD threshold of 10 in one million. As a result, a refined health risk assessment must be prepared and included in a DEIR to examine air quality impacts generated by Project construction using site-specific meteorology and specific equipment usage schedules.

Our health risk assessment, as described in the previous section, demonstrates that construction of the Project would, in fact, result in significant health risk impact. Therefore, additional mitigation measures should be identified and incorporated to reduce the Project's construction diesel exhaust emissions to a less-than-significant level. Additional mitigation measures can be found in the California Air Pollution Control Officers Association's ("CAPCOA") *Quantifying Greenhouse Gas Mitigation Measures,* which attempt to reduce Greenhouse Gas (GHG) levels, as well as reduce Criteria Air Pollutants such as particulate matter (PM).[34] Mitigation for particulate matter emissions should include consideration of the following measures in an effort to reduce construction emissions to a level that would result in a less-than-significant health risk impact.

### *Limit Construction Equipment Idling Beyond Regulation Requirements*

Heavy duty vehicles will idle during loading/unloading and during layovers or rest periods with the engine still on, which requires fuel use and results in emissions. The California Air Resources Board ("CARB") Heavy-Duty Vehicle Idling Emissions Reduction Program limits idling of diesel-fueled commercial motor vehicles to five minutes. Reduction in idling time beyond the five minutes required under the regulation would further reduce fuel consumption and thus emissions. The Project applicant must develop an enforceable mechanism that monitors the idling time to ensure compliance with this mitigation measure.

### *Require Implementation of Diesel Control Measures*

The Northeast Diesel Collaborative ("NEDC") is a regionally coordinated initiative to reduce diesel emissions, improve public health, and promote clean diesel technology. The NEDC recommends that contracts for all construction projects require the following diesel control measures: [35]

- All diesel onroad vehicles on site for more than 10 total days must have either (1) engines that meet EPA 2007 onroad emissions standards or (2) emission control technology verified by EPA[36] or the California Air Resources Board (CARB)[37] to reduce PM emissions by a minimum of 85 percent.
- All diesel generators on site for more than 10 total days must be equipped with emission control technology verified by EPA or CARB to reduce PM emissions by a minimum of 85 percent.

[34] http://www.capcoa.org/wp-content/uploads/2010/11/CAPCOA-Quantification-Report-9-14-Final.pdf
[35] Diesel Emission Controls in Construction Projects, *available at:* http://www2.epa.gov/sites/production/files/2015-09/documents/nedc-model-contract-sepcification.pdf
[36] For EPA's list of verified technology: http://www3.epa.gov/otaq/diesel/verification/verif-list.htm
[37] For CARB's list of verified technology: http://www.arb.ca.gov/diesel/verdev/vt/cvt.htm

- All diesel nonroad construction equipment on site for more than 10 total days must have either (1) engines meeting EPA Tier 4 nonroad emission standards or (2) emission control technology verified by EPA or CARB for use with nonroad engines to reduce PM emissions by a minimum of 85 percent for engines 50 horse power (hp) and greater and by a minimum of 20 percent for engines less than 50 hp.
- All diesel vehicles, construction equipment, and generators on site shall be fueled with ultra-low sulfur diesel fuel (ULSD) or a biodiesel blend[38] approved by the original engine manufacturer with sulfur content of 15 parts per million (ppm) or less.

*Repower or Replace Older Construction Equipment Engines*

The NEDC recognizes that availability of equipment that meets the EPA's newer standards is limited.[39] Due to this limitation, the NEDC proposes actions that can be taken to reduce emissions from existing equipment in the *Best Practices for Clean Diesel Construction* report.[40] These actions include but are not limited to:

- Repowering equipment (i.e. replacing older engines with newer, cleaner engines and leaving the body of the equipment intact).

  Engine repower may be a cost-effective emissions reduction strategy when a vehicle or machine has a long useful life and the cost of the engine does not approach the cost of the entire vehicle or machine. Examples of good potential replacement candidates include marine vessels, locomotives, and large construction machines.[41] Older diesel vehicles or machines can be repowered with newer diesel engines or in some cases with engines that operate on alternative fuels (see section "Use Alternative Fuels for Construction Equipment" for details). The original engine is taken out of service and a new engine with reduced emission characteristics is installed. Significant emission reductions can be achieved, depending on the newer engine and the vehicle or machine's ability to accept a more modern engine and emission control system. It should be noted, however, that newer engines or higher tier engines are not necessarily cleaner engines, so it is important that the Project Applicant check the actual emission standard level of the current (existing) and new engines to ensure the repower product is reducing emissions for PM10.[42]

- Replacement of older equipment with equipment meeting the latest emission standards.

  Engine replacement can include substituting a cleaner highway engine for a nonroad engine. Diesel equipment may also be replaced with other technologies or fuels. Examples include hybrid switcher locomotives, electric cranes, LNG, CNG, LPG or propane yard tractors, forklifts

---

[38] Biodiesel lends are only to be used in conjunction with the technologies which have been verified for use with biodiesel blends and are subject to the following requirements: http://www.arb.ca.gov/diesel/verdev/reg/biodieselcompliance.pdf

[39] http://northeastdiesel.org/pdf/BestPractices4CleanDieselConstructionAug2012.pdf

[40] http://northeastdiesel.org/pdf/BestPractices4CleanDieselConstructionAug2012.pdf

[41] http://www3.epa.gov/otaq/diesel/technologies/engines.htm

[42] Diesel Emissions Reduction Program (DERA): Technologies, Fleets and Projects Information, *available at:* http://www2.epa.gov/sites/production/files/2015-09/documents/420p11001.pdf

or loaders. Replacements using natural gas may require changes to fueling infrastructure.[43] Replacements often require some re-engineering work due to differences in size and configuration. Typically there are benefits in fuel efficiency, reliability, warranty, and maintenance costs.[44]

### *Install Retrofit Devices on Existing Construction Equipment*

PM emissions from alternatively-fueled construction equipment can be further reduced by installing retrofit devices on existing and/or new equipment. The most common retrofit technologies are retrofit devices for engine exhaust after-treatment. These devices are installed in the exhaust system to reduce emissions and should not impact engine or vehicle operation. [45] Below is a table, prepared by the EPA, that summarizes the commonly used retrofit technologies and the typical cost and emission reductions associated with each technology.[46] It should be noted that actual emissions reductions and costs will depend on specific manufacturers, technologies and applications.

| Technology | Typical Emissions Reductions (percent) | | | | Typical Costs ($) |
|---|---|---|---|---|---|
| | PM | NOx | HC | CO | |
| Diesel Oxidation Catalyst (DOC) | 20-40 | - | 40-70 | 40-60 | Material: $600-$4,000<br>Installation: 1-3 hours |
| Diesel Particulate Filter (DPF) | 85-95 | - | 85-95 | 50-90 | Material: $8,000-$50,000<br>Installation: 6-8 hours |
| Partial Diesel Particulate Filter (pDPF) | up to 60 | - | 40-75 | Oct-60 | Material: $4,000-$6,000<br>Installation: 6-8 hours |
| Selective Catalyst Reduction (SCR) | - | up to 75 | - | - | $10,000-$20,000; Urea $0.80/gal |
| Closed Crankcase Ventilation (CCV) | varies | - | - | - | - |
| Exhaust Gas Recirculation (EGR) | - | 25-40 | - | - | - |
| Lean NOx Catalyst (LNC) | - | May-40 | - | - | $6,500-$10,000 |

### *Use Electric and Hybrid Construction Equipment*

CAPCOA's *Quantifying Greenhouse Gas Mitigation Measures*[47] report also proposes the use of electric and/or hybrid construction equipment as a way to mitigate criteria pollutant emissions, such as particulate matter. When construction equipment is powered by grid electricity rather than fossil fuel, direct emissions from fuel combustion are replaced with indirect emissions associated with the electricity used to power the equipment. Furthermore, when construction equipment is powered by hybrid-electric drives, emissions from fuel combustion are also greatly reduced and criteria air pollutants

[43] http://www3.epa.gov/otaq/diesel/technologies/replacements.htm
[44] http://www3.epa.gov/otaq/diesel/technologies/engines.htm
[45] http://www3.epa.gov/otaq/diesel/technologies/index.htm
[46] http://www3.epa.gov/otaq/diesel/technologies/retrofits.htm
[47] http://www.capcoa.org/wp-content/uploads/2010/11/CAPCOA-Quantification-Report-9-14-Final.pdf

would be 100% reduced for equipment running on electricity. Electric construction equipment is available commercially from companies such as Peterson Pacific Corporation[48] and Komptech USA[49], which specialize in the mechanical processing equipment like grinders and shredders. Construction equipment powered by hybrid-electric drives is also commercially available from companies such as Caterpillar[50]. For example, Caterpillar reports that during an 8-hour shift, its D7E hybrid dozer burns 19.5 percent fewer gallons of fuel than a conventional dozer while achieving a 10.3 percent increase in productivity. The D7E model burns 6.2 gallons per hour compared to a conventional dozer which burns 7.7 gallons per hour.[51] Fuel usage and savings are dependent on the make and model of the construction equipment used. The Project Applicant should calculate project-specific savings and provide manufacturer specifications indicating fuel burned per hour.

### *Implement a Construction Vehicle Inventory Tracking System*

CAPCOA's *Quantifying Greenhouse Gas Mitigation Measures*[52] report recommends that the Project Applicant provide a detailed plan that discusses a construction vehicle inventory tracking system to ensure compliances with construction mitigation measures. The system should include strategies such as requiring engine run time meters on equipment, documenting the serial number, horsepower, manufacture age, fuel, etc. of all onsite equipment and daily logging of the operating hours of the equipment. Specifically, for each onroad construction vehicle, nonroad construction equipment, or generator, the contractor should submit to the developer's representative a report prior to bringing said equipment on site that includes: [53]

- Equipment type, equipment manufacturer, equipment serial number, engine manufacturer, engine model year, engine certification (Tier rating), horsepower, and engine serial number.
- The type of emission control technology installed, serial number, make, model, manufacturer, and EPA/CARB verification number/level.
- The Certification Statement[54] signed and printed on the contractor's letterhead.

Furthermore, the contractor should submit to the developer's representative a monthly report that, for each onroad construction vehicle, nonroad construction equipment, or generator onsite, includes: [55]

- Hour-meter readings on arrival on-site, the first and last day of every month, and on off-site date.

---

[48] Peterson Electric Grinders Brochure, *available at:* http://www.petersoncorp.com/wp-content/uploads/peterson_electric_grinders1.pdf

[49] https://www.komptech.com/about-komptech/green-efficiency.html

[50] http://www.cat.com/en_US/products/new/power-systems/electric-power-generation.html

[51] http://www.capcoa.org/wp-content/uploads/2010/11/CAPCOA-Quantification-Report-9-14-Final.pdf

[52] http://www.capcoa.org/wp-content/uploads/2010/11/CAPCOA-Quantification-Report-9-14-Final.pdf

[53] Diesel Emission Controls in Construction Projects, *available at:* http://www2.epa.gov/sites/production/files/2015-09/documents/nedc-model-contract-sepcification.pdf

[54] Diesel Emission Controls in Construction Projects, *available at:* http://www2.epa.gov/sites/production/files/2015-09/documents/nedc-model-contract-sepcification.pdf The NEDC Model Certification Statement can be found in Appendix A.

[55] Diesel Emission Controls in Construction Projects, *available at:* http://www2.epa.gov/sites/production/files/2015-09/documents/nedc-model-contract-sepcification.pdf

- Any problems with the equipment or emission controls.
- Certified copies of fuel deliveries for the time period that identify:
    - Source of supply
    - Quantity of fuel
    - Quality of fuel, including sulfur content (percent by weight).

In addition to those measures, we also recommend that the City require the Applicant to implement the following mitigation measures, called "Enhanced Exhaust Control Practices,"[56] that are recommended by the Sacramento Metropolitan Air Quality Management District ("SMAQMD"):

1. The project representative shall submit to the lead agency and District a comprehensive inventory of all off-road construction equipment, equal to or greater than 50 horsepower, that will be used an aggregate of 40 or more hours during any portion of the construction project.
    - The inventory shall include the horsepower rating, engine model year, and projected hours of use for each piece of equipment.
    - The project representative shall provide the anticipated construction timeline including start date, and name and phone number of the project manager and on-site foreman.
    - This information shall be submitted at least 4 business days prior to the use of subject heavy-duty off-road equipment.
    - The District's Equipment List Form can be used to submit this information.
    - The inventory shall be updated and submitted monthly throughout the duration of the project, except that an inventory shall not be required for any 30-day period in which no construction activity occurs.
2. The project representative shall provide a plan for approval by the lead agency and District demonstrating that the heavy-duty off-road vehicles (50 horsepower or more) to be used in the construction project, including owned, leased, and subcontractor vehicles, will achieve a project wide fleet-average 20% $NO_X$ reduction and 45% particulate reduction compared to the most recent CARB fleet average.
    - This plan shall be submitted in conjunction with the equipment inventory.
    - Acceptable options for reducing emissions may include use of late model engines, low-emission diesel products, alternative fuels, engine retrofit technology, after-treatment products, and/or other options as they become available.
    - The District's Construction Mitigation Calculator can be used to identify an equipment fleet that achieves this reduction.
3. The project representative shall ensure that emissions from all off-road diesel powered equipment used on the project site do not exceed 40% opacity for more than three minutes in any one hour.
    - Any equipment found to exceed 40 percent opacity (or Ringelmann 2.0) shall be repaired immediately. Non-compliant equipment will be documented and a summary provided to the lead agency and District monthly.

[56] http://www.airquality.org/ceqa/Ch3EnhancedExhaustControl_10-2013.pdf

- A visual survey of all in-operation equipment shall be made at least weekly.
- A monthly summary of the visual survey results shall be submitted throughout the duration of the project, except that the monthly summary shall not be required for any 30-day period in which no construction activity occurs. The monthly summary shall include the quantity and type of vehicles surveyed as well as the dates of each survey.

4. The District and/or other officials may conduct periodic site inspections to determine compliance. Nothing in this mitigation shall supersede other District, state or federal rules or regulations.

When combined together, these measures offer a cost-effective way to incorporate lower-emitting equipment into the Project's construction fleet, which subsequently, reduces particulate matter emissions released during Project construction.

Sincerely,

Matt Hagemann, P.G., C.Hg.

Jessie Jaeger

# 14th & Alice Project

**Alameda County, Annual**

## 1.0 Project Characteristics

### 1.1 Land Usage

| Land Uses | Size | Metric | Lot Acreage | Floor Surface Area | Population |
|---|---|---|---|---|---|
| Enclosed Parking with Elevator | 198.00 | Space | 0.00 | 79,200.00 | 0 |
| Apartments Mid Rise | 262.00 | Dwelling Unit | 1.40 | 220,248.00 | 509 |
| Regional Shopping Center | 12.09 | 1000sqft | 0.28 | 12,090.00 | 0 |

### 1.2 Other Project Characteristics

| | | | | | |
|---|---|---|---|---|---|
| **Urbanization** | Urban | **Wind Speed (m/s)** | 2.2 | **Precipitation Freq (Days)** | 63 |
| **Climate Zone** | 5 | | | **Operational Year** | 2019 |
| **Utility Company** | Pacific Gas & Electric Company | | | | |
| **CO2 Intensity (lb/MWhr)** | 457 | **CH4 Intensity (lb/MWhr)** | 0.029 | **N2O Intensity (lb/MWhr)** | 0.006 |

### 1.3 User Entered Comments & Non-Default Data

Project Characteristics - Reflects PG&E recommended 5 year average

Land Use - Reflects proposed land uses.

Trips and VMT - Reflects information provided in Appendix E of the CEQA Analysis. All trip numbers and trip lengths reflect one-way trips.

Architectural Coating -

| Table Name | Column Name | Default Value | New Value |
|---|---|---|---|
| tblAreaCoating | Area_EF_Nonresidential_Exterior | 150 | 0 |
| tblAreaMitigation | UseLowVOCPaintNonresidentialExteriorValue | 0 | 150 |
| tblConstructionPhase | NumDays | 10.00 | 95.00 |

| | | | |
|---|---|---|---|
| tblConstructionPhase | NumDays | 10.00 | 92.00 |
| tblConstructionPhase | NumDays | 10.00 | 93.00 |
| tblConstructionPhase | NumDays | 10.00 | 149.00 |
| tblConstructionPhase | NumDays | 10.00 | 93.00 |
| tblConstructionPhase | NumDays | 10.00 | 93.00 |
| tblConstructionPhase | NumDays | 200.00 | 21.00 |
| tblConstructionPhase | NumDays | 200.00 | 21.00 |
| tblConstructionPhase | NumDays | 200.00 | 21.00 |
| tblConstructionPhase | NumDays | 200.00 | 21.00 |
| tblConstructionPhase | NumDays | 200.00 | 21.00 |
| tblConstructionPhase | NumDays | 200.00 | 22.00 |
| tblConstructionPhase | NumDays | 200.00 | 32.00 |
| tblConstructionPhase | NumDays | 200.00 | 31.00 |
| tblConstructionPhase | NumDays | 200.00 | 6.00 |
| tblConstructionPhase | NumDays | 200.00 | 96.00 |
| tblConstructionPhase | NumDays | 200.00 | 521.00 |
| tblConstructionPhase | NumDays | 200.00 | 21.00 |
| tblConstructionPhase | NumDays | 200.00 | 96.00 |
| tblConstructionPhase | NumDays | 200.00 | 6.00 |
| tblConstructionPhase | NumDays | 200.00 | 31.00 |
| tblConstructionPhase | NumDays | 200.00 | 97.00 |
| tblConstructionPhase | NumDays | 200.00 | 6.00 |
| tblConstructionPhase | NumDays | 200.00 | 33.00 |
| tblConstructionPhase | NumDays | 200.00 | 97.00 |
| tblConstructionPhase | NumDays | 200.00 | 34.00 |
| tblConstructionPhase | NumDays | 200.00 | 95.00 |
| tblConstructionPhase | NumDays | 200.00 | 31.00 |
| tblConstructionPhase | NumDays | 200.00 | 92.00 |

| | | | |
|---|---|---|---|
| tblConstructionPhase | NumDays | 200.00 | 21.00 |
| tblConstructionPhase | NumDays | 200.00 | 22.00 |
| tblConstructionPhase | NumDays | 200.00 | 22.00 |
| tblConstructionPhase | NumDays | 200.00 | 8.00 |
| tblConstructionPhase | NumDays | 200.00 | 21.00 |
| tblConstructionPhase | NumDays | 200.00 | 21.00 |
| tblConstructionPhase | NumDays | 200.00 | 21.00 |
| tblConstructionPhase | NumDays | 20.00 | 22.00 |
| tblConstructionPhase | NumDays | 4.00 | 11.00 |
| tblConstructionPhase | NumDays | 10.00 | 58.00 |
| tblConstructionPhase | NumDays | 10.00 | 71.00 |
| tblConstructionPhase | NumDays | 10.00 | 93.00 |
| tblConstructionPhase | NumDays | 2.00 | 14.00 |
| tblConstructionPhase | PhaseEndDate | 8/1/2018 | 4/13/2018 |
| tblConstructionPhase | PhaseEndDate | 9/7/2018 | 5/25/2018 |
| tblConstructionPhase | PhaseEndDate | 10/22/2018 | 7/9/2018 |
| tblConstructionPhase | PhaseEndDate | 10/30/2018 | 10/19/2018 |
| tblConstructionPhase | PhaseEndDate | 2/27/2019 | 8/20/2018 |
| tblConstructionPhase | PhaseEndDate | 12/27/2018 | 10/1/2018 |
| tblConstructionPhase | PhaseEndDate | 4/24/2017 | 4/13/2017 |
| tblConstructionPhase | PhaseEndDate | 5/12/2017 | 5/3/2017 |
| tblConstructionPhase | PhaseEndDate | 6/1/2017 | 5/12/2017 |
| tblConstructionPhase | PhaseEndDate | 6/12/2017 | 6/1/2017 |
| tblConstructionPhase | PhaseEndDate | 6/30/2017 | 6/21/2017 |
| tblConstructionPhase | PhaseEndDate | 7/21/2017 | 7/12/2017 |
| tblConstructionPhase | PhaseEndDate | 8/25/2017 | 8/15/2017 |
| tblConstructionPhase | PhaseEndDate | 9/27/2017 | 9/26/2017 |
| tblConstructionPhase | PhaseEndDate | 10/4/2017 | 8/22/2017 |

| | | | |
|---|---|---|---|
| tblConstructionPhase | PhaseEndDate | 1/3/2018 | 12/26/2017 |
| tblConstructionPhase | PhaseEndDate | 11/19/2018 | 10/30/2018 |
| tblConstructionPhase | PhaseEndDate | 1/24/2018 | 10/2/2017 |
| tblConstructionPhase | PhaseEndDate | 2/13/2018 | 1/15/2018 |
| tblConstructionPhase | PhaseEndDate | 1/23/2018 | 9/11/2017 |
| tblConstructionPhase | PhaseEndDate | 1/15/2018 | 11/7/2017 |
| tblConstructionPhase | PhaseEndDate | 3/22/2018 | 2/7/2018 |
| tblConstructionPhase | PhaseEndDate | 2/15/2018 | 10/30/2017 |
| tblConstructionPhase | PhaseEndDate | 3/26/2018 | 12/21/2017 |
| tblConstructionPhase | PhaseEndDate | 5/7/2018 | 3/21/2018 |
| tblConstructionPhase | PhaseEndDate | 5/31/2018 | 2/6/2018 |
| tblConstructionPhase | PhaseEndDate | 6/19/2018 | 5/2/2018 |
| tblConstructionPhase | PhaseEndDate | 7/9/2018 | 3/20/2018 |
| tblConstructionPhase | PhaseEndDate | 7/26/2018 | 6/13/2018 |
| tblConstructionPhase | PhaseEndDate | 8/7/2018 | 4/4/2018 |
| tblConstructionPhase | PhaseEndDate | 11/20/2018 | 8/31/2018 |
| tblConstructionPhase | PhaseEndDate | 10/2/2018 | 10/10/2018 |
| tblConstructionPhase | PhaseEndDate | 10/22/2018 | 10/30/2018 |
| tblConstructionPhase | PhaseEndDate | 3/15/2017 | 2/23/2017 |
| tblConstructionPhase | PhaseEndDate | 3/24/2017 | 3/15/2017 |
| tblConstructionPhase | PhaseEndDate | 4/13/2017 | 3/24/2017 |
| tblConstructionPhase | PhaseEndDate | 11/29/2018 | 12/19/2016 |
| tblConstructionPhase | PhaseEndDate | 1/19/2017 | 1/16/2017 |
| tblConstructionPhase | PhaseEndDate | 11/30/2017 | 12/1/2017 |
| tblConstructionPhase | PhaseEndDate | 2/6/2018 | 2/7/2018 |
| tblConstructionPhase | PhaseEndDate | 2/7/2019 | 10/19/2018 |
| tblConstructionPhase | PhaseEndDate | 1/5/2017 | 1/4/2017 |
| tblConstructionPhase | PhaseStartDate | 3/22/2018 | 12/4/2017 |

| | | | |
|---|---|---|---|
| tblConstructionPhase | PhaseStartDate | 5/3/2018 | 1/18/2018 |
| tblConstructionPhase | PhaseStartDate | 6/14/2018 | 3/1/2018 |
| tblConstructionPhase | PhaseStartDate | 4/5/2018 | 3/27/2018 |
| tblConstructionPhase | PhaseStartDate | 10/20/2018 | 4/12/2018 |
| tblConstructionPhase | PhaseStartDate | 8/21/2018 | 5/24/2018 |
| tblConstructionPhase | PhaseStartDate | 3/25/2017 | 3/16/2017 |
| tblConstructionPhase | PhaseStartDate | 4/14/2017 | 4/5/2017 |
| tblConstructionPhase | PhaseStartDate | 5/4/2017 | 4/14/2017 |
| tblConstructionPhase | PhaseStartDate | 5/13/2017 | 5/4/2017 |
| tblConstructionPhase | PhaseStartDate | 6/2/2017 | 5/24/2017 |
| tblConstructionPhase | PhaseStartDate | 6/22/2017 | 6/13/2017 |
| tblConstructionPhase | PhaseStartDate | 7/13/2017 | 7/3/2017 |
| tblConstructionPhase | PhaseStartDate | 8/16/2017 | 8/15/2017 |
| tblConstructionPhase | PhaseStartDate | 9/27/2017 | 8/15/2017 |
| tblConstructionPhase | PhaseStartDate | 8/23/2017 | 8/15/2017 |
| tblConstructionPhase | PhaseStartDate | 11/19/2016 | 11/1/2016 |
| tblConstructionPhase | PhaseStartDate | 12/27/2017 | 9/4/2017 |
| tblConstructionPhase | PhaseStartDate | 10/3/2017 | 9/4/2017 |
| tblConstructionPhase | PhaseStartDate | 1/16/2018 | 9/4/2017 |
| tblConstructionPhase | PhaseStartDate | 12/2/2017 | 9/26/2017 |
| tblConstructionPhase | PhaseStartDate | 11/8/2017 | 9/26/2017 |
| tblConstructionPhase | PhaseStartDate | 2/8/2018 | 10/23/2017 |
| tblConstructionPhase | PhaseStartDate | 2/8/2018 | 11/7/2017 |
| tblConstructionPhase | PhaseStartDate | 12/22/2017 | 11/7/2017 |
| tblConstructionPhase | PhaseStartDate | 4/14/2018 | 12/21/2017 |
| tblConstructionPhase | PhaseStartDate | 2/7/2018 | 12/21/2017 |
| tblConstructionPhase | PhaseStartDate | 5/26/2018 | 2/6/2018 |
| tblConstructionPhase | PhaseStartDate | 3/21/2018 | 2/6/2018 |

| | | | |
|---|---|---|---|
| tblConstructionPhase | PhaseStartDate | 7/10/2018 | 3/7/2018 |
| tblConstructionPhase | PhaseStartDate | 10/20/2018 | 8/2/2018 |
| tblConstructionPhase | PhaseStartDate | 9/1/2018 | 9/11/2018 |
| tblConstructionPhase | PhaseStartDate | 10/11/2018 | 10/19/2018 |
| tblConstructionPhase | PhaseStartDate | 2/15/2017 | 1/26/2017 |
| tblConstructionPhase | PhaseStartDate | 2/24/2017 | 2/15/2017 |
| tblConstructionPhase | PhaseStartDate | 3/16/2017 | 2/24/2017 |
| tblConstructionPhase | PhaseStartDate | 10/31/2018 | 11/18/2016 |
| tblConstructionPhase | PhaseStartDate | 1/5/2017 | 1/2/2017 |
| tblConstructionPhase | PhaseStartDate | 9/12/2017 | 9/13/2017 |
| tblConstructionPhase | PhaseStartDate | 10/31/2017 | 11/1/2017 |
| tblConstructionPhase | PhaseStartDate | 10/2/2018 | 6/13/2018 |
| tblConstructionPhase | PhaseStartDate | 12/20/2016 | 12/19/2016 |
| tblEnergyUse | LightingElect | 741.44 | 0.00 |
| tblEnergyUse | LightingElect | 2.63 | 0.00 |
| tblEnergyUse | LightingElect | 5.51 | 0.00 |
| tblEnergyUse | NT24E | 2,561.86 | 0.00 |
| tblEnergyUse | NT24E | 0.19 | 0.00 |
| tblEnergyUse | NT24E | 3.36 | 0.00 |
| tblEnergyUse | NT24NG | 1,662.00 | 0.00 |
| tblEnergyUse | NT24NG | 0.70 | 0.00 |
| tblEnergyUse | T24E | 312.05 | 0.00 |
| tblEnergyUse | T24E | 3.92 | 0.00 |
| tblEnergyUse | T24E | 2.74 | 0.00 |
| tblEnergyUse | T24NG | 7,191.67 | 0.00 |
| tblEnergyUse | T24NG | 4.10 | 0.00 |
| tblFireplaces | NumberGas | 144.10 | 0.00 |
| tblFireplaces | NumberNoFireplace | 81.22 | 0.00 |

| | | | |
|---|---|---|---|
| tblFireplaces | NumberWood | 36.68 | 0.00 |
| tblGrading | AcresOfGrading | 1.38 | 1.40 |
| tblGrading | MaterialExported | 0.00 | 6,500.00 |
| tblLandUse | LandUseSquareFeet | 262,000.00 | 220,248.00 |
| tblLandUse | LotAcreage | 1.78 | 0.00 |
| tblLandUse | LotAcreage | 6.89 | 1.40 |
| tblLandUse | Population | 749.00 | 509.00 |
| tblOffRoadEquipment | HorsePower | 89.00 | 200.00 |
| tblOffRoadEquipment | HorsePower | 89.00 | 100.00 |
| tblOffRoadEquipment | HorsePower | 89.00 | 100.00 |
| tblOffRoadEquipment | HorsePower | 84.00 | 100.00 |
| tblOffRoadEquipment | HorsePower | 97.00 | 300.00 |
| tblOffRoadEquipment | HorsePower | 97.00 | 300.00 |
| tblOffRoadEquipment | HorsePower | 162.00 | 300.00 |
| tblOffRoadEquipment | HorsePower | 162.00 | 300.00 |
| tblOffRoadEquipment | HorsePower | 162.00 | 300.00 |
| tblOffRoadEquipment | HorsePower | 162.00 | 300.00 |
| tblOffRoadEquipment | HorsePower | 89.00 | 100.00 |
| tblOffRoadEquipment | HorsePower | 97.00 | 300.00 |
| tblOffRoadEquipment | HorsePower | 97.00 | 300.00 |
| tblOffRoadEquipment | LoadFactor | 0.20 | 0.31 |
| tblOffRoadEquipment | LoadFactor | 0.20 | 0.31 |
| tblOffRoadEquipment | LoadFactor | 0.37 | 0.36 |
| tblOffRoadEquipment | LoadFactor | 0.37 | 0.36 |
| tblOffRoadEquipment | LoadFactor | 0.20 | 0.31 |
| tblOffRoadEquipment | LoadFactor | 0.37 | 0.36 |
| tblOffRoadEquipment | LoadFactor | 0.37 | 0.36 |
| tblOffRoadEquipment | OffRoadEquipmentUnitAmount | 1.00 | 0.00 |

| | | | |
|---|---|---|---|
| tblOffRoadEquipment | OffRoadEquipmentUnitAmount | 1.00 | 0.00 |
| tblOffRoadEquipment | OffRoadEquipmentUnitAmount | 1.00 | 0.00 |
| tblOffRoadEquipment | OffRoadEquipmentUnitAmount | 1.00 | 0.00 |
| tblOffRoadEquipment | OffRoadEquipmentUnitAmount | 1.00 | 0.00 |
| tblOffRoadEquipment | OffRoadEquipmentUnitAmount | 1.00 | 0.00 |
| tblOffRoadEquipment | OffRoadEquipmentUnitAmount | 1.00 | 0.00 |
| tblOffRoadEquipment | OffRoadEquipmentUnitAmount | 1.00 | 0.00 |
| tblOffRoadEquipment | OffRoadEquipmentUnitAmount | 1.00 | 0.00 |
| tblOffRoadEquipment | OffRoadEquipmentUnitAmount | 1.00 | 0.00 |
| tblOffRoadEquipment | OffRoadEquipmentUnitAmount | 1.00 | 0.00 |
| tblOffRoadEquipment | OffRoadEquipmentUnitAmount | 1.00 | 0.00 |
| tblOffRoadEquipment | OffRoadEquipmentUnitAmount | 1.00 | 0.00 |
| tblOffRoadEquipment | OffRoadEquipmentUnitAmount | 1.00 | 0.00 |
| tblOffRoadEquipment | OffRoadEquipmentUnitAmount | 1.00 | 0.00 |
| tblOffRoadEquipment | OffRoadEquipmentUnitAmount | 1.00 | 0.00 |
| tblOffRoadEquipment | OffRoadEquipmentUnitAmount | 1.00 | 0.00 |
| tblOffRoadEquipment | OffRoadEquipmentUnitAmount | 1.00 | 0.00 |
| tblOffRoadEquipment | OffRoadEquipmentUnitAmount | 1.00 | 0.00 |
| tblOffRoadEquipment | OffRoadEquipmentUnitAmount | 1.00 | 0.00 |
| tblOffRoadEquipment | OffRoadEquipmentUnitAmount | 1.00 | 0.00 |
| tblOffRoadEquipment | OffRoadEquipmentUnitAmount | 1.00 | 0.00 |
| tblOffRoadEquipment | OffRoadEquipmentUnitAmount | 1.00 | 0.00 |
| tblOffRoadEquipment | OffRoadEquipmentUnitAmount | 1.00 | 0.00 |
| tblOffRoadEquipment | OffRoadEquipmentUnitAmount | 1.00 | 0.00 |
| tblOffRoadEquipment | OffRoadEquipmentUnitAmount | 1.00 | 0.00 |
| tblOffRoadEquipment | OffRoadEquipmentUnitAmount | 1.00 | 0.00 |
| tblOffRoadEquipment | OffRoadEquipmentUnitAmount | 1.00 | 0.00 |
| tblOffRoadEquipment | OffRoadEquipmentUnitAmount | 1.00 | 0.00 |
| tblOffRoadEquipment | OffRoadEquipmentUnitAmount | 1.00 | 0.00 |
| tblOffRoadEquipment | OffRoadEquipmentUnitAmount | 1.00 | 0.00 |

| | | | |
|---|---|---|---|
| tblOffRoadEquipment | OffRoadEquipmentUnitAmount | 1.00 | 0.00 |
| tblOffRoadEquipment | OffRoadEquipmentUnitAmount | 1.00 | 0.00 |
| tblOffRoadEquipment | OffRoadEquipmentUnitAmount | 1.00 | 0.00 |
| tblOffRoadEquipment | OffRoadEquipmentUnitAmount | 1.00 | 0.00 |
| tblOffRoadEquipment | OffRoadEquipmentUnitAmount | 1.00 | 0.00 |
| tblOffRoadEquipment | OffRoadEquipmentUnitAmount | 1.00 | 0.00 |
| tblOffRoadEquipment | OffRoadEquipmentUnitAmount | 1.00 | 0.00 |
| tblOffRoadEquipment | OffRoadEquipmentUnitAmount | 1.00 | 0.00 |
| tblOffRoadEquipment | OffRoadEquipmentUnitAmount | 1.00 | 0.00 |
| tblOffRoadEquipment | OffRoadEquipmentUnitAmount | 1.00 | 0.00 |
| tblOffRoadEquipment | OffRoadEquipmentUnitAmount | 1.00 | 0.00 |
| tblOffRoadEquipment | OffRoadEquipmentUnitAmount | 1.00 | 0.00 |
| tblOffRoadEquipment | OffRoadEquipmentUnitAmount | 1.00 | 2.00 |
| tblOffRoadEquipment | OffRoadEquipmentUnitAmount | 1.00 | 2.00 |
| tblOffRoadEquipment | OffRoadEquipmentUnitAmount | 1.00 | 0.00 |
| tblOffRoadEquipment | OffRoadEquipmentUnitAmount | 1.00 | 0.00 |
| tblOffRoadEquipment | OffRoadEquipmentUnitAmount | 1.00 | 0.00 |
| tblOffRoadEquipment | OffRoadEquipmentUnitAmount | 1.00 | 0.00 |
| tblOffRoadEquipment | OffRoadEquipmentUnitAmount | 1.00 | 0.00 |
| tblOffRoadEquipment | OffRoadEquipmentUnitAmount | 1.00 | 0.00 |
| tblOffRoadEquipment | OffRoadEquipmentUnitAmount | 1.00 | 0.00 |
| tblOffRoadEquipment | OffRoadEquipmentUnitAmount | 1.00 | 0.00 |
| tblOffRoadEquipment | OffRoadEquipmentUnitAmount | 1.00 | 0.00 |
| tblOffRoadEquipment | OffRoadEquipmentUnitAmount | 1.00 | 0.00 |
| tblOffRoadEquipment | OffRoadEquipmentUnitAmount | 1.00 | 0.00 |
| tblOffRoadEquipment | OffRoadEquipmentUnitAmount | 1.00 | 0.00 |
| tblOffRoadEquipment | OffRoadEquipmentUnitAmount | 1.00 | 0.00 |
| tblOffRoadEquipment | OffRoadEquipmentUnitAmount | 1.00 | 0.00 |
| tblOffRoadEquipment | OffRoadEquipmentUnitAmount | 1.00 | 2.00 |
| tblOffRoadEquipment | OffRoadEquipmentUnitAmount | 1.00 | 0.00 |

| | | | |
|---|---|---|---|
| tblOffRoadEquipment | OffRoadEquipmentUnitAmount | 1.00 | 0.00 |
| tblOffRoadEquipment | OffRoadEquipmentUnitAmount | 1.00 | 0.00 |
| tblOffRoadEquipment | OffRoadEquipmentUnitAmount | 1.00 | 0.00 |
| tblOffRoadEquipment | OffRoadEquipmentUnitAmount | 1.00 | 0.00 |
| tblOffRoadEquipment | OffRoadEquipmentUnitAmount | 1.00 | 0.00 |
| tblOffRoadEquipment | OffRoadEquipmentUnitAmount | 1.00 | 0.00 |
| tblOffRoadEquipment | OffRoadEquipmentUnitAmount | 1.00 | 0.00 |
| tblOffRoadEquipment | OffRoadEquipmentUnitAmount | 1.00 | 0.00 |
| tblOffRoadEquipment | OffRoadEquipmentUnitAmount | 1.00 | 0.00 |
| tblOffRoadEquipment | OffRoadEquipmentUnitAmount | 1.00 | 0.00 |
| tblOffRoadEquipment | OffRoadEquipmentUnitAmount | 1.00 | 0.00 |
| tblOffRoadEquipment | OffRoadEquipmentUnitAmount | 1.00 | 0.00 |
| tblOffRoadEquipment | OffRoadEquipmentUnitAmount | 1.00 | 0.00 |
| tblOffRoadEquipment | OffRoadEquipmentUnitAmount | 1.00 | 0.00 |
| tblOffRoadEquipment | OffRoadEquipmentUnitAmount | 1.00 | 0.00 |
| tblOffRoadEquipment | OffRoadEquipmentUnitAmount | 1.00 | 0.00 |
| tblOffRoadEquipment | OffRoadEquipmentUnitAmount | 1.00 | 0.00 |
| tblOffRoadEquipment | OffRoadEquipmentUnitAmount | 1.00 | 3.00 |
| tblOffRoadEquipment | OffRoadEquipmentUnitAmount | 1.00 | 0.00 |
| tblOffRoadEquipment | OffRoadEquipmentUnitAmount | 1.00 | 0.00 |
| tblOffRoadEquipment | OffRoadEquipmentUnitAmount | 1.00 | 0.00 |
| tblOffRoadEquipment | OffRoadEquipmentUnitAmount | 1.00 | 0.00 |
| tblOffRoadEquipment | OffRoadEquipmentUnitAmount | 1.00 | 0.00 |
| tblOffRoadEquipment | OffRoadEquipmentUnitAmount | 1.00 | 0.00 |
| tblOffRoadEquipment | OffRoadEquipmentUnitAmount | 1.00 | 0.00 |
| tblOffRoadEquipment | OffRoadEquipmentUnitAmount | 1.00 | 0.00 |
| tblOffRoadEquipment | OffRoadEquipmentUnitAmount | 1.00 | 0.00 |
| tblOffRoadEquipment | OffRoadEquipmentUnitAmount | 1.00 | 0.00 |

| | | | |
|---|---|---|---|
| tblOffRoadEquipment | OffRoadEquipmentUnitAmount | 1.00 | 0.00 |
| tblOffRoadEquipment | OffRoadEquipmentUnitAmount | 1.00 | 0.00 |
| tblOffRoadEquipment | OffRoadEquipmentUnitAmount | 1.00 | 0.00 |
| tblOffRoadEquipment | OffRoadEquipmentUnitAmount | 1.00 | 0.00 |
| tblOffRoadEquipment | OffRoadEquipmentUnitAmount | 1.00 | 0.00 |
| tblOffRoadEquipment | OffRoadEquipmentUnitAmount | 1.00 | 0.00 |
| tblOffRoadEquipment | OffRoadEquipmentUnitAmount | 1.00 | 0.00 |
| tblOffRoadEquipment | OffRoadEquipmentUnitAmount | 1.00 | 0.00 |
| tblOffRoadEquipment | OffRoadEquipmentUnitAmount | 1.00 | 0.00 |
| tblOffRoadEquipment | OffRoadEquipmentUnitAmount | 1.00 | 0.00 |
| tblOffRoadEquipment | OffRoadEquipmentUnitAmount | 1.00 | 0.00 |
| tblOffRoadEquipment | OffRoadEquipmentUnitAmount | 1.00 | 0.00 |
| tblOffRoadEquipment | OffRoadEquipmentUnitAmount | 1.00 | 0.00 |
| tblOffRoadEquipment | OffRoadEquipmentUnitAmount | 1.00 | 0.00 |
| tblOffRoadEquipment | OffRoadEquipmentUnitAmount | 1.00 | 0.00 |
| tblOffRoadEquipment | OffRoadEquipmentUnitAmount | 1.00 | 0.00 |
| tblOffRoadEquipment | OffRoadEquipmentUnitAmount | 1.00 | 0.00 |
| tblOffRoadEquipment | OffRoadEquipmentUnitAmount | 1.00 | 0.00 |
| tblOffRoadEquipment | OffRoadEquipmentUnitAmount | 1.00 | 0.00 |
| tblOffRoadEquipment | OffRoadEquipmentUnitAmount | 1.00 | 0.00 |
| tblOffRoadEquipment | OffRoadEquipmentUnitAmount | 1.00 | 0.00 |
| tblOffRoadEquipment | OffRoadEquipmentUnitAmount | 1.00 | 0.00 |
| tblOffRoadEquipment | OffRoadEquipmentUnitAmount | 1.00 | 0.00 |
| tblOffRoadEquipment | OffRoadEquipmentUnitAmount | 1.00 | 0.00 |
| tblOffRoadEquipment | OffRoadEquipmentUnitAmount | 1.00 | 0.00 |
| tblOffRoadEquipment | OffRoadEquipmentUnitAmount | 1.00 | 0.00 |
| tblOffRoadEquipment | OffRoadEquipmentUnitAmount | 1.00 | 0.00 |
| tblOffRoadEquipment | OffRoadEquipmentUnitAmount | 1.00 | 0.00 |
| tblOffRoadEquipment | OffRoadEquipmentUnitAmount | 1.00 | 0.00 |
| tblOffRoadEquipment | OffRoadEquipmentUnitAmount | 1.00 | 0.00 |
| tblOffRoadEquipment | OffRoadEquipmentUnitAmount | 1.00 | 0.00 |
| tblOffRoadEquipment | OffRoadEquipmentUnitAmount | 1.00 | 0.00 |

| | | | |
|---|---|---|---|
| tblOffRoadEquipment | OffRoadEquipmentUnitAmount | 1.00 | 0.00 |
| tblOffRoadEquipment | OffRoadEquipmentUnitAmount | 1.00 | 0.00 |
| tblOffRoadEquipment | OffRoadEquipmentUnitAmount | 1.00 | 0.00 |
| tblOffRoadEquipment | OffRoadEquipmentUnitAmount | 1.00 | 0.00 |
| tblOffRoadEquipment | OffRoadEquipmentUnitAmount | 1.00 | 0.00 |
| tblOffRoadEquipment | OffRoadEquipmentUnitAmount | 1.00 | 0.00 |
| tblOffRoadEquipment | OffRoadEquipmentUnitAmount | 1.00 | 0.00 |
| tblOffRoadEquipment | OffRoadEquipmentUnitAmount | 1.00 | 0.00 |
| tblOffRoadEquipment | OffRoadEquipmentUnitAmount | 1.00 | 0.00 |
| tblOffRoadEquipment | OffRoadEquipmentUnitAmount | 1.00 | 0.00 |
| tblOffRoadEquipment | OffRoadEquipmentUnitAmount | 1.00 | 0.00 |
| tblOffRoadEquipment | OffRoadEquipmentUnitAmount | 1.00 | 0.00 |
| tblOffRoadEquipment | OffRoadEquipmentUnitAmount | 1.00 | 0.00 |
| tblOffRoadEquipment | OffRoadEquipmentUnitAmount | 1.00 | 0.00 |
| tblOffRoadEquipment | OffRoadEquipmentUnitAmount | 3.00 | 1.00 |
| tblOffRoadEquipment | OffRoadEquipmentUnitAmount | 1.00 | 0.00 |
| tblOffRoadEquipment | OffRoadEquipmentUnitAmount | 3.00 | 0.00 |
| tblOffRoadEquipment | OffRoadEquipmentUnitAmount | 3.00 | 0.00 |
| tblOffRoadEquipment | OffRoadEquipmentUnitAmount | 3.00 | 0.00 |
| tblOffRoadEquipment | OffRoadEquipmentUnitAmount | 3.00 | 0.00 |
| tblOffRoadEquipment | OffRoadEquipmentUnitAmount | 3.00 | 0.00 |
| tblOffRoadEquipment | OffRoadEquipmentUnitAmount | 3.00 | 0.00 |
| tblOffRoadEquipment | OffRoadEquipmentUnitAmount | 3.00 | 0.00 |
| tblOffRoadEquipment | OffRoadEquipmentUnitAmount | 3.00 | 0.00 |
| tblOffRoadEquipment | OffRoadEquipmentUnitAmount | 3.00 | 0.00 |
| tblOffRoadEquipment | OffRoadEquipmentUnitAmount | 3.00 | 0.00 |
| tblOffRoadEquipment | OffRoadEquipmentUnitAmount | 3.00 | 0.00 |
| tblOffRoadEquipment | OffRoadEquipmentUnitAmount | 3.00 | 0.00 |

| | | | |
|---|---|---|---|
| tblOffRoadEquipment | OffRoadEquipmentUnitAmount | 3.00 | 0.00 |
| tblOffRoadEquipment | OffRoadEquipmentUnitAmount | 3.00 | 0.00 |
| tblOffRoadEquipment | OffRoadEquipmentUnitAmount | 3.00 | 0.00 |
| tblOffRoadEquipment | OffRoadEquipmentUnitAmount | 3.00 | 0.00 |
| tblOffRoadEquipment | OffRoadEquipmentUnitAmount | 3.00 | 0.00 |
| tblOffRoadEquipment | OffRoadEquipmentUnitAmount | 3.00 | 0.00 |
| tblOffRoadEquipment | OffRoadEquipmentUnitAmount | 3.00 | 0.00 |
| tblOffRoadEquipment | OffRoadEquipmentUnitAmount | 3.00 | 0.00 |
| tblOffRoadEquipment | OffRoadEquipmentUnitAmount | 3.00 | 0.00 |
| tblOffRoadEquipment | OffRoadEquipmentUnitAmount | 3.00 | 0.00 |
| tblOffRoadEquipment | OffRoadEquipmentUnitAmount | 3.00 | 0.00 |
| tblOffRoadEquipment | OffRoadEquipmentUnitAmount | 3.00 | 0.00 |
| tblOffRoadEquipment | OffRoadEquipmentUnitAmount | 3.00 | 0.00 |
| tblOffRoadEquipment | OffRoadEquipmentUnitAmount | 3.00 | 0.00 |
| tblOffRoadEquipment | OffRoadEquipmentUnitAmount | 3.00 | 0.00 |
| tblOffRoadEquipment | OffRoadEquipmentUnitAmount | 3.00 | 0.00 |
| tblOffRoadEquipment | OffRoadEquipmentUnitAmount | 3.00 | 0.00 |
| tblOffRoadEquipment | UsageHours | 6.00 | 4.00 |
| tblOffRoadEquipment | UsageHours | 6.00 | 8.00 |
| tblOffRoadEquipment | UsageHours | 6.00 | 8.00 |
| tblOffRoadEquipment | UsageHours | 8.00 | 6.00 |
| tblOffRoadEquipment | UsageHours | 6.00 | 2.00 |
| tblOffRoadEquipment | UsageHours | 7.00 | 8.00 |
| tblProjectCharacteristics | CO2IntensityFactor | 641.35 | 457 |
| tblProjectCharacteristics | OperationalYear | 2014 | 2019 |
| tblSolidWaste | SolidWasteGenerationRate | 120.52 | 0.00 |
| tblSolidWaste | SolidWasteGenerationRate | 12.69 | 0.00 |

| | | | |
|---|---|---|---|
| tblTripsAndVMT | HaulingTripNumber | 0.00 | 42.00 |
| tblTripsAndVMT | HaulingTripNumber | 0.00 | 42.00 |
| tblTripsAndVMT | HaulingTripNumber | 0.00 | 84.00 |
| tblTripsAndVMT | HaulingTripNumber | 0.00 | 42.00 |
| tblTripsAndVMT | HaulingTripNumber | 0.00 | 42.00 |
| tblTripsAndVMT | HaulingTripNumber | 0.00 | 88.00 |
| tblTripsAndVMT | HaulingTripNumber | 0.00 | 64.00 |
| tblTripsAndVMT | HaulingTripNumber | 0.00 | 62.00 |
| tblTripsAndVMT | HaulingTripNumber | 0.00 | 12.00 |
| tblTripsAndVMT | HaulingTripNumber | 0.00 | 192.00 |
| tblTripsAndVMT | HaulingTripNumber | 0.00 | 42.00 |
| tblTripsAndVMT | HaulingTripNumber | 0.00 | 192.00 |
| tblTripsAndVMT | HaulingTripNumber | 0.00 | 12.00 |
| tblTripsAndVMT | HaulingTripNumber | 0.00 | 116.00 |
| tblTripsAndVMT | HaulingTripNumber | 0.00 | 62.00 |
| tblTripsAndVMT | HaulingTripNumber | 0.00 | 194.00 |
| tblTripsAndVMT | HaulingTripNumber | 0.00 | 12.00 |
| tblTripsAndVMT | HaulingTripNumber | 0.00 | 142.00 |
| tblTripsAndVMT | HaulingTripNumber | 0.00 | 62.00 |
| tblTripsAndVMT | HaulingTripNumber | 0.00 | 194.00 |
| tblTripsAndVMT | HaulingTripNumber | 154.00 | 156.00 |
| tblTripsAndVMT | HaulingTripNumber | 0.00 | 190.00 |
| tblTripsAndVMT | HaulingTripNumber | 0.00 | 66.00 |
| tblTripsAndVMT | HaulingTripNumber | 0.00 | 190.00 |
| tblTripsAndVMT | HaulingTripNumber | 0.00 | 184.00 |
| tblTripsAndVMT | HaulingTripNumber | 0.00 | 62.00 |
| tblTripsAndVMT | HaulingTripNumber | 0.00 | 184.00 |
| tblTripsAndVMT | HaulingTripNumber | 0.00 | 186.00 |

| | | | |
|---|---|---|---|
| tblTripsAndVMT | HaulingTripNumber | 0.00 | 42.00 |
| tblTripsAndVMT | HaulingTripNumber | 0.00 | 298.00 |
| tblTripsAndVMT | HaulingTripNumber | 0.00 | 186.00 |
| tblTripsAndVMT | HaulingTripNumber | 0.00 | 812.00 |
| tblTripsAndVMT | HaulingTripNumber | 0.00 | 186.00 |
| tblTripsAndVMT | HaulingTripNumber | 0.00 | 186.00 |
| tblTripsAndVMT | HaulingTripNumber | 813.00 | 22.00 |
| tblTripsAndVMT | HaulingTripNumber | 0.00 | 42.00 |
| tblTripsAndVMT | HaulingTripNumber | 0.00 | 84.00 |
| tblTripsAndVMT | HaulingTripNumber | 0.00 | 42.00 |
| tblTripsAndVMT | HaulingTripNumber | 0.00 | 84.00 |
| tblTripsAndVMT | VendorTripNumber | 43.00 | 0.00 |
| tblTripsAndVMT | VendorTripNumber | 43.00 | 0.00 |
| tblTripsAndVMT | VendorTripNumber | 43.00 | 0.00 |
| tblTripsAndVMT | VendorTripNumber | 43.00 | 0.00 |
| tblTripsAndVMT | VendorTripNumber | 43.00 | 0.00 |
| tblTripsAndVMT | VendorTripNumber | 43.00 | 0.00 |
| tblTripsAndVMT | VendorTripNumber | 43.00 | 0.00 |
| tblTripsAndVMT | VendorTripNumber | 43.00 | 0.00 |
| tblTripsAndVMT | VendorTripNumber | 43.00 | 0.00 |
| tblTripsAndVMT | VendorTripNumber | 43.00 | 0.00 |
| tblTripsAndVMT | VendorTripNumber | 43.00 | 0.00 |
| tblTripsAndVMT | VendorTripNumber | 43.00 | 0.00 |
| tblTripsAndVMT | VendorTripNumber | 43.00 | 0.00 |
| tblTripsAndVMT | VendorTripNumber | 43.00 | 0.00 |
| tblTripsAndVMT | VendorTripNumber | 43.00 | 0.00 |
| tblTripsAndVMT | VendorTripNumber | 43.00 | 0.00 |

| | | | |
|---|---|---|---|
| tblTripsAndVMT | VendorTripNumber | 43.00 | 0.00 |
| tblTripsAndVMT | VendorTripNumber | 43.00 | 0.00 |
| tblTripsAndVMT | VendorTripNumber | 43.00 | 0.00 |
| tblTripsAndVMT | VendorTripNumber | 43.00 | 0.00 |
| tblTripsAndVMT | VendorTripNumber | 43.00 | 0.00 |
| tblTripsAndVMT | VendorTripNumber | 43.00 | 0.00 |
| tblTripsAndVMT | VendorTripNumber | 43.00 | 0.00 |
| tblTripsAndVMT | VendorTripNumber | 43.00 | 0.00 |
| tblTripsAndVMT | VendorTripNumber | 43.00 | 0.00 |
| tblTripsAndVMT | VendorTripNumber | 43.00 | 0.00 |
| tblTripsAndVMT | VendorTripNumber | 43.00 | 0.00 |
| tblTripsAndVMT | VendorTripNumber | 43.00 | 0.00 |
| tblTripsAndVMT | VendorTripNumber | 43.00 | 0.00 |
| tblTripsAndVMT | WorkerTripNumber | 226.00 | 160.00 |
| tblTripsAndVMT | WorkerTripNumber | 226.00 | 160.00 |
| tblTripsAndVMT | WorkerTripNumber | 226.00 | 160.00 |
| tblTripsAndVMT | WorkerTripNumber | 226.00 | 160.00 |
| tblTripsAndVMT | WorkerTripNumber | 226.00 | 160.00 |
| tblTripsAndVMT | WorkerTripNumber | 226.00 | 160.00 |
| tblTripsAndVMT | WorkerTripNumber | 226.00 | 240.00 |
| tblTripsAndVMT | WorkerTripNumber | 226.00 | 240.00 |
| tblTripsAndVMT | WorkerTripNumber | 226.00 | 160.00 |
| tblTripsAndVMT | WorkerTripNumber | 226.00 | 240.00 |
| tblTripsAndVMT | WorkerTripNumber | 226.00 | 0.00 |
| tblTripsAndVMT | WorkerTripNumber | 226.00 | 200.00 |
| tblTripsAndVMT | WorkerTripNumber | 226.00 | 240.00 |
| tblTripsAndVMT | WorkerTripNumber | 226.00 | 160.00 |
| tblTripsAndVMT | WorkerTripNumber | 13.00 | 240.00 |

| | | | |
|---|---|---|---|
| tblTripsAndVMT | WorkerTripNumber | 226.00 | 240.00 |
| tblTripsAndVMT | WorkerTripNumber | 226.00 | 240.00 |
| tblTripsAndVMT | WorkerTripNumber | 226.00 | 160.00 |
| tblTripsAndVMT | WorkerTripNumber | 13.00 | 240.00 |
| tblTripsAndVMT | WorkerTripNumber | 226.00 | 240.00 |
| tblTripsAndVMT | WorkerTripNumber | 226.00 | 240.00 |
| tblTripsAndVMT | WorkerTripNumber | 5.00 | 30.00 |
| tblTripsAndVMT | WorkerTripNumber | 45.00 | 240.00 |
| tblTripsAndVMT | WorkerTripNumber | 226.00 | 240.00 |
| tblTripsAndVMT | WorkerTripNumber | 226.00 | 240.00 |
| tblTripsAndVMT | WorkerTripNumber | 45.00 | 240.00 |
| tblTripsAndVMT | WorkerTripNumber | 226.00 | 240.00 |
| tblTripsAndVMT | WorkerTripNumber | 226.00 | 240.00 |
| tblTripsAndVMT | WorkerTripNumber | 45.00 | 240.00 |
| tblTripsAndVMT | WorkerTripNumber | 226.00 | 20.00 |
| tblTripsAndVMT | WorkerTripNumber | 45.00 | 200.00 |
| tblTripsAndVMT | WorkerTripNumber | 45.00 | 240.00 |
| tblTripsAndVMT | WorkerTripNumber | 5.00 | 20.00 |
| tblTripsAndVMT | WorkerTripNumber | 45.00 | 240.00 |
| tblTripsAndVMT | WorkerTripNumber | 13.00 | 20.00 |
| tblTripsAndVMT | WorkerTripNumber | 226.00 | 20.00 |
| tblTripsAndVMT | WorkerTripNumber | 226.00 | 20.00 |
| tblTripsAndVMT | WorkerTripNumber | 226.00 | 0.00 |
| tblTripsAndVMT | WorkerTripNumber | 8.00 | 20.00 |
| tblTripsAndVMT | WorkerTripNumber | 5.00 | 160.00 |
| tblTripsAndVMT | WorkerTripNumber | 226.00 | 160.00 |
| tblTripsAndVMT | WorkerTripNumber | 226.00 | 160.00 |
| tblTripsAndVMT | WorkerTripNumber | 226.00 | 160.00 |

| | | | |
|---|---|---|---|
| tblVehicleTrips | ST_TR | 7.16 | 0.00 |
| tblVehicleTrips | ST_TR | 49.97 | 0.00 |
| tblVehicleTrips | SU_TR | 6.07 | 0.00 |
| tblVehicleTrips | SU_TR | 25.24 | 0.00 |
| tblVehicleTrips | WD_TR | 6.59 | 0.00 |
| tblVehicleTrips | WD_TR | 42.94 | 0.00 |
| tblWater | IndoorWaterUseRate | 17,070,354.71 | 0.00 |
| tblWater | IndoorWaterUseRate | 895,536.78 | 0.00 |
| tblWater | OutdoorWaterUseRate | 10,761,745.36 | 0.00 |
| tblWater | OutdoorWaterUseRate | 548,877.38 | 0.00 |
| tblWoodstoves | NumberCatalytic | 1.31 | 0.00 |
| tblWoodstoves | NumberNoncatalytic | 1.31 | 0.00 |

## 2.0 Emissions Summary

## 2.1 Overall Construction

### Unmitigated Construction

| | ROG | NOx | CO | SO2 | Fugitive PM10 | Exhaust PM10 | PM10 Total | Fugitive PM2.5 | Exhaust PM2.5 | PM2.5 Total | Bio- CO2 | NBio- CO2 | Total CO2 | CH4 | N2O | CO2e |
|---|---|---|---|---|---|---|---|---|---|---|---|---|---|---|---|---|
| Year | tons/yr | | | | | | | | | | MT/yr | | | | | |
| 2016 | 0.0719 | 0.7090 | 0.4720 | 1.1100e-003 | 0.0284 | 0.0328 | 0.0612 | 5.6700e-003 | 0.0318 | 0.0374 | 0.0000 | 99.6234 | 99.6234 | 0.0143 | 0.0000 | 99.9229 |
| 2017 | 1.0835 | 3.8478 | 6.6397 | 0.0143 | 0.8125 | 0.1936 | 1.0061 | 0.2159 | 0.1867 | 0.4026 | 0.0000 | 1,120.5172 | 1,120.5172 | 0.1041 | 0.0000 | 1,122.7031 |
| 2018 | 12.4773 | 4.0387 | 7.8419 | 0.0175 | 1.0522 | 0.2222 | 1.2744 | 0.2800 | 0.2142 | 0.4942 | 0.0000 | 1,328.2619 | 1,328.2619 | 0.1098 | 0.0000 | 1,330.5680 |
| **Total** | **13.6328** | **8.5954** | **14.9537** | **0.0329** | **1.8931** | **0.4486** | **2.3417** | **0.5016** | **0.4326** | **0.9342** | **0.0000** | **2,548.4026** | **2,548.4026** | **0.2282** | **0.0000** | **2,553.1939** |

### Mitigated Construction

| | ROG | NOx | CO | SO2 | Fugitive PM10 | Exhaust PM10 | PM10 Total | Fugitive PM2.5 | Exhaust PM2.5 | PM2.5 Total | Bio- CO2 | NBio- CO2 | Total CO2 | CH4 | N2O | CO2e |
|---|---|---|---|---|---|---|---|---|---|---|---|---|---|---|---|---|
| Year | tons/yr | | | | | | | | | | MT/yr | | | | | |
| 2016 | 0.0719 | 0.7090 | 0.4720 | 1.1100e-003 | 0.0284 | 0.0328 | 0.0612 | 5.6700e-003 | 0.0318 | 0.0374 | 0.0000 | 99.6234 | 99.6234 | 0.0143 | 0.0000 | 99.9228 |
| 2017 | 1.0835 | 3.8478 | 6.6397 | 0.0143 | 0.8125 | 0.1936 | 1.0061 | 0.2159 | 0.1867 | 0.4026 | 0.0000 | 1,120.5168 | 1,120.5168 | 0.1041 | 0.0000 | 1,122.7027 |
| 2018 | 12.4773 | 4.0387 | 7.8419 | 0.0175 | 1.0522 | 0.2222 | 1.2744 | 0.2800 | 0.2142 | 0.4942 | 0.0000 | 1,328.2615 | 1,328.2615 | 0.1098 | 0.0000 | 1,330.5675 |
| **Total** | **13.6328** | **8.5954** | **14.9537** | **0.0329** | **1.8931** | **0.4486** | **2.3416** | **0.5016** | **0.4326** | **0.9342** | **0.0000** | **2,548.4016** | **2,548.4016** | **0.2282** | **0.0000** | **2,553.1929** |

| | ROG | NOx | CO | SO2 | Fugitive PM10 | Exhaust PM10 | PM10 Total | Fugitive PM2.5 | Exhaust PM2.5 | PM2.5 Total | Bio- CO2 | NBio-CO2 | Total CO2 | CH4 | N20 | CO2e |
|---|---|---|---|---|---|---|---|---|---|---|---|---|---|---|---|---|
| Percent Reduction | 0.00 | 0.00 | 0.00 | 0.00 | 0.00 | 0.00 | 0.00 | 0.00 | 0.00 | 0.00 | 0.00 | 0.00 | 0.00 | 0.00 | 0.00 | 0.00 |

## 2.2 Overall Operational

### Unmitigated Operational

| | ROG | NOx | CO | SO2 | Fugitive PM10 | Exhaust PM10 | PM10 Total | Fugitive PM2.5 | Exhaust PM2.5 | PM2.5 Total | Bio- CO2 | NBio- CO2 | Total CO2 | CH4 | N2O | CO2e |
|---|---|---|---|---|---|---|---|---|---|---|---|---|---|---|---|---|
| Category | tons/yr | | | | | | | | | | MT/yr | | | | | |
| Area | 1.4635 | 0.0227 | 1.9570 | 1.0000e-004 | | 0.0107 | 0.0107 | | 0.0107 | 0.0107 | 0.0000 | 3.1815 | 3.1815 | 3.1300e-003 | 0.0000 | 3.2472 |
| Energy | 0.0000 | 0.0000 | 0.0000 | 0.0000 | | 0.0000 | 0.0000 | | 0.0000 | 0.0000 | 0.0000 | 0.0000 | 0.0000 | 0.0000 | 0.0000 | 0.0000 |
| Mobile | 0.0000 | 0.0000 | 0.0000 | 0.0000 | 0.0000 | 0.0000 | 0.0000 | 0.0000 | 0.0000 | 0.0000 | 0.0000 | 0.0000 | 0.0000 | 0.0000 | 0.0000 | 0.0000 |
| Waste | | | | | | 0.0000 | 0.0000 | | 0.0000 | 0.0000 | 0.0000 | 0.0000 | 0.0000 | 0.0000 | 0.0000 | 0.0000 |
| Water | | | | | | 0.0000 | 0.0000 | | 0.0000 | 0.0000 | 0.0000 | 0.0000 | 0.0000 | 0.0000 | 0.0000 | 0.0000 |
| **Total** | **1.4635** | **0.0227** | **1.9570** | **1.0000e-004** | **0.0000** | **0.0107** | **0.0107** | **0.0000** | **0.0107** | **0.0107** | **0.0000** | **3.1815** | **3.1815** | **3.1300e-003** | **0.0000** | **3.2472** |

## 2.2 Overall Operational

### Mitigated Operational

| | ROG | NOx | CO | SO2 | Fugitive PM10 | Exhaust PM10 | PM10 Total | Fugitive PM2.5 | Exhaust PM2.5 | PM2.5 Total | Bio- CO2 | NBio- CO2 | Total CO2 | CH4 | N2O | CO2e |
|---|---|---|---|---|---|---|---|---|---|---|---|---|---|---|---|---|
| Category | tons/yr | | | | | | | | | | MT/yr | | | | | |
| Area | 1.4635 | 0.0227 | 1.9570 | 1.0000e-004 | | 0.0107 | 0.0107 | | 0.0107 | 0.0107 | 0.0000 | 3.1815 | 3.1815 | 3.1300e-003 | 0.0000 | 3.2472 |
| Energy | 0.0000 | 0.0000 | 0.0000 | 0.0000 | | 0.0000 | 0.0000 | | 0.0000 | 0.0000 | 0.0000 | 0.0000 | 0.0000 | 0.0000 | 0.0000 | 0.0000 |
| Mobile | 0.0000 | 0.0000 | 0.0000 | 0.0000 | 0.0000 | 0.0000 | 0.0000 | 0.0000 | 0.0000 | 0.0000 | 0.0000 | 0.0000 | 0.0000 | 0.0000 | 0.0000 | 0.0000 |
| Waste | | | | | | 0.0000 | 0.0000 | | 0.0000 | 0.0000 | 0.0000 | 0.0000 | 0.0000 | 0.0000 | 0.0000 | 0.0000 |
| Water | | | | | | 0.0000 | 0.0000 | | 0.0000 | 0.0000 | 0.0000 | 0.0000 | 0.0000 | 0.0000 | 0.0000 | 0.0000 |
| **Total** | **1.4635** | **0.0227** | **1.9570** | **1.0000e-004** | **0.0000** | **0.0107** | **0.0107** | **0.0000** | **0.0107** | **0.0107** | **0.0000** | **3.1815** | **3.1815** | **3.1300e-003** | **0.0000** | **3.2472** |

| | ROG | NOx | CO | SO2 | Fugitive PM10 | Exhaust PM10 | PM10 Total | Fugitive PM2.5 | Exhaust PM2.5 | PM2.5 Total | Bio- CO2 | NBio-CO2 | Total CO2 | CH4 | N20 | CO2e |
|---|---|---|---|---|---|---|---|---|---|---|---|---|---|---|---|---|
| **Percent Reduction** | **0.00** | **0.00** | **0.00** | **0.00** | **0.00** | **0.00** | **0.00** | **0.00** | **0.00** | **0.00** | **0.00** | **0.00** | **0.00** | **0.00** | **0.00** | **0.00** |

## 3.0 Construction Detail

### Construction Phase

| Phase Number | Phase Name | Phase Type | Start Date | End Date | Num Days Week | Num Days | Phase Description |
|---|---|---|---|---|---|---|---|
| 1 | Site Mobilization | Site Preparation | 11/1/2016 | 11/18/2016 | 5 | 14 | |
| 2 | All Phases - Equipment Only | Building Construction | 11/1/2016 | 10/30/2018 | 5 | 521 | |
| 3 | Abatement & Demo Phase | Demolition | 11/18/2016 | 12/19/2016 | 5 | 22 | |

| | | | | | | | |
|---|---|---|---|---|---|---|---|
| 4 | Mass Exc | Trenching | 12/19/2016 | 1/4/2017 | 5 | 13 | |
| 5 | Grade Site | Grading | 1/2/2017 | 1/16/2017 | 5 | 11 | |
| 6 | Sub-slab Utilities | Trenching | 1/17/2017 | 2/14/2017 | 5 | 21 | |
| 7 | F/R/P SOG | Building Construction | 1/26/2017 | 2/23/2017 | 5 | 21 | |
| 8 | 1st Floor Deck Shoring | Building Construction | 2/15/2017 | 3/15/2017 | 5 | 21 | |
| 9 | F/R/P 1st Floor Deck | Building Construction | 2/24/2017 | 3/24/2017 | 5 | 21 | |
| 10 | F/R/P 1st Floor Columns & Walls | Building Construction | 3/16/2017 | 4/13/2017 | 5 | 21 | |
| 11 | Mezz Floor Deck Shoring | Building Construction | 4/5/2017 | 5/3/2017 | 5 | 21 | |
| 12 | F/R/P Mezz Floor Deck | Building Construction | 4/14/2017 | 5/12/2017 | 5 | 21 | |
| 13 | F/R/P Mezz Floor Columns & Walls | Building Construction | 5/4/2017 | 6/1/2017 | 5 | 21 | |
| 14 | Podium Deck Shoring | Building Construction | 5/24/2017 | 6/21/2017 | 5 | 21 | |
| 15 | F/R/P Podium Deck | Building Construction | 6/13/2017 | 7/12/2017 | 5 | 22 | |
| 16 | 2nd Floor Framing | Building Construction | 7/3/2017 | 8/15/2017 | 5 | 32 | |
| 17 | 3rd Floor Framing | Building Construction | 8/15/2017 | 9/26/2017 | 5 | 31 | |
| 18 | L1 Retail Remove Re-shores | Building Construction | 8/15/2017 | 8/22/2017 | 5 | 6 | |
| 19 | L2 Rough In | Building Construction | 8/15/2017 | 12/26/2017 | 5 | 96 | |
| 20 | L1 Retail Storefronts | Building Construction | 9/4/2017 | 10/2/2017 | 5 | 21 | |
| 21 | L1 Retail Build out | Building Construction | 9/4/2017 | 1/15/2018 | 5 | 96 | |
| 22 | L1 Parking Remove Re-shores | Building Construction | 9/4/2017 | 9/11/2017 | 5 | 6 | |
| 23 | L1 Parking Build out | Paving | 9/13/2017 | 12/1/2017 | 5 | 58 | |
| 24 | 4th Floor Framing | Building Construction | 9/26/2017 | 11/7/2017 | 5 | 31 | |
| 25 | L3 Rough In | Building Construction | 9/26/2017 | 2/7/2018 | 5 | 97 | |
| 26 | Mezz Parking Remove Re-shores | Building Construction | 10/23/2017 | 10/30/2017 | 5 | 6 | |
| 27 | Mezz Parking Build out | Paving | 11/1/2017 | 2/7/2018 | 5 | 71 | |
| 28 | 5th Floor Framing | Building Construction | 11/7/2017 | 12/21/2017 | 5 | 33 | |
| 29 | L4 Rough In | Building Construction | 11/7/2017 | 3/21/2018 | 5 | 97 | |
| 30 | L2 Finishes | Architectural Coating | 12/4/2017 | 4/13/2018 | 5 | 95 | |
| 31 | 6th Floor Framing | Building Construction | 12/21/2017 | 2/6/2018 | 5 | 34 | |

| | | | | | | | |
|---|---|---|---|---|---|---|---|
| 32 | L5 Rough In | Building Construction | 12/21/2017 | 5/2/2018 | 5 | 95 | |
| 33 | L3 Finishes | Architectural Coating | 1/18/2018 | 5/25/2018 | 5 | 92 | |
| 34 | Roof Framing | Building Construction | 2/6/2018 | 3/20/2018 | 5 | 31 | |
| 35 | L6 Rough In | Building Construction | 2/6/2018 | 6/13/2018 | 5 | 92 | |
| 36 | L4 Finishes | Architectural Coating | 3/1/2018 | 7/9/2018 | 5 | 93 | |
| 37 | Roofing | Building Construction | 3/7/2018 | 4/4/2018 | 5 | 21 | |
| 38 | Exterior Finishes | Architectural Coating | 3/27/2018 | 10/19/2018 | 5 | 149 | |
| 39 | L5 Finishes | Architectural Coating | 4/12/2018 | 8/20/2018 | 5 | 93 | |
| 40 | L6 Finishes | Architectural Coating | 5/24/2018 | 10/1/2018 | 5 | 93 | |
| 41 | Site Improvements | Paving | 6/13/2018 | 10/19/2018 | 5 | 93 | |
| 42 | Commissioning Phase | Building Construction | 8/2/2018 | 8/31/2018 | 5 | 22 | |
| 43 | Testing Phase | Building Construction | 9/11/2018 | 10/10/2018 | 5 | 22 | |
| 44 | Final Inspection | Building Construction | 10/19/2018 | 10/30/2018 | 5 | 8 | |

**Acres of Grading (Site Preparation Phase): 0**

**Acres of Grading (Grading Phase): 0**

**Acres of Paving: 0**

**Residential Indoor: 446,002; Residential Outdoor: 148,667; Non-Residential Indoor: 136,935; Non-Residential Outdoor: 45,645 (Architectural Coating – sqft)**

**OffRoad Equipment**

| Phase Name | Offroad Equipment Type | Amount | Usage Hours | Horse Power | Load Factor |
|---|---|---|---|---|---|
| Site Mobilization | Graders | 0 | 8.00 | 174 | 0.41 |
| Site Mobilization | Rubber Tired Dozers | 0 | 7.00 | 255 | 0.40 |
| Site Mobilization | Tractors/Loaders/Backhoes | 0 | 8.00 | 97 | 0.37 |
| All Phases - Equipment Only | Cranes | 0 | 6.00 | 226 | 0.29 |
| All Phases - Equipment Only | Forklifts | 2 | 4.00 | 200 | 0.20 |
| All Phases - Equipment Only | Generator Sets | 3 | 6.00 | 100 | 0.74 |

| | | | | | |
|---|---|---|---|---|---|
| All Phases - Equipment Only | Tractors/Loaders/Backhoes | 0 | 6.00 | 97 | 0.37 |
| All Phases - Equipment Only | Welders | 0 | 8.00 | 46 | 0.45 |
| Abatement & Demo Phase | Concrete/Industrial Saws | 0 | 8.00 | 81 | 0.73 |
| Abatement & Demo Phase | Excavators | 1 | 8.00 | 300 | 0.38 |
| Abatement & Demo Phase | Rubber Tired Dozers | 0 | 8.00 | 255 | 0.40 |
| Abatement & Demo Phase | Tractors/Loaders/Backhoes | 1 | 8.00 | 300 | 0.36 |
| Mass Exc | Excavators | 1 | 8.00 | 300 | 0.38 |
| Mass Exc | Tractors/Loaders/Backhoes | 1 | 8.00 | 300 | 0.36 |
| Grade Site | Excavators | 1 | 8.00 | 300 | 0.38 |
| Grade Site | Graders | 1 | 2.00 | 174 | 0.41 |
| Grade Site | Rubber Tired Dozers | 0 | 6.00 | 255 | 0.40 |
| Grade Site | Tractors/Loaders/Backhoes | 1 | 8.00 | 300 | 0.36 |
| Sub-slab Utilities | Excavators | 1 | 8.00 | 300 | 0.38 |
| Sub-slab Utilities | Tractors/Loaders/Backhoes | 1 | 8.00 | 300 | 0.36 |
| F/R/P SOG | Cranes | 0 | 6.00 | 226 | 0.29 |
| F/R/P SOG | Forklifts | 0 | 6.00 | 89 | 0.20 |
| F/R/P SOG | Generator Sets | 0 | 8.00 | 84 | 0.74 |
| F/R/P SOG | Tractors/Loaders/Backhoes | 0 | 6.00 | 97 | 0.37 |
| F/R/P SOG | Welders | 0 | 8.00 | 46 | 0.45 |
| 1st Floor Deck Shoring | Bore/Drill Rigs | 1 | 8.00 | 205 | 0.50 |
| 1st Floor Deck Shoring | Cranes | 0 | 6.00 | 226 | 0.29 |
| 1st Floor Deck Shoring | Forklifts | 0 | 6.00 | 89 | 0.20 |
| 1st Floor Deck Shoring | Generator Sets | 0 | 8.00 | 84 | 0.74 |
| 1st Floor Deck Shoring | Tractors/Loaders/Backhoes | 0 | 6.00 | 97 | 0.37 |
| 1st Floor Deck Shoring | Welders | 0 | 8.00 | 46 | 0.45 |
| F/R/P 1st Floor Deck | Cranes | 0 | 6.00 | 226 | 0.29 |
| F/R/P 1st Floor Deck | Forklifts | 0 | 6.00 | 89 | 0.20 |
| F/R/P 1st Floor Deck | Generator Sets | 0 | 8.00 | 84 | 0.74 |

| | | | | | |
|---|---|---|---|---|---|
| F/R/P 1st Floor Deck | Tractors/Loaders/Backhoes | 0 | 6.00 | 97 | 0.37 |
| F/R/P 1st Floor Deck | Welders | 0 | 8.00 | 46 | 0.45 |
| F/R/P 1st Floor Columns & Walls | Cranes | 0 | 6.00 | 226 | 0.29 |
| F/R/P 1st Floor Columns & Walls | Forklifts | 0 | 6.00 | 89 | 0.20 |
| F/R/P 1st Floor Columns & Walls | Generator Sets | 0 | 8.00 | 84 | 0.74 |
| F/R/P 1st Floor Columns & Walls | Tractors/Loaders/Backhoes | 0 | 6.00 | 97 | 0.37 |
| F/R/P 1st Floor Columns & Walls | Welders | 0 | 8.00 | 46 | 0.45 |
| Mezz Floor Deck Shoring | Bore/Drill Rigs | 1 | 8.00 | 205 | 0.50 |
| Mezz Floor Deck Shoring | Cranes | 0 | 6.00 | 226 | 0.29 |
| Mezz Floor Deck Shoring | Forklifts | 0 | 6.00 | 89 | 0.20 |
| Mezz Floor Deck Shoring | Generator Sets | 0 | 8.00 | 84 | 0.74 |
| Mezz Floor Deck Shoring | Tractors/Loaders/Backhoes | 0 | 6.00 | 97 | 0.37 |
| Mezz Floor Deck Shoring | Welders | 0 | 8.00 | 46 | 0.45 |
| F/R/P Mezz Floor Deck | Cranes | 0 | 6.00 | 226 | 0.29 |
| F/R/P Mezz Floor Deck | Forklifts | 0 | 6.00 | 89 | 0.20 |
| F/R/P Mezz Floor Deck | Generator Sets | 0 | 8.00 | 84 | 0.74 |
| F/R/P Mezz Floor Deck | Tractors/Loaders/Backhoes | 0 | 6.00 | 97 | 0.37 |
| F/R/P Mezz Floor Deck | Welders | 0 | 8.00 | 46 | 0.45 |
| F/R/P Mezz Floor Columns & Walls | Cranes | 0 | 6.00 | 226 | 0.29 |
| F/R/P Mezz Floor Columns & Walls | Forklifts | 0 | 6.00 | 89 | 0.20 |
| F/R/P Mezz Floor Columns & Walls | Generator Sets | 0 | 8.00 | 84 | 0.74 |
| F/R/P Mezz Floor Columns & Walls | Tractors/Loaders/Backhoes | 0 | 6.00 | 97 | 0.37 |
| F/R/P Mezz Floor Columns & Walls | Welders | 0 | 8.00 | 46 | 0.45 |
| Podium Deck Shoring | Bore/Drill Rigs | 1 | 8.00 | 205 | 0.50 |
| Podium Deck Shoring | Cranes | 0 | 6.00 | 226 | 0.29 |
| Podium Deck Shoring | Forklifts | 0 | 6.00 | 89 | 0.20 |
| Podium Deck Shoring | Generator Sets | 0 | 8.00 | 84 | 0.74 |
| Podium Deck Shoring | Tractors/Loaders/Backhoes | 0 | 6.00 | 97 | 0.37 |

| | | | | | |
|---|---|---|---|---|---|
| Podium Deck Shoring | Welders | 0 | 8.00 | 46 | 0.45 |
| F/R/P Podium Deck | Cranes | 0 | 6.00 | 226 | 0.29 |
| F/R/P Podium Deck | Forklifts | 0 | 6.00 | 89 | 0.20 |
| F/R/P Podium Deck | Generator Sets | 0 | 8.00 | 84 | 0.74 |
| F/R/P Podium Deck | Tractors/Loaders/Backhoes | 0 | 6.00 | 97 | 0.37 |
| F/R/P Podium Deck | Welders | 0 | 8.00 | 46 | 0.45 |
| 2nd Floor Framing | Cranes | 0 | 6.00 | 226 | 0.29 |
| 2nd Floor Framing | Forklifts | 0 | 6.00 | 89 | 0.20 |
| 2nd Floor Framing | Generator Sets | 0 | 8.00 | 84 | 0.74 |
| 2nd Floor Framing | Tractors/Loaders/Backhoes | 0 | 6.00 | 97 | 0.37 |
| 2nd Floor Framing | Welders | 0 | 8.00 | 46 | 0.45 |
| 3rd Floor Framing | Cranes | 0 | 6.00 | 226 | 0.29 |
| 3rd Floor Framing | Forklifts | 0 | 6.00 | 89 | 0.20 |
| 3rd Floor Framing | Generator Sets | 0 | 8.00 | 84 | 0.74 |
| 3rd Floor Framing | Tractors/Loaders/Backhoes | 0 | 6.00 | 97 | 0.37 |
| 3rd Floor Framing | Welders | 0 | 8.00 | 46 | 0.45 |
| L1 Retail Remove Re-shores | Cranes | 0 | 6.00 | 226 | 0.29 |
| L1 Retail Remove Re-shores | Forklifts | 0 | 6.00 | 89 | 0.20 |
| L1 Retail Remove Re-shores | Generator Sets | 0 | 8.00 | 84 | 0.74 |
| L1 Retail Remove Re-shores | Tractors/Loaders/Backhoes | 0 | 6.00 | 97 | 0.37 |
| L1 Retail Remove Re-shores | Welders | 0 | 8.00 | 46 | 0.45 |
| L2 Rough In | Cranes | 0 | 6.00 | 226 | 0.29 |
| L2 Rough In | Forklifts | 0 | 6.00 | 89 | 0.20 |
| L2 Rough In | Generator Sets | 0 | 8.00 | 84 | 0.74 |
| L2 Rough In | Tractors/Loaders/Backhoes | 0 | 6.00 | 97 | 0.37 |
| L2 Rough In | Welders | 0 | 8.00 | 46 | 0.45 |
| L1 Retail Storefronts | Cranes | 0 | 6.00 | 226 | 0.29 |
| L1 Retail Storefronts | Forklifts | 2 | 8.00 | 100 | 0.31 |

| | | | | | |
|---|---|---|---|---|---|
| L1 Retail Storefronts | Forklifts | 0 | 6.00 | 89 | 0.20 |
| L1 Retail Storefronts | Generator Sets | 0 | 8.00 | 84 | 0.74 |
| L1 Retail Storefronts | Tractors/Loaders/Backhoes | 0 | 6.00 | 97 | 0.37 |
| L1 Retail Storefronts | Welders | 0 | 8.00 | 46 | 0.45 |
| L1 Retail Build out | Cranes | 0 | 6.00 | 226 | 0.29 |
| L1 Retail Build out | Forklifts | 0 | 6.00 | 89 | 0.20 |
| L1 Retail Build out | Generator Sets | 0 | 8.00 | 84 | 0.74 |
| L1 Retail Build out | Tractors/Loaders/Backhoes | 0 | 6.00 | 97 | 0.37 |
| L1 Retail Build out | Welders | 0 | 8.00 | 46 | 0.45 |
| L1 Parking Remove Re-shores | Cranes | 0 | 6.00 | 226 | 0.29 |
| L1 Parking Remove Re-shores | Forklifts | 0 | 6.00 | 89 | 0.20 |
| L1 Parking Remove Re-shores | Generator Sets | 0 | 8.00 | 84 | 0.74 |
| L1 Parking Remove Re-shores | Tractors/Loaders/Backhoes | 0 | 6.00 | 97 | 0.37 |
| L1 Parking Remove Re-shores | Welders | 0 | 8.00 | 46 | 0.45 |
| L1 Parking Build out | Cement and Mortar Mixers | 1 | 6.00 | 9 | 0.56 |
| L1 Parking Build out | Pavers | 1 | 6.00 | 125 | 0.42 |
| L1 Parking Build out | Paving Equipment | 1 | 8.00 | 130 | 0.36 |
| L1 Parking Build out | Rollers | 1 | 7.00 | 80 | 0.38 |
| L1 Parking Build out | Tractors/Loaders/Backhoes | 1 | 8.00 | 97 | 0.37 |
| 4th Floor Framing | Cranes | 0 | 6.00 | 226 | 0.29 |
| 4th Floor Framing | Forklifts | 0 | 6.00 | 89 | 0.20 |
| 4th Floor Framing | Generator Sets | 0 | 8.00 | 84 | 0.74 |
| 4th Floor Framing | Tractors/Loaders/Backhoes | 0 | 6.00 | 97 | 0.37 |
| 4th Floor Framing | Welders | 0 | 8.00 | 46 | 0.45 |
| L3 Rough In | Cranes | 0 | 6.00 | 226 | 0.29 |
| L3 Rough In | Forklifts | 0 | 6.00 | 89 | 0.20 |
| L3 Rough In | Generator Sets | 0 | 8.00 | 84 | 0.74 |
| L3 Rough In | Tractors/Loaders/Backhoes | 0 | 6.00 | 97 | 0.37 |

| | | | | | |
|---|---|---|---|---|---|
| L3 Rough In | Welders | 0 | 8.00 | 46 | 0.45 |
| Mezz Parking Remove Re-shores | Cranes | 0 | 6.00 | 226 | 0.29 |
| Mezz Parking Remove Re-shores | Forklifts | 0 | 6.00 | 89 | 0.20 |
| Mezz Parking Remove Re-shores | Generator Sets | 0 | 8.00 | 84 | 0.74 |
| Mezz Parking Remove Re-shores | Tractors/Loaders/Backhoes | 0 | 6.00 | 97 | 0.37 |
| Mezz Parking Remove Re-shores | Welders | 0 | 8.00 | 46 | 0.45 |
| Mezz Parking Build out | Cement and Mortar Mixers | 1 | 6.00 | 9 | 0.56 |
| Mezz Parking Build out | Pavers | 1 | 6.00 | 125 | 0.42 |
| Mezz Parking Build out | Paving Equipment | 1 | 8.00 | 130 | 0.36 |
| Mezz Parking Build out | Rollers | 1 | 7.00 | 80 | 0.38 |
| Mezz Parking Build out | Tractors/Loaders/Backhoes | 1 | 8.00 | 97 | 0.37 |
| 5th Floor Framing | Cranes | 0 | 6.00 | 226 | 0.29 |
| 5th Floor Framing | Forklifts | 0 | 6.00 | 89 | 0.20 |
| 5th Floor Framing | Generator Sets | 0 | 8.00 | 84 | 0.74 |
| 5th Floor Framing | Tractors/Loaders/Backhoes | 0 | 6.00 | 97 | 0.37 |
| 5th Floor Framing | Welders | 0 | 8.00 | 46 | 0.45 |
| L4 Rough In | Cranes | 0 | 6.00 | 226 | 0.29 |
| L4 Rough In | Forklifts | 0 | 6.00 | 89 | 0.20 |
| L4 Rough In | Generator Sets | 0 | 8.00 | 84 | 0.74 |
| L4 Rough In | Tractors/Loaders/Backhoes | 0 | 6.00 | 97 | 0.37 |
| L4 Rough In | Welders | 0 | 8.00 | 46 | 0.45 |
| L2 Finishes | Air Compressors | 1 | 6.00 | 78 | 0.48 |
| 6th Floor Framing | Cranes | 0 | 6.00 | 226 | 0.29 |
| 6th Floor Framing | Forklifts | 0 | 6.00 | 89 | 0.20 |
| 6th Floor Framing | Generator Sets | 0 | 8.00 | 84 | 0.74 |
| 6th Floor Framing | Tractors/Loaders/Backhoes | 0 | 6.00 | 97 | 0.37 |
| 6th Floor Framing | Welders | 0 | 8.00 | 46 | 0.45 |
| L5 Rough In | Cranes | 0 | 6.00 | 226 | 0.29 |

| | | | | | |
|---|---|---|---|---|---|
| L5 Rough In | Forklifts | 0 | 6.00 | 89 | 0.20 |
| L5 Rough In | Generator Sets | 0 | 8.00 | 84 | 0.74 |
| L5 Rough In | Tractors/Loaders/Backhoes | 0 | 6.00 | 97 | 0.37 |
| L5 Rough In | Welders | 0 | 8.00 | 46 | 0.45 |
| L3 Finishes | Air Compressors | 1 | 6.00 | 78 | 0.48 |
| Roof Framing | Cranes | 0 | 6.00 | 226 | 0.29 |
| Roof Framing | Forklifts | 0 | 6.00 | 89 | 0.20 |
| Roof Framing | Generator Sets | 0 | 8.00 | 84 | 0.74 |
| Roof Framing | Tractors/Loaders/Backhoes | 0 | 6.00 | 97 | 0.37 |
| Roof Framing | Welders | 0 | 8.00 | 46 | 0.45 |
| L6 Rough In | Cranes | 0 | 6.00 | 226 | 0.29 |
| L6 Rough In | Forklifts | 0 | 6.00 | 89 | 0.20 |
| L6 Rough In | Generator Sets | 0 | 8.00 | 84 | 0.74 |
| L6 Rough In | Tractors/Loaders/Backhoes | 0 | 6.00 | 97 | 0.37 |
| L6 Rough In | Welders | 0 | 8.00 | 46 | 0.45 |
| L4 Finishes | Air Compressors | 1 | 6.00 | 78 | 0.48 |
| Roofing | Cranes | 0 | 6.00 | 226 | 0.29 |
| Roofing | Forklifts | 2 | 8.00 | 100 | 0.31 |
| Roofing | Forklifts | 0 | 6.00 | 89 | 0.20 |
| Roofing | Generator Sets | 0 | 8.00 | 84 | 0.74 |
| Roofing | Tractors/Loaders/Backhoes | 0 | 6.00 | 97 | 0.37 |
| Roofing | Welders | 0 | 8.00 | 46 | 0.45 |
| Exterior Finishes | Air Compressors | 1 | 6.00 | 78 | 0.48 |
| Exterior Finishes | Cranes | 0 | 6.00 | 226 | 0.29 |
| Exterior Finishes | Forklifts | 2 | 8.00 | 100 | 0.31 |
| Exterior Finishes | Forklifts | 0 | 6.00 | 89 | 0.20 |
| Exterior Finishes | Generator Sets | 0 | 8.00 | 84 | 0.74 |
| Exterior Finishes | Tractors/Loaders/Backhoes | 0 | 6.00 | 97 | 0.37 |

| | | | | | |
|---|---|---|---|---|---|
| Exterior Finishes | Welders | 0 | 8.00 | 46 | 0.45 |
| L5 Finishes | Air Compressors | 1 | 6.00 | 78 | 0.48 |
| L6 Finishes | Air Compressors | 1 | 6.00 | 78 | 0.48 |
| Site Improvements | Cement and Mortar Mixers | 1 | 6.00 | 9 | 0.56 |
| Site Improvements | Pavers | 1 | 6.00 | 125 | 0.42 |
| Site Improvements | Paving Equipment | 1 | 8.00 | 130 | 0.36 |
| Site Improvements | Rollers | 1 | 7.00 | 80 | 0.38 |
| Site Improvements | Tractors/Loaders/Backhoes | 1 | 8.00 | 97 | 0.37 |
| Commissioning Phase | Cranes | 0 | 6.00 | 226 | 0.29 |
| Commissioning Phase | Forklifts | 0 | 6.00 | 89 | 0.20 |
| Commissioning Phase | Generator Sets | 0 | 8.00 | 84 | 0.74 |
| Commissioning Phase | Tractors/Loaders/Backhoes | 0 | 6.00 | 97 | 0.37 |
| Commissioning Phase | Welders | 0 | 8.00 | 46 | 0.45 |
| Testing Phase | Cranes | 0 | 6.00 | 226 | 0.29 |
| Testing Phase | Forklifts | 0 | 6.00 | 89 | 0.20 |
| Testing Phase | Generator Sets | 0 | 8.00 | 84 | 0.74 |
| Testing Phase | Tractors/Loaders/Backhoes | 0 | 6.00 | 97 | 0.37 |
| Testing Phase | Welders | 0 | 8.00 | 46 | 0.45 |
| Final Inspection | Cranes | 0 | 6.00 | 226 | 0.29 |
| Final Inspection | Forklifts | 0 | 6.00 | 89 | 0.20 |
| Final Inspection | Generator Sets | 0 | 8.00 | 84 | 0.74 |
| Final Inspection | Tractors/Loaders/Backhoes | 0 | 6.00 | 97 | 0.37 |
| Final Inspection | Welders | 0 | 8.00 | 46 | 0.45 |

## Trips and VMT

| Phase Name | Offroad Equipment Count | Worker Trip Number | Vendor Trip Number | Hauling Trip Number | Worker Trip Length | Vendor Trip Length | Hauling Trip Length | Worker Vehicle Class | Vendor Vehicle Class | Hauling Vehicle Class |
|---|---|---|---|---|---|---|---|---|---|---|
| Site Mobilization | 0 | 0.00 | 0.00 | 0.00 | 12.40 | 7.30 | 20.00 | LD_Mix | HDT_Mix | HHDT |

| | | | | | | | | | | |
|---|---|---|---|---|---|---|---|---|---|---|
| All Phases - Equipment Only | 5 | 0.00 | 0.00 | 0.00 | 12.40 | 7.30 | 20.00 | LD_Mix | HDT_Mix | HHDT |
| Abatement & Demo Phase | 2 | 30.00 | 0.00 | 156.00 | 12.40 | 7.30 | 20.00 | LD_Mix | HDT_Mix | HHDT |
| Mass Exc | 2 | 20.00 | 0.00 | 812.00 | 12.40 | 7.30 | 20.00 | LD_Mix | HDT_Mix | HHDT |
| Grade Site | 3 | 20.00 | 0.00 | 22.00 | 12.40 | 7.30 | 20.00 | LD_Mix | HDT_Mix | HHDT |
| Sub-slab Utilities | 2 | 160.00 | 0.00 | 42.00 | 12.40 | 7.30 | 20.00 | LD_Mix | HDT_Mix | HHDT |
| F/R/P SOG | 0 | 160.00 | 0.00 | 84.00 | 12.40 | 7.30 | 20.00 | LD_Mix | HDT_Mix | HHDT |
| 1st Floor Deck Shoring | 1 | 160.00 | 0.00 | 42.00 | 12.40 | 7.30 | 20.00 | LD_Mix | HDT_Mix | HHDT |
| F/R/P 1st Floor Deck | 0 | 160.00 | 0.00 | 84.00 | 12.40 | 7.30 | 20.00 | LD_Mix | HDT_Mix | HHDT |
| F/R/P 1st Floor Columns & Walls | 0 | 160.00 | 0.00 | 42.00 | 12.40 | 7.30 | 20.00 | LD_Mix | HDT_Mix | HHDT |
| Mezz Floor Deck Shoring | 1 | 160.00 | 0.00 | 42.00 | 12.40 | 7.30 | 20.00 | LD_Mix | HDT_Mix | HHDT |
| F/R/P Mezz Floor Deck | 0 | 160.00 | 0.00 | 84.00 | 12.40 | 7.30 | 20.00 | LD_Mix | HDT_Mix | HHDT |
| F/R/P Mezz Floor Columns & Walls | 0 | 160.00 | 0.00 | 42.00 | 12.40 | 7.30 | 20.00 | LD_Mix | HDT_Mix | HHDT |
| Podium Deck Shoring | 1 | 160.00 | 0.00 | 42.00 | 12.40 | 7.30 | 20.00 | LD_Mix | HDT_Mix | HHDT |
| F/R/P Podium Deck | 0 | 160.00 | 0.00 | 88.00 | 12.40 | 7.30 | 20.00 | LD_Mix | HDT_Mix | HHDT |
| 2nd Floor Framing | 0 | 240.00 | 0.00 | 64.00 | 12.40 | 7.30 | 20.00 | LD_Mix | HDT_Mix | HHDT |
| 3rd Floor Framing | 0 | 240.00 | 0.00 | 62.00 | 12.40 | 7.30 | 20.00 | LD_Mix | HDT_Mix | HHDT |
| L1 Retail Remove Re-shores | 0 | 160.00 | 0.00 | 12.00 | 12.40 | 7.30 | 20.00 | LD_Mix | HDT_Mix | HHDT |
| L2 Rough In | 0 | 240.00 | 0.00 | 192.00 | 12.40 | 7.30 | 20.00 | LD_Mix | HDT_Mix | HHDT |
| L1 Retail Storefronts | 2 | 200.00 | 0.00 | 42.00 | 12.40 | 7.30 | 20.00 | LD_Mix | HDT_Mix | HHDT |
| L1 Retail Build out | 0 | 240.00 | 0.00 | 192.00 | 12.40 | 7.30 | 20.00 | LD_Mix | HDT_Mix | HHDT |
| L1 Parking Remove Re-shores | 0 | 160.00 | 0.00 | 12.00 | 12.40 | 7.30 | 20.00 | LD_Mix | HDT_Mix | HHDT |
| L1 Parking Build out | 5 | 240.00 | 0.00 | 116.00 | 12.40 | 7.30 | 20.00 | LD_Mix | HDT_Mix | HHDT |
| 4th Floor Framing | 0 | 240.00 | 0.00 | 62.00 | 12.40 | 7.30 | 20.00 | LD_Mix | HDT_Mix | HHDT |
| L3 Rough In | 0 | 240.00 | 0.00 | 194.00 | 12.40 | 7.30 | 20.00 | LD_Mix | HDT_Mix | HHDT |
| Mezz Parking Remove Re-shores | 0 | 160.00 | 0.00 | 12.00 | 12.40 | 7.30 | 20.00 | LD_Mix | HDT_Mix | HHDT |
| Mezz Parking Build out | 5 | 240.00 | 0.00 | 142.00 | 12.40 | 7.30 | 20.00 | LD_Mix | HDT_Mix | HHDT |
| 5th Floor Framing | 0 | 240.00 | 0.00 | 62.00 | 12.40 | 7.30 | 20.00 | LD_Mix | HDT_Mix | HHDT |
| L4 Rough In | 0 | 240.00 | 0.00 | 194.00 | 12.40 | 7.30 | 20.00 | LD_Mix | HDT_Mix | HHDT |

| | | | | | | | | | | |
|---|---|---|---|---|---|---|---|---|---|---|
| L2 Finishes | 1 | 240.00 | 0.00 | 190.00 | 12.40 | 7.30 | 20.00 | LD_Mix | HDT_Mix | HHDT |
| 6th Floor Framing | 0 | 240.00 | 0.00 | 66.00 | 12.40 | 7.30 | 20.00 | LD_Mix | HDT_Mix | HHDT |
| L5 Rough In | 0 | 240.00 | 0.00 | 190.00 | 12.40 | 7.30 | 20.00 | LD_Mix | HDT_Mix | HHDT |
| L3 Finishes | 1 | 240.00 | 0.00 | 184.00 | 12.40 | 7.30 | 20.00 | LD_Mix | HDT_Mix | HHDT |
| Roof Framing | 0 | 240.00 | 0.00 | 62.00 | 12.40 | 7.30 | 20.00 | LD_Mix | HDT_Mix | HHDT |
| L6 Rough In | 0 | 240.00 | 0.00 | 184.00 | 12.40 | 7.30 | 20.00 | LD_Mix | HDT_Mix | HHDT |
| L4 Finishes | 1 | 240.00 | 0.00 | 186.00 | 12.40 | 7.30 | 20.00 | LD_Mix | HDT_Mix | HHDT |
| Roofing | 2 | 20.00 | 0.00 | 42.00 | 12.40 | 7.30 | 20.00 | LD_Mix | HDT_Mix | HHDT |
| Exterior Finishes | 3 | 200.00 | 0.00 | 298.00 | 12.40 | 7.30 | 20.00 | LD_Mix | HDT_Mix | HHDT |
| L5 Finishes | 1 | 240.00 | 0.00 | 186.00 | 12.40 | 7.30 | 20.00 | LD_Mix | HDT_Mix | HHDT |
| L6 Finishes | 1 | 240.00 | 0.00 | 186.00 | 12.40 | 7.30 | 20.00 | LD_Mix | HDT_Mix | HHDT |
| Site Improvements | 5 | 20.00 | 0.00 | 186.00 | 12.40 | 7.30 | 20.00 | LD_Mix | HDT_Mix | HHDT |
| Commissioning Phase | 0 | 20.00 | 0.00 | 0.00 | 12.40 | 7.30 | 20.00 | LD_Mix | HDT_Mix | HHDT |
| Testing Phase | 0 | 20.00 | 0.00 | 0.00 | 12.40 | 7.30 | 20.00 | LD_Mix | HDT_Mix | HHDT |
| Final Inspection | 0 | 0.00 | 0.00 | 0.00 | 12.40 | 7.30 | 20.00 | LD_Mix | HDT_Mix | HHDT |

## 3.1 Mitigation Measures Construction

## 3.2 Site Mobilization - 2016

### Unmitigated Construction On-Site

| | ROG | NOx | CO | SO2 | Fugitive PM10 | Exhaust PM10 | PM10 Total | Fugitive PM2.5 | Exhaust PM2.5 | PM2.5 Total | Bio- CO2 | NBio- CO2 | Total CO2 | CH4 | N2O | CO2e |
|---|---|---|---|---|---|---|---|---|---|---|---|---|---|---|---|---|
| Category | tons/yr | | | | | | | | | | MT/yr | | | | | |
| Fugitive Dust | | | | | 0.0000 | 0.0000 | 0.0000 | 0.0000 | 0.0000 | 0.0000 | 0.0000 | 0.0000 | 0.0000 | 0.0000 | 0.0000 | 0.0000 |
| Off-Road | 0.0000 | 0.0000 | 0.0000 | 0.0000 | | 0.0000 | 0.0000 | | 0.0000 | 0.0000 | 0.0000 | 0.0000 | 0.0000 | 0.0000 | 0.0000 | 0.0000 |
| **Total** | **0.0000** | **0.0000** | **0.0000** | **0.0000** | **0.0000** | **0.0000** | **0.0000** | **0.0000** | **0.0000** | **0.0000** | **0.0000** | **0.0000** | **0.0000** | **0.0000** | **0.0000** | **0.0000** |

### Unmitigated Construction Off-Site

| | ROG | NOx | CO | SO2 | Fugitive PM10 | Exhaust PM10 | PM10 Total | Fugitive PM2.5 | Exhaust PM2.5 | PM2.5 Total | Bio- CO2 | NBio- CO2 | Total CO2 | CH4 | N2O | CO2e |
|---|---|---|---|---|---|---|---|---|---|---|---|---|---|---|---|---|
| Category | tons/yr | | | | | | | | | | MT/yr | | | | | |
| Hauling | 0.0000 | 0.0000 | 0.0000 | 0.0000 | 0.0000 | 0.0000 | 0.0000 | 0.0000 | 0.0000 | 0.0000 | 0.0000 | 0.0000 | 0.0000 | 0.0000 | 0.0000 | 0.0000 |
| Vendor | 0.0000 | 0.0000 | 0.0000 | 0.0000 | 0.0000 | 0.0000 | 0.0000 | 0.0000 | 0.0000 | 0.0000 | 0.0000 | 0.0000 | 0.0000 | 0.0000 | 0.0000 | 0.0000 |
| Worker | 0.0000 | 0.0000 | 0.0000 | 0.0000 | 0.0000 | 0.0000 | 0.0000 | 0.0000 | 0.0000 | 0.0000 | 0.0000 | 0.0000 | 0.0000 | 0.0000 | 0.0000 | 0.0000 |
| **Total** | **0.0000** | **0.0000** | **0.0000** | **0.0000** | **0.0000** | **0.0000** | **0.0000** | **0.0000** | **0.0000** | **0.0000** | **0.0000** | **0.0000** | **0.0000** | **0.0000** | **0.0000** | **0.0000** |

## 3.2 Site Mobilization - 2016

### Mitigated Construction On-Site

| | ROG | NOx | CO | SO2 | Fugitive PM10 | Exhaust PM10 | PM10 Total | Fugitive PM2.5 | Exhaust PM2.5 | PM2.5 Total | Bio- CO2 | NBio- CO2 | Total CO2 | CH4 | N2O | CO2e |
|---|---|---|---|---|---|---|---|---|---|---|---|---|---|---|---|---|
| Category | tons/yr | | | | | | | | | | MT/yr | | | | | |
| Fugitive Dust | | | | | 0.0000 | 0.0000 | 0.0000 | 0.0000 | 0.0000 | 0.0000 | 0.0000 | 0.0000 | 0.0000 | 0.0000 | 0.0000 | 0.0000 |
| Off-Road | 0.0000 | 0.0000 | 0.0000 | 0.0000 | | 0.0000 | 0.0000 | | 0.0000 | 0.0000 | 0.0000 | 0.0000 | 0.0000 | 0.0000 | 0.0000 | 0.0000 |
| **Total** | **0.0000** | **0.0000** | **0.0000** | **0.0000** | **0.0000** | **0.0000** | **0.0000** | **0.0000** | **0.0000** | **0.0000** | **0.0000** | **0.0000** | **0.0000** | **0.0000** | **0.0000** | **0.0000** |

### Mitigated Construction Off-Site

| | ROG | NOx | CO | SO2 | Fugitive PM10 | Exhaust PM10 | PM10 Total | Fugitive PM2.5 | Exhaust PM2.5 | PM2.5 Total | Bio- CO2 | NBio- CO2 | Total CO2 | CH4 | N2O | CO2e |
|---|---|---|---|---|---|---|---|---|---|---|---|---|---|---|---|---|
| Category | tons/yr | | | | | | | | | | MT/yr | | | | | |
| Hauling | 0.0000 | 0.0000 | 0.0000 | 0.0000 | 0.0000 | 0.0000 | 0.0000 | 0.0000 | 0.0000 | 0.0000 | 0.0000 | 0.0000 | 0.0000 | 0.0000 | 0.0000 | 0.0000 |
| Vendor | 0.0000 | 0.0000 | 0.0000 | 0.0000 | 0.0000 | 0.0000 | 0.0000 | 0.0000 | 0.0000 | 0.0000 | 0.0000 | 0.0000 | 0.0000 | 0.0000 | 0.0000 | 0.0000 |
| Worker | 0.0000 | 0.0000 | 0.0000 | 0.0000 | 0.0000 | 0.0000 | 0.0000 | 0.0000 | 0.0000 | 0.0000 | 0.0000 | 0.0000 | 0.0000 | 0.0000 | 0.0000 | 0.0000 |
| **Total** | **0.0000** | **0.0000** | **0.0000** | **0.0000** | **0.0000** | **0.0000** | **0.0000** | **0.0000** | **0.0000** | **0.0000** | **0.0000** | **0.0000** | **0.0000** | **0.0000** | **0.0000** | **0.0000** |

## 3.3 All Phases - Equipment Only - 2016

### Unmitigated Construction On-Site

| | ROG | NOx | CO | SO2 | Fugitive PM10 | Exhaust PM10 | PM10 Total | Fugitive PM2.5 | Exhaust PM2.5 | PM2.5 Total | Bio- CO2 | NBio- CO2 | Total CO2 | CH4 | N2O | CO2e |
|---|---|---|---|---|---|---|---|---|---|---|---|---|---|---|---|---|
| Category | tons/yr | | | | | | | | | | MT/yr | | | | | |
| Off-Road | 0.0460 | 0.3835 | 0.2587 | 4.6000e-004 | | 0.0243 | 0.0243 | | 0.0240 | 0.0240 | 0.0000 | 40.4526 | 40.4526 | 5.2000e-003 | 0.0000 | 40.5619 |
| **Total** | **0.0460** | **0.3835** | **0.2587** | **4.6000e-004** | | **0.0243** | **0.0243** | | **0.0240** | **0.0240** | **0.0000** | **40.4526** | **40.4526** | **5.2000e-003** | **0.0000** | **40.5619** |

### Unmitigated Construction Off-Site

| | ROG | NOx | CO | SO2 | Fugitive PM10 | Exhaust PM10 | PM10 Total | Fugitive PM2.5 | Exhaust PM2.5 | PM2.5 Total | Bio- CO2 | NBio- CO2 | Total CO2 | CH4 | N2O | CO2e |
|---|---|---|---|---|---|---|---|---|---|---|---|---|---|---|---|---|
| Category | tons/yr | | | | | | | | | | MT/yr | | | | | |
| Hauling | 0.0000 | 0.0000 | 0.0000 | 0.0000 | 0.0000 | 0.0000 | 0.0000 | 0.0000 | 0.0000 | 0.0000 | 0.0000 | 0.0000 | 0.0000 | 0.0000 | 0.0000 | 0.0000 |
| Vendor | 0.0000 | 0.0000 | 0.0000 | 0.0000 | 0.0000 | 0.0000 | 0.0000 | 0.0000 | 0.0000 | 0.0000 | 0.0000 | 0.0000 | 0.0000 | 0.0000 | 0.0000 | 0.0000 |
| Worker | 0.0000 | 0.0000 | 0.0000 | 0.0000 | 0.0000 | 0.0000 | 0.0000 | 0.0000 | 0.0000 | 0.0000 | 0.0000 | 0.0000 | 0.0000 | 0.0000 | 0.0000 | 0.0000 |
| **Total** | **0.0000** | **0.0000** | **0.0000** | **0.0000** | **0.0000** | **0.0000** | **0.0000** | **0.0000** | **0.0000** | **0.0000** | **0.0000** | **0.0000** | **0.0000** | **0.0000** | **0.0000** | **0.0000** |

## 3.3 All Phases - Equipment Only - 2016

### Mitigated Construction On-Site

| | ROG | NOx | CO | SO2 | Fugitive PM10 | Exhaust PM10 | PM10 Total | Fugitive PM2.5 | Exhaust PM2.5 | PM2.5 Total | Bio- CO2 | NBio- CO2 | Total CO2 | CH4 | N2O | CO2e |
|---|---|---|---|---|---|---|---|---|---|---|---|---|---|---|---|---|
| Category | tons/yr | | | | | | | | | | MT/yr | | | | | |
| Off-Road | 0.0460 | 0.3835 | 0.2587 | 4.6000e-004 | | 0.0243 | 0.0243 | | 0.0240 | 0.0240 | 0.0000 | 40.4526 | 40.4526 | 5.2000e-003 | 0.0000 | 40.5618 |
| **Total** | **0.0460** | **0.3835** | **0.2587** | **4.6000e-004** | | **0.0243** | **0.0243** | | **0.0240** | **0.0240** | **0.0000** | **40.4526** | **40.4526** | **5.2000e-003** | **0.0000** | **40.5618** |

### Mitigated Construction Off-Site

| | ROG | NOx | CO | SO2 | Fugitive PM10 | Exhaust PM10 | PM10 Total | Fugitive PM2.5 | Exhaust PM2.5 | PM2.5 Total | Bio- CO2 | NBio- CO2 | Total CO2 | CH4 | N2O | CO2e |
|---|---|---|---|---|---|---|---|---|---|---|---|---|---|---|---|---|
| Category | tons/yr | | | | | | | | | | MT/yr | | | | | |
| Hauling | 0.0000 | 0.0000 | 0.0000 | 0.0000 | 0.0000 | 0.0000 | 0.0000 | 0.0000 | 0.0000 | 0.0000 | 0.0000 | 0.0000 | 0.0000 | 0.0000 | 0.0000 | 0.0000 |
| Vendor | 0.0000 | 0.0000 | 0.0000 | 0.0000 | 0.0000 | 0.0000 | 0.0000 | 0.0000 | 0.0000 | 0.0000 | 0.0000 | 0.0000 | 0.0000 | 0.0000 | 0.0000 | 0.0000 |
| Worker | 0.0000 | 0.0000 | 0.0000 | 0.0000 | 0.0000 | 0.0000 | 0.0000 | 0.0000 | 0.0000 | 0.0000 | 0.0000 | 0.0000 | 0.0000 | 0.0000 | 0.0000 | 0.0000 |
| **Total** | **0.0000** | **0.0000** | **0.0000** | **0.0000** | **0.0000** | **0.0000** | **0.0000** | **0.0000** | **0.0000** | **0.0000** | **0.0000** | **0.0000** | **0.0000** | **0.0000** | **0.0000** | **0.0000** |

## 3.3 All Phases - Equipment Only - 2017

### Unmitigated Construction On-Site

| | ROG | NOx | CO | SO2 | Fugitive PM10 | Exhaust PM10 | PM10 Total | Fugitive PM2.5 | Exhaust PM2.5 | PM2.5 Total | Bio- CO2 | NBio- CO2 | Total CO2 | CH4 | N2O | CO2e |
|---|---|---|---|---|---|---|---|---|---|---|---|---|---|---|---|---|
| Category | tons/yr | | | | | | | | | | MT/yr | | | | | |
| Off-Road | 0.2440 | 2.0820 | 1.5059 | 2.7400e-003 | | 0.1277 | 0.1277 | | 0.1259 | 0.1259 | 0.0000 | 238.3818 | 238.3818 | 0.0287 | 0.0000 | 238.9838 |
| **Total** | **0.2440** | **2.0820** | **1.5059** | **2.7400e-003** | | **0.1277** | **0.1277** | | **0.1259** | **0.1259** | **0.0000** | **238.3818** | **238.3818** | **0.0287** | **0.0000** | **238.9838** |

### Unmitigated Construction Off-Site

| | ROG | NOx | CO | SO2 | Fugitive PM10 | Exhaust PM10 | PM10 Total | Fugitive PM2.5 | Exhaust PM2.5 | PM2.5 Total | Bio- CO2 | NBio- CO2 | Total CO2 | CH4 | N2O | CO2e |
|---|---|---|---|---|---|---|---|---|---|---|---|---|---|---|---|---|
| Category | tons/yr | | | | | | | | | | MT/yr | | | | | |
| Hauling | 0.0000 | 0.0000 | 0.0000 | 0.0000 | 0.0000 | 0.0000 | 0.0000 | 0.0000 | 0.0000 | 0.0000 | 0.0000 | 0.0000 | 0.0000 | 0.0000 | 0.0000 | 0.0000 |
| Vendor | 0.0000 | 0.0000 | 0.0000 | 0.0000 | 0.0000 | 0.0000 | 0.0000 | 0.0000 | 0.0000 | 0.0000 | 0.0000 | 0.0000 | 0.0000 | 0.0000 | 0.0000 | 0.0000 |
| Worker | 0.0000 | 0.0000 | 0.0000 | 0.0000 | 0.0000 | 0.0000 | 0.0000 | 0.0000 | 0.0000 | 0.0000 | 0.0000 | 0.0000 | 0.0000 | 0.0000 | 0.0000 | 0.0000 |
| **Total** | **0.0000** | **0.0000** | **0.0000** | **0.0000** | **0.0000** | **0.0000** | **0.0000** | **0.0000** | **0.0000** | **0.0000** | **0.0000** | **0.0000** | **0.0000** | **0.0000** | **0.0000** | **0.0000** |

## 3.3 All Phases - Equipment Only - 2017

### Mitigated Construction On-Site

| | ROG | NOx | CO | SO2 | Fugitive PM10 | Exhaust PM10 | PM10 Total | Fugitive PM2.5 | Exhaust PM2.5 | PM2.5 Total | Bio- CO2 | NBio- CO2 | Total CO2 | CH4 | N2O | CO2e |
|---|---|---|---|---|---|---|---|---|---|---|---|---|---|---|---|---|
| Category | tons/yr | | | | | | | | | | MT/yr | | | | | |
| Off-Road | 0.2440 | 2.0820 | 1.5059 | 2.7400e-003 | | 0.1277 | 0.1277 | | 0.1258 | 0.1258 | 0.0000 | 238.3815 | 238.3815 | 0.0287 | 0.0000 | 238.9835 |
| **Total** | **0.2440** | **2.0820** | **1.5059** | **2.7400e-003** | | **0.1277** | **0.1277** | | **0.1258** | **0.1258** | **0.0000** | **238.3815** | **238.3815** | **0.0287** | **0.0000** | **238.9835** |

### Mitigated Construction Off-Site

| | ROG | NOx | CO | SO2 | Fugitive PM10 | Exhaust PM10 | PM10 Total | Fugitive PM2.5 | Exhaust PM2.5 | PM2.5 Total | Bio- CO2 | NBio- CO2 | Total CO2 | CH4 | N2O | CO2e |
|---|---|---|---|---|---|---|---|---|---|---|---|---|---|---|---|---|
| Category | tons/yr | | | | | | | | | | MT/yr | | | | | |
| Hauling | 0.0000 | 0.0000 | 0.0000 | 0.0000 | 0.0000 | 0.0000 | 0.0000 | 0.0000 | 0.0000 | 0.0000 | 0.0000 | 0.0000 | 0.0000 | 0.0000 | 0.0000 | 0.0000 |
| Vendor | 0.0000 | 0.0000 | 0.0000 | 0.0000 | 0.0000 | 0.0000 | 0.0000 | 0.0000 | 0.0000 | 0.0000 | 0.0000 | 0.0000 | 0.0000 | 0.0000 | 0.0000 | 0.0000 |
| Worker | 0.0000 | 0.0000 | 0.0000 | 0.0000 | 0.0000 | 0.0000 | 0.0000 | 0.0000 | 0.0000 | 0.0000 | 0.0000 | 0.0000 | 0.0000 | 0.0000 | 0.0000 | 0.0000 |
| **Total** | **0.0000** | **0.0000** | **0.0000** | **0.0000** | **0.0000** | **0.0000** | **0.0000** | **0.0000** | **0.0000** | **0.0000** | **0.0000** | **0.0000** | **0.0000** | **0.0000** | **0.0000** | **0.0000** |

## 3.3 All Phases - Equipment Only - 2018

### Unmitigated Construction On-Site

| | ROG | NOx | CO | SO2 | Fugitive PM10 | Exhaust PM10 | PM10 Total | Fugitive PM2.5 | Exhaust PM2.5 | PM2.5 Total | Bio- CO2 | NBio- CO2 | Total CO2 | CH4 | N2O | CO2e |
|---|---|---|---|---|---|---|---|---|---|---|---|---|---|---|---|---|
| Category | tons/yr | | | | | | | | | | MT/yr | | | | | |
| Off-Road | 0.1794 | 1.5734 | 1.2295 | 2.2900e-003 | | 0.0920 | 0.0920 | | 0.0907 | 0.0907 | 0.0000 | 198.4093 | 198.4093 | 0.0225 | 0.0000 | 198.8814 |
| **Total** | **0.1794** | **1.5734** | **1.2295** | **2.2900e-003** | | **0.0920** | **0.0920** | | **0.0907** | **0.0907** | **0.0000** | **198.4093** | **198.4093** | **0.0225** | **0.0000** | **198.8814** |

### Unmitigated Construction Off-Site

| | ROG | NOx | CO | SO2 | Fugitive PM10 | Exhaust PM10 | PM10 Total | Fugitive PM2.5 | Exhaust PM2.5 | PM2.5 Total | Bio- CO2 | NBio- CO2 | Total CO2 | CH4 | N2O | CO2e |
|---|---|---|---|---|---|---|---|---|---|---|---|---|---|---|---|---|
| Category | tons/yr | | | | | | | | | | MT/yr | | | | | |
| Hauling | 0.0000 | 0.0000 | 0.0000 | 0.0000 | 0.0000 | 0.0000 | 0.0000 | 0.0000 | 0.0000 | 0.0000 | 0.0000 | 0.0000 | 0.0000 | 0.0000 | 0.0000 | 0.0000 |
| Vendor | 0.0000 | 0.0000 | 0.0000 | 0.0000 | 0.0000 | 0.0000 | 0.0000 | 0.0000 | 0.0000 | 0.0000 | 0.0000 | 0.0000 | 0.0000 | 0.0000 | 0.0000 | 0.0000 |
| Worker | 0.0000 | 0.0000 | 0.0000 | 0.0000 | 0.0000 | 0.0000 | 0.0000 | 0.0000 | 0.0000 | 0.0000 | 0.0000 | 0.0000 | 0.0000 | 0.0000 | 0.0000 | 0.0000 |
| **Total** | **0.0000** | **0.0000** | **0.0000** | **0.0000** | **0.0000** | **0.0000** | **0.0000** | **0.0000** | **0.0000** | **0.0000** | **0.0000** | **0.0000** | **0.0000** | **0.0000** | **0.0000** | **0.0000** |

## 3.3 All Phases - Equipment Only - 2018

### Mitigated Construction On-Site

| | ROG | NOx | CO | SO2 | Fugitive PM10 | Exhaust PM10 | PM10 Total | Fugitive PM2.5 | Exhaust PM2.5 | PM2.5 Total | Bio- CO2 | NBio- CO2 | Total CO2 | CH4 | N2O | CO2e |
|---|---|---|---|---|---|---|---|---|---|---|---|---|---|---|---|---|
| Category | tons/yr | | | | | | | | | | MT/yr | | | | | |
| Off-Road | 0.1794 | 1.5734 | 1.2295 | 2.2900e-003 | | 0.0920 | 0.0920 | | 0.0907 | 0.0907 | 0.0000 | 198.4091 | 198.4091 | 0.0225 | 0.0000 | 198.8812 |
| **Total** | **0.1794** | **1.5734** | **1.2295** | **2.2900e-003** | | **0.0920** | **0.0920** | | **0.0907** | **0.0907** | **0.0000** | **198.4091** | **198.4091** | **0.0225** | **0.0000** | **198.8812** |

### Mitigated Construction Off-Site

| | ROG | NOx | CO | SO2 | Fugitive PM10 | Exhaust PM10 | PM10 Total | Fugitive PM2.5 | Exhaust PM2.5 | PM2.5 Total | Bio- CO2 | NBio- CO2 | Total CO2 | CH4 | N2O | CO2e |
|---|---|---|---|---|---|---|---|---|---|---|---|---|---|---|---|---|
| Category | tons/yr | | | | | | | | | | MT/yr | | | | | |
| Hauling | 0.0000 | 0.0000 | 0.0000 | 0.0000 | 0.0000 | 0.0000 | 0.0000 | 0.0000 | 0.0000 | 0.0000 | 0.0000 | 0.0000 | 0.0000 | 0.0000 | 0.0000 | 0.0000 |
| Vendor | 0.0000 | 0.0000 | 0.0000 | 0.0000 | 0.0000 | 0.0000 | 0.0000 | 0.0000 | 0.0000 | 0.0000 | 0.0000 | 0.0000 | 0.0000 | 0.0000 | 0.0000 | 0.0000 |
| Worker | 0.0000 | 0.0000 | 0.0000 | 0.0000 | 0.0000 | 0.0000 | 0.0000 | 0.0000 | 0.0000 | 0.0000 | 0.0000 | 0.0000 | 0.0000 | 0.0000 | 0.0000 | 0.0000 |
| **Total** | **0.0000** | **0.0000** | **0.0000** | **0.0000** | **0.0000** | **0.0000** | **0.0000** | **0.0000** | **0.0000** | **0.0000** | **0.0000** | **0.0000** | **0.0000** | **0.0000** | **0.0000** | **0.0000** |

## 3.4 Abatement & Demo Phase - 2016

### Unmitigated Construction On-Site

| | ROG | NOx | CO | SO2 | Fugitive PM10 | Exhaust PM10 | PM10 Total | Fugitive PM2.5 | Exhaust PM2.5 | PM2.5 Total | Bio- CO2 | NBio- CO2 | Total CO2 | CH4 | N2O | CO2e |
|---|---|---|---|---|---|---|---|---|---|---|---|---|---|---|---|---|
| Category | tons/yr | | | | | | | | | | MT/yr | | | | | |
| Fugitive Dust | | | | | 0.0167 | 0.0000 | 0.0167 | 2.5300e-003 | 0.0000 | 2.5300e-003 | 0.0000 | 0.0000 | 0.0000 | 0.0000 | 0.0000 | 0.0000 |
| Off-Road | 0.0107 | 0.1416 | 0.0647 | 2.1000e-004 | | 4.7500e-003 | 4.7500e-003 | | 4.3700e-003 | 4.3700e-003 | 0.0000 | 19.7222 | 19.7222 | 5.9500e-003 | 0.0000 | 19.8472 |
| **Total** | **0.0107** | **0.1416** | **0.0647** | **2.1000e-004** | **0.0167** | **4.7500e-003** | **0.0214** | **2.5300e-003** | **4.3700e-003** | **6.9000e-003** | **0.0000** | **19.7222** | **19.7222** | **5.9500e-003** | **0.0000** | **19.8472** |

### Unmitigated Construction Off-Site

| | ROG | NOx | CO | SO2 | Fugitive PM10 | Exhaust PM10 | PM10 Total | Fugitive PM2.5 | Exhaust PM2.5 | PM2.5 Total | Bio- CO2 | NBio- CO2 | Total CO2 | CH4 | N2O | CO2e |
|---|---|---|---|---|---|---|---|---|---|---|---|---|---|---|---|---|
| Category | tons/yr | | | | | | | | | | MT/yr | | | | | |
| Hauling | 1.7400e-003 | 0.0234 | 0.0191 | 6.0000e-005 | 1.3200e-003 | 3.1000e-004 | 1.6200e-003 | 3.6000e-004 | 2.8000e-004 | 6.4000e-004 | 0.0000 | 5.3825 | 5.3825 | 4.0000e-005 | 0.0000 | 5.3833 |
| Vendor | 0.0000 | 0.0000 | 0.0000 | 0.0000 | 0.0000 | 0.0000 | 0.0000 | 0.0000 | 0.0000 | 0.0000 | 0.0000 | 0.0000 | 0.0000 | 0.0000 | 0.0000 | 0.0000 |
| Worker | 1.2600e-003 | 1.8700e-003 | 0.0180 | 4.0000e-005 | 3.0000e-003 | 3.0000e-005 | 3.0200e-003 | 8.0000e-004 | 2.0000e-005 | 8.2000e-004 | 0.0000 | 2.7246 | 2.7246 | 1.5000e-004 | 0.0000 | 2.7278 |
| **Total** | **3.0000e-003** | **0.0253** | **0.0372** | **1.0000e-004** | **4.3200e-003** | **3.4000e-004** | **4.6400e-003** | **1.1600e-003** | **3.0000e-004** | **1.4600e-003** | **0.0000** | **8.1071** | **8.1071** | **1.9000e-004** | **0.0000** | **8.1112** |

## 3.4 Abatement & Demo Phase - 2016

### Mitigated Construction On-Site

| | ROG | NOx | CO | SO2 | Fugitive PM10 | Exhaust PM10 | PM10 Total | Fugitive PM2.5 | Exhaust PM2.5 | PM2.5 Total | Bio- CO2 | NBio- CO2 | Total CO2 | CH4 | N2O | CO2e |
|---|---|---|---|---|---|---|---|---|---|---|---|---|---|---|---|---|
| Category | tons/yr | | | | | | | | | | MT/yr | | | | | |
| Fugitive Dust | | | | | 0.0167 | 0.0000 | 0.0167 | 2.5300e-003 | 0.0000 | 2.5300e-003 | 0.0000 | 0.0000 | 0.0000 | 0.0000 | 0.0000 | 0.0000 |
| Off-Road | 0.0107 | 0.1416 | 0.0647 | 2.1000e-004 | | 4.7500e-003 | 4.7500e-003 | | 4.3700e-003 | 4.3700e-003 | 0.0000 | 19.7222 | 19.7222 | 5.9500e-003 | 0.0000 | 19.8471 |
| **Total** | **0.0107** | **0.1416** | **0.0647** | **2.1000e-004** | **0.0167** | **4.7500e-003** | **0.0214** | **2.5300e-003** | **4.3700e-003** | **6.9000e-003** | **0.0000** | **19.7222** | **19.7222** | **5.9500e-003** | **0.0000** | **19.8471** |

### Mitigated Construction Off-Site

| | ROG | NOx | CO | SO2 | Fugitive PM10 | Exhaust PM10 | PM10 Total | Fugitive PM2.5 | Exhaust PM2.5 | PM2.5 Total | Bio- CO2 | NBio- CO2 | Total CO2 | CH4 | N2O | CO2e |
|---|---|---|---|---|---|---|---|---|---|---|---|---|---|---|---|---|
| Category | tons/yr | | | | | | | | | | MT/yr | | | | | |
| Hauling | 1.7400e-003 | 0.0234 | 0.0191 | 6.0000e-005 | 1.3200e-003 | 3.1000e-004 | 1.6200e-003 | 3.6000e-004 | 2.8000e-004 | 6.4000e-004 | 0.0000 | 5.3825 | 5.3825 | 4.0000e-005 | 0.0000 | 5.3833 |
| Vendor | 0.0000 | 0.0000 | 0.0000 | 0.0000 | 0.0000 | 0.0000 | 0.0000 | 0.0000 | 0.0000 | 0.0000 | 0.0000 | 0.0000 | 0.0000 | 0.0000 | 0.0000 | 0.0000 |
| Worker | 1.2600e-003 | 1.8700e-003 | 0.0180 | 4.0000e-005 | 3.0000e-003 | 3.0000e-005 | 3.0200e-003 | 8.0000e-004 | 2.0000e-005 | 8.2000e-004 | 0.0000 | 2.7246 | 2.7246 | 1.5000e-004 | 0.0000 | 2.7278 |
| **Total** | **3.0000e-003** | **0.0253** | **0.0372** | **1.0000e-004** | **4.3200e-003** | **3.4000e-004** | **4.6400e-003** | **1.1600e-003** | **3.0000e-004** | **1.4600e-003** | **0.0000** | **8.1071** | **8.1071** | **1.9000e-004** | **0.0000** | **8.1112** |

## 3.5 Mass Exc - 2016

### Unmitigated Construction On-Site

| | ROG | NOx | CO | SO2 | Fugitive PM10 | Exhaust PM10 | PM10 Total | Fugitive PM2.5 | Exhaust PM2.5 | PM2.5 Total | Bio- CO2 | NBio- CO2 | Total CO2 | CH4 | N2O | CO2e |
|---|---|---|---|---|---|---|---|---|---|---|---|---|---|---|---|---|
| Category | tons/yr | | | | | | | | | | MT/yr | | | | | |
| Off-Road | 4.8500e-003 | 0.0644 | 0.0294 | 1.0000e-004 | | 2.1600e-003 | 2.1600e-003 | | 1.9900e-003 | 1.9900e-003 | 0.0000 | 8.9647 | 8.9647 | 2.7000e-003 | 0.0000 | 9.0214 |
| **Total** | **4.8500e-003** | **0.0644** | **0.0294** | **1.0000e-004** | | **2.1600e-003** | **2.1600e-003** | | **1.9900e-003** | **1.9900e-003** | **0.0000** | **8.9647** | **8.9647** | **2.7000e-003** | **0.0000** | **9.0214** |

### Unmitigated Construction Off-Site

| | ROG | NOx | CO | SO2 | Fugitive PM10 | Exhaust PM10 | PM10 Total | Fugitive PM2.5 | Exhaust PM2.5 | PM2.5 Total | Bio- CO2 | NBio- CO2 | Total CO2 | CH4 | N2O | CO2e |
|---|---|---|---|---|---|---|---|---|---|---|---|---|---|---|---|---|
| Category | tons/yr | | | | | | | | | | MT/yr | | | | | |
| Hauling | 6.9700e-003 | 0.0937 | 0.0766 | 2.4000e-004 | 6.4600e-003 | 1.2300e-003 | 7.6800e-003 | 1.7400e-003 | 1.1300e-003 | 2.8700e-003 | 0.0000 | 21.5512 | 21.5512 | 1.6000e-004 | 0.0000 | 21.5546 |
| Vendor | 0.0000 | 0.0000 | 0.0000 | 0.0000 | 0.0000 | 0.0000 | 0.0000 | 0.0000 | 0.0000 | 0.0000 | 0.0000 | 0.0000 | 0.0000 | 0.0000 | 0.0000 | 0.0000 |
| Worker | 3.8000e-004 | 5.7000e-004 | 5.4600e-003 | 1.0000e-005 | 9.1000e-004 | 1.0000e-005 | 9.2000e-004 | 2.4000e-004 | 1.0000e-005 | 2.5000e-004 | 0.0000 | 0.8256 | 0.8256 | 5.0000e-005 | 0.0000 | 0.8266 |
| **Total** | **7.3500e-003** | **0.0943** | **0.0820** | **2.5000e-004** | **7.3700e-003** | **1.2400e-003** | **8.6000e-003** | **1.9800e-003** | **1.1400e-003** | **3.1200e-003** | **0.0000** | **22.3769** | **22.3769** | **2.1000e-004** | **0.0000** | **22.3812** |

## 3.5 Mass Exc - 2016

### Mitigated Construction On-Site

| | ROG | NOx | CO | SO2 | Fugitive PM10 | Exhaust PM10 | PM10 Total | Fugitive PM2.5 | Exhaust PM2.5 | PM2.5 Total | Bio- CO2 | NBio- CO2 | Total CO2 | CH4 | N2O | CO2e |
|---|---|---|---|---|---|---|---|---|---|---|---|---|---|---|---|---|
| Category | tons/yr | | | | | | | | | | MT/yr | | | | | |
| Off-Road | 4.8500e-003 | 0.0644 | 0.0294 | 1.0000e-004 | | 2.1600e-003 | 2.1600e-003 | | 1.9900e-003 | 1.9900e-003 | 0.0000 | 8.9646 | 8.9646 | 2.7000e-003 | 0.0000 | 9.0214 |
| **Total** | **4.8500e-003** | **0.0644** | **0.0294** | **1.0000e-004** | | **2.1600e-003** | **2.1600e-003** | | **1.9900e-003** | **1.9900e-003** | **0.0000** | **8.9646** | **8.9646** | **2.7000e-003** | **0.0000** | **9.0214** |

### Mitigated Construction Off-Site

| | ROG | NOx | CO | SO2 | Fugitive PM10 | Exhaust PM10 | PM10 Total | Fugitive PM2.5 | Exhaust PM2.5 | PM2.5 Total | Bio- CO2 | NBio- CO2 | Total CO2 | CH4 | N2O | CO2e |
|---|---|---|---|---|---|---|---|---|---|---|---|---|---|---|---|---|
| Category | tons/yr | | | | | | | | | | MT/yr | | | | | |
| Hauling | 6.9700e-003 | 0.0937 | 0.0766 | 2.4000e-004 | 6.4600e-003 | 1.2300e-003 | 7.6800e-003 | 1.7400e-003 | 1.1300e-003 | 2.8700e-003 | 0.0000 | 21.5512 | 21.5512 | 1.6000e-004 | 0.0000 | 21.5546 |
| Vendor | 0.0000 | 0.0000 | 0.0000 | 0.0000 | 0.0000 | 0.0000 | 0.0000 | 0.0000 | 0.0000 | 0.0000 | 0.0000 | 0.0000 | 0.0000 | 0.0000 | 0.0000 | 0.0000 |
| Worker | 3.8000e-004 | 5.7000e-004 | 5.4600e-003 | 1.0000e-005 | 9.1000e-004 | 1.0000e-005 | 9.2000e-004 | 2.4000e-004 | 1.0000e-005 | 2.5000e-004 | 0.0000 | 0.8256 | 0.8256 | 5.0000e-005 | 0.0000 | 0.8266 |
| **Total** | **7.3500e-003** | **0.0943** | **0.0820** | **2.5000e-004** | **7.3700e-003** | **1.2400e-003** | **8.6000e-003** | **1.9800e-003** | **1.1400e-003** | **3.1200e-003** | **0.0000** | **22.3769** | **22.3769** | **2.1000e-004** | **0.0000** | **22.3812** |

## 3.5 Mass Exc - 2017

### Unmitigated Construction On-Site

| | ROG | NOx | CO | SO2 | Fugitive PM10 | Exhaust PM10 | PM10 Total | Fugitive PM2.5 | Exhaust PM2.5 | PM2.5 Total | Bio- CO2 | NBio- CO2 | Total CO2 | CH4 | N2O | CO2e |
|---|---|---|---|---|---|---|---|---|---|---|---|---|---|---|---|---|
| Category | tons/yr | | | | | | | | | | MT/yr | | | | | |
| Off-Road | 1.3800e-003 | 0.0175 | 8.5800e-003 | 3.0000e-005 | | 5.9000e-004 | 5.9000e-004 | | 5.5000e-004 | 5.5000e-004 | 0.0000 | 2.6478 | 2.6478 | 8.1000e-004 | 0.0000 | 2.6648 |
| **Total** | **1.3800e-003** | **0.0175** | **8.5800e-003** | **3.0000e-005** | | **5.9000e-004** | **5.9000e-004** | | **5.5000e-004** | **5.5000e-004** | **0.0000** | **2.6478** | **2.6478** | **8.1000e-004** | **0.0000** | **2.6648** |

### Unmitigated Construction Off-Site

| | ROG | NOx | CO | SO2 | Fugitive PM10 | Exhaust PM10 | PM10 Total | Fugitive PM2.5 | Exhaust PM2.5 | PM2.5 Total | Bio- CO2 | NBio- CO2 | Total CO2 | CH4 | N2O | CO2e |
|---|---|---|---|---|---|---|---|---|---|---|---|---|---|---|---|---|
| Category | tons/yr | | | | | | | | | | MT/yr | | | | | |
| Hauling | 2.0000e-003 | 0.0252 | 0.0223 | 7.0000e-005 | 5.5300e-003 | 3.2000e-004 | 5.8600e-003 | 1.4000e-003 | 3.0000e-004 | 1.7000e-003 | 0.0000 | 6.3546 | 6.3546 | 5.0000e-005 | 0.0000 | 6.3556 |
| Vendor | 0.0000 | 0.0000 | 0.0000 | 0.0000 | 0.0000 | 0.0000 | 0.0000 | 0.0000 | 0.0000 | 0.0000 | 0.0000 | 0.0000 | 0.0000 | 0.0000 | 0.0000 | 0.0000 |
| Worker | 1.0000e-004 | 1.5000e-004 | 1.4600e-003 | 0.0000 | 2.7000e-004 | 0.0000 | 2.7000e-004 | 7.0000e-005 | 0.0000 | 7.0000e-005 | 0.0000 | 0.2383 | 0.2383 | 1.0000e-005 | 0.0000 | 0.2385 |
| **Total** | **2.1000e-003** | **0.0254** | **0.0238** | **7.0000e-005** | **5.8000e-003** | **3.2000e-004** | **6.1300e-003** | **1.4700e-003** | **3.0000e-004** | **1.7700e-003** | **0.0000** | **6.5928** | **6.5928** | **6.0000e-005** | **0.0000** | **6.5941** |

## 3.5 Mass Exc - 2017

### Mitigated Construction On-Site

| | ROG | NOx | CO | SO2 | Fugitive PM10 | Exhaust PM10 | PM10 Total | Fugitive PM2.5 | Exhaust PM2.5 | PM2.5 Total | Bio- CO2 | NBio- CO2 | Total CO2 | CH4 | N2O | CO2e |
|---|---|---|---|---|---|---|---|---|---|---|---|---|---|---|---|---|
| Category | tons/yr | | | | | | | | | | MT/yr | | | | | |
| Off-Road | 1.3800e-003 | 0.0175 | 8.5800e-003 | 3.0000e-005 | | 5.9000e-004 | 5.9000e-004 | | 5.5000e-004 | 5.5000e-004 | 0.0000 | 2.6478 | 2.6478 | 8.1000e-004 | 0.0000 | 2.6648 |
| **Total** | **1.3800e-003** | **0.0175** | **8.5800e-003** | **3.0000e-005** | | **5.9000e-004** | **5.9000e-004** | | **5.5000e-004** | **5.5000e-004** | **0.0000** | **2.6478** | **2.6478** | **8.1000e-004** | **0.0000** | **2.6648** |

### Mitigated Construction Off-Site

| | ROG | NOx | CO | SO2 | Fugitive PM10 | Exhaust PM10 | PM10 Total | Fugitive PM2.5 | Exhaust PM2.5 | PM2.5 Total | Bio- CO2 | NBio- CO2 | Total CO2 | CH4 | N2O | CO2e |
|---|---|---|---|---|---|---|---|---|---|---|---|---|---|---|---|---|
| Category | tons/yr | | | | | | | | | | MT/yr | | | | | |
| Hauling | 2.0000e-003 | 0.0252 | 0.0223 | 7.0000e-005 | 5.5300e-003 | 3.2000e-004 | 5.8600e-003 | 1.4000e-003 | 3.0000e-004 | 1.7000e-003 | 0.0000 | 6.3546 | 6.3546 | 5.0000e-005 | 0.0000 | 6.3556 |
| Vendor | 0.0000 | 0.0000 | 0.0000 | 0.0000 | 0.0000 | 0.0000 | 0.0000 | 0.0000 | 0.0000 | 0.0000 | 0.0000 | 0.0000 | 0.0000 | 0.0000 | 0.0000 | 0.0000 |
| Worker | 1.0000e-004 | 1.5000e-004 | 1.4600e-003 | 0.0000 | 2.7000e-004 | 0.0000 | 2.7000e-004 | 7.0000e-005 | 0.0000 | 7.0000e-005 | 0.0000 | 0.2383 | 0.2383 | 1.0000e-005 | 0.0000 | 0.2385 |
| **Total** | **2.1000e-003** | **0.0254** | **0.0238** | **7.0000e-005** | **5.8000e-003** | **3.2000e-004** | **6.1300e-003** | **1.4700e-003** | **3.0000e-004** | **1.7700e-003** | **0.0000** | **6.5928** | **6.5928** | **6.0000e-005** | **0.0000** | **6.5941** |

## 3.6 Grade Site - 2017

### Unmitigated Construction On-Site

| | ROG | NOx | CO | SO2 | Fugitive PM10 | Exhaust PM10 | PM10 Total | Fugitive PM2.5 | Exhaust PM2.5 | PM2.5 Total | Bio- CO2 | NBio- CO2 | Total CO2 | CH4 | N2O | CO2e |
|---|---|---|---|---|---|---|---|---|---|---|---|---|---|---|---|---|
| Category | tons/yr | | | | | | | | | | MT/yr | | | | | |
| Fugitive Dust | | | | | 1.1100e-003 | 0.0000 | 1.1100e-003 | 1.4000e-004 | 0.0000 | 1.4000e-004 | 0.0000 | 0.0000 | 0.0000 | 0.0000 | 0.0000 | 0.0000 |
| Off-Road | 6.3700e-003 | 0.0775 | 0.0381 | 1.1000e-004 | | 2.9200e-003 | 2.9200e-003 | | 2.6900e-003 | 2.6900e-003 | 0.0000 | 10.5039 | 10.5039 | 3.2200e-003 | 0.0000 | 10.5715 |
| **Total** | **6.3700e-003** | **0.0775** | **0.0381** | **1.1000e-004** | **1.1100e-003** | **2.9200e-003** | **4.0300e-003** | **1.4000e-004** | **2.6900e-003** | **2.8300e-003** | **0.0000** | **10.5039** | **10.5039** | **3.2200e-003** | **0.0000** | **10.5715** |

### Unmitigated Construction Off-Site

| | ROG | NOx | CO | SO2 | Fugitive PM10 | Exhaust PM10 | PM10 Total | Fugitive PM2.5 | Exhaust PM2.5 | PM2.5 Total | Bio- CO2 | NBio- CO2 | Total CO2 | CH4 | N2O | CO2e |
|---|---|---|---|---|---|---|---|---|---|---|---|---|---|---|---|---|
| Category | tons/yr | | | | | | | | | | MT/yr | | | | | |
| Hauling | 2.4000e-004 | 2.9600e-003 | 2.6200e-003 | 1.0000e-005 | 1.9000e-004 | 4.0000e-005 | 2.2000e-004 | 5.0000e-005 | 4.0000e-005 | 9.0000e-005 | 0.0000 | 0.7461 | 0.7461 | 1.0000e-005 | 0.0000 | 0.7462 |
| Vendor | 0.0000 | 0.0000 | 0.0000 | 0.0000 | 0.0000 | 0.0000 | 0.0000 | 0.0000 | 0.0000 | 0.0000 | 0.0000 | 0.0000 | 0.0000 | 0.0000 | 0.0000 | 0.0000 |
| Worker | 3.7000e-004 | 5.6000e-004 | 5.3400e-003 | 1.0000e-005 | 1.0000e-003 | 1.0000e-005 | 1.0100e-003 | 2.7000e-004 | 1.0000e-005 | 2.7000e-004 | 0.0000 | 0.8736 | 0.8736 | 5.0000e-005 | 0.0000 | 0.8746 |
| **Total** | **6.1000e-004** | **3.5200e-003** | **7.9600e-003** | **2.0000e-005** | **1.1900e-003** | **5.0000e-005** | **1.2300e-003** | **3.2000e-004** | **5.0000e-005** | **3.6000e-004** | **0.0000** | **1.6197** | **1.6197** | **6.0000e-005** | **0.0000** | **1.6208** |

## 3.6 Grade Site - 2017

### Mitigated Construction On-Site

| | ROG | NOx | CO | SO2 | Fugitive PM10 | Exhaust PM10 | PM10 Total | Fugitive PM2.5 | Exhaust PM2.5 | PM2.5 Total | Bio- CO2 | NBio- CO2 | Total CO2 | CH4 | N2O | CO2e |
|---|---|---|---|---|---|---|---|---|---|---|---|---|---|---|---|---|
| Category | tons/yr | | | | | | | | | | MT/yr | | | | | |
| Fugitive Dust | | | | | 1.1100e-003 | 0.0000 | 1.1100e-003 | 1.4000e-004 | 0.0000 | 1.4000e-004 | 0.0000 | 0.0000 | 0.0000 | 0.0000 | 0.0000 | 0.0000 |
| Off-Road | 6.3700e-003 | 0.0775 | 0.0381 | 1.1000e-004 | | 2.9200e-003 | 2.9200e-003 | | 2.6900e-003 | 2.6900e-003 | 0.0000 | 10.5039 | 10.5039 | 3.2200e-003 | 0.0000 | 10.5715 |
| **Total** | **6.3700e-003** | **0.0775** | **0.0381** | **1.1000e-004** | **1.1100e-003** | **2.9200e-003** | **4.0300e-003** | **1.4000e-004** | **2.6900e-003** | **2.8300e-003** | **0.0000** | **10.5039** | **10.5039** | **3.2200e-003** | **0.0000** | **10.5715** |

### Mitigated Construction Off-Site

| | ROG | NOx | CO | SO2 | Fugitive PM10 | Exhaust PM10 | PM10 Total | Fugitive PM2.5 | Exhaust PM2.5 | PM2.5 Total | Bio- CO2 | NBio- CO2 | Total CO2 | CH4 | N2O | CO2e |
|---|---|---|---|---|---|---|---|---|---|---|---|---|---|---|---|---|
| Category | tons/yr | | | | | | | | | | MT/yr | | | | | |
| Hauling | 2.4000e-004 | 2.9600e-003 | 2.6200e-003 | 1.0000e-005 | 1.9000e-004 | 4.0000e-005 | 2.2000e-004 | 5.0000e-005 | 4.0000e-005 | 9.0000e-005 | 0.0000 | 0.7461 | 0.7461 | 1.0000e-005 | 0.0000 | 0.7462 |
| Vendor | 0.0000 | 0.0000 | 0.0000 | 0.0000 | 0.0000 | 0.0000 | 0.0000 | 0.0000 | 0.0000 | 0.0000 | 0.0000 | 0.0000 | 0.0000 | 0.0000 | 0.0000 | 0.0000 |
| Worker | 3.7000e-004 | 5.6000e-004 | 5.3400e-003 | 1.0000e-005 | 1.0000e-003 | 1.0000e-005 | 1.0100e-003 | 2.7000e-004 | 1.0000e-005 | 2.7000e-004 | 0.0000 | 0.8736 | 0.8736 | 5.0000e-005 | 0.0000 | 0.8746 |
| **Total** | **6.1000e-004** | **3.5200e-003** | **7.9600e-003** | **2.0000e-005** | **1.1900e-003** | **5.0000e-005** | **1.2300e-003** | **3.2000e-004** | **5.0000e-005** | **3.6000e-004** | **0.0000** | **1.6197** | **1.6197** | **6.0000e-005** | **0.0000** | **1.6208** |

## 3.7 Sub-slab Utilities - 2017

### Unmitigated Construction On-Site

| | ROG | NOx | CO | SO2 | Fugitive PM10 | Exhaust PM10 | PM10 Total | Fugitive PM2.5 | Exhaust PM2.5 | PM2.5 Total | Bio- CO2 | NBio- CO2 | Total CO2 | CH4 | N2O | CO2e |
|---|---|---|---|---|---|---|---|---|---|---|---|---|---|---|---|---|
| Category | tons/yr | | | | | | | | | | MT/yr | | | | | |
| Off-Road | 9.6600e-003 | 0.1227 | 0.0601 | 2.0000e-004 | | 4.1500e-003 | 4.1500e-003 | | 3.8200e-003 | 3.8200e-003 | 0.0000 | 18.5345 | 18.5345 | 5.6800e-003 | 0.0000 | 18.6538 |
| **Total** | **9.6600e-003** | **0.1227** | **0.0601** | **2.0000e-004** | | **4.1500e-003** | **4.1500e-003** | | **3.8200e-003** | **3.8200e-003** | **0.0000** | **18.5345** | **18.5345** | **5.6800e-003** | **0.0000** | **18.6538** |

### Unmitigated Construction Off-Site

| | ROG | NOx | CO | SO2 | Fugitive PM10 | Exhaust PM10 | PM10 Total | Fugitive PM2.5 | Exhaust PM2.5 | PM2.5 Total | Bio- CO2 | NBio- CO2 | Total CO2 | CH4 | N2O | CO2e |
|---|---|---|---|---|---|---|---|---|---|---|---|---|---|---|---|---|
| Category | tons/yr | | | | | | | | | | MT/yr | | | | | |
| Hauling | 4.5000e-004 | 5.6500e-003 | 5.0000e-003 | 2.0000e-005 | 3.5000e-004 | 7.0000e-005 | 4.3000e-004 | 1.0000e-004 | 7.0000e-005 | 1.6000e-004 | 0.0000 | 1.4243 | 1.4243 | 1.0000e-005 | 0.0000 | 1.4245 |
| Vendor | 0.0000 | 0.0000 | 0.0000 | 0.0000 | 0.0000 | 0.0000 | 0.0000 | 0.0000 | 0.0000 | 0.0000 | 0.0000 | 0.0000 | 0.0000 | 0.0000 | 0.0000 | 0.0000 |
| Worker | 5.6900e-003 | 8.5100e-003 | 0.0816 | 1.8000e-004 | 0.0153 | 1.2000e-004 | 0.0154 | 4.0600e-003 | 1.1000e-004 | 4.1700e-003 | 0.0000 | 13.3423 | 13.3423 | 7.2000e-004 | 0.0000 | 13.3574 |
| **Total** | **6.1400e-003** | **0.0142** | **0.0866** | **2.0000e-004** | **0.0156** | **1.9000e-004** | **0.0158** | **4.1600e-003** | **1.8000e-004** | **4.3300e-003** | **0.0000** | **14.7666** | **14.7666** | **7.3000e-004** | **0.0000** | **14.7819** |

## 3.7 Sub-slab Utilities - 2017

### Mitigated Construction On-Site

| | ROG | NOx | CO | SO2 | Fugitive PM10 | Exhaust PM10 | PM10 Total | Fugitive PM2.5 | Exhaust PM2.5 | PM2.5 Total | Bio- CO2 | NBio- CO2 | Total CO2 | CH4 | N2O | CO2e |
|---|---|---|---|---|---|---|---|---|---|---|---|---|---|---|---|---|
| Category | tons/yr | | | | | | | | | | MT/yr | | | | | |
| Off-Road | 9.6600e-003 | 0.1227 | 0.0601 | 2.0000e-004 | | 4.1500e-003 | 4.1500e-003 | | 3.8200e-003 | 3.8200e-003 | 0.0000 | 18.5345 | 18.5345 | 5.6800e-003 | 0.0000 | 18.6538 |
| **Total** | **9.6600e-003** | **0.1227** | **0.0601** | **2.0000e-004** | | **4.1500e-003** | **4.1500e-003** | | **3.8200e-003** | **3.8200e-003** | **0.0000** | **18.5345** | **18.5345** | **5.6800e-003** | **0.0000** | **18.6538** |

### Mitigated Construction Off-Site

| | ROG | NOx | CO | SO2 | Fugitive PM10 | Exhaust PM10 | PM10 Total | Fugitive PM2.5 | Exhaust PM2.5 | PM2.5 Total | Bio- CO2 | NBio- CO2 | Total CO2 | CH4 | N2O | CO2e |
|---|---|---|---|---|---|---|---|---|---|---|---|---|---|---|---|---|
| Category | tons/yr | | | | | | | | | | MT/yr | | | | | |
| Hauling | 4.5000e-004 | 5.6500e-003 | 5.0000e-003 | 2.0000e-005 | 3.5000e-004 | 7.0000e-005 | 4.3000e-004 | 1.0000e-004 | 7.0000e-005 | 1.6000e-004 | 0.0000 | 1.4243 | 1.4243 | 1.0000e-005 | 0.0000 | 1.4245 |
| Vendor | 0.0000 | 0.0000 | 0.0000 | 0.0000 | 0.0000 | 0.0000 | 0.0000 | 0.0000 | 0.0000 | 0.0000 | 0.0000 | 0.0000 | 0.0000 | 0.0000 | 0.0000 | 0.0000 |
| Worker | 5.6900e-003 | 8.5100e-003 | 0.0816 | 1.8000e-004 | 0.0153 | 1.2000e-004 | 0.0154 | 4.0600e-003 | 1.1000e-004 | 4.1700e-003 | 0.0000 | 13.3423 | 13.3423 | 7.2000e-004 | 0.0000 | 13.3574 |
| **Total** | **6.1400e-003** | **0.0142** | **0.0866** | **2.0000e-004** | **0.0156** | **1.9000e-004** | **0.0158** | **4.1600e-003** | **1.8000e-004** | **4.3300e-003** | **0.0000** | **14.7666** | **14.7666** | **7.3000e-004** | **0.0000** | **14.7819** |

## 3.8 F/R/P SOG - 2017

### Unmitigated Construction On-Site

| | ROG | NOx | CO | SO2 | Fugitive PM10 | Exhaust PM10 | PM10 Total | Fugitive PM2.5 | Exhaust PM2.5 | PM2.5 Total | Bio- CO2 | NBio- CO2 | Total CO2 | CH4 | N2O | CO2e |
|---|---|---|---|---|---|---|---|---|---|---|---|---|---|---|---|---|
| Category | tons/yr | | | | | | | | | | MT/yr | | | | | |
| Off-Road | 0.0000 | 0.0000 | 0.0000 | 0.0000 | | 0.0000 | 0.0000 | | 0.0000 | 0.0000 | 0.0000 | 0.0000 | 0.0000 | 0.0000 | 0.0000 | 0.0000 |
| **Total** | **0.0000** | **0.0000** | **0.0000** | **0.0000** | | **0.0000** | **0.0000** | | **0.0000** | **0.0000** | **0.0000** | **0.0000** | **0.0000** | **0.0000** | **0.0000** | **0.0000** |

### Unmitigated Construction Off-Site

| | ROG | NOx | CO | SO2 | Fugitive PM10 | Exhaust PM10 | PM10 Total | Fugitive PM2.5 | Exhaust PM2.5 | PM2.5 Total | Bio- CO2 | NBio- CO2 | Total CO2 | CH4 | N2O | CO2e |
|---|---|---|---|---|---|---|---|---|---|---|---|---|---|---|---|---|
| Category | tons/yr | | | | | | | | | | MT/yr | | | | | |
| Hauling | 9.0000e-004 | 0.0113 | 0.0100 | 3.0000e-005 | 7.1000e-004 | 1.5000e-004 | 8.5000e-004 | 1.9000e-004 | 1.3000e-004 | 3.3000e-004 | 0.0000 | 2.8486 | 2.8486 | 2.0000e-005 | 0.0000 | 2.8490 |
| Vendor | 0.0000 | 0.0000 | 0.0000 | 0.0000 | 0.0000 | 0.0000 | 0.0000 | 0.0000 | 0.0000 | 0.0000 | 0.0000 | 0.0000 | 0.0000 | 0.0000 | 0.0000 | 0.0000 |
| Worker | 5.6900e-003 | 8.5100e-003 | 0.0816 | 1.8000e-004 | 0.0153 | 1.2000e-004 | 0.0154 | 4.0600e-003 | 1.1000e-004 | 4.1700e-003 | 0.0000 | 13.3423 | 13.3423 | 7.2000e-004 | 0.0000 | 13.3574 |
| **Total** | **6.5900e-003** | **0.0198** | **0.0916** | **2.1000e-004** | **0.0160** | **2.7000e-004** | **0.0162** | **4.2500e-003** | **2.4000e-004** | **4.5000e-003** | **0.0000** | **16.1910** | **16.1910** | **7.4000e-004** | **0.0000** | **16.2064** |

## 3.8 F/R/P SOG - 2017

### Mitigated Construction On-Site

| | ROG | NOx | CO | SO2 | Fugitive PM10 | Exhaust PM10 | PM10 Total | Fugitive PM2.5 | Exhaust PM2.5 | PM2.5 Total | Bio- CO2 | NBio- CO2 | Total CO2 | CH4 | N2O | CO2e |
|---|---|---|---|---|---|---|---|---|---|---|---|---|---|---|---|---|
| Category | tons/yr | | | | | | | | | | MT/yr | | | | | |
| Off-Road | 0.0000 | 0.0000 | 0.0000 | 0.0000 | | 0.0000 | 0.0000 | | 0.0000 | 0.0000 | 0.0000 | 0.0000 | 0.0000 | 0.0000 | 0.0000 | 0.0000 |
| **Total** | **0.0000** | **0.0000** | **0.0000** | **0.0000** | | **0.0000** | **0.0000** | | **0.0000** | **0.0000** | **0.0000** | **0.0000** | **0.0000** | **0.0000** | **0.0000** | **0.0000** |

### Mitigated Construction Off-Site

| | ROG | NOx | CO | SO2 | Fugitive PM10 | Exhaust PM10 | PM10 Total | Fugitive PM2.5 | Exhaust PM2.5 | PM2.5 Total | Bio- CO2 | NBio- CO2 | Total CO2 | CH4 | N2O | CO2e |
|---|---|---|---|---|---|---|---|---|---|---|---|---|---|---|---|---|
| Category | tons/yr | | | | | | | | | | MT/yr | | | | | |
| Hauling | 9.0000e-004 | 0.0113 | 0.0100 | 3.0000e-005 | 7.1000e-004 | 1.5000e-004 | 8.5000e-004 | 1.9000e-004 | 1.3000e-004 | 3.3000e-004 | 0.0000 | 2.8486 | 2.8486 | 2.0000e-005 | 0.0000 | 2.8490 |
| Vendor | 0.0000 | 0.0000 | 0.0000 | 0.0000 | 0.0000 | 0.0000 | 0.0000 | 0.0000 | 0.0000 | 0.0000 | 0.0000 | 0.0000 | 0.0000 | 0.0000 | 0.0000 | 0.0000 |
| Worker | 5.6900e-003 | 8.5100e-003 | 0.0816 | 1.8000e-004 | 0.0153 | 1.2000e-004 | 0.0154 | 4.0600e-003 | 1.1000e-004 | 4.1700e-003 | 0.0000 | 13.3423 | 13.3423 | 7.2000e-004 | 0.0000 | 13.3574 |
| **Total** | **6.5900e-003** | **0.0198** | **0.0916** | **2.1000e-004** | **0.0160** | **2.7000e-004** | **0.0162** | **4.2500e-003** | **2.4000e-004** | **4.5000e-003** | **0.0000** | **16.1910** | **16.1910** | **7.4000e-004** | **0.0000** | **16.2064** |

## 3.9 1st Floor Deck Shoring - 2017

### Unmitigated Construction On-Site

| | ROG | NOx | CO | SO2 | Fugitive PM10 | Exhaust PM10 | PM10 Total | Fugitive PM2.5 | Exhaust PM2.5 | PM2.5 Total | Bio- CO2 | NBio- CO2 | Total CO2 | CH4 | N2O | CO2e |
|---|---|---|---|---|---|---|---|---|---|---|---|---|---|---|---|---|
| Category | tons/yr | | | | | | | | | | MT/yr | | | | | |
| Off-Road | 3.2900e-003 | 0.0479 | 0.0209 | 9.0000e-005 | | 1.3800e-003 | 1.3800e-003 | | 1.2700e-003 | 1.2700e-003 | 0.0000 | 8.5091 | 8.5091 | 2.6100e-003 | 0.0000 | 8.5638 |
| **Total** | **3.2900e-003** | **0.0479** | **0.0209** | **9.0000e-005** | | **1.3800e-003** | **1.3800e-003** | | **1.2700e-003** | **1.2700e-003** | **0.0000** | **8.5091** | **8.5091** | **2.6100e-003** | **0.0000** | **8.5638** |

### Unmitigated Construction Off-Site

| | ROG | NOx | CO | SO2 | Fugitive PM10 | Exhaust PM10 | PM10 Total | Fugitive PM2.5 | Exhaust PM2.5 | PM2.5 Total | Bio- CO2 | NBio- CO2 | Total CO2 | CH4 | N2O | CO2e |
|---|---|---|---|---|---|---|---|---|---|---|---|---|---|---|---|---|
| Category | tons/yr | | | | | | | | | | MT/yr | | | | | |
| Hauling | 4.5000e-004 | 5.6500e-003 | 5.0000e-003 | 2.0000e-005 | 3.5000e-004 | 7.0000e-005 | 4.3000e-004 | 1.0000e-004 | 7.0000e-005 | 1.6000e-004 | 0.0000 | 1.4243 | 1.4243 | 1.0000e-005 | 0.0000 | 1.4245 |
| Vendor | 0.0000 | 0.0000 | 0.0000 | 0.0000 | 0.0000 | 0.0000 | 0.0000 | 0.0000 | 0.0000 | 0.0000 | 0.0000 | 0.0000 | 0.0000 | 0.0000 | 0.0000 | 0.0000 |
| Worker | 5.6900e-003 | 8.5100e-003 | 0.0816 | 1.8000e-004 | 0.0153 | 1.2000e-004 | 0.0154 | 4.0600e-003 | 1.1000e-004 | 4.1700e-003 | 0.0000 | 13.3423 | 13.3423 | 7.2000e-004 | 0.0000 | 13.3574 |
| **Total** | **6.1400e-003** | **0.0142** | **0.0866** | **2.0000e-004** | **0.0156** | **1.9000e-004** | **0.0158** | **4.1600e-003** | **1.8000e-004** | **4.3300e-003** | **0.0000** | **14.7666** | **14.7666** | **7.3000e-004** | **0.0000** | **14.7819** |

## 3.9 1st Floor Deck Shoring - 2017

### Mitigated Construction On-Site

| | ROG | NOx | CO | SO2 | Fugitive PM10 | Exhaust PM10 | PM10 Total | Fugitive PM2.5 | Exhaust PM2.5 | PM2.5 Total | Bio- CO2 | NBio- CO2 | Total CO2 | CH4 | N2O | CO2e |
|---|---|---|---|---|---|---|---|---|---|---|---|---|---|---|---|---|
| Category | tons/yr | | | | | | | | | | MT/yr | | | | | |
| Off-Road | 3.2900e-003 | 0.0479 | 0.0209 | 9.0000e-005 | | 1.3800e-003 | 1.3800e-003 | | 1.2700e-003 | 1.2700e-003 | 0.0000 | 8.5091 | 8.5091 | 2.6100e-003 | 0.0000 | 8.5638 |
| **Total** | **3.2900e-003** | **0.0479** | **0.0209** | **9.0000e-005** | | **1.3800e-003** | **1.3800e-003** | | **1.2700e-003** | **1.2700e-003** | **0.0000** | **8.5091** | **8.5091** | **2.6100e-003** | **0.0000** | **8.5638** |

### Mitigated Construction Off-Site

| | ROG | NOx | CO | SO2 | Fugitive PM10 | Exhaust PM10 | PM10 Total | Fugitive PM2.5 | Exhaust PM2.5 | PM2.5 Total | Bio- CO2 | NBio- CO2 | Total CO2 | CH4 | N2O | CO2e |
|---|---|---|---|---|---|---|---|---|---|---|---|---|---|---|---|---|
| Category | tons/yr | | | | | | | | | | MT/yr | | | | | |
| Hauling | 4.5000e-004 | 5.6500e-003 | 5.0000e-003 | 2.0000e-005 | 3.5000e-004 | 7.0000e-005 | 4.3000e-004 | 1.0000e-004 | 7.0000e-005 | 1.6000e-004 | 0.0000 | 1.4243 | 1.4243 | 1.0000e-005 | 0.0000 | 1.4245 |
| Vendor | 0.0000 | 0.0000 | 0.0000 | 0.0000 | 0.0000 | 0.0000 | 0.0000 | 0.0000 | 0.0000 | 0.0000 | 0.0000 | 0.0000 | 0.0000 | 0.0000 | 0.0000 | 0.0000 |
| Worker | 5.6900e-003 | 8.5100e-003 | 0.0816 | 1.8000e-004 | 0.0153 | 1.2000e-004 | 0.0154 | 4.0600e-003 | 1.1000e-004 | 4.1700e-003 | 0.0000 | 13.3423 | 13.3423 | 7.2000e-004 | 0.0000 | 13.3574 |
| **Total** | **6.1400e-003** | **0.0142** | **0.0866** | **2.0000e-004** | **0.0156** | **1.9000e-004** | **0.0158** | **4.1600e-003** | **1.8000e-004** | **4.3300e-003** | **0.0000** | **14.7666** | **14.7666** | **7.3000e-004** | **0.0000** | **14.7819** |

## 3.10 F/R/P 1st Floor Deck - 2017

### Unmitigated Construction On-Site

| | ROG | NOx | CO | SO2 | Fugitive PM10 | Exhaust PM10 | PM10 Total | Fugitive PM2.5 | Exhaust PM2.5 | PM2.5 Total | Bio- CO2 | NBio- CO2 | Total CO2 | CH4 | N2O | CO2e |
|---|---|---|---|---|---|---|---|---|---|---|---|---|---|---|---|---|
| Category | tons/yr | | | | | | | | | | MT/yr | | | | | |
| Off-Road | 0.0000 | 0.0000 | 0.0000 | 0.0000 | | 0.0000 | 0.0000 | | 0.0000 | 0.0000 | 0.0000 | 0.0000 | 0.0000 | 0.0000 | 0.0000 | 0.0000 |
| **Total** | **0.0000** | **0.0000** | **0.0000** | **0.0000** | | **0.0000** | **0.0000** | | **0.0000** | **0.0000** | **0.0000** | **0.0000** | **0.0000** | **0.0000** | **0.0000** | **0.0000** |

### Unmitigated Construction Off-Site

| | ROG | NOx | CO | SO2 | Fugitive PM10 | Exhaust PM10 | PM10 Total | Fugitive PM2.5 | Exhaust PM2.5 | PM2.5 Total | Bio- CO2 | NBio- CO2 | Total CO2 | CH4 | N2O | CO2e |
|---|---|---|---|---|---|---|---|---|---|---|---|---|---|---|---|---|
| Category | tons/yr | | | | | | | | | | MT/yr | | | | | |
| Hauling | 9.0000e-004 | 0.0113 | 0.0100 | 3.0000e-005 | 7.1000e-004 | 1.5000e-004 | 8.5000e-004 | 1.9000e-004 | 1.3000e-004 | 3.3000e-004 | 0.0000 | 2.8486 | 2.8486 | 2.0000e-005 | 0.0000 | 2.8490 |
| Vendor | 0.0000 | 0.0000 | 0.0000 | 0.0000 | 0.0000 | 0.0000 | 0.0000 | 0.0000 | 0.0000 | 0.0000 | 0.0000 | 0.0000 | 0.0000 | 0.0000 | 0.0000 | 0.0000 |
| Worker | 5.6900e-003 | 8.5100e-003 | 0.0816 | 1.8000e-004 | 0.0153 | 1.2000e-004 | 0.0154 | 4.0600e-003 | 1.1000e-004 | 4.1700e-003 | 0.0000 | 13.3423 | 13.3423 | 7.2000e-004 | 0.0000 | 13.3574 |
| **Total** | **6.5900e-003** | **0.0198** | **0.0916** | **2.1000e-004** | **0.0160** | **2.7000e-004** | **0.0162** | **4.2500e-003** | **2.4000e-004** | **4.5000e-003** | **0.0000** | **16.1910** | **16.1910** | **7.4000e-004** | **0.0000** | **16.2064** |

## 3.10 F/R/P 1st Floor Deck - 2017

### Mitigated Construction On-Site

| | ROG | NOx | CO | SO2 | Fugitive PM10 | Exhaust PM10 | PM10 Total | Fugitive PM2.5 | Exhaust PM2.5 | PM2.5 Total | Bio- CO2 | NBio- CO2 | Total CO2 | CH4 | N2O | CO2e |
|---|---|---|---|---|---|---|---|---|---|---|---|---|---|---|---|---|
| Category | tons/yr | | | | | | | | | | MT/yr | | | | | |
| Off-Road | 0.0000 | 0.0000 | 0.0000 | 0.0000 | | 0.0000 | 0.0000 | | 0.0000 | 0.0000 | 0.0000 | 0.0000 | 0.0000 | 0.0000 | 0.0000 | 0.0000 |
| **Total** | **0.0000** | **0.0000** | **0.0000** | **0.0000** | | **0.0000** | **0.0000** | | **0.0000** | **0.0000** | **0.0000** | **0.0000** | **0.0000** | **0.0000** | **0.0000** | **0.0000** |

### Mitigated Construction Off-Site

| | ROG | NOx | CO | SO2 | Fugitive PM10 | Exhaust PM10 | PM10 Total | Fugitive PM2.5 | Exhaust PM2.5 | PM2.5 Total | Bio- CO2 | NBio- CO2 | Total CO2 | CH4 | N2O | CO2e |
|---|---|---|---|---|---|---|---|---|---|---|---|---|---|---|---|---|
| Category | tons/yr | | | | | | | | | | MT/yr | | | | | |
| Hauling | 9.0000e-004 | 0.0113 | 0.0100 | 3.0000e-005 | 7.1000e-004 | 1.5000e-004 | 8.5000e-004 | 1.9000e-004 | 1.3000e-004 | 3.3000e-004 | 0.0000 | 2.8486 | 2.8486 | 2.0000e-005 | 0.0000 | 2.8490 |
| Vendor | 0.0000 | 0.0000 | 0.0000 | 0.0000 | 0.0000 | 0.0000 | 0.0000 | 0.0000 | 0.0000 | 0.0000 | 0.0000 | 0.0000 | 0.0000 | 0.0000 | 0.0000 | 0.0000 |
| Worker | 5.6900e-003 | 8.5100e-003 | 0.0816 | 1.8000e-004 | 0.0153 | 1.2000e-004 | 0.0154 | 4.0600e-003 | 1.1000e-004 | 4.1700e-003 | 0.0000 | 13.3423 | 13.3423 | 7.2000e-004 | 0.0000 | 13.3574 |
| **Total** | **6.5900e-003** | **0.0198** | **0.0916** | **2.1000e-004** | **0.0160** | **2.7000e-004** | **0.0162** | **4.2500e-003** | **2.4000e-004** | **4.5000e-003** | **0.0000** | **16.1910** | **16.1910** | **7.4000e-004** | **0.0000** | **16.2064** |

## 3.11 F/R/P 1st Floor Columns & Walls - 2017

### Unmitigated Construction On-Site

| | ROG | NOx | CO | SO2 | Fugitive PM10 | Exhaust PM10 | PM10 Total | Fugitive PM2.5 | Exhaust PM2.5 | PM2.5 Total | Bio- CO2 | NBio- CO2 | Total CO2 | CH4 | N2O | CO2e |
|---|---|---|---|---|---|---|---|---|---|---|---|---|---|---|---|---|
| Category | tons/yr | | | | | | | | | | MT/yr | | | | | |
| Off-Road | 0.0000 | 0.0000 | 0.0000 | 0.0000 | | 0.0000 | 0.0000 | | 0.0000 | 0.0000 | 0.0000 | 0.0000 | 0.0000 | 0.0000 | 0.0000 | 0.0000 |
| **Total** | **0.0000** | **0.0000** | **0.0000** | **0.0000** | | **0.0000** | **0.0000** | | **0.0000** | **0.0000** | **0.0000** | **0.0000** | **0.0000** | **0.0000** | **0.0000** | **0.0000** |

### Unmitigated Construction Off-Site

| | ROG | NOx | CO | SO2 | Fugitive PM10 | Exhaust PM10 | PM10 Total | Fugitive PM2.5 | Exhaust PM2.5 | PM2.5 Total | Bio- CO2 | NBio- CO2 | Total CO2 | CH4 | N2O | CO2e |
|---|---|---|---|---|---|---|---|---|---|---|---|---|---|---|---|---|
| Category | tons/yr | | | | | | | | | | MT/yr | | | | | |
| Hauling | 4.5000e-004 | 5.6500e-003 | 5.0000e-003 | 2.0000e-005 | 3.5000e-004 | 7.0000e-005 | 4.3000e-004 | 1.0000e-004 | 7.0000e-005 | 1.6000e-004 | 0.0000 | 1.4243 | 1.4243 | 1.0000e-005 | 0.0000 | 1.4245 |
| Vendor | 0.0000 | 0.0000 | 0.0000 | 0.0000 | 0.0000 | 0.0000 | 0.0000 | 0.0000 | 0.0000 | 0.0000 | 0.0000 | 0.0000 | 0.0000 | 0.0000 | 0.0000 | 0.0000 |
| Worker | 5.6900e-003 | 8.5100e-003 | 0.0816 | 1.8000e-004 | 0.0153 | 1.2000e-004 | 0.0154 | 4.0600e-003 | 1.1000e-004 | 4.1700e-003 | 0.0000 | 13.3423 | 13.3423 | 7.2000e-004 | 0.0000 | 13.3574 |
| **Total** | **6.1400e-003** | **0.0142** | **0.0866** | **2.0000e-004** | **0.0156** | **1.9000e-004** | **0.0158** | **4.1600e-003** | **1.8000e-004** | **4.3300e-003** | **0.0000** | **14.7666** | **14.7666** | **7.3000e-004** | **0.0000** | **14.7819** |

## 3.11 F/R/P 1st Floor Columns & Walls - 2017

### Mitigated Construction On-Site

| | ROG | NOx | CO | SO2 | Fugitive PM10 | Exhaust PM10 | PM10 Total | Fugitive PM2.5 | Exhaust PM2.5 | PM2.5 Total | Bio- CO2 | NBio- CO2 | Total CO2 | CH4 | N2O | CO2e |
|---|---|---|---|---|---|---|---|---|---|---|---|---|---|---|---|---|
| Category | tons/yr | | | | | | | | | | MT/yr | | | | | |
| Off-Road | 0.0000 | 0.0000 | 0.0000 | 0.0000 | | 0.0000 | 0.0000 | | 0.0000 | 0.0000 | 0.0000 | 0.0000 | 0.0000 | 0.0000 | 0.0000 | 0.0000 |
| **Total** | **0.0000** | **0.0000** | **0.0000** | **0.0000** | | **0.0000** | **0.0000** | | **0.0000** | **0.0000** | **0.0000** | **0.0000** | **0.0000** | **0.0000** | **0.0000** | **0.0000** |

### Mitigated Construction Off-Site

| | ROG | NOx | CO | SO2 | Fugitive PM10 | Exhaust PM10 | PM10 Total | Fugitive PM2.5 | Exhaust PM2.5 | PM2.5 Total | Bio- CO2 | NBio- CO2 | Total CO2 | CH4 | N2O | CO2e |
|---|---|---|---|---|---|---|---|---|---|---|---|---|---|---|---|---|
| Category | tons/yr | | | | | | | | | | MT/yr | | | | | |
| Hauling | 4.5000e-004 | 5.6500e-003 | 5.0000e-003 | 2.0000e-005 | 3.5000e-004 | 7.0000e-005 | 4.3000e-004 | 1.0000e-004 | 7.0000e-005 | 1.6000e-004 | 0.0000 | 1.4243 | 1.4243 | 1.0000e-005 | 0.0000 | 1.4245 |
| Vendor | 0.0000 | 0.0000 | 0.0000 | 0.0000 | 0.0000 | 0.0000 | 0.0000 | 0.0000 | 0.0000 | 0.0000 | 0.0000 | 0.0000 | 0.0000 | 0.0000 | 0.0000 | 0.0000 |
| Worker | 5.6900e-003 | 8.5100e-003 | 0.0816 | 1.8000e-004 | 0.0153 | 1.2000e-004 | 0.0154 | 4.0600e-003 | 1.1000e-004 | 4.1700e-003 | 0.0000 | 13.3423 | 13.3423 | 7.2000e-004 | 0.0000 | 13.3574 |
| **Total** | **6.1400e-003** | **0.0142** | **0.0866** | **2.0000e-004** | **0.0156** | **1.9000e-004** | **0.0158** | **4.1600e-003** | **1.8000e-004** | **4.3300e-003** | **0.0000** | **14.7666** | **14.7666** | **7.3000e-004** | **0.0000** | **14.7819** |

## 3.12 Mezz Floor Deck Shoring - 2017

### Unmitigated Construction On-Site

| | ROG | NOx | CO | SO2 | Fugitive PM10 | Exhaust PM10 | PM10 Total | Fugitive PM2.5 | Exhaust PM2.5 | PM2.5 Total | Bio- CO2 | NBio- CO2 | Total CO2 | CH4 | N2O | CO2e |
|---|---|---|---|---|---|---|---|---|---|---|---|---|---|---|---|---|
| Category | tons/yr | | | | | | | | | | MT/yr | | | | | |
| Off-Road | 3.2900e-003 | 0.0479 | 0.0209 | 9.0000e-005 | | 1.3800e-003 | 1.3800e-003 | | 1.2700e-003 | 1.2700e-003 | 0.0000 | 8.5091 | 8.5091 | 2.6100e-003 | 0.0000 | 8.5638 |
| **Total** | **3.2900e-003** | **0.0479** | **0.0209** | **9.0000e-005** | | **1.3800e-003** | **1.3800e-003** | | **1.2700e-003** | **1.2700e-003** | **0.0000** | **8.5091** | **8.5091** | **2.6100e-003** | **0.0000** | **8.5638** |

### Unmitigated Construction Off-Site

| | ROG | NOx | CO | SO2 | Fugitive PM10 | Exhaust PM10 | PM10 Total | Fugitive PM2.5 | Exhaust PM2.5 | PM2.5 Total | Bio- CO2 | NBio- CO2 | Total CO2 | CH4 | N2O | CO2e |
|---|---|---|---|---|---|---|---|---|---|---|---|---|---|---|---|---|
| Category | tons/yr | | | | | | | | | | MT/yr | | | | | |
| Hauling | 4.5000e-004 | 5.6500e-003 | 5.0000e-003 | 2.0000e-005 | 3.5000e-004 | 7.0000e-005 | 4.3000e-004 | 1.0000e-004 | 7.0000e-005 | 1.6000e-004 | 0.0000 | 1.4243 | 1.4243 | 1.0000e-005 | 0.0000 | 1.4245 |
| Vendor | 0.0000 | 0.0000 | 0.0000 | 0.0000 | 0.0000 | 0.0000 | 0.0000 | 0.0000 | 0.0000 | 0.0000 | 0.0000 | 0.0000 | 0.0000 | 0.0000 | 0.0000 | 0.0000 |
| Worker | 5.6900e-003 | 8.5100e-003 | 0.0816 | 1.8000e-004 | 0.0153 | 1.2000e-004 | 0.0154 | 4.0600e-003 | 1.1000e-004 | 4.1700e-003 | 0.0000 | 13.3423 | 13.3423 | 7.2000e-004 | 0.0000 | 13.3574 |
| **Total** | **6.1400e-003** | **0.0142** | **0.0866** | **2.0000e-004** | **0.0156** | **1.9000e-004** | **0.0158** | **4.1600e-003** | **1.8000e-004** | **4.3300e-003** | **0.0000** | **14.7666** | **14.7666** | **7.3000e-004** | **0.0000** | **14.7819** |

## 3.12 Mezz Floor Deck Shoring - 2017

### Mitigated Construction On-Site

| | ROG | NOx | CO | SO2 | Fugitive PM10 | Exhaust PM10 | PM10 Total | Fugitive PM2.5 | Exhaust PM2.5 | PM2.5 Total | Bio- CO2 | NBio- CO2 | Total CO2 | CH4 | N2O | CO2e |
|---|---|---|---|---|---|---|---|---|---|---|---|---|---|---|---|---|
| Category | tons/yr | | | | | | | | | | MT/yr | | | | | |
| Off-Road | 3.2900e-003 | 0.0479 | 0.0209 | 9.0000e-005 | | 1.3800e-003 | 1.3800e-003 | | 1.2700e-003 | 1.2700e-003 | 0.0000 | 8.5091 | 8.5091 | 2.6100e-003 | 0.0000 | 8.5638 |
| **Total** | **3.2900e-003** | **0.0479** | **0.0209** | **9.0000e-005** | | **1.3800e-003** | **1.3800e-003** | | **1.2700e-003** | **1.2700e-003** | **0.0000** | **8.5091** | **8.5091** | **2.6100e-003** | **0.0000** | **8.5638** |

### Mitigated Construction Off-Site

| | ROG | NOx | CO | SO2 | Fugitive PM10 | Exhaust PM10 | PM10 Total | Fugitive PM2.5 | Exhaust PM2.5 | PM2.5 Total | Bio- CO2 | NBio- CO2 | Total CO2 | CH4 | N2O | CO2e |
|---|---|---|---|---|---|---|---|---|---|---|---|---|---|---|---|---|
| Category | tons/yr | | | | | | | | | | MT/yr | | | | | |
| Hauling | 4.5000e-004 | 5.6500e-003 | 5.0000e-003 | 2.0000e-005 | 3.5000e-004 | 7.0000e-005 | 4.3000e-004 | 1.0000e-004 | 7.0000e-005 | 1.6000e-004 | 0.0000 | 1.4243 | 1.4243 | 1.0000e-005 | 0.0000 | 1.4245 |
| Vendor | 0.0000 | 0.0000 | 0.0000 | 0.0000 | 0.0000 | 0.0000 | 0.0000 | 0.0000 | 0.0000 | 0.0000 | 0.0000 | 0.0000 | 0.0000 | 0.0000 | 0.0000 | 0.0000 |
| Worker | 5.6900e-003 | 8.5100e-003 | 0.0816 | 1.8000e-004 | 0.0153 | 1.2000e-004 | 0.0154 | 4.0600e-003 | 1.1000e-004 | 4.1700e-003 | 0.0000 | 13.3423 | 13.3423 | 7.2000e-004 | 0.0000 | 13.3574 |
| **Total** | **6.1400e-003** | **0.0142** | **0.0866** | **2.0000e-004** | **0.0156** | **1.9000e-004** | **0.0158** | **4.1600e-003** | **1.8000e-004** | **4.3300e-003** | **0.0000** | **14.7666** | **14.7666** | **7.3000e-004** | **0.0000** | **14.7819** |

## 3.13 F/R/P Mezz Floor Deck - 2017

### Unmitigated Construction On-Site

| | ROG | NOx | CO | SO2 | Fugitive PM10 | Exhaust PM10 | PM10 Total | Fugitive PM2.5 | Exhaust PM2.5 | PM2.5 Total | Bio- CO2 | NBio- CO2 | Total CO2 | CH4 | N2O | CO2e |
|---|---|---|---|---|---|---|---|---|---|---|---|---|---|---|---|---|
| Category | tons/yr | | | | | | | | | | MT/yr | | | | | |
| Off-Road | 0.0000 | 0.0000 | 0.0000 | 0.0000 | | 0.0000 | 0.0000 | | 0.0000 | 0.0000 | 0.0000 | 0.0000 | 0.0000 | 0.0000 | 0.0000 | 0.0000 |
| **Total** | **0.0000** | **0.0000** | **0.0000** | **0.0000** | | **0.0000** | **0.0000** | | **0.0000** | **0.0000** | **0.0000** | **0.0000** | **0.0000** | **0.0000** | **0.0000** | **0.0000** |

### Unmitigated Construction Off-Site

| | ROG | NOx | CO | SO2 | Fugitive PM10 | Exhaust PM10 | PM10 Total | Fugitive PM2.5 | Exhaust PM2.5 | PM2.5 Total | Bio- CO2 | NBio- CO2 | Total CO2 | CH4 | N2O | CO2e |
|---|---|---|---|---|---|---|---|---|---|---|---|---|---|---|---|---|
| Category | tons/yr | | | | | | | | | | MT/yr | | | | | |
| Hauling | 9.0000e-004 | 0.0113 | 0.0100 | 3.0000e-005 | 7.1000e-004 | 1.5000e-004 | 8.5000e-004 | 1.9000e-004 | 1.3000e-004 | 3.3000e-004 | 0.0000 | 2.8486 | 2.8486 | 2.0000e-005 | 0.0000 | 2.8490 |
| Vendor | 0.0000 | 0.0000 | 0.0000 | 0.0000 | 0.0000 | 0.0000 | 0.0000 | 0.0000 | 0.0000 | 0.0000 | 0.0000 | 0.0000 | 0.0000 | 0.0000 | 0.0000 | 0.0000 |
| Worker | 5.6900e-003 | 8.5100e-003 | 0.0816 | 1.8000e-004 | 0.0153 | 1.2000e-004 | 0.0154 | 4.0600e-003 | 1.1000e-004 | 4.1700e-003 | 0.0000 | 13.3423 | 13.3423 | 7.2000e-004 | 0.0000 | 13.3574 |
| **Total** | **6.5900e-003** | **0.0198** | **0.0916** | **2.1000e-004** | **0.0160** | **2.7000e-004** | **0.0162** | **4.2500e-003** | **2.4000e-004** | **4.5000e-003** | **0.0000** | **16.1910** | **16.1910** | **7.4000e-004** | **0.0000** | **16.2064** |

## 3.13 F/R/P Mezz Floor Deck - 2017

### Mitigated Construction On-Site

| | ROG | NOx | CO | SO2 | Fugitive PM10 | Exhaust PM10 | PM10 Total | Fugitive PM2.5 | Exhaust PM2.5 | PM2.5 Total | Bio- CO2 | NBio- CO2 | Total CO2 | CH4 | N2O | CO2e |
|---|---|---|---|---|---|---|---|---|---|---|---|---|---|---|---|---|
| Category | tons/yr | | | | | | | | | | MT/yr | | | | | |
| Off-Road | 0.0000 | 0.0000 | 0.0000 | 0.0000 | | 0.0000 | 0.0000 | | 0.0000 | 0.0000 | 0.0000 | 0.0000 | 0.0000 | 0.0000 | 0.0000 | 0.0000 |
| **Total** | **0.0000** | **0.0000** | **0.0000** | **0.0000** | | **0.0000** | **0.0000** | | **0.0000** | **0.0000** | **0.0000** | **0.0000** | **0.0000** | **0.0000** | **0.0000** | **0.0000** |

### Mitigated Construction Off-Site

| | ROG | NOx | CO | SO2 | Fugitive PM10 | Exhaust PM10 | PM10 Total | Fugitive PM2.5 | Exhaust PM2.5 | PM2.5 Total | Bio- CO2 | NBio- CO2 | Total CO2 | CH4 | N2O | CO2e |
|---|---|---|---|---|---|---|---|---|---|---|---|---|---|---|---|---|
| Category | tons/yr | | | | | | | | | | MT/yr | | | | | |
| Hauling | 9.0000e-004 | 0.0113 | 0.0100 | 3.0000e-005 | 7.1000e-004 | 1.5000e-004 | 8.5000e-004 | 1.9000e-004 | 1.3000e-004 | 3.3000e-004 | 0.0000 | 2.8486 | 2.8486 | 2.0000e-005 | 0.0000 | 2.8490 |
| Vendor | 0.0000 | 0.0000 | 0.0000 | 0.0000 | 0.0000 | 0.0000 | 0.0000 | 0.0000 | 0.0000 | 0.0000 | 0.0000 | 0.0000 | 0.0000 | 0.0000 | 0.0000 | 0.0000 |
| Worker | 5.6900e-003 | 8.5100e-003 | 0.0816 | 1.8000e-004 | 0.0153 | 1.2000e-004 | 0.0154 | 4.0600e-003 | 1.1000e-004 | 4.1700e-003 | 0.0000 | 13.3423 | 13.3423 | 7.2000e-004 | 0.0000 | 13.3574 |
| **Total** | **6.5900e-003** | **0.0198** | **0.0916** | **2.1000e-004** | **0.0160** | **2.7000e-004** | **0.0162** | **4.2500e-003** | **2.4000e-004** | **4.5000e-003** | **0.0000** | **16.1910** | **16.1910** | **7.4000e-004** | **0.0000** | **16.2064** |

## 3.14 F/R/P Mezz Floor Columns & Walls - 2017

### Unmitigated Construction On-Site

| | ROG | NOx | CO | SO2 | Fugitive PM10 | Exhaust PM10 | PM10 Total | Fugitive PM2.5 | Exhaust PM2.5 | PM2.5 Total | Bio- CO2 | NBio- CO2 | Total CO2 | CH4 | N2O | CO2e |
|---|---|---|---|---|---|---|---|---|---|---|---|---|---|---|---|---|
| Category | tons/yr | | | | | | | | | | MT/yr | | | | | |
| Off-Road | 0.0000 | 0.0000 | 0.0000 | 0.0000 | | 0.0000 | 0.0000 | | 0.0000 | 0.0000 | 0.0000 | 0.0000 | 0.0000 | 0.0000 | 0.0000 | 0.0000 |
| **Total** | **0.0000** | **0.0000** | **0.0000** | **0.0000** | | **0.0000** | **0.0000** | | **0.0000** | **0.0000** | **0.0000** | **0.0000** | **0.0000** | **0.0000** | **0.0000** | **0.0000** |

### Unmitigated Construction Off-Site

| | ROG | NOx | CO | SO2 | Fugitive PM10 | Exhaust PM10 | PM10 Total | Fugitive PM2.5 | Exhaust PM2.5 | PM2.5 Total | Bio- CO2 | NBio- CO2 | Total CO2 | CH4 | N2O | CO2e |
|---|---|---|---|---|---|---|---|---|---|---|---|---|---|---|---|---|
| Category | tons/yr | | | | | | | | | | MT/yr | | | | | |
| Hauling | 4.5000e-004 | 5.6500e-003 | 5.0000e-003 | 2.0000e-005 | 3.5000e-004 | 7.0000e-005 | 4.3000e-004 | 1.0000e-004 | 7.0000e-005 | 1.6000e-004 | 0.0000 | 1.4243 | 1.4243 | 1.0000e-005 | 0.0000 | 1.4245 |
| Vendor | 0.0000 | 0.0000 | 0.0000 | 0.0000 | 0.0000 | 0.0000 | 0.0000 | 0.0000 | 0.0000 | 0.0000 | 0.0000 | 0.0000 | 0.0000 | 0.0000 | 0.0000 | 0.0000 |
| Worker | 5.6900e-003 | 8.5100e-003 | 0.0816 | 1.8000e-004 | 0.0153 | 1.2000e-004 | 0.0154 | 4.0600e-003 | 1.1000e-004 | 4.1700e-003 | 0.0000 | 13.3423 | 13.3423 | 7.2000e-004 | 0.0000 | 13.3574 |
| **Total** | **6.1400e-003** | **0.0142** | **0.0866** | **2.0000e-004** | **0.0156** | **1.9000e-004** | **0.0158** | **4.1600e-003** | **1.8000e-004** | **4.3300e-003** | **0.0000** | **14.7666** | **14.7666** | **7.3000e-004** | **0.0000** | **14.7819** |

## 3.14 F/R/P Mezz Floor Columns & Walls - 2017

### Mitigated Construction On-Site

| | ROG | NOx | CO | SO2 | Fugitive PM10 | Exhaust PM10 | PM10 Total | Fugitive PM2.5 | Exhaust PM2.5 | PM2.5 Total | Bio- CO2 | NBio- CO2 | Total CO2 | CH4 | N2O | CO2e |
|---|---|---|---|---|---|---|---|---|---|---|---|---|---|---|---|---|
| Category | tons/yr | | | | | | | | | | MT/yr | | | | | |
| Off-Road | 0.0000 | 0.0000 | 0.0000 | 0.0000 | | 0.0000 | 0.0000 | | 0.0000 | 0.0000 | 0.0000 | 0.0000 | 0.0000 | 0.0000 | 0.0000 | 0.0000 |
| **Total** | **0.0000** | **0.0000** | **0.0000** | **0.0000** | | **0.0000** | **0.0000** | | **0.0000** | **0.0000** | **0.0000** | **0.0000** | **0.0000** | **0.0000** | **0.0000** | **0.0000** |

### Mitigated Construction Off-Site

| | ROG | NOx | CO | SO2 | Fugitive PM10 | Exhaust PM10 | PM10 Total | Fugitive PM2.5 | Exhaust PM2.5 | PM2.5 Total | Bio- CO2 | NBio- CO2 | Total CO2 | CH4 | N2O | CO2e |
|---|---|---|---|---|---|---|---|---|---|---|---|---|---|---|---|---|
| Category | tons/yr | | | | | | | | | | MT/yr | | | | | |
| Hauling | 4.5000e-004 | 5.6500e-003 | 5.0000e-003 | 2.0000e-005 | 3.5000e-004 | 7.0000e-005 | 4.3000e-004 | 1.0000e-004 | 7.0000e-005 | 1.6000e-004 | 0.0000 | 1.4243 | 1.4243 | 1.0000e-005 | 0.0000 | 1.4245 |
| Vendor | 0.0000 | 0.0000 | 0.0000 | 0.0000 | 0.0000 | 0.0000 | 0.0000 | 0.0000 | 0.0000 | 0.0000 | 0.0000 | 0.0000 | 0.0000 | 0.0000 | 0.0000 | 0.0000 |
| Worker | 5.6900e-003 | 8.5100e-003 | 0.0816 | 1.8000e-004 | 0.0153 | 1.2000e-004 | 0.0154 | 4.0600e-003 | 1.1000e-004 | 4.1700e-003 | 0.0000 | 13.3423 | 13.3423 | 7.2000e-004 | 0.0000 | 13.3574 |
| **Total** | **6.1400e-003** | **0.0142** | **0.0866** | **2.0000e-004** | **0.0156** | **1.9000e-004** | **0.0158** | **4.1600e-003** | **1.8000e-004** | **4.3300e-003** | **0.0000** | **14.7666** | **14.7666** | **7.3000e-004** | **0.0000** | **14.7819** |

## 3.15 Podium Deck Shoring - 2017

### Unmitigated Construction On-Site

| | ROG | NOx | CO | SO2 | Fugitive PM10 | Exhaust PM10 | PM10 Total | Fugitive PM2.5 | Exhaust PM2.5 | PM2.5 Total | Bio- CO2 | NBio- CO2 | Total CO2 | CH4 | N2O | CO2e |
|---|---|---|---|---|---|---|---|---|---|---|---|---|---|---|---|---|
| Category | tons/yr | | | | | | | | | | MT/yr | | | | | |
| Off-Road | 3.2900e-003 | 0.0479 | 0.0209 | 9.0000e-005 | | 1.3800e-003 | 1.3800e-003 | | 1.2700e-003 | 1.2700e-003 | 0.0000 | 8.5091 | 8.5091 | 2.6100e-003 | 0.0000 | 8.5638 |
| **Total** | **3.2900e-003** | **0.0479** | **0.0209** | **9.0000e-005** | | **1.3800e-003** | **1.3800e-003** | | **1.2700e-003** | **1.2700e-003** | **0.0000** | **8.5091** | **8.5091** | **2.6100e-003** | **0.0000** | **8.5638** |

### Unmitigated Construction Off-Site

| | ROG | NOx | CO | SO2 | Fugitive PM10 | Exhaust PM10 | PM10 Total | Fugitive PM2.5 | Exhaust PM2.5 | PM2.5 Total | Bio- CO2 | NBio- CO2 | Total CO2 | CH4 | N2O | CO2e |
|---|---|---|---|---|---|---|---|---|---|---|---|---|---|---|---|---|
| Category | tons/yr | | | | | | | | | | MT/yr | | | | | |
| Hauling | 4.5000e-004 | 5.6500e-003 | 5.0000e-003 | 2.0000e-005 | 3.5000e-004 | 7.0000e-005 | 4.3000e-004 | 1.0000e-004 | 7.0000e-005 | 1.6000e-004 | 0.0000 | 1.4243 | 1.4243 | 1.0000e-005 | 0.0000 | 1.4245 |
| Vendor | 0.0000 | 0.0000 | 0.0000 | 0.0000 | 0.0000 | 0.0000 | 0.0000 | 0.0000 | 0.0000 | 0.0000 | 0.0000 | 0.0000 | 0.0000 | 0.0000 | 0.0000 | 0.0000 |
| Worker | 5.6900e-003 | 8.5100e-003 | 0.0816 | 1.8000e-004 | 0.0153 | 1.2000e-004 | 0.0154 | 4.0600e-003 | 1.1000e-004 | 4.1700e-003 | 0.0000 | 13.3423 | 13.3423 | 7.2000e-004 | 0.0000 | 13.3574 |
| **Total** | **6.1400e-003** | **0.0142** | **0.0866** | **2.0000e-004** | **0.0156** | **1.9000e-004** | **0.0158** | **4.1600e-003** | **1.8000e-004** | **4.3300e-003** | **0.0000** | **14.7666** | **14.7666** | **7.3000e-004** | **0.0000** | **14.7819** |

## 3.15 Podium Deck Shoring - 2017

### Mitigated Construction On-Site

| | ROG | NOx | CO | SO2 | Fugitive PM10 | Exhaust PM10 | PM10 Total | Fugitive PM2.5 | Exhaust PM2.5 | PM2.5 Total | Bio- CO2 | NBio- CO2 | Total CO2 | CH4 | N2O | CO2e |
|---|---|---|---|---|---|---|---|---|---|---|---|---|---|---|---|---|
| Category | tons/yr | | | | | | | | | | MT/yr | | | | | |
| Off-Road | 3.2900e-003 | 0.0479 | 0.0209 | 9.0000e-005 | | 1.3800e-003 | 1.3800e-003 | | 1.2700e-003 | 1.2700e-003 | 0.0000 | 8.5091 | 8.5091 | 2.6100e-003 | 0.0000 | 8.5638 |
| **Total** | **3.2900e-003** | **0.0479** | **0.0209** | **9.0000e-005** | | **1.3800e-003** | **1.3800e-003** | | **1.2700e-003** | **1.2700e-003** | **0.0000** | **8.5091** | **8.5091** | **2.6100e-003** | **0.0000** | **8.5638** |

### Mitigated Construction Off-Site

| | ROG | NOx | CO | SO2 | Fugitive PM10 | Exhaust PM10 | PM10 Total | Fugitive PM2.5 | Exhaust PM2.5 | PM2.5 Total | Bio- CO2 | NBio- CO2 | Total CO2 | CH4 | N2O | CO2e |
|---|---|---|---|---|---|---|---|---|---|---|---|---|---|---|---|---|
| Category | tons/yr | | | | | | | | | | MT/yr | | | | | |
| Hauling | 4.5000e-004 | 5.6500e-003 | 5.0000e-003 | 2.0000e-005 | 3.5000e-004 | 7.0000e-005 | 4.3000e-004 | 1.0000e-004 | 7.0000e-005 | 1.6000e-004 | 0.0000 | 1.4243 | 1.4243 | 1.0000e-005 | 0.0000 | 1.4245 |
| Vendor | 0.0000 | 0.0000 | 0.0000 | 0.0000 | 0.0000 | 0.0000 | 0.0000 | 0.0000 | 0.0000 | 0.0000 | 0.0000 | 0.0000 | 0.0000 | 0.0000 | 0.0000 | 0.0000 |
| Worker | 5.6900e-003 | 8.5100e-003 | 0.0816 | 1.8000e-004 | 0.0153 | 1.2000e-004 | 0.0154 | 4.0600e-003 | 1.1000e-004 | 4.1700e-003 | 0.0000 | 13.3423 | 13.3423 | 7.2000e-004 | 0.0000 | 13.3574 |
| **Total** | **6.1400e-003** | **0.0142** | **0.0866** | **2.0000e-004** | **0.0156** | **1.9000e-004** | **0.0158** | **4.1600e-003** | **1.8000e-004** | **4.3300e-003** | **0.0000** | **14.7666** | **14.7666** | **7.3000e-004** | **0.0000** | **14.7819** |

## 3.16 F/R/P Podium Deck - 2017

### Unmitigated Construction On-Site

| | ROG | NOx | CO | SO2 | Fugitive PM10 | Exhaust PM10 | PM10 Total | Fugitive PM2.5 | Exhaust PM2.5 | PM2.5 Total | Bio- CO2 | NBio- CO2 | Total CO2 | CH4 | N2O | CO2e |
|---|---|---|---|---|---|---|---|---|---|---|---|---|---|---|---|---|
| Category | tons/yr | | | | | | | | | | MT/yr | | | | | |
| Off-Road | 0.0000 | 0.0000 | 0.0000 | 0.0000 | | 0.0000 | 0.0000 | | 0.0000 | 0.0000 | 0.0000 | 0.0000 | 0.0000 | 0.0000 | 0.0000 | 0.0000 |
| **Total** | **0.0000** | **0.0000** | **0.0000** | **0.0000** | | **0.0000** | **0.0000** | | **0.0000** | **0.0000** | **0.0000** | **0.0000** | **0.0000** | **0.0000** | **0.0000** | **0.0000** |

### Unmitigated Construction Off-Site

| | ROG | NOx | CO | SO2 | Fugitive PM10 | Exhaust PM10 | PM10 Total | Fugitive PM2.5 | Exhaust PM2.5 | PM2.5 Total | Bio- CO2 | NBio- CO2 | Total CO2 | CH4 | N2O | CO2e |
|---|---|---|---|---|---|---|---|---|---|---|---|---|---|---|---|---|
| Category | tons/yr | | | | | | | | | | MT/yr | | | | | |
| Hauling | 9.4000e-004 | 0.0118 | 0.0105 | 3.0000e-005 | 7.4000e-004 | 1.5000e-004 | 8.9000e-004 | 2.0000e-004 | 1.4000e-004 | 3.4000e-004 | 0.0000 | 2.9843 | 2.9843 | 2.0000e-005 | 0.0000 | 2.9847 |
| Vendor | 0.0000 | 0.0000 | 0.0000 | 0.0000 | 0.0000 | 0.0000 | 0.0000 | 0.0000 | 0.0000 | 0.0000 | 0.0000 | 0.0000 | 0.0000 | 0.0000 | 0.0000 | 0.0000 |
| Worker | 5.9600e-003 | 8.9100e-003 | 0.0855 | 1.9000e-004 | 0.0160 | 1.3000e-004 | 0.0161 | 4.2500e-003 | 1.2000e-004 | 4.3700e-003 | 0.0000 | 13.9777 | 13.9777 | 7.5000e-004 | 0.0000 | 13.9935 |
| **Total** | **6.9000e-003** | **0.0208** | **0.0959** | **2.2000e-004** | **0.0167** | **2.8000e-004** | **0.0170** | **4.4500e-003** | **2.6000e-004** | **4.7100e-003** | **0.0000** | **16.9619** | **16.9619** | **7.7000e-004** | **0.0000** | **16.9782** |

## 3.16 F/R/P Podium Deck - 2017

### Mitigated Construction On-Site

| | ROG | NOx | CO | SO2 | Fugitive PM10 | Exhaust PM10 | PM10 Total | Fugitive PM2.5 | Exhaust PM2.5 | PM2.5 Total | Bio- CO2 | NBio- CO2 | Total CO2 | CH4 | N2O | CO2e |
|---|---|---|---|---|---|---|---|---|---|---|---|---|---|---|---|---|
| Category | tons/yr | | | | | | | | | | MT/yr | | | | | |
| Off-Road | 0.0000 | 0.0000 | 0.0000 | 0.0000 | | 0.0000 | 0.0000 | | 0.0000 | 0.0000 | 0.0000 | 0.0000 | 0.0000 | 0.0000 | 0.0000 | 0.0000 |
| **Total** | **0.0000** | **0.0000** | **0.0000** | **0.0000** | | **0.0000** | **0.0000** | | **0.0000** | **0.0000** | **0.0000** | **0.0000** | **0.0000** | **0.0000** | **0.0000** | **0.0000** |

### Mitigated Construction Off-Site

| | ROG | NOx | CO | SO2 | Fugitive PM10 | Exhaust PM10 | PM10 Total | Fugitive PM2.5 | Exhaust PM2.5 | PM2.5 Total | Bio- CO2 | NBio- CO2 | Total CO2 | CH4 | N2O | CO2e |
|---|---|---|---|---|---|---|---|---|---|---|---|---|---|---|---|---|
| Category | tons/yr | | | | | | | | | | MT/yr | | | | | |
| Hauling | 9.4000e-004 | 0.0118 | 0.0105 | 3.0000e-005 | 7.4000e-004 | 1.5000e-004 | 8.9000e-004 | 2.0000e-004 | 1.4000e-004 | 3.4000e-004 | 0.0000 | 2.9843 | 2.9843 | 2.0000e-005 | 0.0000 | 2.9847 |
| Vendor | 0.0000 | 0.0000 | 0.0000 | 0.0000 | 0.0000 | 0.0000 | 0.0000 | 0.0000 | 0.0000 | 0.0000 | 0.0000 | 0.0000 | 0.0000 | 0.0000 | 0.0000 | 0.0000 |
| Worker | 5.9600e-003 | 8.9100e-003 | 0.0855 | 1.9000e-004 | 0.0160 | 1.3000e-004 | 0.0161 | 4.2500e-003 | 1.2000e-004 | 4.3700e-003 | 0.0000 | 13.9777 | 13.9777 | 7.5000e-004 | 0.0000 | 13.9935 |
| **Total** | **6.9000e-003** | **0.0208** | **0.0959** | **2.2000e-004** | **0.0167** | **2.8000e-004** | **0.0170** | **4.4500e-003** | **2.6000e-004** | **4.7100e-003** | **0.0000** | **16.9619** | **16.9619** | **7.7000e-004** | **0.0000** | **16.9782** |

## 3.17 2nd Floor Framing - 2017

### Unmitigated Construction On-Site

| | ROG | NOx | CO | SO2 | Fugitive PM10 | Exhaust PM10 | PM10 Total | Fugitive PM2.5 | Exhaust PM2.5 | PM2.5 Total | Bio- CO2 | NBio- CO2 | Total CO2 | CH4 | N2O | CO2e |
|---|---|---|---|---|---|---|---|---|---|---|---|---|---|---|---|---|
| Category | tons/yr | | | | | | | | | | MT/yr | | | | | |
| Off-Road | 0.0000 | 0.0000 | 0.0000 | 0.0000 | | 0.0000 | 0.0000 | | 0.0000 | 0.0000 | 0.0000 | 0.0000 | 0.0000 | 0.0000 | 0.0000 | 0.0000 |
| **Total** | **0.0000** | **0.0000** | **0.0000** | **0.0000** | | **0.0000** | **0.0000** | | **0.0000** | **0.0000** | **0.0000** | **0.0000** | **0.0000** | **0.0000** | **0.0000** | **0.0000** |

### Unmitigated Construction Off-Site

| | ROG | NOx | CO | SO2 | Fugitive PM10 | Exhaust PM10 | PM10 Total | Fugitive PM2.5 | Exhaust PM2.5 | PM2.5 Total | Bio- CO2 | NBio- CO2 | Total CO2 | CH4 | N2O | CO2e |
|---|---|---|---|---|---|---|---|---|---|---|---|---|---|---|---|---|
| Category | tons/yr | | | | | | | | | | MT/yr | | | | | |
| Hauling | 6.8000e-004 | 8.6100e-003 | 7.6200e-003 | 2.0000e-005 | 5.4000e-004 | 1.1000e-004 | 6.5000e-004 | 1.5000e-004 | 1.0000e-004 | 2.5000e-004 | 0.0000 | 2.1704 | 2.1704 | 2.0000e-005 | 0.0000 | 2.1707 |
| Vendor | 0.0000 | 0.0000 | 0.0000 | 0.0000 | 0.0000 | 0.0000 | 0.0000 | 0.0000 | 0.0000 | 0.0000 | 0.0000 | 0.0000 | 0.0000 | 0.0000 | 0.0000 | 0.0000 |
| Worker | 0.0130 | 0.0195 | 0.1864 | 4.2000e-004 | 0.0349 | 2.8000e-004 | 0.0351 | 9.2700e-003 | 2.6000e-004 | 9.5300e-003 | 0.0000 | 30.4968 | 30.4968 | 1.6400e-003 | 0.0000 | 30.5312 |
| **Total** | **0.0137** | **0.0281** | **0.1941** | **4.4000e-004** | **0.0354** | **3.9000e-004** | **0.0358** | **9.4200e-003** | **3.6000e-004** | **9.7800e-003** | **0.0000** | **32.6672** | **32.6672** | **1.6600e-003** | **0.0000** | **32.7019** |

## 3.17 2nd Floor Framing - 2017

### Mitigated Construction On-Site

| | ROG | NOx | CO | SO2 | Fugitive PM10 | Exhaust PM10 | PM10 Total | Fugitive PM2.5 | Exhaust PM2.5 | PM2.5 Total | Bio- CO2 | NBio- CO2 | Total CO2 | CH4 | N2O | CO2e |
|---|---|---|---|---|---|---|---|---|---|---|---|---|---|---|---|---|
| Category | tons/yr | | | | | | | | | | MT/yr | | | | | |
| Off-Road | 0.0000 | 0.0000 | 0.0000 | 0.0000 | | 0.0000 | 0.0000 | | 0.0000 | 0.0000 | 0.0000 | 0.0000 | 0.0000 | 0.0000 | 0.0000 | 0.0000 |
| **Total** | **0.0000** | **0.0000** | **0.0000** | **0.0000** | | **0.0000** | **0.0000** | | **0.0000** | **0.0000** | **0.0000** | **0.0000** | **0.0000** | **0.0000** | **0.0000** | **0.0000** |

### Mitigated Construction Off-Site

| | ROG | NOx | CO | SO2 | Fugitive PM10 | Exhaust PM10 | PM10 Total | Fugitive PM2.5 | Exhaust PM2.5 | PM2.5 Total | Bio- CO2 | NBio- CO2 | Total CO2 | CH4 | N2O | CO2e |
|---|---|---|---|---|---|---|---|---|---|---|---|---|---|---|---|---|
| Category | tons/yr | | | | | | | | | | MT/yr | | | | | |
| Hauling | 6.8000e-004 | 8.6100e-003 | 7.6200e-003 | 2.0000e-005 | 5.4000e-004 | 1.1000e-004 | 6.5000e-004 | 1.5000e-004 | 1.0000e-004 | 2.5000e-004 | 0.0000 | 2.1704 | 2.1704 | 2.0000e-005 | 0.0000 | 2.1707 |
| Vendor | 0.0000 | 0.0000 | 0.0000 | 0.0000 | 0.0000 | 0.0000 | 0.0000 | 0.0000 | 0.0000 | 0.0000 | 0.0000 | 0.0000 | 0.0000 | 0.0000 | 0.0000 | 0.0000 |
| Worker | 0.0130 | 0.0195 | 0.1864 | 4.2000e-004 | 0.0349 | 2.8000e-004 | 0.0351 | 9.2700e-003 | 2.6000e-004 | 9.5300e-003 | 0.0000 | 30.4968 | 30.4968 | 1.6400e-003 | 0.0000 | 30.5312 |
| **Total** | **0.0137** | **0.0281** | **0.1941** | **4.4000e-004** | **0.0354** | **3.9000e-004** | **0.0358** | **9.4200e-003** | **3.6000e-004** | **9.7800e-003** | **0.0000** | **32.6672** | **32.6672** | **1.6600e-003** | **0.0000** | **32.7019** |

## 3.18 3rd Floor Framing - 2017

### Unmitigated Construction On-Site

| | ROG | NOx | CO | SO2 | Fugitive PM10 | Exhaust PM10 | PM10 Total | Fugitive PM2.5 | Exhaust PM2.5 | PM2.5 Total | Bio- CO2 | NBio- CO2 | Total CO2 | CH4 | N2O | CO2e |
|---|---|---|---|---|---|---|---|---|---|---|---|---|---|---|---|---|
| Category | tons/yr | | | | | | | | | | MT/yr | | | | | |
| Off-Road | 0.0000 | 0.0000 | 0.0000 | 0.0000 | | 0.0000 | 0.0000 | | 0.0000 | 0.0000 | 0.0000 | 0.0000 | 0.0000 | 0.0000 | 0.0000 | 0.0000 |
| **Total** | **0.0000** | **0.0000** | **0.0000** | **0.0000** | | **0.0000** | **0.0000** | | **0.0000** | **0.0000** | **0.0000** | **0.0000** | **0.0000** | **0.0000** | **0.0000** | **0.0000** |

### Unmitigated Construction Off-Site

| | ROG | NOx | CO | SO2 | Fugitive PM10 | Exhaust PM10 | PM10 Total | Fugitive PM2.5 | Exhaust PM2.5 | PM2.5 Total | Bio- CO2 | NBio- CO2 | Total CO2 | CH4 | N2O | CO2e |
|---|---|---|---|---|---|---|---|---|---|---|---|---|---|---|---|---|
| Category | tons/yr | | | | | | | | | | MT/yr | | | | | |
| Hauling | 6.6000e-004 | 8.3400e-003 | 7.3900e-003 | 2.0000e-005 | 5.2000e-004 | 1.1000e-004 | 6.3000e-004 | 1.4000e-004 | 1.0000e-004 | 2.4000e-004 | 0.0000 | 2.1025 | 2.1025 | 2.0000e-005 | 0.0000 | 2.1029 |
| Vendor | 0.0000 | 0.0000 | 0.0000 | 0.0000 | 0.0000 | 0.0000 | 0.0000 | 0.0000 | 0.0000 | 0.0000 | 0.0000 | 0.0000 | 0.0000 | 0.0000 | 0.0000 | 0.0000 |
| Worker | 0.0126 | 0.0188 | 0.1806 | 4.0000e-004 | 0.0338 | 2.7000e-004 | 0.0340 | 8.9800e-003 | 2.5000e-004 | 9.2300e-003 | 0.0000 | 29.5438 | 29.5438 | 1.5900e-003 | 0.0000 | 29.5771 |
| **Total** | **0.0133** | **0.0272** | **0.1880** | **4.2000e-004** | **0.0343** | **3.8000e-004** | **0.0347** | **9.1200e-003** | **3.5000e-004** | **9.4700e-003** | **0.0000** | **31.6463** | **31.6463** | **1.6100e-003** | **0.0000** | **31.6800** |

## 3.18 3rd Floor Framing - 2017

### Mitigated Construction On-Site

| | ROG | NOx | CO | SO2 | Fugitive PM10 | Exhaust PM10 | PM10 Total | Fugitive PM2.5 | Exhaust PM2.5 | PM2.5 Total | Bio- CO2 | NBio- CO2 | Total CO2 | CH4 | N2O | CO2e |
|---|---|---|---|---|---|---|---|---|---|---|---|---|---|---|---|---|
| Category | tons/yr | | | | | | | | | | MT/yr | | | | | |
| Off-Road | 0.0000 | 0.0000 | 0.0000 | 0.0000 | | 0.0000 | 0.0000 | | 0.0000 | 0.0000 | 0.0000 | 0.0000 | 0.0000 | 0.0000 | 0.0000 | 0.0000 |
| **Total** | **0.0000** | **0.0000** | **0.0000** | **0.0000** | | **0.0000** | **0.0000** | | **0.0000** | **0.0000** | **0.0000** | **0.0000** | **0.0000** | **0.0000** | **0.0000** | **0.0000** |

### Mitigated Construction Off-Site

| | ROG | NOx | CO | SO2 | Fugitive PM10 | Exhaust PM10 | PM10 Total | Fugitive PM2.5 | Exhaust PM2.5 | PM2.5 Total | Bio- CO2 | NBio- CO2 | Total CO2 | CH4 | N2O | CO2e |
|---|---|---|---|---|---|---|---|---|---|---|---|---|---|---|---|---|
| Category | tons/yr | | | | | | | | | | MT/yr | | | | | |
| Hauling | 6.6000e-004 | 8.3400e-003 | 7.3900e-003 | 2.0000e-005 | 5.2000e-004 | 1.1000e-004 | 6.3000e-004 | 1.4000e-004 | 1.0000e-004 | 2.4000e-004 | 0.0000 | 2.1025 | 2.1025 | 2.0000e-005 | 0.0000 | 2.1029 |
| Vendor | 0.0000 | 0.0000 | 0.0000 | 0.0000 | 0.0000 | 0.0000 | 0.0000 | 0.0000 | 0.0000 | 0.0000 | 0.0000 | 0.0000 | 0.0000 | 0.0000 | 0.0000 | 0.0000 |
| Worker | 0.0126 | 0.0188 | 0.1806 | 4.0000e-004 | 0.0338 | 2.7000e-004 | 0.0340 | 8.9800e-003 | 2.5000e-004 | 9.2300e-003 | 0.0000 | 29.5438 | 29.5438 | 1.5900e-003 | 0.0000 | 29.5771 |
| **Total** | **0.0133** | **0.0272** | **0.1880** | **4.2000e-004** | **0.0343** | **3.8000e-004** | **0.0347** | **9.1200e-003** | **3.5000e-004** | **9.4700e-003** | **0.0000** | **31.6463** | **31.6463** | **1.6100e-003** | **0.0000** | **31.6800** |

## 3.19 L1 Retail Remove Re-shores - 2017

### Unmitigated Construction On-Site

| | ROG | NOx | CO | SO2 | Fugitive PM10 | Exhaust PM10 | PM10 Total | Fugitive PM2.5 | Exhaust PM2.5 | PM2.5 Total | Bio- CO2 | NBio- CO2 | Total CO2 | CH4 | N2O | CO2e |
|---|---|---|---|---|---|---|---|---|---|---|---|---|---|---|---|---|
| Category | tons/yr | | | | | | | | | | MT/yr | | | | | |
| Off-Road | 0.0000 | 0.0000 | 0.0000 | 0.0000 | | 0.0000 | 0.0000 | | 0.0000 | 0.0000 | 0.0000 | 0.0000 | 0.0000 | 0.0000 | 0.0000 | 0.0000 |
| **Total** | **0.0000** | **0.0000** | **0.0000** | **0.0000** | | **0.0000** | **0.0000** | | **0.0000** | **0.0000** | **0.0000** | **0.0000** | **0.0000** | **0.0000** | **0.0000** | **0.0000** |

### Unmitigated Construction Off-Site

| | ROG | NOx | CO | SO2 | Fugitive PM10 | Exhaust PM10 | PM10 Total | Fugitive PM2.5 | Exhaust PM2.5 | PM2.5 Total | Bio- CO2 | NBio- CO2 | Total CO2 | CH4 | N2O | CO2e |
|---|---|---|---|---|---|---|---|---|---|---|---|---|---|---|---|---|
| Category | tons/yr | | | | | | | | | | MT/yr | | | | | |
| Hauling | 1.3000e-004 | 1.6100e-003 | 1.4300e-003 | 0.0000 | 1.0000e-004 | 2.0000e-005 | 1.2000e-004 | 3.0000e-005 | 2.0000e-005 | 5.0000e-005 | 0.0000 | 0.4069 | 0.4069 | 0.0000 | 0.0000 | 0.4070 |
| Vendor | 0.0000 | 0.0000 | 0.0000 | 0.0000 | 0.0000 | 0.0000 | 0.0000 | 0.0000 | 0.0000 | 0.0000 | 0.0000 | 0.0000 | 0.0000 | 0.0000 | 0.0000 | 0.0000 |
| Worker | 1.6300e-003 | 2.4300e-003 | 0.0233 | 5.0000e-005 | 4.3600e-003 | 4.0000e-005 | 4.3900e-003 | 1.1600e-003 | 3.0000e-005 | 1.1900e-003 | 0.0000 | 3.8121 | 3.8121 | 2.0000e-004 | 0.0000 | 3.8164 |
| **Total** | **1.7600e-003** | **4.0400e-003** | **0.0247** | **5.0000e-005** | **4.4600e-003** | **6.0000e-005** | **4.5100e-003** | **1.1900e-003** | **5.0000e-005** | **1.2400e-003** | **0.0000** | **4.2190** | **4.2190** | **2.0000e-004** | **0.0000** | **4.2234** |

## 3.19 L1 Retail Remove Re-shores - 2017

### Mitigated Construction On-Site

| | ROG | NOx | CO | SO2 | Fugitive PM10 | Exhaust PM10 | PM10 Total | Fugitive PM2.5 | Exhaust PM2.5 | PM2.5 Total | Bio- CO2 | NBio- CO2 | Total CO2 | CH4 | N2O | CO2e |
|---|---|---|---|---|---|---|---|---|---|---|---|---|---|---|---|---|
| Category | tons/yr | | | | | | | | | | MT/yr | | | | | |
| Off-Road | 0.0000 | 0.0000 | 0.0000 | 0.0000 | | 0.0000 | 0.0000 | | 0.0000 | 0.0000 | 0.0000 | 0.0000 | 0.0000 | 0.0000 | 0.0000 | 0.0000 |
| **Total** | **0.0000** | **0.0000** | **0.0000** | **0.0000** | | **0.0000** | **0.0000** | | **0.0000** | **0.0000** | **0.0000** | **0.0000** | **0.0000** | **0.0000** | **0.0000** | **0.0000** |

### Mitigated Construction Off-Site

| | ROG | NOx | CO | SO2 | Fugitive PM10 | Exhaust PM10 | PM10 Total | Fugitive PM2.5 | Exhaust PM2.5 | PM2.5 Total | Bio- CO2 | NBio- CO2 | Total CO2 | CH4 | N2O | CO2e |
|---|---|---|---|---|---|---|---|---|---|---|---|---|---|---|---|---|
| Category | tons/yr | | | | | | | | | | MT/yr | | | | | |
| Hauling | 1.3000e-004 | 1.6100e-003 | 1.4300e-003 | 0.0000 | 1.0000e-004 | 2.0000e-005 | 1.2000e-004 | 3.0000e-005 | 2.0000e-005 | 5.0000e-005 | 0.0000 | 0.4069 | 0.4069 | 0.0000 | 0.0000 | 0.4070 |
| Vendor | 0.0000 | 0.0000 | 0.0000 | 0.0000 | 0.0000 | 0.0000 | 0.0000 | 0.0000 | 0.0000 | 0.0000 | 0.0000 | 0.0000 | 0.0000 | 0.0000 | 0.0000 | 0.0000 |
| Worker | 1.6300e-003 | 2.4300e-003 | 0.0233 | 5.0000e-005 | 4.3600e-003 | 4.0000e-005 | 4.3900e-003 | 1.1600e-003 | 3.0000e-005 | 1.1900e-003 | 0.0000 | 3.8121 | 3.8121 | 2.0000e-004 | 0.0000 | 3.8164 |
| **Total** | **1.7600e-003** | **4.0400e-003** | **0.0247** | **5.0000e-005** | **4.4600e-003** | **6.0000e-005** | **4.5100e-003** | **1.1900e-003** | **5.0000e-005** | **1.2400e-003** | **0.0000** | **4.2190** | **4.2190** | **2.0000e-004** | **0.0000** | **4.2234** |

## 3.20 L2 Rough In - 2017

### Unmitigated Construction On-Site

| | ROG | NOx | CO | SO2 | Fugitive PM10 | Exhaust PM10 | PM10 Total | Fugitive PM2.5 | Exhaust PM2.5 | PM2.5 Total | Bio- CO2 | NBio- CO2 | Total CO2 | CH4 | N2O | CO2e |
|---|---|---|---|---|---|---|---|---|---|---|---|---|---|---|---|---|
| Category | tons/yr | | | | | | | | | | MT/yr | | | | | |
| Off-Road | 0.0000 | 0.0000 | 0.0000 | 0.0000 | | 0.0000 | 0.0000 | | 0.0000 | 0.0000 | 0.0000 | 0.0000 | 0.0000 | 0.0000 | 0.0000 | 0.0000 |
| **Total** | **0.0000** | **0.0000** | **0.0000** | **0.0000** | | **0.0000** | **0.0000** | | **0.0000** | **0.0000** | **0.0000** | **0.0000** | **0.0000** | **0.0000** | **0.0000** | **0.0000** |

### Unmitigated Construction Off-Site

| | ROG | NOx | CO | SO2 | Fugitive PM10 | Exhaust PM10 | PM10 Total | Fugitive PM2.5 | Exhaust PM2.5 | PM2.5 Total | Bio- CO2 | NBio- CO2 | Total CO2 | CH4 | N2O | CO2e |
|---|---|---|---|---|---|---|---|---|---|---|---|---|---|---|---|---|
| Category | tons/yr | | | | | | | | | | MT/yr | | | | | |
| Hauling | 2.0500e-003 | 0.0258 | 0.0229 | 7.0000e-005 | 1.6200e-003 | 3.3000e-004 | 1.9500e-003 | 4.5000e-004 | 3.1000e-004 | 7.5000e-004 | 0.0000 | 6.5111 | 6.5111 | 5.0000e-005 | 0.0000 | 6.5121 |
| Vendor | 0.0000 | 0.0000 | 0.0000 | 0.0000 | 0.0000 | 0.0000 | 0.0000 | 0.0000 | 0.0000 | 0.0000 | 0.0000 | 0.0000 | 0.0000 | 0.0000 | 0.0000 | 0.0000 |
| Worker | 0.0390 | 0.0583 | 0.5593 | 1.2500e-003 | 0.1046 | 8.5000e-004 | 0.1054 | 0.0278 | 7.8000e-004 | 0.0286 | 0.0000 | 91.4904 | 91.4904 | 4.9200e-003 | 0.0000 | 91.5936 |
| **Total** | **0.0411** | **0.0842** | **0.5822** | **1.3200e-003** | **0.1062** | **1.1800e-003** | **0.1074** | **0.0283** | **1.0900e-003** | **0.0294** | **0.0000** | **98.0015** | **98.0015** | **4.9700e-003** | **0.0000** | **98.1057** |

## 3.20 L2 Rough In - 2017

### Mitigated Construction On-Site

| | ROG | NOx | CO | SO2 | Fugitive PM10 | Exhaust PM10 | PM10 Total | Fugitive PM2.5 | Exhaust PM2.5 | PM2.5 Total | Bio- CO2 | NBio- CO2 | Total CO2 | CH4 | N2O | CO2e |
|---|---|---|---|---|---|---|---|---|---|---|---|---|---|---|---|---|
| Category | tons/yr | | | | | | | | | | MT/yr | | | | | |
| Off-Road | 0.0000 | 0.0000 | 0.0000 | 0.0000 | | 0.0000 | 0.0000 | | 0.0000 | 0.0000 | 0.0000 | 0.0000 | 0.0000 | 0.0000 | 0.0000 | 0.0000 |
| **Total** | **0.0000** | **0.0000** | **0.0000** | **0.0000** | | **0.0000** | **0.0000** | | **0.0000** | **0.0000** | **0.0000** | **0.0000** | **0.0000** | **0.0000** | **0.0000** | **0.0000** |

### Mitigated Construction Off-Site

| | ROG | NOx | CO | SO2 | Fugitive PM10 | Exhaust PM10 | PM10 Total | Fugitive PM2.5 | Exhaust PM2.5 | PM2.5 Total | Bio- CO2 | NBio- CO2 | Total CO2 | CH4 | N2O | CO2e |
|---|---|---|---|---|---|---|---|---|---|---|---|---|---|---|---|---|
| Category | tons/yr | | | | | | | | | | MT/yr | | | | | |
| Hauling | 2.0500e-003 | 0.0258 | 0.0229 | 7.0000e-005 | 1.6200e-003 | 3.3000e-004 | 1.9500e-003 | 4.5000e-004 | 3.1000e-004 | 7.5000e-004 | 0.0000 | 6.5111 | 6.5111 | 5.0000e-005 | 0.0000 | 6.5121 |
| Vendor | 0.0000 | 0.0000 | 0.0000 | 0.0000 | 0.0000 | 0.0000 | 0.0000 | 0.0000 | 0.0000 | 0.0000 | 0.0000 | 0.0000 | 0.0000 | 0.0000 | 0.0000 | 0.0000 |
| Worker | 0.0390 | 0.0583 | 0.5593 | 1.2500e-003 | 0.1046 | 8.5000e-004 | 0.1054 | 0.0278 | 7.8000e-004 | 0.0286 | 0.0000 | 91.4904 | 91.4904 | 4.9200e-003 | 0.0000 | 91.5936 |
| **Total** | **0.0411** | **0.0842** | **0.5822** | **1.3200e-003** | **0.1062** | **1.1800e-003** | **0.1074** | **0.0283** | **1.0900e-003** | **0.0294** | **0.0000** | **98.0015** | **98.0015** | **4.9700e-003** | **0.0000** | **98.1057** |

## 3.21 L1 Retail Storefronts - 2017

### Unmitigated Construction On-Site

| | ROG | NOx | CO | SO2 | Fugitive PM10 | Exhaust PM10 | PM10 Total | Fugitive PM2.5 | Exhaust PM2.5 | PM2.5 Total | Bio- CO2 | NBio- CO2 | Total CO2 | CH4 | N2O | CO2e |
|---|---|---|---|---|---|---|---|---|---|---|---|---|---|---|---|---|
| Category | tons/yr | | | | | | | | | | MT/yr | | | | | |
| Off-Road | 7.7100e-003 | 0.0668 | 0.0457 | 6.0000e-005 | | 5.5100e-003 | 5.5100e-003 | | 5.0700e-003 | 5.0700e-003 | 0.0000 | 5.1843 | 5.1843 | 1.5900e-003 | 0.0000 | 5.2177 |
| **Total** | **7.7100e-003** | **0.0668** | **0.0457** | **6.0000e-005** | | **5.5100e-003** | **5.5100e-003** | | **5.0700e-003** | **5.0700e-003** | **0.0000** | **5.1843** | **5.1843** | **1.5900e-003** | **0.0000** | **5.2177** |

### Unmitigated Construction Off-Site

| | ROG | NOx | CO | SO2 | Fugitive PM10 | Exhaust PM10 | PM10 Total | Fugitive PM2.5 | Exhaust PM2.5 | PM2.5 Total | Bio- CO2 | NBio- CO2 | Total CO2 | CH4 | N2O | CO2e |
|---|---|---|---|---|---|---|---|---|---|---|---|---|---|---|---|---|
| Category | tons/yr | | | | | | | | | | MT/yr | | | | | |
| Hauling | 4.5000e-004 | 5.6500e-003 | 5.0000e-003 | 2.0000e-005 | 3.5000e-004 | 7.0000e-005 | 4.3000e-004 | 1.0000e-004 | 7.0000e-005 | 1.6000e-004 | 0.0000 | 1.4243 | 1.4243 | 1.0000e-005 | 0.0000 | 1.4245 |
| Vendor | 0.0000 | 0.0000 | 0.0000 | 0.0000 | 0.0000 | 0.0000 | 0.0000 | 0.0000 | 0.0000 | 0.0000 | 0.0000 | 0.0000 | 0.0000 | 0.0000 | 0.0000 | 0.0000 |
| Worker | 7.1100e-003 | 0.0106 | 0.1020 | 2.3000e-004 | 0.0191 | 1.6000e-004 | 0.0192 | 5.0700e-003 | 1.4000e-004 | 5.2100e-003 | 0.0000 | 16.6779 | 16.6779 | 9.0000e-004 | 0.0000 | 16.6967 |
| **Total** | **7.5600e-003** | **0.0163** | **0.1070** | **2.5000e-004** | **0.0194** | **2.3000e-004** | **0.0197** | **5.1700e-003** | **2.1000e-004** | **5.3700e-003** | **0.0000** | **18.1022** | **18.1022** | **9.1000e-004** | **0.0000** | **18.1213** |

## 3.21 L1 Retail Storefronts - 2017

### Mitigated Construction On-Site

| | ROG | NOx | CO | SO2 | Fugitive PM10 | Exhaust PM10 | PM10 Total | Fugitive PM2.5 | Exhaust PM2.5 | PM2.5 Total | Bio- CO2 | NBio- CO2 | Total CO2 | CH4 | N2O | CO2e |
|---|---|---|---|---|---|---|---|---|---|---|---|---|---|---|---|---|
| Category | tons/yr | | | | | | | | | | MT/yr | | | | | |
| Off-Road | 7.7100e-003 | 0.0668 | 0.0457 | 6.0000e-005 | | 5.5100e-003 | 5.5100e-003 | | 5.0700e-003 | 5.0700e-003 | 0.0000 | 5.1843 | 5.1843 | 1.5900e-003 | 0.0000 | 5.2177 |
| **Total** | **7.7100e-003** | **0.0668** | **0.0457** | **6.0000e-005** | | **5.5100e-003** | **5.5100e-003** | | **5.0700e-003** | **5.0700e-003** | **0.0000** | **5.1843** | **5.1843** | **1.5900e-003** | **0.0000** | **5.2177** |

### Mitigated Construction Off-Site

| | ROG | NOx | CO | SO2 | Fugitive PM10 | Exhaust PM10 | PM10 Total | Fugitive PM2.5 | Exhaust PM2.5 | PM2.5 Total | Bio- CO2 | NBio- CO2 | Total CO2 | CH4 | N2O | CO2e |
|---|---|---|---|---|---|---|---|---|---|---|---|---|---|---|---|---|
| Category | tons/yr | | | | | | | | | | MT/yr | | | | | |
| Hauling | 4.5000e-004 | 5.6500e-003 | 5.0000e-003 | 2.0000e-005 | 3.5000e-004 | 7.0000e-005 | 4.3000e-004 | 1.0000e-004 | 7.0000e-005 | 1.6000e-004 | 0.0000 | 1.4243 | 1.4243 | 1.0000e-005 | 0.0000 | 1.4245 |
| Vendor | 0.0000 | 0.0000 | 0.0000 | 0.0000 | 0.0000 | 0.0000 | 0.0000 | 0.0000 | 0.0000 | 0.0000 | 0.0000 | 0.0000 | 0.0000 | 0.0000 | 0.0000 | 0.0000 |
| Worker | 7.1100e-003 | 0.0106 | 0.1020 | 2.3000e-004 | 0.0191 | 1.6000e-004 | 0.0192 | 5.0700e-003 | 1.4000e-004 | 5.2100e-003 | 0.0000 | 16.6779 | 16.6779 | 9.0000e-004 | 0.0000 | 16.6967 |
| **Total** | **7.5600e-003** | **0.0163** | **0.1070** | **2.5000e-004** | **0.0194** | **2.3000e-004** | **0.0197** | **5.1700e-003** | **2.1000e-004** | **5.3700e-003** | **0.0000** | **18.1022** | **18.1022** | **9.1000e-004** | **0.0000** | **18.1213** |

## 3.22 L1 Retail Build out - 2017

### Unmitigated Construction On-Site

| | ROG | NOx | CO | SO2 | Fugitive PM10 | Exhaust PM10 | PM10 Total | Fugitive PM2.5 | Exhaust PM2.5 | PM2.5 Total | Bio- CO2 | NBio- CO2 | Total CO2 | CH4 | N2O | CO2e |
|---|---|---|---|---|---|---|---|---|---|---|---|---|---|---|---|---|
| Category | tons/yr | | | | | | | | | | MT/yr | | | | | |
| Off-Road | 0.0000 | 0.0000 | 0.0000 | 0.0000 | | 0.0000 | 0.0000 | | 0.0000 | 0.0000 | 0.0000 | 0.0000 | 0.0000 | 0.0000 | 0.0000 | 0.0000 |
| **Total** | **0.0000** | **0.0000** | **0.0000** | **0.0000** | | **0.0000** | **0.0000** | | **0.0000** | **0.0000** | **0.0000** | **0.0000** | **0.0000** | **0.0000** | **0.0000** | **0.0000** |

### Unmitigated Construction Off-Site

| | ROG | NOx | CO | SO2 | Fugitive PM10 | Exhaust PM10 | PM10 Total | Fugitive PM2.5 | Exhaust PM2.5 | PM2.5 Total | Bio- CO2 | NBio- CO2 | Total CO2 | CH4 | N2O | CO2e |
|---|---|---|---|---|---|---|---|---|---|---|---|---|---|---|---|---|
| Category | tons/yr | | | | | | | | | | MT/yr | | | | | |
| Hauling | 1.8200e-003 | 0.0229 | 0.0203 | 6.0000e-005 | 1.5700e-003 | 2.9000e-004 | 1.8700e-003 | 4.3000e-004 | 2.7000e-004 | 7.0000e-004 | 0.0000 | 5.7650 | 5.7650 | 4.0000e-005 | 0.0000 | 5.7659 |
| Vendor | 0.0000 | 0.0000 | 0.0000 | 0.0000 | 0.0000 | 0.0000 | 0.0000 | 0.0000 | 0.0000 | 0.0000 | 0.0000 | 0.0000 | 0.0000 | 0.0000 | 0.0000 | 0.0000 |
| Worker | 0.0346 | 0.0517 | 0.4952 | 1.1000e-003 | 0.0926 | 7.5000e-004 | 0.0933 | 0.0246 | 6.9000e-004 | 0.0253 | 0.0000 | 81.0071 | 81.0071 | 4.3500e-003 | 0.0000 | 81.0985 |
| **Total** | **0.0364** | **0.0745** | **0.5155** | **1.1600e-003** | **0.0942** | **1.0400e-003** | **0.0952** | **0.0251** | **9.6000e-004** | **0.0260** | **0.0000** | **86.7721** | **86.7721** | **4.3900e-003** | **0.0000** | **86.8644** |

## 3.22 L1 Retail Build out - 2017

### Mitigated Construction On-Site

| | ROG | NOx | CO | SO2 | Fugitive PM10 | Exhaust PM10 | PM10 Total | Fugitive PM2.5 | Exhaust PM2.5 | PM2.5 Total | Bio- CO2 | NBio- CO2 | Total CO2 | CH4 | N2O | CO2e |
|---|---|---|---|---|---|---|---|---|---|---|---|---|---|---|---|---|
| Category | tons/yr | | | | | | | | | | MT/yr | | | | | |
| Off-Road | 0.0000 | 0.0000 | 0.0000 | 0.0000 | | 0.0000 | 0.0000 | | 0.0000 | 0.0000 | 0.0000 | 0.0000 | 0.0000 | 0.0000 | 0.0000 | 0.0000 |
| **Total** | **0.0000** | **0.0000** | **0.0000** | **0.0000** | | **0.0000** | **0.0000** | | **0.0000** | **0.0000** | **0.0000** | **0.0000** | **0.0000** | **0.0000** | **0.0000** | **0.0000** |

### Mitigated Construction Off-Site

| | ROG | NOx | CO | SO2 | Fugitive PM10 | Exhaust PM10 | PM10 Total | Fugitive PM2.5 | Exhaust PM2.5 | PM2.5 Total | Bio- CO2 | NBio- CO2 | Total CO2 | CH4 | N2O | CO2e |
|---|---|---|---|---|---|---|---|---|---|---|---|---|---|---|---|---|
| Category | tons/yr | | | | | | | | | | MT/yr | | | | | |
| Hauling | 1.8200e-003 | 0.0229 | 0.0203 | 6.0000e-005 | 1.5700e-003 | 2.9000e-004 | 1.8700e-003 | 4.3000e-004 | 2.7000e-004 | 7.0000e-004 | 0.0000 | 5.7650 | 5.7650 | 4.0000e-005 | 0.0000 | 5.7659 |
| Vendor | 0.0000 | 0.0000 | 0.0000 | 0.0000 | 0.0000 | 0.0000 | 0.0000 | 0.0000 | 0.0000 | 0.0000 | 0.0000 | 0.0000 | 0.0000 | 0.0000 | 0.0000 | 0.0000 |
| Worker | 0.0346 | 0.0517 | 0.4952 | 1.1000e-003 | 0.0926 | 7.5000e-004 | 0.0933 | 0.0246 | 6.9000e-004 | 0.0253 | 0.0000 | 81.0071 | 81.0071 | 4.3500e-003 | 0.0000 | 81.0985 |
| **Total** | **0.0364** | **0.0745** | **0.5155** | **1.1600e-003** | **0.0942** | **1.0400e-003** | **0.0952** | **0.0251** | **9.6000e-004** | **0.0260** | **0.0000** | **86.7721** | **86.7721** | **4.3900e-003** | **0.0000** | **86.8644** |

## 3.22 L1 Retail Build out - 2018

### Unmitigated Construction On-Site

| | ROG | NOx | CO | SO2 | Fugitive PM10 | Exhaust PM10 | PM10 Total | Fugitive PM2.5 | Exhaust PM2.5 | PM2.5 Total | Bio- CO2 | NBio- CO2 | Total CO2 | CH4 | N2O | CO2e |
|---|---|---|---|---|---|---|---|---|---|---|---|---|---|---|---|---|
| Category | tons/yr | | | | | | | | | | MT/yr | | | | | |
| Off-Road | 0.0000 | 0.0000 | 0.0000 | 0.0000 | | 0.0000 | 0.0000 | | 0.0000 | 0.0000 | 0.0000 | 0.0000 | 0.0000 | 0.0000 | 0.0000 | 0.0000 |
| **Total** | **0.0000** | **0.0000** | **0.0000** | **0.0000** | | **0.0000** | **0.0000** | | **0.0000** | **0.0000** | **0.0000** | **0.0000** | **0.0000** | **0.0000** | **0.0000** | **0.0000** |

### Unmitigated Construction Off-Site

| | ROG | NOx | CO | SO2 | Fugitive PM10 | Exhaust PM10 | PM10 Total | Fugitive PM2.5 | Exhaust PM2.5 | PM2.5 Total | Bio- CO2 | NBio- CO2 | Total CO2 | CH4 | N2O | CO2e |
|---|---|---|---|---|---|---|---|---|---|---|---|---|---|---|---|---|
| Category | tons/yr | | | | | | | | | | MT/yr | | | | | |
| Hauling | 2.3000e-004 | 2.6900e-003 | 2.5500e-003 | 1.0000e-005 | 1.2600e-003 | 4.0000e-005 | 1.3000e-003 | 3.1000e-004 | 3.0000e-005 | 3.5000e-004 | 0.0000 | 0.7331 | 0.7331 | 1.0000e-005 | 0.0000 | 0.7333 |
| Vendor | 0.0000 | 0.0000 | 0.0000 | 0.0000 | 0.0000 | 0.0000 | 0.0000 | 0.0000 | 0.0000 | 0.0000 | 0.0000 | 0.0000 | 0.0000 | 0.0000 | 0.0000 | 0.0000 |
| Worker | 3.9700e-003 | 6.0100e-003 | 0.0572 | 1.4000e-004 | 0.0120 | 9.0000e-005 | 0.0121 | 3.1900e-003 | 9.0000e-005 | 3.2700e-003 | 0.0000 | 10.0939 | 10.0939 | 5.2000e-004 | 0.0000 | 10.1048 |
| **Total** | **4.2000e-003** | **8.7000e-003** | **0.0597** | **1.5000e-004** | **0.0132** | **1.3000e-004** | **0.0134** | **3.5000e-003** | **1.2000e-004** | **3.6200e-003** | **0.0000** | **10.8271** | **10.8271** | **5.3000e-004** | **0.0000** | **10.8381** |

## 3.22 L1 Retail Build out - 2018

### Mitigated Construction On-Site

| | ROG | NOx | CO | SO2 | Fugitive PM10 | Exhaust PM10 | PM10 Total | Fugitive PM2.5 | Exhaust PM2.5 | PM2.5 Total | Bio- CO2 | NBio- CO2 | Total CO2 | CH4 | N2O | CO2e |
|---|---|---|---|---|---|---|---|---|---|---|---|---|---|---|---|---|
| Category | tons/yr | | | | | | | | | | MT/yr | | | | | |
| Off-Road | 0.0000 | 0.0000 | 0.0000 | 0.0000 | | 0.0000 | 0.0000 | | 0.0000 | 0.0000 | 0.0000 | 0.0000 | 0.0000 | 0.0000 | 0.0000 | 0.0000 |
| **Total** | **0.0000** | **0.0000** | **0.0000** | **0.0000** | | **0.0000** | **0.0000** | | **0.0000** | **0.0000** | **0.0000** | **0.0000** | **0.0000** | **0.0000** | **0.0000** | **0.0000** |

### Mitigated Construction Off-Site

| | ROG | NOx | CO | SO2 | Fugitive PM10 | Exhaust PM10 | PM10 Total | Fugitive PM2.5 | Exhaust PM2.5 | PM2.5 Total | Bio- CO2 | NBio- CO2 | Total CO2 | CH4 | N2O | CO2e |
|---|---|---|---|---|---|---|---|---|---|---|---|---|---|---|---|---|
| Category | tons/yr | | | | | | | | | | MT/yr | | | | | |
| Hauling | 2.3000e-004 | 2.6900e-003 | 2.5500e-003 | 1.0000e-005 | 1.2600e-003 | 4.0000e-005 | 1.3000e-003 | 3.1000e-004 | 3.0000e-005 | 3.5000e-004 | 0.0000 | 0.7331 | 0.7331 | 1.0000e-005 | 0.0000 | 0.7333 |
| Vendor | 0.0000 | 0.0000 | 0.0000 | 0.0000 | 0.0000 | 0.0000 | 0.0000 | 0.0000 | 0.0000 | 0.0000 | 0.0000 | 0.0000 | 0.0000 | 0.0000 | 0.0000 | 0.0000 |
| Worker | 3.9700e-003 | 6.0100e-003 | 0.0572 | 1.4000e-004 | 0.0120 | 9.0000e-005 | 0.0121 | 3.1900e-003 | 9.0000e-005 | 3.2700e-003 | 0.0000 | 10.0939 | 10.0939 | 5.2000e-004 | 0.0000 | 10.1048 |
| **Total** | **4.2000e-003** | **8.7000e-003** | **0.0597** | **1.5000e-004** | **0.0132** | **1.3000e-004** | **0.0134** | **3.5000e-003** | **1.2000e-004** | **3.6200e-003** | **0.0000** | **10.8271** | **10.8271** | **5.3000e-004** | **0.0000** | **10.8381** |

## 3.23 L1 Parking Remove Re-shores - 2017

### Unmitigated Construction On-Site

| | ROG | NOx | CO | SO2 | Fugitive PM10 | Exhaust PM10 | PM10 Total | Fugitive PM2.5 | Exhaust PM2.5 | PM2.5 Total | Bio- CO2 | NBio- CO2 | Total CO2 | CH4 | N2O | CO2e |
|---|---|---|---|---|---|---|---|---|---|---|---|---|---|---|---|---|
| Category | tons/yr | | | | | | | | | | MT/yr | | | | | |
| Off-Road | 0.0000 | 0.0000 | 0.0000 | 0.0000 | | 0.0000 | 0.0000 | | 0.0000 | 0.0000 | 0.0000 | 0.0000 | 0.0000 | 0.0000 | 0.0000 | 0.0000 |
| **Total** | **0.0000** | **0.0000** | **0.0000** | **0.0000** | | **0.0000** | **0.0000** | | **0.0000** | **0.0000** | **0.0000** | **0.0000** | **0.0000** | **0.0000** | **0.0000** | **0.0000** |

### Unmitigated Construction Off-Site

| | ROG | NOx | CO | SO2 | Fugitive PM10 | Exhaust PM10 | PM10 Total | Fugitive PM2.5 | Exhaust PM2.5 | PM2.5 Total | Bio- CO2 | NBio- CO2 | Total CO2 | CH4 | N2O | CO2e |
|---|---|---|---|---|---|---|---|---|---|---|---|---|---|---|---|---|
| Category | tons/yr | | | | | | | | | | MT/yr | | | | | |
| Hauling | 1.3000e-004 | 1.6100e-003 | 1.4300e-003 | 0.0000 | 1.0000e-004 | 2.0000e-005 | 1.2000e-004 | 3.0000e-005 | 2.0000e-005 | 5.0000e-005 | 0.0000 | 0.4069 | 0.4069 | 0.0000 | 0.0000 | 0.4070 |
| Vendor | 0.0000 | 0.0000 | 0.0000 | 0.0000 | 0.0000 | 0.0000 | 0.0000 | 0.0000 | 0.0000 | 0.0000 | 0.0000 | 0.0000 | 0.0000 | 0.0000 | 0.0000 | 0.0000 |
| Worker | 1.6300e-003 | 2.4300e-003 | 0.0233 | 5.0000e-005 | 4.3600e-003 | 4.0000e-005 | 4.3900e-003 | 1.1600e-003 | 3.0000e-005 | 1.1900e-003 | 0.0000 | 3.8121 | 3.8121 | 2.0000e-004 | 0.0000 | 3.8164 |
| **Total** | **1.7600e-003** | **4.0400e-003** | **0.0247** | **5.0000e-005** | **4.4600e-003** | **6.0000e-005** | **4.5100e-003** | **1.1900e-003** | **5.0000e-005** | **1.2400e-003** | **0.0000** | **4.2190** | **4.2190** | **2.0000e-004** | **0.0000** | **4.2234** |

## 3.23 L1 Parking Remove Re-shores - 2017

### Mitigated Construction On-Site

| | ROG | NOx | CO | SO2 | Fugitive PM10 | Exhaust PM10 | PM10 Total | Fugitive PM2.5 | Exhaust PM2.5 | PM2.5 Total | Bio- CO2 | NBio- CO2 | Total CO2 | CH4 | N2O | CO2e |
|---|---|---|---|---|---|---|---|---|---|---|---|---|---|---|---|---|
| Category | tons/yr | | | | | | | | | | MT/yr | | | | | |
| Off-Road | 0.0000 | 0.0000 | 0.0000 | 0.0000 | | 0.0000 | 0.0000 | | 0.0000 | 0.0000 | 0.0000 | 0.0000 | 0.0000 | 0.0000 | 0.0000 | 0.0000 |
| **Total** | **0.0000** | **0.0000** | **0.0000** | **0.0000** | | **0.0000** | **0.0000** | | **0.0000** | **0.0000** | **0.0000** | **0.0000** | **0.0000** | **0.0000** | **0.0000** | **0.0000** |

### Mitigated Construction Off-Site

| | ROG | NOx | CO | SO2 | Fugitive PM10 | Exhaust PM10 | PM10 Total | Fugitive PM2.5 | Exhaust PM2.5 | PM2.5 Total | Bio- CO2 | NBio- CO2 | Total CO2 | CH4 | N2O | CO2e |
|---|---|---|---|---|---|---|---|---|---|---|---|---|---|---|---|---|
| Category | tons/yr | | | | | | | | | | MT/yr | | | | | |
| Hauling | 1.3000e-004 | 1.6100e-003 | 1.4300e-003 | 0.0000 | 1.0000e-004 | 2.0000e-005 | 1.2000e-004 | 3.0000e-005 | 2.0000e-005 | 5.0000e-005 | 0.0000 | 0.4069 | 0.4069 | 0.0000 | 0.0000 | 0.4070 |
| Vendor | 0.0000 | 0.0000 | 0.0000 | 0.0000 | 0.0000 | 0.0000 | 0.0000 | 0.0000 | 0.0000 | 0.0000 | 0.0000 | 0.0000 | 0.0000 | 0.0000 | 0.0000 | 0.0000 |
| Worker | 1.6300e-003 | 2.4300e-003 | 0.0233 | 5.0000e-005 | 4.3600e-003 | 4.0000e-005 | 4.3900e-003 | 1.1600e-003 | 3.0000e-005 | 1.1900e-003 | 0.0000 | 3.8121 | 3.8121 | 2.0000e-004 | 0.0000 | 3.8164 |
| **Total** | **1.7600e-003** | **4.0400e-003** | **0.0247** | **5.0000e-005** | **4.4600e-003** | **6.0000e-005** | **4.5100e-003** | **1.1900e-003** | **5.0000e-005** | **1.2400e-003** | **0.0000** | **4.2190** | **4.2190** | **2.0000e-004** | **0.0000** | **4.2234** |

## 3.24 L1 Parking Build out - 2017

### Unmitigated Construction On-Site

| | ROG | NOx | CO | SO2 | Fugitive PM10 | Exhaust PM10 | PM10 Total | Fugitive PM2.5 | Exhaust PM2.5 | PM2.5 Total | Bio- CO2 | NBio- CO2 | Total CO2 | CH4 | N2O | CO2e |
|---|---|---|---|---|---|---|---|---|---|---|---|---|---|---|---|---|
| Category | tons/yr | | | | | | | | | | MT/yr | | | | | |
| Off-Road | 0.0344 | 0.3508 | 0.2619 | 3.9000e-004 | | 0.0213 | 0.0213 | | 0.0196 | 0.0196 | 0.0000 | 35.4547 | 35.4547 | 0.0107 | 0.0000 | 35.6785 |
| Paving | 0.0000 | | | | | 0.0000 | 0.0000 | | 0.0000 | 0.0000 | 0.0000 | 0.0000 | 0.0000 | 0.0000 | 0.0000 | 0.0000 |
| **Total** | **0.0344** | **0.3508** | **0.2619** | **3.9000e-004** | | **0.0213** | **0.0213** | | **0.0196** | **0.0196** | **0.0000** | **35.4547** | **35.4547** | **0.0107** | **0.0000** | **35.6785** |

### Unmitigated Construction Off-Site

| | ROG | NOx | CO | SO2 | Fugitive PM10 | Exhaust PM10 | PM10 Total | Fugitive PM2.5 | Exhaust PM2.5 | PM2.5 Total | Bio- CO2 | NBio- CO2 | Total CO2 | CH4 | N2O | CO2e |
|---|---|---|---|---|---|---|---|---|---|---|---|---|---|---|---|---|
| Category | tons/yr | | | | | | | | | | MT/yr | | | | | |
| Hauling | 1.2400e-003 | 0.0156 | 0.0138 | 4.0000e-005 | 9.8000e-004 | 2.0000e-004 | 1.1800e-003 | 2.7000e-004 | 1.8000e-004 | 4.5000e-004 | 0.0000 | 3.9338 | 3.9338 | 3.0000e-005 | 0.0000 | 3.9344 |
| Vendor | 0.0000 | 0.0000 | 0.0000 | 0.0000 | 0.0000 | 0.0000 | 0.0000 | 0.0000 | 0.0000 | 0.0000 | 0.0000 | 0.0000 | 0.0000 | 0.0000 | 0.0000 | 0.0000 |
| Worker | 0.0236 | 0.0353 | 0.3379 | 7.5000e-004 | 0.0632 | 5.1000e-004 | 0.0637 | 0.0168 | 4.7000e-004 | 0.0173 | 0.0000 | 55.2754 | 55.2754 | 2.9700e-003 | 0.0000 | 55.3378 |
| **Total** | **0.0248** | **0.0509** | **0.3517** | **7.9000e-004** | **0.0642** | **7.1000e-004** | **0.0649** | **0.0171** | **6.5000e-004** | **0.0177** | **0.0000** | **59.2092** | **59.2092** | **3.0000e-003** | **0.0000** | **59.2722** |

## 3.24 L1 Parking Build out - 2017

### Mitigated Construction On-Site

| | ROG | NOx | CO | SO2 | Fugitive PM10 | Exhaust PM10 | PM10 Total | Fugitive PM2.5 | Exhaust PM2.5 | PM2.5 Total | Bio- CO2 | NBio- CO2 | Total CO2 | CH4 | N2O | CO2e |
|---|---|---|---|---|---|---|---|---|---|---|---|---|---|---|---|---|
| Category | tons/yr | | | | | | | | | | MT/yr | | | | | |
| Off-Road | 0.0344 | 0.3508 | 0.2619 | 3.9000e-004 | | 0.0213 | 0.0213 | | 0.0196 | 0.0196 | 0.0000 | 35.4546 | 35.4546 | 0.0107 | 0.0000 | 35.6785 |
| Paving | 0.0000 | | | | | 0.0000 | 0.0000 | | 0.0000 | 0.0000 | 0.0000 | 0.0000 | 0.0000 | 0.0000 | 0.0000 | 0.0000 |
| **Total** | **0.0344** | **0.3508** | **0.2619** | **3.9000e-004** | | **0.0213** | **0.0213** | | **0.0196** | **0.0196** | **0.0000** | **35.4546** | **35.4546** | **0.0107** | **0.0000** | **35.6785** |

### Mitigated Construction Off-Site

| | ROG | NOx | CO | SO2 | Fugitive PM10 | Exhaust PM10 | PM10 Total | Fugitive PM2.5 | Exhaust PM2.5 | PM2.5 Total | Bio- CO2 | NBio- CO2 | Total CO2 | CH4 | N2O | CO2e |
|---|---|---|---|---|---|---|---|---|---|---|---|---|---|---|---|---|
| Category | tons/yr | | | | | | | | | | MT/yr | | | | | |
| Hauling | 1.2400e-003 | 0.0156 | 0.0138 | 4.0000e-005 | 9.8000e-004 | 2.0000e-004 | 1.1800e-003 | 2.7000e-004 | 1.8000e-004 | 4.5000e-004 | 0.0000 | 3.9338 | 3.9338 | 3.0000e-005 | 0.0000 | 3.9344 |
| Vendor | 0.0000 | 0.0000 | 0.0000 | 0.0000 | 0.0000 | 0.0000 | 0.0000 | 0.0000 | 0.0000 | 0.0000 | 0.0000 | 0.0000 | 0.0000 | 0.0000 | 0.0000 | 0.0000 |
| Worker | 0.0236 | 0.0353 | 0.3379 | 7.5000e-004 | 0.0632 | 5.1000e-004 | 0.0637 | 0.0168 | 4.7000e-004 | 0.0173 | 0.0000 | 55.2754 | 55.2754 | 2.9700e-003 | 0.0000 | 55.3378 |
| **Total** | **0.0248** | **0.0509** | **0.3517** | **7.9000e-004** | **0.0642** | **7.1000e-004** | **0.0649** | **0.0171** | **6.5000e-004** | **0.0177** | **0.0000** | **59.2092** | **59.2092** | **3.0000e-003** | **0.0000** | **59.2722** |

## 3.25 4th Floor Framing - 2017

### Unmitigated Construction On-Site

| | ROG | NOx | CO | SO2 | Fugitive PM10 | Exhaust PM10 | PM10 Total | Fugitive PM2.5 | Exhaust PM2.5 | PM2.5 Total | Bio- CO2 | NBio- CO2 | Total CO2 | CH4 | N2O | CO2e |
|---|---|---|---|---|---|---|---|---|---|---|---|---|---|---|---|---|
| Category | tons/yr | | | | | | | | | | MT/yr | | | | | |
| Off-Road | 0.0000 | 0.0000 | 0.0000 | 0.0000 | | 0.0000 | 0.0000 | | 0.0000 | 0.0000 | 0.0000 | 0.0000 | 0.0000 | 0.0000 | 0.0000 | 0.0000 |
| **Total** | **0.0000** | **0.0000** | **0.0000** | **0.0000** | | **0.0000** | **0.0000** | | **0.0000** | **0.0000** | **0.0000** | **0.0000** | **0.0000** | **0.0000** | **0.0000** | **0.0000** |

### Unmitigated Construction Off-Site

| | ROG | NOx | CO | SO2 | Fugitive PM10 | Exhaust PM10 | PM10 Total | Fugitive PM2.5 | Exhaust PM2.5 | PM2.5 Total | Bio- CO2 | NBio- CO2 | Total CO2 | CH4 | N2O | CO2e |
|---|---|---|---|---|---|---|---|---|---|---|---|---|---|---|---|---|
| Category | tons/yr | | | | | | | | | | MT/yr | | | | | |
| Hauling | 6.6000e-004 | 8.3400e-003 | 7.3900e-003 | 2.0000e-005 | 5.2000e-004 | 1.1000e-004 | 6.3000e-004 | 1.4000e-004 | 1.0000e-004 | 2.4000e-004 | 0.0000 | 2.1025 | 2.1025 | 2.0000e-005 | 0.0000 | 2.1029 |
| Vendor | 0.0000 | 0.0000 | 0.0000 | 0.0000 | 0.0000 | 0.0000 | 0.0000 | 0.0000 | 0.0000 | 0.0000 | 0.0000 | 0.0000 | 0.0000 | 0.0000 | 0.0000 | 0.0000 |
| Worker | 0.0126 | 0.0188 | 0.1806 | 4.0000e-004 | 0.0338 | 2.7000e-004 | 0.0340 | 8.9800e-003 | 2.5000e-004 | 9.2300e-003 | 0.0000 | 29.5438 | 29.5438 | 1.5900e-003 | 0.0000 | 29.5771 |
| **Total** | **0.0133** | **0.0272** | **0.1880** | **4.2000e-004** | **0.0343** | **3.8000e-004** | **0.0347** | **9.1200e-003** | **3.5000e-004** | **9.4700e-003** | **0.0000** | **31.6463** | **31.6463** | **1.6100e-003** | **0.0000** | **31.6800** |

## 3.25 4th Floor Framing - 2017

### Mitigated Construction On-Site

| | ROG | NOx | CO | SO2 | Fugitive PM10 | Exhaust PM10 | PM10 Total | Fugitive PM2.5 | Exhaust PM2.5 | PM2.5 Total | Bio- CO2 | NBio- CO2 | Total CO2 | CH4 | N2O | CO2e |
|---|---|---|---|---|---|---|---|---|---|---|---|---|---|---|---|---|
| Category | tons/yr | | | | | | | | | | MT/yr | | | | | |
| Off-Road | 0.0000 | 0.0000 | 0.0000 | 0.0000 | | 0.0000 | 0.0000 | | 0.0000 | 0.0000 | 0.0000 | 0.0000 | 0.0000 | 0.0000 | 0.0000 | 0.0000 |
| **Total** | **0.0000** | **0.0000** | **0.0000** | **0.0000** | | **0.0000** | **0.0000** | | **0.0000** | **0.0000** | **0.0000** | **0.0000** | **0.0000** | **0.0000** | **0.0000** | **0.0000** |

### Mitigated Construction Off-Site

| | ROG | NOx | CO | SO2 | Fugitive PM10 | Exhaust PM10 | PM10 Total | Fugitive PM2.5 | Exhaust PM2.5 | PM2.5 Total | Bio- CO2 | NBio- CO2 | Total CO2 | CH4 | N2O | CO2e |
|---|---|---|---|---|---|---|---|---|---|---|---|---|---|---|---|---|
| Category | tons/yr | | | | | | | | | | MT/yr | | | | | |
| Hauling | 6.6000e-004 | 8.3400e-003 | 7.3900e-003 | 2.0000e-005 | 5.2000e-004 | 1.1000e-004 | 6.3000e-004 | 1.4000e-004 | 1.0000e-004 | 2.4000e-004 | 0.0000 | 2.1025 | 2.1025 | 2.0000e-005 | 0.0000 | 2.1029 |
| Vendor | 0.0000 | 0.0000 | 0.0000 | 0.0000 | 0.0000 | 0.0000 | 0.0000 | 0.0000 | 0.0000 | 0.0000 | 0.0000 | 0.0000 | 0.0000 | 0.0000 | 0.0000 | 0.0000 |
| Worker | 0.0126 | 0.0188 | 0.1806 | 4.0000e-004 | 0.0338 | 2.7000e-004 | 0.0340 | 8.9800e-003 | 2.5000e-004 | 9.2300e-003 | 0.0000 | 29.5438 | 29.5438 | 1.5900e-003 | 0.0000 | 29.5771 |
| **Total** | **0.0133** | **0.0272** | **0.1880** | **4.2000e-004** | **0.0343** | **3.8000e-004** | **0.0347** | **9.1200e-003** | **3.5000e-004** | **9.4700e-003** | **0.0000** | **31.6463** | **31.6463** | **1.6100e-003** | **0.0000** | **31.6800** |

## 3.26 L3 Rough In - 2017

### Unmitigated Construction On-Site

| | ROG | NOx | CO | SO2 | Fugitive PM10 | Exhaust PM10 | PM10 Total | Fugitive PM2.5 | Exhaust PM2.5 | PM2.5 Total | Bio- CO2 | NBio- CO2 | Total CO2 | CH4 | N2O | CO2e |
|---|---|---|---|---|---|---|---|---|---|---|---|---|---|---|---|---|
| Category | tons/yr | | | | | | | | | | MT/yr | | | | | |
| Off-Road | 0.0000 | 0.0000 | 0.0000 | 0.0000 | | 0.0000 | 0.0000 | | 0.0000 | 0.0000 | 0.0000 | 0.0000 | 0.0000 | 0.0000 | 0.0000 | 0.0000 |
| **Total** | **0.0000** | **0.0000** | **0.0000** | **0.0000** | | **0.0000** | **0.0000** | | **0.0000** | **0.0000** | **0.0000** | **0.0000** | **0.0000** | **0.0000** | **0.0000** | **0.0000** |

### Unmitigated Construction Off-Site

| | ROG | NOx | CO | SO2 | Fugitive PM10 | Exhaust PM10 | PM10 Total | Fugitive PM2.5 | Exhaust PM2.5 | PM2.5 Total | Bio- CO2 | NBio- CO2 | Total CO2 | CH4 | N2O | CO2e |
|---|---|---|---|---|---|---|---|---|---|---|---|---|---|---|---|---|
| Category | tons/yr | | | | | | | | | | MT/yr | | | | | |
| Hauling | 1.4700e-003 | 0.0186 | 0.0164 | 5.0000e-005 | 1.5200e-003 | 2.4000e-004 | 1.7600e-003 | 4.1000e-004 | 2.2000e-004 | 6.3000e-004 | 0.0000 | 4.6799 | 4.6799 | 3.0000e-005 | 0.0000 | 4.6806 |
| Vendor | 0.0000 | 0.0000 | 0.0000 | 0.0000 | 0.0000 | 0.0000 | 0.0000 | 0.0000 | 0.0000 | 0.0000 | 0.0000 | 0.0000 | 0.0000 | 0.0000 | 0.0000 | 0.0000 |
| Worker | 0.0280 | 0.0419 | 0.4020 | 9.0000e-004 | 0.0752 | 6.1000e-004 | 0.0758 | 0.0200 | 5.6000e-004 | 0.0206 | 0.0000 | 65.7587 | 65.7587 | 3.5300e-003 | 0.0000 | 65.8329 |
| **Total** | **0.0295** | **0.0605** | **0.4184** | **9.5000e-004** | **0.0767** | **8.5000e-004** | **0.0775** | **0.0204** | **7.8000e-004** | **0.0212** | **0.0000** | **70.4385** | **70.4385** | **3.5600e-003** | **0.0000** | **70.5135** |

## 3.26 L3 Rough In - 2017

### Mitigated Construction On-Site

| | ROG | NOx | CO | SO2 | Fugitive PM10 | Exhaust PM10 | PM10 Total | Fugitive PM2.5 | Exhaust PM2.5 | PM2.5 Total | Bio- CO2 | NBio- CO2 | Total CO2 | CH4 | N2O | CO2e |
|---|---|---|---|---|---|---|---|---|---|---|---|---|---|---|---|---|
| Category | tons/yr | | | | | | | | | | MT/yr | | | | | |
| Off-Road | 0.0000 | 0.0000 | 0.0000 | 0.0000 | | 0.0000 | 0.0000 | | 0.0000 | 0.0000 | 0.0000 | 0.0000 | 0.0000 | 0.0000 | 0.0000 | 0.0000 |
| **Total** | **0.0000** | **0.0000** | **0.0000** | **0.0000** | | **0.0000** | **0.0000** | | **0.0000** | **0.0000** | **0.0000** | **0.0000** | **0.0000** | **0.0000** | **0.0000** | **0.0000** |

### Mitigated Construction Off-Site

| | ROG | NOx | CO | SO2 | Fugitive PM10 | Exhaust PM10 | PM10 Total | Fugitive PM2.5 | Exhaust PM2.5 | PM2.5 Total | Bio- CO2 | NBio- CO2 | Total CO2 | CH4 | N2O | CO2e |
|---|---|---|---|---|---|---|---|---|---|---|---|---|---|---|---|---|
| Category | tons/yr | | | | | | | | | | MT/yr | | | | | |
| Hauling | 1.4700e-003 | 0.0186 | 0.0164 | 5.0000e-005 | 1.5200e-003 | 2.4000e-004 | 1.7600e-003 | 4.1000e-004 | 2.2000e-004 | 6.3000e-004 | 0.0000 | 4.6799 | 4.6799 | 3.0000e-005 | 0.0000 | 4.6806 |
| Vendor | 0.0000 | 0.0000 | 0.0000 | 0.0000 | 0.0000 | 0.0000 | 0.0000 | 0.0000 | 0.0000 | 0.0000 | 0.0000 | 0.0000 | 0.0000 | 0.0000 | 0.0000 | 0.0000 |
| Worker | 0.0280 | 0.0419 | 0.4020 | 9.0000e-004 | 0.0752 | 6.1000e-004 | 0.0758 | 0.0200 | 5.6000e-004 | 0.0206 | 0.0000 | 65.7587 | 65.7587 | 3.5300e-003 | 0.0000 | 65.8329 |
| **Total** | **0.0295** | **0.0605** | **0.4184** | **9.5000e-004** | **0.0767** | **8.5000e-004** | **0.0775** | **0.0204** | **7.8000e-004** | **0.0212** | **0.0000** | **70.4385** | **70.4385** | **3.5600e-003** | **0.0000** | **70.5135** |

## 3.26 L3 Rough In - 2018

### Unmitigated Construction On-Site

| | ROG | NOx | CO | SO2 | Fugitive PM10 | Exhaust PM10 | PM10 Total | Fugitive PM2.5 | Exhaust PM2.5 | PM2.5 Total | Bio- CO2 | NBio- CO2 | Total CO2 | CH4 | N2O | CO2e |
|---|---|---|---|---|---|---|---|---|---|---|---|---|---|---|---|---|
| Category | tons/yr | | | | | | | | | | MT/yr | | | | | |
| Off-Road | 0.0000 | 0.0000 | 0.0000 | 0.0000 | | 0.0000 | 0.0000 | | 0.0000 | 0.0000 | 0.0000 | 0.0000 | 0.0000 | 0.0000 | 0.0000 | 0.0000 |
| **Total** | **0.0000** | **0.0000** | **0.0000** | **0.0000** | | **0.0000** | **0.0000** | | **0.0000** | **0.0000** | **0.0000** | **0.0000** | **0.0000** | **0.0000** | **0.0000** | **0.0000** |

### Unmitigated Construction Off-Site

| | ROG | NOx | CO | SO2 | Fugitive PM10 | Exhaust PM10 | PM10 Total | Fugitive PM2.5 | Exhaust PM2.5 | PM2.5 Total | Bio- CO2 | NBio- CO2 | Total CO2 | CH4 | N2O | CO2e |
|---|---|---|---|---|---|---|---|---|---|---|---|---|---|---|---|---|
| Category | tons/yr | | | | | | | | | | MT/yr | | | | | |
| Hauling | 5.8000e-004 | 6.8400e-003 | 6.4900e-003 | 2.0000e-005 | 1.3500e-003 | 1.0000e-004 | 1.4400e-003 | 3.4000e-004 | 9.0000e-005 | 4.3000e-004 | 0.0000 | 1.8662 | 1.8662 | 1.0000e-005 | 0.0000 | 1.8665 |
| Vendor | 0.0000 | 0.0000 | 0.0000 | 0.0000 | 0.0000 | 0.0000 | 0.0000 | 0.0000 | 0.0000 | 0.0000 | 0.0000 | 0.0000 | 0.0000 | 0.0000 | 0.0000 | 0.0000 |
| Worker | 0.0101 | 0.0153 | 0.1455 | 3.6000e-004 | 0.0305 | 2.4000e-004 | 0.0307 | 8.1100e-003 | 2.2000e-004 | 8.3300e-003 | 0.0000 | 25.6936 | 25.6936 | 1.3200e-003 | 0.0000 | 25.7213 |
| **Total** | **0.0107** | **0.0221** | **0.1520** | **3.8000e-004** | **0.0319** | **3.4000e-004** | **0.0322** | **8.4500e-003** | **3.1000e-004** | **8.7600e-003** | **0.0000** | **27.5598** | **27.5598** | **1.3300e-003** | **0.0000** | **27.5878** |

## 3.26 L3 Rough In - 2018

### Mitigated Construction On-Site

| | ROG | NOx | CO | SO2 | Fugitive PM10 | Exhaust PM10 | PM10 Total | Fugitive PM2.5 | Exhaust PM2.5 | PM2.5 Total | Bio- CO2 | NBio- CO2 | Total CO2 | CH4 | N2O | CO2e |
|---|---|---|---|---|---|---|---|---|---|---|---|---|---|---|---|---|
| Category | tons/yr | | | | | | | | | | MT/yr | | | | | |
| Off-Road | 0.0000 | 0.0000 | 0.0000 | 0.0000 | | 0.0000 | 0.0000 | | 0.0000 | 0.0000 | 0.0000 | 0.0000 | 0.0000 | 0.0000 | 0.0000 | 0.0000 |
| **Total** | **0.0000** | **0.0000** | **0.0000** | **0.0000** | | **0.0000** | **0.0000** | | **0.0000** | **0.0000** | **0.0000** | **0.0000** | **0.0000** | **0.0000** | **0.0000** | **0.0000** |

### Mitigated Construction Off-Site

| | ROG | NOx | CO | SO2 | Fugitive PM10 | Exhaust PM10 | PM10 Total | Fugitive PM2.5 | Exhaust PM2.5 | PM2.5 Total | Bio- CO2 | NBio- CO2 | Total CO2 | CH4 | N2O | CO2e |
|---|---|---|---|---|---|---|---|---|---|---|---|---|---|---|---|---|
| Category | tons/yr | | | | | | | | | | MT/yr | | | | | |
| Hauling | 5.8000e-004 | 6.8400e-003 | 6.4900e-003 | 2.0000e-005 | 1.3500e-003 | 1.0000e-004 | 1.4400e-003 | 3.4000e-004 | 9.0000e-005 | 4.3000e-004 | 0.0000 | 1.8662 | 1.8662 | 1.0000e-005 | 0.0000 | 1.8665 |
| Vendor | 0.0000 | 0.0000 | 0.0000 | 0.0000 | 0.0000 | 0.0000 | 0.0000 | 0.0000 | 0.0000 | 0.0000 | 0.0000 | 0.0000 | 0.0000 | 0.0000 | 0.0000 | 0.0000 |
| Worker | 0.0101 | 0.0153 | 0.1455 | 3.6000e-004 | 0.0305 | 2.4000e-004 | 0.0307 | 8.1100e-003 | 2.2000e-004 | 8.3300e-003 | 0.0000 | 25.6936 | 25.6936 | 1.3200e-003 | 0.0000 | 25.7213 |
| **Total** | **0.0107** | **0.0221** | **0.1520** | **3.8000e-004** | **0.0319** | **3.4000e-004** | **0.0322** | **8.4500e-003** | **3.1000e-004** | **8.7600e-003** | **0.0000** | **27.5598** | **27.5598** | **1.3300e-003** | **0.0000** | **27.5878** |

## 3.27 Mezz Parking Remove Re-shores - 2017

### Unmitigated Construction On-Site

| | ROG | NOx | CO | SO2 | Fugitive PM10 | Exhaust PM10 | PM10 Total | Fugitive PM2.5 | Exhaust PM2.5 | PM2.5 Total | Bio- CO2 | NBio- CO2 | Total CO2 | CH4 | N2O | CO2e |
|---|---|---|---|---|---|---|---|---|---|---|---|---|---|---|---|---|
| Category | tons/yr | | | | | | | | | | MT/yr | | | | | |
| Off-Road | 0.0000 | 0.0000 | 0.0000 | 0.0000 | | 0.0000 | 0.0000 | | 0.0000 | 0.0000 | 0.0000 | 0.0000 | 0.0000 | 0.0000 | 0.0000 | 0.0000 |
| **Total** | **0.0000** | **0.0000** | **0.0000** | **0.0000** | | **0.0000** | **0.0000** | | **0.0000** | **0.0000** | **0.0000** | **0.0000** | **0.0000** | **0.0000** | **0.0000** | **0.0000** |

### Unmitigated Construction Off-Site

| | ROG | NOx | CO | SO2 | Fugitive PM10 | Exhaust PM10 | PM10 Total | Fugitive PM2.5 | Exhaust PM2.5 | PM2.5 Total | Bio- CO2 | NBio- CO2 | Total CO2 | CH4 | N2O | CO2e |
|---|---|---|---|---|---|---|---|---|---|---|---|---|---|---|---|---|
| Category | tons/yr | | | | | | | | | | MT/yr | | | | | |
| Hauling | 1.3000e-004 | 1.6100e-003 | 1.4300e-003 | 0.0000 | 1.0000e-004 | 2.0000e-005 | 1.2000e-004 | 3.0000e-005 | 2.0000e-005 | 5.0000e-005 | 0.0000 | 0.4069 | 0.4069 | 0.0000 | 0.0000 | 0.4070 |
| Vendor | 0.0000 | 0.0000 | 0.0000 | 0.0000 | 0.0000 | 0.0000 | 0.0000 | 0.0000 | 0.0000 | 0.0000 | 0.0000 | 0.0000 | 0.0000 | 0.0000 | 0.0000 | 0.0000 |
| Worker | 1.6300e-003 | 2.4300e-003 | 0.0233 | 5.0000e-005 | 4.3600e-003 | 4.0000e-005 | 4.3900e-003 | 1.1600e-003 | 3.0000e-005 | 1.1900e-003 | 0.0000 | 3.8121 | 3.8121 | 2.0000e-004 | 0.0000 | 3.8164 |
| **Total** | **1.7600e-003** | **4.0400e-003** | **0.0247** | **5.0000e-005** | **4.4600e-003** | **6.0000e-005** | **4.5100e-003** | **1.1900e-003** | **5.0000e-005** | **1.2400e-003** | **0.0000** | **4.2190** | **4.2190** | **2.0000e-004** | **0.0000** | **4.2234** |

## 3.27 Mezz Parking Remove Re-shores - 2017

### Mitigated Construction On-Site

| | ROG | NOx | CO | SO2 | Fugitive PM10 | Exhaust PM10 | PM10 Total | Fugitive PM2.5 | Exhaust PM2.5 | PM2.5 Total | Bio- CO2 | NBio- CO2 | Total CO2 | CH4 | N2O | CO2e |
|---|---|---|---|---|---|---|---|---|---|---|---|---|---|---|---|---|
| Category | tons/yr | | | | | | | | | | MT/yr | | | | | |
| Off-Road | 0.0000 | 0.0000 | 0.0000 | 0.0000 | | 0.0000 | 0.0000 | | 0.0000 | 0.0000 | 0.0000 | 0.0000 | 0.0000 | 0.0000 | 0.0000 | 0.0000 |
| **Total** | **0.0000** | **0.0000** | **0.0000** | **0.0000** | | **0.0000** | **0.0000** | | **0.0000** | **0.0000** | **0.0000** | **0.0000** | **0.0000** | **0.0000** | **0.0000** | **0.0000** |

### Mitigated Construction Off-Site

| | ROG | NOx | CO | SO2 | Fugitive PM10 | Exhaust PM10 | PM10 Total | Fugitive PM2.5 | Exhaust PM2.5 | PM2.5 Total | Bio- CO2 | NBio- CO2 | Total CO2 | CH4 | N2O | CO2e |
|---|---|---|---|---|---|---|---|---|---|---|---|---|---|---|---|---|
| Category | tons/yr | | | | | | | | | | MT/yr | | | | | |
| Hauling | 1.3000e-004 | 1.6100e-003 | 1.4300e-003 | 0.0000 | 1.0000e-004 | 2.0000e-005 | 1.2000e-004 | 3.0000e-005 | 2.0000e-005 | 5.0000e-005 | 0.0000 | 0.4069 | 0.4069 | 0.0000 | 0.0000 | 0.4070 |
| Vendor | 0.0000 | 0.0000 | 0.0000 | 0.0000 | 0.0000 | 0.0000 | 0.0000 | 0.0000 | 0.0000 | 0.0000 | 0.0000 | 0.0000 | 0.0000 | 0.0000 | 0.0000 | 0.0000 |
| Worker | 1.6300e-003 | 2.4300e-003 | 0.0233 | 5.0000e-005 | 4.3600e-003 | 4.0000e-005 | 4.3900e-003 | 1.1600e-003 | 3.0000e-005 | 1.1900e-003 | 0.0000 | 3.8121 | 3.8121 | 2.0000e-004 | 0.0000 | 3.8164 |
| **Total** | **1.7600e-003** | **4.0400e-003** | **0.0247** | **5.0000e-005** | **4.4600e-003** | **6.0000e-005** | **4.5100e-003** | **1.1900e-003** | **5.0000e-005** | **1.2400e-003** | **0.0000** | **4.2190** | **4.2190** | **2.0000e-004** | **0.0000** | **4.2234** |

## 3.28 Mezz Parking Build out - 2017

### Unmitigated Construction On-Site

| | ROG | NOx | CO | SO2 | Fugitive PM10 | Exhaust PM10 | PM10 Total | Fugitive PM2.5 | Exhaust PM2.5 | PM2.5 Total | Bio- CO2 | NBio- CO2 | Total CO2 | CH4 | N2O | CO2e |
|---|---|---|---|---|---|---|---|---|---|---|---|---|---|---|---|---|
| Category | tons/yr | | | | | | | | | | MT/yr | | | | | |
| Off-Road | 0.0255 | 0.2601 | 0.1942 | 2.9000e-004 | | 0.0158 | 0.0158 | | 0.0145 | 0.0145 | 0.0000 | 26.2854 | 26.2854 | 7.9000e-003 | 0.0000 | 26.4513 |
| Paving | 0.0000 | | | | | 0.0000 | 0.0000 | | 0.0000 | 0.0000 | 0.0000 | 0.0000 | 0.0000 | 0.0000 | 0.0000 | 0.0000 |
| **Total** | **0.0255** | **0.2601** | **0.1942** | **2.9000e-004** | | **0.0158** | **0.0158** | | **0.0145** | **0.0145** | **0.0000** | **26.2854** | **26.2854** | **7.9000e-003** | **0.0000** | **26.4513** |

### Unmitigated Construction Off-Site

| | ROG | NOx | CO | SO2 | Fugitive PM10 | Exhaust PM10 | PM10 Total | Fugitive PM2.5 | Exhaust PM2.5 | PM2.5 Total | Bio- CO2 | NBio- CO2 | Total CO2 | CH4 | N2O | CO2e |
|---|---|---|---|---|---|---|---|---|---|---|---|---|---|---|---|---|
| Category | tons/yr | | | | | | | | | | MT/yr | | | | | |
| Hauling | 9.2000e-004 | 0.0116 | 0.0102 | 3.0000e-005 | 1.0800e-003 | 1.5000e-004 | 1.2300e-003 | 2.9000e-004 | 1.4000e-004 | 4.2000e-004 | 0.0000 | 2.9164 | 2.9164 | 2.0000e-005 | 0.0000 | 2.9169 |
| Vendor | 0.0000 | 0.0000 | 0.0000 | 0.0000 | 0.0000 | 0.0000 | 0.0000 | 0.0000 | 0.0000 | 0.0000 | 0.0000 | 0.0000 | 0.0000 | 0.0000 | 0.0000 | 0.0000 |
| Worker | 0.0175 | 0.0261 | 0.2505 | 5.6000e-004 | 0.0468 | 3.8000e-004 | 0.0472 | 0.0125 | 3.5000e-004 | 0.0128 | 0.0000 | 40.9801 | 40.9801 | 2.2000e-003 | 0.0000 | 41.0263 |
| **Total** | **0.0184** | **0.0377** | **0.2608** | **5.9000e-004** | **0.0479** | **5.3000e-004** | **0.0485** | **0.0128** | **4.9000e-004** | **0.0132** | **0.0000** | **43.8965** | **43.8965** | **2.2200e-003** | **0.0000** | **43.9432** |

## 3.28 Mezz Parking Build out - 2017

### Mitigated Construction On-Site

| | ROG | NOx | CO | SO2 | Fugitive PM10 | Exhaust PM10 | PM10 Total | Fugitive PM2.5 | Exhaust PM2.5 | PM2.5 Total | Bio- CO2 | NBio- CO2 | Total CO2 | CH4 | N2O | CO2e |
|---|---|---|---|---|---|---|---|---|---|---|---|---|---|---|---|---|
| Category | tons/yr | | | | | | | | | | MT/yr | | | | | |
| Off-Road | 0.0255 | 0.2601 | 0.1942 | 2.9000e-004 | | 0.0158 | 0.0158 | | 0.0145 | 0.0145 | 0.0000 | 26.2853 | 26.2853 | 7.9000e-003 | 0.0000 | 26.4513 |
| Paving | 0.0000 | | | | | 0.0000 | 0.0000 | | 0.0000 | 0.0000 | 0.0000 | 0.0000 | 0.0000 | 0.0000 | 0.0000 | 0.0000 |
| **Total** | **0.0255** | **0.2601** | **0.1942** | **2.9000e-004** | | **0.0158** | **0.0158** | | **0.0145** | **0.0145** | **0.0000** | **26.2853** | **26.2853** | **7.9000e-003** | **0.0000** | **26.4513** |

### Mitigated Construction Off-Site

| | ROG | NOx | CO | SO2 | Fugitive PM10 | Exhaust PM10 | PM10 Total | Fugitive PM2.5 | Exhaust PM2.5 | PM2.5 Total | Bio- CO2 | NBio- CO2 | Total CO2 | CH4 | N2O | CO2e |
|---|---|---|---|---|---|---|---|---|---|---|---|---|---|---|---|---|
| Category | tons/yr | | | | | | | | | | MT/yr | | | | | |
| Hauling | 9.2000e-004 | 0.0116 | 0.0102 | 3.0000e-005 | 1.0800e-003 | 1.5000e-004 | 1.2300e-003 | 2.9000e-004 | 1.4000e-004 | 4.2000e-004 | 0.0000 | 2.9164 | 2.9164 | 2.0000e-005 | 0.0000 | 2.9169 |
| Vendor | 0.0000 | 0.0000 | 0.0000 | 0.0000 | 0.0000 | 0.0000 | 0.0000 | 0.0000 | 0.0000 | 0.0000 | 0.0000 | 0.0000 | 0.0000 | 0.0000 | 0.0000 | 0.0000 |
| Worker | 0.0175 | 0.0261 | 0.2505 | 5.6000e-004 | 0.0468 | 3.8000e-004 | 0.0472 | 0.0125 | 3.5000e-004 | 0.0128 | 0.0000 | 40.9801 | 40.9801 | 2.2000e-003 | 0.0000 | 41.0263 |
| **Total** | **0.0184** | **0.0377** | **0.2608** | **5.9000e-004** | **0.0479** | **5.3000e-004** | **0.0485** | **0.0128** | **4.9000e-004** | **0.0132** | **0.0000** | **43.8965** | **43.8965** | **2.2200e-003** | **0.0000** | **43.9432** |

## 3.28 Mezz Parking Build out - 2018

### Unmitigated Construction On-Site

| | ROG | NOx | CO | SO2 | Fugitive PM10 | Exhaust PM10 | PM10 Total | Fugitive PM2.5 | Exhaust PM2.5 | PM2.5 Total | Bio- CO2 | NBio- CO2 | Total CO2 | CH4 | N2O | CO2e |
|---|---|---|---|---|---|---|---|---|---|---|---|---|---|---|---|---|
| Category | tons/yr | | | | | | | | | | MT/yr | | | | | |
| Off-Road | 0.0141 | 0.1443 | 0.1242 | 1.9000e-004 | | 8.4400e-003 | 8.4400e-003 | | 7.7700e-003 | 7.7700e-003 | 0.0000 | 16.8483 | 16.8483 | 5.1500e-003 | 0.0000 | 16.9563 |
| Paving | 0.0000 | | | | | 0.0000 | 0.0000 | | 0.0000 | 0.0000 | 0.0000 | 0.0000 | 0.0000 | 0.0000 | 0.0000 | 0.0000 |
| **Total** | **0.0141** | **0.1443** | **0.1242** | **1.9000e-004** | | **8.4400e-003** | **8.4400e-003** | | **7.7700e-003** | **7.7700e-003** | **0.0000** | **16.8483** | **16.8483** | **5.1500e-003** | **0.0000** | **16.9563** |

### Unmitigated Construction Off-Site

| | ROG | NOx | CO | SO2 | Fugitive PM10 | Exhaust PM10 | PM10 Total | Fugitive PM2.5 | Exhaust PM2.5 | PM2.5 Total | Bio- CO2 | NBio- CO2 | Total CO2 | CH4 | N2O | CO2e |
|---|---|---|---|---|---|---|---|---|---|---|---|---|---|---|---|---|
| Category | tons/yr | | | | | | | | | | MT/yr | | | | | |
| Hauling | 5.8000e-004 | 6.8400e-003 | 6.4900e-003 | 2.0000e-005 | 1.0200e-003 | 1.0000e-004 | 1.1100e-003 | 2.6000e-004 | 9.0000e-005 | 3.5000e-004 | 0.0000 | 1.8662 | 1.8662 | 1.0000e-005 | 0.0000 | 1.8665 |
| Vendor | 0.0000 | 0.0000 | 0.0000 | 0.0000 | 0.0000 | 0.0000 | 0.0000 | 0.0000 | 0.0000 | 0.0000 | 0.0000 | 0.0000 | 0.0000 | 0.0000 | 0.0000 | 0.0000 |
| Worker | 0.0101 | 0.0153 | 0.1455 | 3.6000e-004 | 0.0305 | 2.4000e-004 | 0.0307 | 8.1100e-003 | 2.2000e-004 | 8.3300e-003 | 0.0000 | 25.6936 | 25.6936 | 1.3200e-003 | 0.0000 | 25.7213 |
| **Total** | **0.0107** | **0.0221** | **0.1520** | **3.8000e-004** | **0.0315** | **3.4000e-004** | **0.0319** | **8.3700e-003** | **3.1000e-004** | **8.6800e-003** | **0.0000** | **27.5598** | **27.5598** | **1.3300e-003** | **0.0000** | **27.5878** |

## 3.28 Mezz Parking Build out - 2018

### Mitigated Construction On-Site

| | ROG | NOx | CO | SO2 | Fugitive PM10 | Exhaust PM10 | PM10 Total | Fugitive PM2.5 | Exhaust PM2.5 | PM2.5 Total | Bio- CO2 | NBio- CO2 | Total CO2 | CH4 | N2O | CO2e |
|---|---|---|---|---|---|---|---|---|---|---|---|---|---|---|---|---|
| Category | tons/yr | | | | | | | | | | MT/yr | | | | | |
| Off-Road | 0.0141 | 0.1443 | 0.1242 | 1.9000e-004 | | 8.4400e-003 | 8.4400e-003 | | 7.7700e-003 | 7.7700e-003 | 0.0000 | 16.8483 | 16.8483 | 5.1500e-003 | 0.0000 | 16.9563 |
| Paving | 0.0000 | | | | | 0.0000 | 0.0000 | | 0.0000 | 0.0000 | 0.0000 | 0.0000 | 0.0000 | 0.0000 | 0.0000 | 0.0000 |
| **Total** | **0.0141** | **0.1443** | **0.1242** | **1.9000e-004** | | **8.4400e-003** | **8.4400e-003** | | **7.7700e-003** | **7.7700e-003** | **0.0000** | **16.8483** | **16.8483** | **5.1500e-003** | **0.0000** | **16.9563** |

### Mitigated Construction Off-Site

| | ROG | NOx | CO | SO2 | Fugitive PM10 | Exhaust PM10 | PM10 Total | Fugitive PM2.5 | Exhaust PM2.5 | PM2.5 Total | Bio- CO2 | NBio- CO2 | Total CO2 | CH4 | N2O | CO2e |
|---|---|---|---|---|---|---|---|---|---|---|---|---|---|---|---|---|
| Category | tons/yr | | | | | | | | | | MT/yr | | | | | |
| Hauling | 5.8000e-004 | 6.8400e-003 | 6.4900e-003 | 2.0000e-005 | 1.0200e-003 | 1.0000e-004 | 1.1100e-003 | 2.6000e-004 | 9.0000e-005 | 3.5000e-004 | 0.0000 | 1.8662 | 1.8662 | 1.0000e-005 | 0.0000 | 1.8665 |
| Vendor | 0.0000 | 0.0000 | 0.0000 | 0.0000 | 0.0000 | 0.0000 | 0.0000 | 0.0000 | 0.0000 | 0.0000 | 0.0000 | 0.0000 | 0.0000 | 0.0000 | 0.0000 | 0.0000 |
| Worker | 0.0101 | 0.0153 | 0.1455 | 3.6000e-004 | 0.0305 | 2.4000e-004 | 0.0307 | 8.1100e-003 | 2.2000e-004 | 8.3300e-003 | 0.0000 | 25.6936 | 25.6936 | 1.3200e-003 | 0.0000 | 25.7213 |
| **Total** | **0.0107** | **0.0221** | **0.1520** | **3.8000e-004** | **0.0315** | **3.4000e-004** | **0.0319** | **8.3700e-003** | **3.1000e-004** | **8.6800e-003** | **0.0000** | **27.5598** | **27.5598** | **1.3300e-003** | **0.0000** | **27.5878** |

## 3.29 5th Floor Framing - 2017

### Unmitigated Construction On-Site

| | ROG | NOx | CO | SO2 | Fugitive PM10 | Exhaust PM10 | PM10 Total | Fugitive PM2.5 | Exhaust PM2.5 | PM2.5 Total | Bio- CO2 | NBio- CO2 | Total CO2 | CH4 | N2O | CO2e |
|---|---|---|---|---|---|---|---|---|---|---|---|---|---|---|---|---|
| Category | tons/yr | | | | | | | | | | MT/yr | | | | | |
| Off-Road | 0.0000 | 0.0000 | 0.0000 | 0.0000 | | 0.0000 | 0.0000 | | 0.0000 | 0.0000 | 0.0000 | 0.0000 | 0.0000 | 0.0000 | 0.0000 | 0.0000 |
| **Total** | **0.0000** | **0.0000** | **0.0000** | **0.0000** | | **0.0000** | **0.0000** | | **0.0000** | **0.0000** | **0.0000** | **0.0000** | **0.0000** | **0.0000** | **0.0000** | **0.0000** |

### Unmitigated Construction Off-Site

| | ROG | NOx | CO | SO2 | Fugitive PM10 | Exhaust PM10 | PM10 Total | Fugitive PM2.5 | Exhaust PM2.5 | PM2.5 Total | Bio- CO2 | NBio- CO2 | Total CO2 | CH4 | N2O | CO2e |
|---|---|---|---|---|---|---|---|---|---|---|---|---|---|---|---|---|
| Category | tons/yr | | | | | | | | | | MT/yr | | | | | |
| Hauling | 6.6000e-004 | 8.3400e-003 | 7.3900e-003 | 2.0000e-005 | 5.2000e-004 | 1.1000e-004 | 6.3000e-004 | 1.4000e-004 | 1.0000e-004 | 2.4000e-004 | 0.0000 | 2.1025 | 2.1025 | 2.0000e-005 | 0.0000 | 2.1029 |
| Vendor | 0.0000 | 0.0000 | 0.0000 | 0.0000 | 0.0000 | 0.0000 | 0.0000 | 0.0000 | 0.0000 | 0.0000 | 0.0000 | 0.0000 | 0.0000 | 0.0000 | 0.0000 | 0.0000 |
| Worker | 0.0134 | 0.0201 | 0.1923 | 4.3000e-004 | 0.0359 | 2.9000e-004 | 0.0362 | 9.5600e-003 | 2.7000e-004 | 9.8300e-003 | 0.0000 | 31.4498 | 31.4498 | 1.6900e-003 | 0.0000 | 31.4853 |
| **Total** | **0.0141** | **0.0284** | **0.1997** | **4.5000e-004** | **0.0365** | **4.0000e-004** | **0.0369** | **9.7000e-003** | **3.7000e-004** | **0.0101** | **0.0000** | **33.5524** | **33.5524** | **1.7100e-003** | **0.0000** | **33.5882** |

## 3.29 5th Floor Framing - 2017

### Mitigated Construction On-Site

| | ROG | NOx | CO | SO2 | Fugitive PM10 | Exhaust PM10 | PM10 Total | Fugitive PM2.5 | Exhaust PM2.5 | PM2.5 Total | Bio- CO2 | NBio- CO2 | Total CO2 | CH4 | N2O | CO2e |
|---|---|---|---|---|---|---|---|---|---|---|---|---|---|---|---|---|
| Category | tons/yr | | | | | | | | | | MT/yr | | | | | |
| Off-Road | 0.0000 | 0.0000 | 0.0000 | 0.0000 | | 0.0000 | 0.0000 | | 0.0000 | 0.0000 | 0.0000 | 0.0000 | 0.0000 | 0.0000 | 0.0000 | 0.0000 |
| **Total** | **0.0000** | **0.0000** | **0.0000** | **0.0000** | | **0.0000** | **0.0000** | | **0.0000** | **0.0000** | **0.0000** | **0.0000** | **0.0000** | **0.0000** | **0.0000** | **0.0000** |

### Mitigated Construction Off-Site

| | ROG | NOx | CO | SO2 | Fugitive PM10 | Exhaust PM10 | PM10 Total | Fugitive PM2.5 | Exhaust PM2.5 | PM2.5 Total | Bio- CO2 | NBio- CO2 | Total CO2 | CH4 | N2O | CO2e |
|---|---|---|---|---|---|---|---|---|---|---|---|---|---|---|---|---|
| Category | tons/yr | | | | | | | | | | MT/yr | | | | | |
| Hauling | 6.6000e-004 | 8.3400e-003 | 7.3900e-003 | 2.0000e-005 | 5.2000e-004 | 1.1000e-004 | 6.3000e-004 | 1.4000e-004 | 1.0000e-004 | 2.4000e-004 | 0.0000 | 2.1025 | 2.1025 | 2.0000e-005 | 0.0000 | 2.1029 |
| Vendor | 0.0000 | 0.0000 | 0.0000 | 0.0000 | 0.0000 | 0.0000 | 0.0000 | 0.0000 | 0.0000 | 0.0000 | 0.0000 | 0.0000 | 0.0000 | 0.0000 | 0.0000 | 0.0000 |
| Worker | 0.0134 | 0.0201 | 0.1923 | 4.3000e-004 | 0.0359 | 2.9000e-004 | 0.0362 | 9.5600e-003 | 2.7000e-004 | 9.8300e-003 | 0.0000 | 31.4498 | 31.4498 | 1.6900e-003 | 0.0000 | 31.4853 |
| **Total** | **0.0141** | **0.0284** | **0.1997** | **4.5000e-004** | **0.0365** | **4.0000e-004** | **0.0369** | **9.7000e-003** | **3.7000e-004** | **0.0101** | **0.0000** | **33.5524** | **33.5524** | **1.7100e-003** | **0.0000** | **33.5882** |

## 3.30 L4 Rough In - 2017

### Unmitigated Construction On-Site

| | ROG | NOx | CO | SO2 | Fugitive PM10 | Exhaust PM10 | PM10 Total | Fugitive PM2.5 | Exhaust PM2.5 | PM2.5 Total | Bio- CO2 | NBio- CO2 | Total CO2 | CH4 | N2O | CO2e |
|---|---|---|---|---|---|---|---|---|---|---|---|---|---|---|---|---|
| Category | tons/yr | | | | | | | | | | MT/yr | | | | | |
| Off-Road | 0.0000 | 0.0000 | 0.0000 | 0.0000 | | 0.0000 | 0.0000 | | 0.0000 | 0.0000 | 0.0000 | 0.0000 | 0.0000 | 0.0000 | 0.0000 | 0.0000 |
| **Total** | **0.0000** | **0.0000** | **0.0000** | **0.0000** | | **0.0000** | **0.0000** | | **0.0000** | **0.0000** | **0.0000** | **0.0000** | **0.0000** | **0.0000** | **0.0000** | **0.0000** |

### Unmitigated Construction Off-Site

| | ROG | NOx | CO | SO2 | Fugitive PM10 | Exhaust PM10 | PM10 Total | Fugitive PM2.5 | Exhaust PM2.5 | PM2.5 Total | Bio- CO2 | NBio- CO2 | Total CO2 | CH4 | N2O | CO2e |
|---|---|---|---|---|---|---|---|---|---|---|---|---|---|---|---|---|
| Category | tons/yr | | | | | | | | | | MT/yr | | | | | |
| Hauling | 8.3000e-004 | 0.0105 | 9.2900e-003 | 3.0000e-005 | 1.3900e-003 | 1.4000e-004 | 1.5300e-003 | 3.6000e-004 | 1.2000e-004 | 4.9000e-004 | 0.0000 | 2.6451 | 2.6451 | 2.0000e-005 | 0.0000 | 2.6455 |
| Vendor | 0.0000 | 0.0000 | 0.0000 | 0.0000 | 0.0000 | 0.0000 | 0.0000 | 0.0000 | 0.0000 | 0.0000 | 0.0000 | 0.0000 | 0.0000 | 0.0000 | 0.0000 | 0.0000 |
| Worker | 0.0159 | 0.0237 | 0.2272 | 5.1000e-004 | 0.0425 | 3.5000e-004 | 0.0428 | 0.0113 | 3.2000e-004 | 0.0116 | 0.0000 | 37.1680 | 37.1680 | 2.0000e-003 | 0.0000 | 37.2099 |
| **Total** | **0.0167** | **0.0342** | **0.2365** | **5.4000e-004** | **0.0439** | **4.9000e-004** | **0.0444** | **0.0117** | **4.4000e-004** | **0.0121** | **0.0000** | **39.8131** | **39.8131** | **2.0200e-003** | **0.0000** | **39.8554** |

## 3.30 L4 Rough In - 2017

### Mitigated Construction On-Site

| | ROG | NOx | CO | SO2 | Fugitive PM10 | Exhaust PM10 | PM10 Total | Fugitive PM2.5 | Exhaust PM2.5 | PM2.5 Total | Bio- CO2 | NBio- CO2 | Total CO2 | CH4 | N2O | CO2e |
|---|---|---|---|---|---|---|---|---|---|---|---|---|---|---|---|---|
| Category | tons/yr | | | | | | | | | | MT/yr | | | | | |
| Off-Road | 0.0000 | 0.0000 | 0.0000 | 0.0000 | | 0.0000 | 0.0000 | | 0.0000 | 0.0000 | 0.0000 | 0.0000 | 0.0000 | 0.0000 | 0.0000 | 0.0000 |
| **Total** | **0.0000** | **0.0000** | **0.0000** | **0.0000** | | **0.0000** | **0.0000** | | **0.0000** | **0.0000** | **0.0000** | **0.0000** | **0.0000** | **0.0000** | **0.0000** | **0.0000** |

### Mitigated Construction Off-Site

| | ROG | NOx | CO | SO2 | Fugitive PM10 | Exhaust PM10 | PM10 Total | Fugitive PM2.5 | Exhaust PM2.5 | PM2.5 Total | Bio- CO2 | NBio- CO2 | Total CO2 | CH4 | N2O | CO2e |
|---|---|---|---|---|---|---|---|---|---|---|---|---|---|---|---|---|
| Category | tons/yr | | | | | | | | | | MT/yr | | | | | |
| Hauling | 8.3000e-004 | 0.0105 | 9.2900e-003 | 3.0000e-005 | 1.3900e-003 | 1.4000e-004 | 1.5300e-003 | 3.6000e-004 | 1.2000e-004 | 4.9000e-004 | 0.0000 | 2.6451 | 2.6451 | 2.0000e-005 | 0.0000 | 2.6455 |
| Vendor | 0.0000 | 0.0000 | 0.0000 | 0.0000 | 0.0000 | 0.0000 | 0.0000 | 0.0000 | 0.0000 | 0.0000 | 0.0000 | 0.0000 | 0.0000 | 0.0000 | 0.0000 | 0.0000 |
| Worker | 0.0159 | 0.0237 | 0.2272 | 5.1000e-004 | 0.0425 | 3.5000e-004 | 0.0428 | 0.0113 | 3.2000e-004 | 0.0116 | 0.0000 | 37.1680 | 37.1680 | 2.0000e-003 | 0.0000 | 37.2099 |
| **Total** | **0.0167** | **0.0342** | **0.2365** | **5.4000e-004** | **0.0439** | **4.9000e-004** | **0.0444** | **0.0117** | **4.4000e-004** | **0.0121** | **0.0000** | **39.8131** | **39.8131** | **2.0200e-003** | **0.0000** | **39.8554** |

## 3.30 L4 Rough In - 2018

### Unmitigated Construction On-Site

| | ROG | NOx | CO | SO2 | Fugitive PM10 | Exhaust PM10 | PM10 Total | Fugitive PM2.5 | Exhaust PM2.5 | PM2.5 Total | Bio- CO2 | NBio- CO2 | Total CO2 | CH4 | N2O | CO2e |
|---|---|---|---|---|---|---|---|---|---|---|---|---|---|---|---|---|
| Category | tons/yr | | | | | | | | | | MT/yr | | | | | |
| Off-Road | 0.0000 | 0.0000 | 0.0000 | 0.0000 | | 0.0000 | 0.0000 | | 0.0000 | 0.0000 | 0.0000 | 0.0000 | 0.0000 | 0.0000 | 0.0000 | 0.0000 |
| **Total** | **0.0000** | **0.0000** | **0.0000** | **0.0000** | | **0.0000** | **0.0000** | | **0.0000** | **0.0000** | **0.0000** | **0.0000** | **0.0000** | **0.0000** | **0.0000** | **0.0000** |

### Unmitigated Construction Off-Site

| | ROG | NOx | CO | SO2 | Fugitive PM10 | Exhaust PM10 | PM10 Total | Fugitive PM2.5 | Exhaust PM2.5 | PM2.5 Total | Bio- CO2 | NBio- CO2 | Total CO2 | CH4 | N2O | CO2e |
|---|---|---|---|---|---|---|---|---|---|---|---|---|---|---|---|---|
| Category | tons/yr | | | | | | | | | | MT/yr | | | | | |
| Hauling | 1.2000e-003 | 0.0142 | 0.0135 | 4.0000e-005 | 1.4700e-003 | 2.0000e-004 | 1.6700e-003 | 3.9000e-004 | 1.8000e-004 | 5.7000e-004 | 0.0000 | 3.8657 | 3.8657 | 3.0000e-005 | 0.0000 | 3.8663 |
| Vendor | 0.0000 | 0.0000 | 0.0000 | 0.0000 | 0.0000 | 0.0000 | 0.0000 | 0.0000 | 0.0000 | 0.0000 | 0.0000 | 0.0000 | 0.0000 | 0.0000 | 0.0000 | 0.0000 |
| Worker | 0.0209 | 0.0317 | 0.3014 | 7.5000e-004 | 0.0632 | 5.0000e-004 | 0.0637 | 0.0168 | 4.6000e-004 | 0.0173 | 0.0000 | 53.2225 | 53.2225 | 2.7300e-003 | 0.0000 | 53.2798 |
| **Total** | **0.0221** | **0.0459** | **0.3148** | **7.9000e-004** | **0.0646** | **7.0000e-004** | **0.0653** | **0.0172** | **6.4000e-004** | **0.0178** | **0.0000** | **57.0882** | **57.0882** | **2.7600e-003** | **0.0000** | **57.1461** |

## 3.30 L4 Rough In - 2018

### Mitigated Construction On-Site

| | ROG | NOx | CO | SO2 | Fugitive PM10 | Exhaust PM10 | PM10 Total | Fugitive PM2.5 | Exhaust PM2.5 | PM2.5 Total | Bio- CO2 | NBio- CO2 | Total CO2 | CH4 | N2O | CO2e |
|---|---|---|---|---|---|---|---|---|---|---|---|---|---|---|---|---|
| Category | tons/yr | | | | | | | | | | MT/yr | | | | | |
| Off-Road | 0.0000 | 0.0000 | 0.0000 | 0.0000 | | 0.0000 | 0.0000 | | 0.0000 | 0.0000 | 0.0000 | 0.0000 | 0.0000 | 0.0000 | 0.0000 | 0.0000 |
| **Total** | **0.0000** | **0.0000** | **0.0000** | **0.0000** | | **0.0000** | **0.0000** | | **0.0000** | **0.0000** | **0.0000** | **0.0000** | **0.0000** | **0.0000** | **0.0000** | **0.0000** |

### Mitigated Construction Off-Site

| | ROG | NOx | CO | SO2 | Fugitive PM10 | Exhaust PM10 | PM10 Total | Fugitive PM2.5 | Exhaust PM2.5 | PM2.5 Total | Bio- CO2 | NBio- CO2 | Total CO2 | CH4 | N2O | CO2e |
|---|---|---|---|---|---|---|---|---|---|---|---|---|---|---|---|---|
| Category | tons/yr | | | | | | | | | | MT/yr | | | | | |
| Hauling | 1.2000e-003 | 0.0142 | 0.0135 | 4.0000e-005 | 1.4700e-003 | 2.0000e-004 | 1.6700e-003 | 3.9000e-004 | 1.8000e-004 | 5.7000e-004 | 0.0000 | 3.8657 | 3.8657 | 3.0000e-005 | 0.0000 | 3.8663 |
| Vendor | 0.0000 | 0.0000 | 0.0000 | 0.0000 | 0.0000 | 0.0000 | 0.0000 | 0.0000 | 0.0000 | 0.0000 | 0.0000 | 0.0000 | 0.0000 | 0.0000 | 0.0000 | 0.0000 |
| Worker | 0.0209 | 0.0317 | 0.3014 | 7.5000e-004 | 0.0632 | 5.0000e-004 | 0.0637 | 0.0168 | 4.6000e-004 | 0.0173 | 0.0000 | 53.2225 | 53.2225 | 2.7300e-003 | 0.0000 | 53.2798 |
| **Total** | **0.0221** | **0.0459** | **0.3148** | **7.9000e-004** | **0.0646** | **7.0000e-004** | **0.0653** | **0.0172** | **6.4000e-004** | **0.0178** | **0.0000** | **57.0882** | **57.0882** | **2.7600e-003** | **0.0000** | **57.1461** |

## 3.31 L2 Finishes - 2017

### Unmitigated Construction On-Site

| | ROG | NOx | CO | SO2 | Fugitive PM10 | Exhaust PM10 | PM10 Total | Fugitive PM2.5 | Exhaust PM2.5 | PM2.5 Total | Bio- CO2 | NBio- CO2 | Total CO2 | CH4 | N2O | CO2e |
|---|---|---|---|---|---|---|---|---|---|---|---|---|---|---|---|---|
| Category | tons/yr | | | | | | | | | | MT/yr | | | | | |
| Archit. Coating | 0.4266 | | | | | 0.0000 | 0.0000 | | 0.0000 | 0.0000 | 0.0000 | 0.0000 | 0.0000 | 0.0000 | 0.0000 | 0.0000 |
| Off-Road | 3.3200e-003 | 0.0219 | 0.0187 | 3.0000e-005 | | 1.7300e-003 | 1.7300e-003 | | 1.7300e-003 | 1.7300e-003 | 0.0000 | 2.5533 | 2.5533 | 2.7000e-004 | 0.0000 | 2.5589 |
| **Total** | **0.4299** | **0.0219** | **0.0187** | **3.0000e-005** | | **1.7300e-003** | **1.7300e-003** | | **1.7300e-003** | **1.7300e-003** | **0.0000** | **2.5533** | **2.5533** | **2.7000e-004** | **0.0000** | **2.5589** |

### Unmitigated Construction Off-Site

| | ROG | NOx | CO | SO2 | Fugitive PM10 | Exhaust PM10 | PM10 Total | Fugitive PM2.5 | Exhaust PM2.5 | PM2.5 Total | Bio- CO2 | NBio- CO2 | Total CO2 | CH4 | N2O | CO2e |
|---|---|---|---|---|---|---|---|---|---|---|---|---|---|---|---|---|
| Category | tons/yr | | | | | | | | | | MT/yr | | | | | |
| Hauling | 4.3000e-004 | 5.3800e-003 | 4.7600e-003 | 2.0000e-005 | 1.2900e-003 | 7.0000e-005 | 1.3600e-003 | 3.3000e-004 | 6.0000e-005 | 3.9000e-004 | 0.0000 | 1.3565 | 1.3565 | 1.0000e-005 | 0.0000 | 1.3567 |
| Vendor | 0.0000 | 0.0000 | 0.0000 | 0.0000 | 0.0000 | 0.0000 | 0.0000 | 0.0000 | 0.0000 | 0.0000 | 0.0000 | 0.0000 | 0.0000 | 0.0000 | 0.0000 | 0.0000 |
| Worker | 8.1300e-003 | 0.0122 | 0.1165 | 2.6000e-004 | 0.0218 | 1.8000e-004 | 0.0220 | 5.7900e-003 | 1.6000e-004 | 5.9600e-003 | 0.0000 | 19.0605 | 19.0605 | 1.0200e-003 | 0.0000 | 19.0820 |
| **Total** | **8.5600e-003** | **0.0175** | **0.1213** | **2.8000e-004** | **0.0231** | **2.5000e-004** | **0.0233** | **6.1200e-003** | **2.2000e-004** | **6.3500e-003** | **0.0000** | **20.4170** | **20.4170** | **1.0300e-003** | **0.0000** | **20.4387** |

## 3.31 L2 Finishes - 2017

### Mitigated Construction On-Site

| | ROG | NOx | CO | SO2 | Fugitive PM10 | Exhaust PM10 | PM10 Total | Fugitive PM2.5 | Exhaust PM2.5 | PM2.5 Total | Bio- CO2 | NBio- CO2 | Total CO2 | CH4 | N2O | CO2e |
|---|---|---|---|---|---|---|---|---|---|---|---|---|---|---|---|---|
| Category | tons/yr | | | | | | | | | | MT/yr | | | | | |
| Archit. Coating | 0.4266 | | | | | 0.0000 | 0.0000 | | 0.0000 | 0.0000 | 0.0000 | 0.0000 | 0.0000 | 0.0000 | 0.0000 | 0.0000 |
| Off-Road | 3.3200e-003 | 0.0219 | 0.0187 | 3.0000e-005 | | 1.7300e-003 | 1.7300e-003 | | 1.7300e-003 | 1.7300e-003 | 0.0000 | 2.5533 | 2.5533 | 2.7000e-004 | 0.0000 | 2.5589 |
| **Total** | **0.4299** | **0.0219** | **0.0187** | **3.0000e-005** | | **1.7300e-003** | **1.7300e-003** | | **1.7300e-003** | **1.7300e-003** | **0.0000** | **2.5533** | **2.5533** | **2.7000e-004** | **0.0000** | **2.5589** |

### Mitigated Construction Off-Site

| | ROG | NOx | CO | SO2 | Fugitive PM10 | Exhaust PM10 | PM10 Total | Fugitive PM2.5 | Exhaust PM2.5 | PM2.5 Total | Bio- CO2 | NBio- CO2 | Total CO2 | CH4 | N2O | CO2e |
|---|---|---|---|---|---|---|---|---|---|---|---|---|---|---|---|---|
| Category | tons/yr | | | | | | | | | | MT/yr | | | | | |
| Hauling | 4.3000e-004 | 5.3800e-003 | 4.7600e-003 | 2.0000e-005 | 1.2900e-003 | 7.0000e-005 | 1.3600e-003 | 3.3000e-004 | 6.0000e-005 | 3.9000e-004 | 0.0000 | 1.3565 | 1.3565 | 1.0000e-005 | 0.0000 | 1.3567 |
| Vendor | 0.0000 | 0.0000 | 0.0000 | 0.0000 | 0.0000 | 0.0000 | 0.0000 | 0.0000 | 0.0000 | 0.0000 | 0.0000 | 0.0000 | 0.0000 | 0.0000 | 0.0000 | 0.0000 |
| Worker | 8.1300e-003 | 0.0122 | 0.1165 | 2.6000e-004 | 0.0218 | 1.8000e-004 | 0.0220 | 5.7900e-003 | 1.6000e-004 | 5.9600e-003 | 0.0000 | 19.0605 | 19.0605 | 1.0200e-003 | 0.0000 | 19.0820 |
| **Total** | **8.5600e-003** | **0.0175** | **0.1213** | **2.8000e-004** | **0.0231** | **2.5000e-004** | **0.0233** | **6.1200e-003** | **2.2000e-004** | **6.3500e-003** | **0.0000** | **20.4170** | **20.4170** | **1.0300e-003** | **0.0000** | **20.4387** |

## 3.31 L2 Finishes - 2018

### Unmitigated Construction On-Site

| | ROG | NOx | CO | SO2 | Fugitive PM10 | Exhaust PM10 | PM10 Total | Fugitive PM2.5 | Exhaust PM2.5 | PM2.5 Total | Bio- CO2 | NBio- CO2 | Total CO2 | CH4 | N2O | CO2e |
|---|---|---|---|---|---|---|---|---|---|---|---|---|---|---|---|---|
| Category | tons/yr | | | | | | | | | | MT/yr | | | | | |
| Archit. Coating | 1.5998 | | | | | 0.0000 | 0.0000 | | 0.0000 | 0.0000 | 0.0000 | 0.0000 | 0.0000 | 0.0000 | 0.0000 | 0.0000 |
| Off-Road | 0.0112 | 0.0752 | 0.0695 | 1.1000e-004 | | 5.6500e-003 | 5.6500e-003 | | 5.6500e-003 | 5.6500e-003 | 0.0000 | 9.5747 | 9.5747 | 9.1000e-004 | 0.0000 | 9.5938 |
| **Total** | **1.6110** | **0.0752** | **0.0695** | **1.1000e-004** | | **5.6500e-003** | **5.6500e-003** | | **5.6500e-003** | **5.6500e-003** | **0.0000** | **9.5747** | **9.5747** | **9.1000e-004** | **0.0000** | **9.5938** |

### Unmitigated Construction Off-Site

| | ROG | NOx | CO | SO2 | Fugitive PM10 | Exhaust PM10 | PM10 Total | Fugitive PM2.5 | Exhaust PM2.5 | PM2.5 Total | Bio- CO2 | NBio- CO2 | Total CO2 | CH4 | N2O | CO2e |
|---|---|---|---|---|---|---|---|---|---|---|---|---|---|---|---|---|
| Category | tons/yr | | | | | | | | | | MT/yr | | | | | |
| Hauling | 1.5500e-003 | 0.0183 | 0.0174 | 6.0000e-005 | 1.5200e-003 | 2.6000e-004 | 1.7800e-003 | 4.1000e-004 | 2.4000e-004 | 6.5000e-004 | 0.0000 | 4.9987 | 4.9987 | 4.0000e-005 | 0.0000 | 4.9995 |
| Vendor | 0.0000 | 0.0000 | 0.0000 | 0.0000 | 0.0000 | 0.0000 | 0.0000 | 0.0000 | 0.0000 | 0.0000 | 0.0000 | 0.0000 | 0.0000 | 0.0000 | 0.0000 | 0.0000 |
| Worker | 0.0271 | 0.0410 | 0.3897 | 9.7000e-004 | 0.0817 | 6.4000e-004 | 0.0823 | 0.0217 | 5.9000e-004 | 0.0223 | 0.0000 | 68.8222 | 68.8222 | 3.5300e-003 | 0.0000 | 68.8963 |
| **Total** | **0.0286** | **0.0593** | **0.4071** | **1.0300e-003** | **0.0832** | **9.0000e-004** | **0.0841** | **0.0221** | **8.3000e-004** | **0.0230** | **0.0000** | **73.8210** | **73.8210** | **3.5700e-003** | **0.0000** | **73.8958** |

## 3.31 L2 Finishes - 2018

### Mitigated Construction On-Site

| | ROG | NOx | CO | SO2 | Fugitive PM10 | Exhaust PM10 | PM10 Total | Fugitive PM2.5 | Exhaust PM2.5 | PM2.5 Total | Bio- CO2 | NBio- CO2 | Total CO2 | CH4 | N2O | CO2e |
|---|---|---|---|---|---|---|---|---|---|---|---|---|---|---|---|---|
| Category | tons/yr | | | | | | | | | | MT/yr | | | | | |
| Archit. Coating | 1.5998 | | | | | 0.0000 | 0.0000 | | 0.0000 | 0.0000 | 0.0000 | 0.0000 | 0.0000 | 0.0000 | 0.0000 | 0.0000 |
| Off-Road | 0.0112 | 0.0752 | 0.0695 | 1.1000e-004 | | 5.6500e-003 | 5.6500e-003 | | 5.6500e-003 | 5.6500e-003 | 0.0000 | 9.5747 | 9.5747 | 9.1000e-004 | 0.0000 | 9.5938 |
| **Total** | **1.6110** | **0.0752** | **0.0695** | **1.1000e-004** | | **5.6500e-003** | **5.6500e-003** | | **5.6500e-003** | **5.6500e-003** | **0.0000** | **9.5747** | **9.5747** | **9.1000e-004** | **0.0000** | **9.5938** |

### Mitigated Construction Off-Site

| | ROG | NOx | CO | SO2 | Fugitive PM10 | Exhaust PM10 | PM10 Total | Fugitive PM2.5 | Exhaust PM2.5 | PM2.5 Total | Bio- CO2 | NBio- CO2 | Total CO2 | CH4 | N2O | CO2e |
|---|---|---|---|---|---|---|---|---|---|---|---|---|---|---|---|---|
| Category | tons/yr | | | | | | | | | | MT/yr | | | | | |
| Hauling | 1.5500e-003 | 0.0183 | 0.0174 | 6.0000e-005 | 1.5200e-003 | 2.6000e-004 | 1.7800e-003 | 4.1000e-004 | 2.4000e-004 | 6.5000e-004 | 0.0000 | 4.9987 | 4.9987 | 4.0000e-005 | 0.0000 | 4.9995 |
| Vendor | 0.0000 | 0.0000 | 0.0000 | 0.0000 | 0.0000 | 0.0000 | 0.0000 | 0.0000 | 0.0000 | 0.0000 | 0.0000 | 0.0000 | 0.0000 | 0.0000 | 0.0000 | 0.0000 |
| Worker | 0.0271 | 0.0410 | 0.3897 | 9.7000e-004 | 0.0817 | 6.4000e-004 | 0.0823 | 0.0217 | 5.9000e-004 | 0.0223 | 0.0000 | 68.8222 | 68.8222 | 3.5300e-003 | 0.0000 | 68.8963 |
| **Total** | **0.0286** | **0.0593** | **0.4071** | **1.0300e-003** | **0.0832** | **9.0000e-004** | **0.0841** | **0.0221** | **8.3000e-004** | **0.0230** | **0.0000** | **73.8210** | **73.8210** | **3.5700e-003** | **0.0000** | **73.8958** |

## 3.32 6th Floor Framing - 2017

### Unmitigated Construction On-Site

| | ROG | NOx | CO | SO2 | Fugitive PM10 | Exhaust PM10 | PM10 Total | Fugitive PM2.5 | Exhaust PM2.5 | PM2.5 Total | Bio- CO2 | NBio- CO2 | Total CO2 | CH4 | N2O | CO2e |
|---|---|---|---|---|---|---|---|---|---|---|---|---|---|---|---|---|
| Category | tons/yr | | | | | | | | | | MT/yr | | | | | |
| Off-Road | 0.0000 | 0.0000 | 0.0000 | 0.0000 | | 0.0000 | 0.0000 | | 0.0000 | 0.0000 | 0.0000 | 0.0000 | 0.0000 | 0.0000 | 0.0000 | 0.0000 |
| **Total** | **0.0000** | **0.0000** | **0.0000** | **0.0000** | | **0.0000** | **0.0000** | | **0.0000** | **0.0000** | **0.0000** | **0.0000** | **0.0000** | **0.0000** | **0.0000** | **0.0000** |

### Unmitigated Construction Off-Site

| | ROG | NOx | CO | SO2 | Fugitive PM10 | Exhaust PM10 | PM10 Total | Fugitive PM2.5 | Exhaust PM2.5 | PM2.5 Total | Bio- CO2 | NBio- CO2 | Total CO2 | CH4 | N2O | CO2e |
|---|---|---|---|---|---|---|---|---|---|---|---|---|---|---|---|---|
| Category | tons/yr | | | | | | | | | | MT/yr | | | | | |
| Hauling | 1.5000e-004 | 1.8300e-003 | 1.6200e-003 | 1.0000e-005 | 4.5000e-004 | 2.0000e-005 | 4.7000e-004 | 1.1000e-004 | 2.0000e-005 | 1.3000e-004 | 0.0000 | 0.4608 | 0.4608 | 0.0000 | 0.0000 | 0.4609 |
| Vendor | 0.0000 | 0.0000 | 0.0000 | 0.0000 | 0.0000 | 0.0000 | 0.0000 | 0.0000 | 0.0000 | 0.0000 | 0.0000 | 0.0000 | 0.0000 | 0.0000 | 0.0000 | 0.0000 |
| Worker | 2.8500e-003 | 4.2500e-003 | 0.0408 | 9.0000e-005 | 7.6200e-003 | 6.0000e-005 | 7.6900e-003 | 2.0300e-003 | 6.0000e-005 | 2.0900e-003 | 0.0000 | 6.6712 | 6.6712 | 3.6000e-004 | 0.0000 | 6.6787 |
| **Total** | **3.0000e-003** | **6.0800e-003** | **0.0424** | **1.0000e-004** | **8.0700e-003** | **8.0000e-005** | **8.1600e-003** | **2.1400e-003** | **8.0000e-005** | **2.2200e-003** | **0.0000** | **7.1320** | **7.1320** | **3.6000e-004** | **0.0000** | **7.1396** |

## 3.32 6th Floor Framing - 2017

### Mitigated Construction On-Site

| | ROG | NOx | CO | SO2 | Fugitive PM10 | Exhaust PM10 | PM10 Total | Fugitive PM2.5 | Exhaust PM2.5 | PM2.5 Total | Bio- CO2 | NBio- CO2 | Total CO2 | CH4 | N2O | CO2e |
|---|---|---|---|---|---|---|---|---|---|---|---|---|---|---|---|---|
| Category | tons/yr | | | | | | | | | | MT/yr | | | | | |
| Off-Road | 0.0000 | 0.0000 | 0.0000 | 0.0000 | | 0.0000 | 0.0000 | | 0.0000 | 0.0000 | 0.0000 | 0.0000 | 0.0000 | 0.0000 | 0.0000 | 0.0000 |
| **Total** | **0.0000** | **0.0000** | **0.0000** | **0.0000** | | **0.0000** | **0.0000** | | **0.0000** | **0.0000** | **0.0000** | **0.0000** | **0.0000** | **0.0000** | **0.0000** | **0.0000** |

### Mitigated Construction Off-Site

| | ROG | NOx | CO | SO2 | Fugitive PM10 | Exhaust PM10 | PM10 Total | Fugitive PM2.5 | Exhaust PM2.5 | PM2.5 Total | Bio- CO2 | NBio- CO2 | Total CO2 | CH4 | N2O | CO2e |
|---|---|---|---|---|---|---|---|---|---|---|---|---|---|---|---|---|
| Category | tons/yr | | | | | | | | | | MT/yr | | | | | |
| Hauling | 1.5000e-004 | 1.8300e-003 | 1.6200e-003 | 1.0000e-005 | 4.5000e-004 | 2.0000e-005 | 4.7000e-004 | 1.1000e-004 | 2.0000e-005 | 1.3000e-004 | 0.0000 | 0.4608 | 0.4608 | 0.0000 | 0.0000 | 0.4609 |
| Vendor | 0.0000 | 0.0000 | 0.0000 | 0.0000 | 0.0000 | 0.0000 | 0.0000 | 0.0000 | 0.0000 | 0.0000 | 0.0000 | 0.0000 | 0.0000 | 0.0000 | 0.0000 | 0.0000 |
| Worker | 2.8500e-003 | 4.2500e-003 | 0.0408 | 9.0000e-005 | 7.6200e-003 | 6.0000e-005 | 7.6900e-003 | 2.0300e-003 | 6.0000e-005 | 2.0900e-003 | 0.0000 | 6.6712 | 6.6712 | 3.6000e-004 | 0.0000 | 6.6787 |
| **Total** | **3.0000e-003** | **6.0800e-003** | **0.0424** | **1.0000e-004** | **8.0700e-003** | **8.0000e-005** | **8.1600e-003** | **2.1400e-003** | **8.0000e-005** | **2.2200e-003** | **0.0000** | **7.1320** | **7.1320** | **3.6000e-004** | **0.0000** | **7.1396** |

## 3.32 6th Floor Framing - 2018

### Unmitigated Construction On-Site

| | ROG | NOx | CO | SO2 | Fugitive PM10 | Exhaust PM10 | PM10 Total | Fugitive PM2.5 | Exhaust PM2.5 | PM2.5 Total | Bio- CO2 | NBio- CO2 | Total CO2 | CH4 | N2O | CO2e |
|---|---|---|---|---|---|---|---|---|---|---|---|---|---|---|---|---|
| Category | tons/yr | | | | | | | | | | MT/yr | | | | | |
| Off-Road | 0.0000 | 0.0000 | 0.0000 | 0.0000 | | 0.0000 | 0.0000 | | 0.0000 | 0.0000 | 0.0000 | 0.0000 | 0.0000 | 0.0000 | 0.0000 | 0.0000 |
| **Total** | **0.0000** | **0.0000** | **0.0000** | **0.0000** | | **0.0000** | **0.0000** | | **0.0000** | **0.0000** | **0.0000** | **0.0000** | **0.0000** | **0.0000** | **0.0000** | **0.0000** |

### Unmitigated Construction Off-Site

| | ROG | NOx | CO | SO2 | Fugitive PM10 | Exhaust PM10 | PM10 Total | Fugitive PM2.5 | Exhaust PM2.5 | PM2.5 Total | Bio- CO2 | NBio- CO2 | Total CO2 | CH4 | N2O | CO2e |
|---|---|---|---|---|---|---|---|---|---|---|---|---|---|---|---|---|
| Category | tons/yr | | | | | | | | | | MT/yr | | | | | |
| Hauling | 5.4000e-004 | 6.4000e-003 | 6.0800e-003 | 2.0000e-005 | 5.3000e-004 | 9.0000e-005 | 6.2000e-004 | 1.4000e-004 | 8.0000e-005 | 2.3000e-004 | 0.0000 | 1.7466 | 1.7466 | 1.0000e-005 | 0.0000 | 1.7469 |
| Vendor | 0.0000 | 0.0000 | 0.0000 | 0.0000 | 0.0000 | 0.0000 | 0.0000 | 0.0000 | 0.0000 | 0.0000 | 0.0000 | 0.0000 | 0.0000 | 0.0000 | 0.0000 | 0.0000 |
| Worker | 9.7400e-003 | 0.0148 | 0.1403 | 3.5000e-004 | 0.0294 | 2.3000e-004 | 0.0296 | 7.8200e-003 | 2.1000e-004 | 8.0400e-003 | 0.0000 | 24.7760 | 24.7760 | 1.2700e-003 | 0.0000 | 24.8027 |
| **Total** | **0.0103** | **0.0212** | **0.1464** | **3.7000e-004** | **0.0299** | **3.2000e-004** | **0.0303** | **7.9600e-003** | **2.9000e-004** | **8.2700e-003** | **0.0000** | **26.5226** | **26.5226** | **1.2800e-003** | **0.0000** | **26.5495** |

## 3.32 6th Floor Framing - 2018

### Mitigated Construction On-Site

| | ROG | NOx | CO | SO2 | Fugitive PM10 | Exhaust PM10 | PM10 Total | Fugitive PM2.5 | Exhaust PM2.5 | PM2.5 Total | Bio- CO2 | NBio- CO2 | Total CO2 | CH4 | N2O | CO2e |
|---|---|---|---|---|---|---|---|---|---|---|---|---|---|---|---|---|
| Category | tons/yr | | | | | | | | | | MT/yr | | | | | |
| Off-Road | 0.0000 | 0.0000 | 0.0000 | 0.0000 | | 0.0000 | 0.0000 | | 0.0000 | 0.0000 | 0.0000 | 0.0000 | 0.0000 | 0.0000 | 0.0000 | 0.0000 |
| **Total** | **0.0000** | **0.0000** | **0.0000** | **0.0000** | | **0.0000** | **0.0000** | | **0.0000** | **0.0000** | **0.0000** | **0.0000** | **0.0000** | **0.0000** | **0.0000** | **0.0000** |

### Mitigated Construction Off-Site

| | ROG | NOx | CO | SO2 | Fugitive PM10 | Exhaust PM10 | PM10 Total | Fugitive PM2.5 | Exhaust PM2.5 | PM2.5 Total | Bio- CO2 | NBio- CO2 | Total CO2 | CH4 | N2O | CO2e |
|---|---|---|---|---|---|---|---|---|---|---|---|---|---|---|---|---|
| Category | tons/yr | | | | | | | | | | MT/yr | | | | | |
| Hauling | 5.4000e-004 | 6.4000e-003 | 6.0800e-003 | 2.0000e-005 | 5.3000e-004 | 9.0000e-005 | 6.2000e-004 | 1.4000e-004 | 8.0000e-005 | 2.3000e-004 | 0.0000 | 1.7466 | 1.7466 | 1.0000e-005 | 0.0000 | 1.7469 |
| Vendor | 0.0000 | 0.0000 | 0.0000 | 0.0000 | 0.0000 | 0.0000 | 0.0000 | 0.0000 | 0.0000 | 0.0000 | 0.0000 | 0.0000 | 0.0000 | 0.0000 | 0.0000 | 0.0000 |
| Worker | 9.7400e-003 | 0.0148 | 0.1403 | 3.5000e-004 | 0.0294 | 2.3000e-004 | 0.0296 | 7.8200e-003 | 2.1000e-004 | 8.0400e-003 | 0.0000 | 24.7760 | 24.7760 | 1.2700e-003 | 0.0000 | 24.8027 |
| **Total** | **0.0103** | **0.0212** | **0.1464** | **3.7000e-004** | **0.0299** | **3.2000e-004** | **0.0303** | **7.9600e-003** | **2.9000e-004** | **8.2700e-003** | **0.0000** | **26.5226** | **26.5226** | **1.2800e-003** | **0.0000** | **26.5495** |

## 3.33 L5 Rough In - 2017

### Unmitigated Construction On-Site

| | ROG | NOx | CO | SO2 | Fugitive PM10 | Exhaust PM10 | PM10 Total | Fugitive PM2.5 | Exhaust PM2.5 | PM2.5 Total | Bio- CO2 | NBio- CO2 | Total CO2 | CH4 | N2O | CO2e |
|---|---|---|---|---|---|---|---|---|---|---|---|---|---|---|---|---|
| Category | tons/yr | | | | | | | | | | MT/yr | | | | | |
| Off-Road | 0.0000 | 0.0000 | 0.0000 | 0.0000 | | 0.0000 | 0.0000 | | 0.0000 | 0.0000 | 0.0000 | 0.0000 | 0.0000 | 0.0000 | 0.0000 | 0.0000 |
| **Total** | **0.0000** | **0.0000** | **0.0000** | **0.0000** | | **0.0000** | **0.0000** | | **0.0000** | **0.0000** | **0.0000** | **0.0000** | **0.0000** | **0.0000** | **0.0000** | **0.0000** |

### Unmitigated Construction Off-Site

| | ROG | NOx | CO | SO2 | Fugitive PM10 | Exhaust PM10 | PM10 Total | Fugitive PM2.5 | Exhaust PM2.5 | PM2.5 Total | Bio- CO2 | NBio- CO2 | Total CO2 | CH4 | N2O | CO2e |
|---|---|---|---|---|---|---|---|---|---|---|---|---|---|---|---|---|
| Category | tons/yr | | | | | | | | | | MT/yr | | | | | |
| Hauling | 1.5000e-004 | 1.8800e-003 | 1.6700e-003 | 1.0000e-005 | 1.2300e-003 | 2.0000e-005 | 1.2600e-003 | 3.1000e-004 | 2.0000e-005 | 3.3000e-004 | 0.0000 | 0.4748 | 0.4748 | 0.0000 | 0.0000 | 0.4748 |
| Vendor | 0.0000 | 0.0000 | 0.0000 | 0.0000 | 0.0000 | 0.0000 | 0.0000 | 0.0000 | 0.0000 | 0.0000 | 0.0000 | 0.0000 | 0.0000 | 0.0000 | 0.0000 | 0.0000 |
| Worker | 2.8500e-003 | 4.2500e-003 | 0.0408 | 9.0000e-005 | 7.6200e-003 | 6.0000e-005 | 7.6900e-003 | 2.0300e-003 | 6.0000e-005 | 2.0900e-003 | 0.0000 | 6.6712 | 6.6712 | 3.6000e-004 | 0.0000 | 6.6787 |
| **Total** | **3.0000e-003** | **6.1300e-003** | **0.0425** | **1.0000e-004** | **8.8500e-003** | **8.0000e-005** | **8.9500e-003** | **2.3400e-003** | **8.0000e-005** | **2.4200e-003** | **0.0000** | **7.1459** | **7.1459** | **3.6000e-004** | **0.0000** | **7.1535** |

## 3.33 L5 Rough In - 2017

### Mitigated Construction On-Site

| | ROG | NOx | CO | SO2 | Fugitive PM10 | Exhaust PM10 | PM10 Total | Fugitive PM2.5 | Exhaust PM2.5 | PM2.5 Total | Bio- CO2 | NBio- CO2 | Total CO2 | CH4 | N2O | CO2e |
|---|---|---|---|---|---|---|---|---|---|---|---|---|---|---|---|---|
| Category | tons/yr | | | | | | | | | | MT/yr | | | | | |
| Off-Road | 0.0000 | 0.0000 | 0.0000 | 0.0000 | | 0.0000 | 0.0000 | | 0.0000 | 0.0000 | 0.0000 | 0.0000 | 0.0000 | 0.0000 | 0.0000 | 0.0000 |
| **Total** | **0.0000** | **0.0000** | **0.0000** | **0.0000** | | **0.0000** | **0.0000** | | **0.0000** | **0.0000** | **0.0000** | **0.0000** | **0.0000** | **0.0000** | **0.0000** | **0.0000** |

### Mitigated Construction Off-Site

| | ROG | NOx | CO | SO2 | Fugitive PM10 | Exhaust PM10 | PM10 Total | Fugitive PM2.5 | Exhaust PM2.5 | PM2.5 Total | Bio- CO2 | NBio- CO2 | Total CO2 | CH4 | N2O | CO2e |
|---|---|---|---|---|---|---|---|---|---|---|---|---|---|---|---|---|
| Category | tons/yr | | | | | | | | | | MT/yr | | | | | |
| Hauling | 1.5000e-004 | 1.8800e-003 | 1.6700e-003 | 1.0000e-005 | 1.2300e-003 | 2.0000e-005 | 1.2600e-003 | 3.1000e-004 | 2.0000e-005 | 3.3000e-004 | 0.0000 | 0.4748 | 0.4748 | 0.0000 | 0.0000 | 0.4748 |
| Vendor | 0.0000 | 0.0000 | 0.0000 | 0.0000 | 0.0000 | 0.0000 | 0.0000 | 0.0000 | 0.0000 | 0.0000 | 0.0000 | 0.0000 | 0.0000 | 0.0000 | 0.0000 | 0.0000 |
| Worker | 2.8500e-003 | 4.2500e-003 | 0.0408 | 9.0000e-005 | 7.6200e-003 | 6.0000e-005 | 7.6900e-003 | 2.0300e-003 | 6.0000e-005 | 2.0900e-003 | 0.0000 | 6.6712 | 6.6712 | 3.6000e-004 | 0.0000 | 6.6787 |
| **Total** | **3.0000e-003** | **6.1300e-003** | **0.0425** | **1.0000e-004** | **8.8500e-003** | **8.0000e-005** | **8.9500e-003** | **2.3400e-003** | **8.0000e-005** | **2.4200e-003** | **0.0000** | **7.1459** | **7.1459** | **3.6000e-004** | **0.0000** | **7.1535** |

## 3.33 L5 Rough In - 2018

### Unmitigated Construction On-Site

| | ROG | NOx | CO | SO2 | Fugitive PM10 | Exhaust PM10 | PM10 Total | Fugitive PM2.5 | Exhaust PM2.5 | PM2.5 Total | Bio- CO2 | NBio- CO2 | Total CO2 | CH4 | N2O | CO2e |
|---|---|---|---|---|---|---|---|---|---|---|---|---|---|---|---|---|
| Category | tons/yr | | | | | | | | | | MT/yr | | | | | |
| Off-Road | 0.0000 | 0.0000 | 0.0000 | 0.0000 | | 0.0000 | 0.0000 | | 0.0000 | 0.0000 | 0.0000 | 0.0000 | 0.0000 | 0.0000 | 0.0000 | 0.0000 |
| **Total** | **0.0000** | **0.0000** | **0.0000** | **0.0000** | | **0.0000** | **0.0000** | | **0.0000** | **0.0000** | **0.0000** | **0.0000** | **0.0000** | **0.0000** | **0.0000** | **0.0000** |

### Unmitigated Construction Off-Site

| | ROG | NOx | CO | SO2 | Fugitive PM10 | Exhaust PM10 | PM10 Total | Fugitive PM2.5 | Exhaust PM2.5 | PM2.5 Total | Bio- CO2 | NBio- CO2 | Total CO2 | CH4 | N2O | CO2e |
|---|---|---|---|---|---|---|---|---|---|---|---|---|---|---|---|---|
| Category | tons/yr | | | | | | | | | | MT/yr | | | | | |
| Hauling | 1.8200e-003 | 0.0215 | 0.0204 | 7.0000e-005 | 1.5700e-003 | 3.0000e-004 | 1.8800e-003 | 4.3000e-004 | 2.8000e-004 | 7.1000e-004 | 0.0000 | 5.8652 | 5.8652 | 4.0000e-005 | 0.0000 | 5.8661 |
| Vendor | 0.0000 | 0.0000 | 0.0000 | 0.0000 | 0.0000 | 0.0000 | 0.0000 | 0.0000 | 0.0000 | 0.0000 | 0.0000 | 0.0000 | 0.0000 | 0.0000 | 0.0000 | 0.0000 |
| Worker | 0.0317 | 0.0481 | 0.4573 | 1.1400e-003 | 0.0959 | 7.5000e-004 | 0.0966 | 0.0255 | 6.9000e-004 | 0.0262 | 0.0000 | 80.7514 | 80.7514 | 4.1400e-003 | 0.0000 | 80.8383 |
| **Total** | **0.0336** | **0.0696** | **0.4777** | **1.2100e-003** | **0.0974** | **1.0500e-003** | **0.0985** | **0.0259** | **9.7000e-004** | **0.0269** | **0.0000** | **86.6166** | **86.6166** | **4.1800e-003** | **0.0000** | **86.7044** |

## 3.33 L5 Rough In - 2018

### Mitigated Construction On-Site

| | ROG | NOx | CO | SO2 | Fugitive PM10 | Exhaust PM10 | PM10 Total | Fugitive PM2.5 | Exhaust PM2.5 | PM2.5 Total | Bio- CO2 | NBio- CO2 | Total CO2 | CH4 | N2O | CO2e |
|---|---|---|---|---|---|---|---|---|---|---|---|---|---|---|---|---|
| Category | tons/yr | | | | | | | | | | MT/yr | | | | | |
| Off-Road | 0.0000 | 0.0000 | 0.0000 | 0.0000 | | 0.0000 | 0.0000 | | 0.0000 | 0.0000 | 0.0000 | 0.0000 | 0.0000 | 0.0000 | 0.0000 | 0.0000 |
| **Total** | **0.0000** | **0.0000** | **0.0000** | **0.0000** | | **0.0000** | **0.0000** | | **0.0000** | **0.0000** | **0.0000** | **0.0000** | **0.0000** | **0.0000** | **0.0000** | **0.0000** |

### Mitigated Construction Off-Site

| | ROG | NOx | CO | SO2 | Fugitive PM10 | Exhaust PM10 | PM10 Total | Fugitive PM2.5 | Exhaust PM2.5 | PM2.5 Total | Bio- CO2 | NBio- CO2 | Total CO2 | CH4 | N2O | CO2e |
|---|---|---|---|---|---|---|---|---|---|---|---|---|---|---|---|---|
| Category | tons/yr | | | | | | | | | | MT/yr | | | | | |
| Hauling | 1.8200e-003 | 0.0215 | 0.0204 | 7.0000e-005 | 1.5700e-003 | 3.0000e-004 | 1.8800e-003 | 4.3000e-004 | 2.8000e-004 | 7.1000e-004 | 0.0000 | 5.8652 | 5.8652 | 4.0000e-005 | 0.0000 | 5.8661 |
| Vendor | 0.0000 | 0.0000 | 0.0000 | 0.0000 | 0.0000 | 0.0000 | 0.0000 | 0.0000 | 0.0000 | 0.0000 | 0.0000 | 0.0000 | 0.0000 | 0.0000 | 0.0000 | 0.0000 |
| Worker | 0.0317 | 0.0481 | 0.4573 | 1.1400e-003 | 0.0959 | 7.5000e-004 | 0.0966 | 0.0255 | 6.9000e-004 | 0.0262 | 0.0000 | 80.7514 | 80.7514 | 4.1400e-003 | 0.0000 | 80.8383 |
| **Total** | **0.0336** | **0.0696** | **0.4777** | **1.2100e-003** | **0.0974** | **1.0500e-003** | **0.0985** | **0.0259** | **9.7000e-004** | **0.0269** | **0.0000** | **86.6166** | **86.6166** | **4.1800e-003** | **0.0000** | **86.7044** |

## 3.34 L3 Finishes - 2018

### Unmitigated Construction On-Site

| | ROG | NOx | CO | SO2 | Fugitive PM10 | Exhaust PM10 | PM10 Total | Fugitive PM2.5 | Exhaust PM2.5 | PM2.5 Total | Bio- CO2 | NBio- CO2 | Total CO2 | CH4 | N2O | CO2e |
|---|---|---|---|---|---|---|---|---|---|---|---|---|---|---|---|---|
| Category | tons/yr | | | | | | | | | | MT/yr | | | | | |
| Archit. Coating | 2.0264 | | | | | 0.0000 | 0.0000 | | 0.0000 | 0.0000 | 0.0000 | 0.0000 | 0.0000 | 0.0000 | 0.0000 | 0.0000 |
| Off-Road | 0.0137 | 0.0923 | 0.0853 | 1.4000e-004 | | 6.9300e-003 | 6.9300e-003 | | 6.9300e-003 | 6.9300e-003 | 0.0000 | 11.7450 | 11.7450 | 1.1200e-003 | 0.0000 | 11.7684 |
| **Total** | **2.0402** | **0.0923** | **0.0853** | **1.4000e-004** | | **6.9300e-003** | **6.9300e-003** | | **6.9300e-003** | **6.9300e-003** | **0.0000** | **11.7450** | **11.7450** | **1.1200e-003** | **0.0000** | **11.7684** |

### Unmitigated Construction Off-Site

| | ROG | NOx | CO | SO2 | Fugitive PM10 | Exhaust PM10 | PM10 Total | Fugitive PM2.5 | Exhaust PM2.5 | PM2.5 Total | Bio- CO2 | NBio- CO2 | Total CO2 | CH4 | N2O | CO2e |
|---|---|---|---|---|---|---|---|---|---|---|---|---|---|---|---|---|
| Category | tons/yr | | | | | | | | | | MT/yr | | | | | |
| Hauling | 1.9100e-003 | 0.0225 | 0.0213 | 7.0000e-005 | 1.5500e-003 | 3.2000e-004 | 1.8700e-003 | 4.3000e-004 | 2.9000e-004 | 7.2000e-004 | 0.0000 | 6.1318 | 6.1318 | 5.0000e-005 | 0.0000 | 6.1327 |
| Vendor | 0.0000 | 0.0000 | 0.0000 | 0.0000 | 0.0000 | 0.0000 | 0.0000 | 0.0000 | 0.0000 | 0.0000 | 0.0000 | 0.0000 | 0.0000 | 0.0000 | 0.0000 | 0.0000 |
| Worker | 0.0332 | 0.0503 | 0.4780 | 1.2000e-003 | 0.1002 | 7.9000e-004 | 0.1010 | 0.0267 | 7.3000e-004 | 0.0274 | 0.0000 | 84.4219 | 84.4219 | 4.3200e-003 | 0.0000 | 84.5128 |
| **Total** | **0.0351** | **0.0727** | **0.4994** | **1.2700e-003** | **0.1018** | **1.1100e-003** | **0.1029** | **0.0271** | **1.0200e-003** | **0.0281** | **0.0000** | **90.5537** | **90.5537** | **4.3700e-003** | **0.0000** | **90.6455** |

## 3.34 L3 Finishes - 2018

### Mitigated Construction On-Site

| | ROG | NOx | CO | SO2 | Fugitive PM10 | Exhaust PM10 | PM10 Total | Fugitive PM2.5 | Exhaust PM2.5 | PM2.5 Total | Bio- CO2 | NBio- CO2 | Total CO2 | CH4 | N2O | CO2e |
|---|---|---|---|---|---|---|---|---|---|---|---|---|---|---|---|---|
| Category | tons/yr | | | | | | | | | | MT/yr | | | | | |
| Archit. Coating | 2.0264 | | | | | 0.0000 | 0.0000 | | 0.0000 | 0.0000 | 0.0000 | 0.0000 | 0.0000 | 0.0000 | 0.0000 | 0.0000 |
| Off-Road | 0.0137 | 0.0923 | 0.0853 | 1.4000e-004 | | 6.9300e-003 | 6.9300e-003 | | 6.9300e-003 | 6.9300e-003 | 0.0000 | 11.7450 | 11.7450 | 1.1200e-003 | 0.0000 | 11.7684 |
| **Total** | **2.0402** | **0.0923** | **0.0853** | **1.4000e-004** | | **6.9300e-003** | **6.9300e-003** | | **6.9300e-003** | **6.9300e-003** | **0.0000** | **11.7450** | **11.7450** | **1.1200e-003** | **0.0000** | **11.7684** |

### Mitigated Construction Off-Site

| | ROG | NOx | CO | SO2 | Fugitive PM10 | Exhaust PM10 | PM10 Total | Fugitive PM2.5 | Exhaust PM2.5 | PM2.5 Total | Bio- CO2 | NBio- CO2 | Total CO2 | CH4 | N2O | CO2e |
|---|---|---|---|---|---|---|---|---|---|---|---|---|---|---|---|---|
| Category | tons/yr | | | | | | | | | | MT/yr | | | | | |
| Hauling | 1.9100e-003 | 0.0225 | 0.0213 | 7.0000e-005 | 1.5500e-003 | 3.2000e-004 | 1.8700e-003 | 4.3000e-004 | 2.9000e-004 | 7.2000e-004 | 0.0000 | 6.1318 | 6.1318 | 5.0000e-005 | 0.0000 | 6.1327 |
| Vendor | 0.0000 | 0.0000 | 0.0000 | 0.0000 | 0.0000 | 0.0000 | 0.0000 | 0.0000 | 0.0000 | 0.0000 | 0.0000 | 0.0000 | 0.0000 | 0.0000 | 0.0000 | 0.0000 |
| Worker | 0.0332 | 0.0503 | 0.4780 | 1.2000e-003 | 0.1002 | 7.9000e-004 | 0.1010 | 0.0267 | 7.3000e-004 | 0.0274 | 0.0000 | 84.4219 | 84.4219 | 4.3200e-003 | 0.0000 | 84.5128 |
| **Total** | **0.0351** | **0.0727** | **0.4994** | **1.2700e-003** | **0.1018** | **1.1100e-003** | **0.1029** | **0.0271** | **1.0200e-003** | **0.0281** | **0.0000** | **90.5537** | **90.5537** | **4.3700e-003** | **0.0000** | **90.6455** |

## 3.35 Roof Framing - 2018

### Unmitigated Construction On-Site

| | ROG | NOx | CO | SO2 | Fugitive PM10 | Exhaust PM10 | PM10 Total | Fugitive PM2.5 | Exhaust PM2.5 | PM2.5 Total | Bio- CO2 | NBio- CO2 | Total CO2 | CH4 | N2O | CO2e |
|---|---|---|---|---|---|---|---|---|---|---|---|---|---|---|---|---|
| Category | tons/yr | | | | | | | | | | MT/yr | | | | | |
| Off-Road | 0.0000 | 0.0000 | 0.0000 | 0.0000 | | 0.0000 | 0.0000 | | 0.0000 | 0.0000 | 0.0000 | 0.0000 | 0.0000 | 0.0000 | 0.0000 | 0.0000 |
| **Total** | **0.0000** | **0.0000** | **0.0000** | **0.0000** | | **0.0000** | **0.0000** | | **0.0000** | **0.0000** | **0.0000** | **0.0000** | **0.0000** | **0.0000** | **0.0000** | **0.0000** |

### Unmitigated Construction Off-Site

| | ROG | NOx | CO | SO2 | Fugitive PM10 | Exhaust PM10 | PM10 Total | Fugitive PM2.5 | Exhaust PM2.5 | PM2.5 Total | Bio- CO2 | NBio- CO2 | Total CO2 | CH4 | N2O | CO2e |
|---|---|---|---|---|---|---|---|---|---|---|---|---|---|---|---|---|
| Category | tons/yr | | | | | | | | | | MT/yr | | | | | |
| Hauling | 6.4000e-004 | 7.5800e-003 | 7.1900e-003 | 2.0000e-005 | 5.2000e-004 | 1.1000e-004 | 6.3000e-004 | 1.4000e-004 | 1.0000e-004 | 2.4000e-004 | 0.0000 | 2.0661 | 2.0661 | 2.0000e-005 | 0.0000 | 2.0665 |
| Vendor | 0.0000 | 0.0000 | 0.0000 | 0.0000 | 0.0000 | 0.0000 | 0.0000 | 0.0000 | 0.0000 | 0.0000 | 0.0000 | 0.0000 | 0.0000 | 0.0000 | 0.0000 | 0.0000 |
| Worker | 0.0112 | 0.0169 | 0.1611 | 4.0000e-004 | 0.0338 | 2.6000e-004 | 0.0340 | 8.9800e-003 | 2.4000e-004 | 9.2300e-003 | 0.0000 | 28.4465 | 28.4465 | 1.4600e-003 | 0.0000 | 28.4771 |
| **Total** | **0.0118** | **0.0245** | **0.1683** | **4.2000e-004** | **0.0343** | **3.7000e-004** | **0.0347** | **9.1200e-003** | **3.4000e-004** | **9.4700e-003** | **0.0000** | **30.5127** | **30.5127** | **1.4800e-003** | **0.0000** | **30.5436** |

## 3.35 Roof Framing - 2018

### Mitigated Construction On-Site

| | ROG | NOx | CO | SO2 | Fugitive PM10 | Exhaust PM10 | PM10 Total | Fugitive PM2.5 | Exhaust PM2.5 | PM2.5 Total | Bio- CO2 | NBio- CO2 | Total CO2 | CH4 | N2O | CO2e |
|---|---|---|---|---|---|---|---|---|---|---|---|---|---|---|---|---|
| Category | tons/yr | | | | | | | | | | MT/yr | | | | | |
| Off-Road | 0.0000 | 0.0000 | 0.0000 | 0.0000 | | 0.0000 | 0.0000 | | 0.0000 | 0.0000 | 0.0000 | 0.0000 | 0.0000 | 0.0000 | 0.0000 | 0.0000 |
| **Total** | **0.0000** | **0.0000** | **0.0000** | **0.0000** | | **0.0000** | **0.0000** | | **0.0000** | **0.0000** | **0.0000** | **0.0000** | **0.0000** | **0.0000** | **0.0000** | **0.0000** |

### Mitigated Construction Off-Site

| | ROG | NOx | CO | SO2 | Fugitive PM10 | Exhaust PM10 | PM10 Total | Fugitive PM2.5 | Exhaust PM2.5 | PM2.5 Total | Bio- CO2 | NBio- CO2 | Total CO2 | CH4 | N2O | CO2e |
|---|---|---|---|---|---|---|---|---|---|---|---|---|---|---|---|---|
| Category | tons/yr | | | | | | | | | | MT/yr | | | | | |
| Hauling | 6.4000e-004 | 7.5800e-003 | 7.1900e-003 | 2.0000e-005 | 5.2000e-004 | 1.1000e-004 | 6.3000e-004 | 1.4000e-004 | 1.0000e-004 | 2.4000e-004 | 0.0000 | 2.0661 | 2.0661 | 2.0000e-005 | 0.0000 | 2.0665 |
| Vendor | 0.0000 | 0.0000 | 0.0000 | 0.0000 | 0.0000 | 0.0000 | 0.0000 | 0.0000 | 0.0000 | 0.0000 | 0.0000 | 0.0000 | 0.0000 | 0.0000 | 0.0000 | 0.0000 |
| Worker | 0.0112 | 0.0169 | 0.1611 | 4.0000e-004 | 0.0338 | 2.6000e-004 | 0.0340 | 8.9800e-003 | 2.4000e-004 | 9.2300e-003 | 0.0000 | 28.4465 | 28.4465 | 1.4600e-003 | 0.0000 | 28.4771 |
| **Total** | **0.0118** | **0.0245** | **0.1683** | **4.2000e-004** | **0.0343** | **3.7000e-004** | **0.0347** | **9.1200e-003** | **3.4000e-004** | **9.4700e-003** | **0.0000** | **30.5127** | **30.5127** | **1.4800e-003** | **0.0000** | **30.5436** |

## 3.36 L6 Rough In - 2018

### Unmitigated Construction On-Site

| | ROG | NOx | CO | SO2 | Fugitive PM10 | Exhaust PM10 | PM10 Total | Fugitive PM2.5 | Exhaust PM2.5 | PM2.5 Total | Bio- CO2 | NBio- CO2 | Total CO2 | CH4 | N2O | CO2e |
|---|---|---|---|---|---|---|---|---|---|---|---|---|---|---|---|---|
| Category | tons/yr | | | | | | | | | | MT/yr | | | | | |
| Off-Road | 0.0000 | 0.0000 | 0.0000 | 0.0000 | | 0.0000 | 0.0000 | | 0.0000 | 0.0000 | 0.0000 | 0.0000 | 0.0000 | 0.0000 | 0.0000 | 0.0000 |
| **Total** | **0.0000** | **0.0000** | **0.0000** | **0.0000** | | **0.0000** | **0.0000** | | **0.0000** | **0.0000** | **0.0000** | **0.0000** | **0.0000** | **0.0000** | **0.0000** | **0.0000** |

### Unmitigated Construction Off-Site

| | ROG | NOx | CO | SO2 | Fugitive PM10 | Exhaust PM10 | PM10 Total | Fugitive PM2.5 | Exhaust PM2.5 | PM2.5 Total | Bio- CO2 | NBio- CO2 | Total CO2 | CH4 | N2O | CO2e |
|---|---|---|---|---|---|---|---|---|---|---|---|---|---|---|---|---|
| Category | tons/yr | | | | | | | | | | MT/yr | | | | | |
| Hauling | 1.9100e-003 | 0.0225 | 0.0213 | 7.0000e-005 | 1.5500e-003 | 3.2000e-004 | 1.8700e-003 | 4.3000e-004 | 2.9000e-004 | 7.2000e-004 | 0.0000 | 6.1318 | 6.1318 | 5.0000e-005 | 0.0000 | 6.1327 |
| Vendor | 0.0000 | 0.0000 | 0.0000 | 0.0000 | 0.0000 | 0.0000 | 0.0000 | 0.0000 | 0.0000 | 0.0000 | 0.0000 | 0.0000 | 0.0000 | 0.0000 | 0.0000 | 0.0000 |
| Worker | 0.0332 | 0.0503 | 0.4780 | 1.2000e-003 | 0.1002 | 7.9000e-004 | 0.1010 | 0.0267 | 7.3000e-004 | 0.0274 | 0.0000 | 84.4219 | 84.4219 | 4.3200e-003 | 0.0000 | 84.5128 |
| **Total** | **0.0351** | **0.0727** | **0.4994** | **1.2700e-003** | **0.1018** | **1.1100e-003** | **0.1029** | **0.0271** | **1.0200e-003** | **0.0281** | **0.0000** | **90.5537** | **90.5537** | **4.3700e-003** | **0.0000** | **90.6455** |

## 3.36 L6 Rough In - 2018

### Mitigated Construction On-Site

| | ROG | NOx | CO | SO2 | Fugitive PM10 | Exhaust PM10 | PM10 Total | Fugitive PM2.5 | Exhaust PM2.5 | PM2.5 Total | Bio- CO2 | NBio- CO2 | Total CO2 | CH4 | N2O | CO2e |
|---|---|---|---|---|---|---|---|---|---|---|---|---|---|---|---|---|
| Category | tons/yr | | | | | | | | | | MT/yr | | | | | |
| Off-Road | 0.0000 | 0.0000 | 0.0000 | 0.0000 | | 0.0000 | 0.0000 | | 0.0000 | 0.0000 | 0.0000 | 0.0000 | 0.0000 | 0.0000 | 0.0000 | 0.0000 |
| **Total** | **0.0000** | **0.0000** | **0.0000** | **0.0000** | | **0.0000** | **0.0000** | | **0.0000** | **0.0000** | **0.0000** | **0.0000** | **0.0000** | **0.0000** | **0.0000** | **0.0000** |

### Mitigated Construction Off-Site

| | ROG | NOx | CO | SO2 | Fugitive PM10 | Exhaust PM10 | PM10 Total | Fugitive PM2.5 | Exhaust PM2.5 | PM2.5 Total | Bio- CO2 | NBio- CO2 | Total CO2 | CH4 | N2O | CO2e |
|---|---|---|---|---|---|---|---|---|---|---|---|---|---|---|---|---|
| Category | tons/yr | | | | | | | | | | MT/yr | | | | | |
| Hauling | 1.9100e-003 | 0.0225 | 0.0213 | 7.0000e-005 | 1.5500e-003 | 3.2000e-004 | 1.8700e-003 | 4.3000e-004 | 2.9000e-004 | 7.2000e-004 | 0.0000 | 6.1318 | 6.1318 | 5.0000e-005 | 0.0000 | 6.1327 |
| Vendor | 0.0000 | 0.0000 | 0.0000 | 0.0000 | 0.0000 | 0.0000 | 0.0000 | 0.0000 | 0.0000 | 0.0000 | 0.0000 | 0.0000 | 0.0000 | 0.0000 | 0.0000 | 0.0000 |
| Worker | 0.0332 | 0.0503 | 0.4780 | 1.2000e-003 | 0.1002 | 7.9000e-004 | 0.1010 | 0.0267 | 7.3000e-004 | 0.0274 | 0.0000 | 84.4219 | 84.4219 | 4.3200e-003 | 0.0000 | 84.5128 |
| **Total** | **0.0351** | **0.0727** | **0.4994** | **1.2700e-003** | **0.1018** | **1.1100e-003** | **0.1029** | **0.0271** | **1.0200e-003** | **0.0281** | **0.0000** | **90.5537** | **90.5537** | **4.3700e-003** | **0.0000** | **90.6455** |

## 3.37 L4 Finishes - 2018

### Unmitigated Construction On-Site

| | ROG | NOx | CO | SO2 | Fugitive PM10 | Exhaust PM10 | PM10 Total | Fugitive PM2.5 | Exhaust PM2.5 | PM2.5 Total | Bio- CO2 | NBio- CO2 | Total CO2 | CH4 | N2O | CO2e |
|---|---|---|---|---|---|---|---|---|---|---|---|---|---|---|---|---|
| Category | tons/yr | | | | | | | | | | MT/yr | | | | | |
| Archit. Coating | 2.0264 | | | | | 0.0000 | 0.0000 | | 0.0000 | 0.0000 | 0.0000 | 0.0000 | 0.0000 | 0.0000 | 0.0000 | 0.0000 |
| Off-Road | 0.0139 | 0.0933 | 0.0862 | 1.4000e-004 | | 7.0000e-003 | 7.0000e-003 | | 7.0000e-003 | 7.0000e-003 | 0.0000 | 11.8727 | 11.8727 | 1.1300e-003 | 0.0000 | 11.8963 |
| **Total** | **2.0403** | **0.0933** | **0.0862** | **1.4000e-004** | | **7.0000e-003** | **7.0000e-003** | | **7.0000e-003** | **7.0000e-003** | **0.0000** | **11.8727** | **11.8727** | **1.1300e-003** | **0.0000** | **11.8963** |

### Unmitigated Construction Off-Site

| | ROG | NOx | CO | SO2 | Fugitive PM10 | Exhaust PM10 | PM10 Total | Fugitive PM2.5 | Exhaust PM2.5 | PM2.5 Total | Bio- CO2 | NBio- CO2 | Total CO2 | CH4 | N2O | CO2e |
|---|---|---|---|---|---|---|---|---|---|---|---|---|---|---|---|---|
| Category | tons/yr | | | | | | | | | | MT/yr | | | | | |
| Hauling | 1.9300e-003 | 0.0227 | 0.0216 | 7.0000e-005 | 1.5700e-003 | 3.2000e-004 | 1.8900e-003 | 4.3000e-004 | 2.9000e-004 | 7.2000e-004 | 0.0000 | 6.1984 | 6.1984 | 5.0000e-005 | 0.0000 | 6.1994 |
| Vendor | 0.0000 | 0.0000 | 0.0000 | 0.0000 | 0.0000 | 0.0000 | 0.0000 | 0.0000 | 0.0000 | 0.0000 | 0.0000 | 0.0000 | 0.0000 | 0.0000 | 0.0000 | 0.0000 |
| Worker | 0.0335 | 0.0508 | 0.4832 | 1.2100e-003 | 0.1013 | 7.9000e-004 | 0.1021 | 0.0269 | 7.3000e-004 | 0.0277 | 0.0000 | 85.3396 | 85.3396 | 4.3700e-003 | 0.0000 | 85.4314 |
| **Total** | **0.0355** | **0.0735** | **0.5048** | **1.2800e-003** | **0.1029** | **1.1100e-003** | **0.1040** | **0.0274** | **1.0200e-003** | **0.0284** | **0.0000** | **91.5380** | **91.5380** | **4.4200e-003** | **0.0000** | **91.6308** |

## 3.37 L4 Finishes - 2018

### Mitigated Construction On-Site

| | ROG | NOx | CO | SO2 | Fugitive PM10 | Exhaust PM10 | PM10 Total | Fugitive PM2.5 | Exhaust PM2.5 | PM2.5 Total | Bio- CO2 | NBio- CO2 | Total CO2 | CH4 | N2O | CO2e |
|---|---|---|---|---|---|---|---|---|---|---|---|---|---|---|---|---|
| Category | tons/yr | | | | | | | | | | MT/yr | | | | | |
| Archit. Coating | 2.0264 | | | | | 0.0000 | 0.0000 | | 0.0000 | 0.0000 | 0.0000 | 0.0000 | 0.0000 | 0.0000 | 0.0000 | 0.0000 |
| Off-Road | 0.0139 | 0.0933 | 0.0862 | 1.4000e-004 | | 7.0000e-003 | 7.0000e-003 | | 7.0000e-003 | 7.0000e-003 | 0.0000 | 11.8726 | 11.8726 | 1.1300e-003 | 0.0000 | 11.8963 |
| **Total** | **2.0403** | **0.0933** | **0.0862** | **1.4000e-004** | | **7.0000e-003** | **7.0000e-003** | | **7.0000e-003** | **7.0000e-003** | **0.0000** | **11.8726** | **11.8726** | **1.1300e-003** | **0.0000** | **11.8963** |

### Mitigated Construction Off-Site

| | ROG | NOx | CO | SO2 | Fugitive PM10 | Exhaust PM10 | PM10 Total | Fugitive PM2.5 | Exhaust PM2.5 | PM2.5 Total | Bio- CO2 | NBio- CO2 | Total CO2 | CH4 | N2O | CO2e |
|---|---|---|---|---|---|---|---|---|---|---|---|---|---|---|---|---|
| Category | tons/yr | | | | | | | | | | MT/yr | | | | | |
| Hauling | 1.9300e-003 | 0.0227 | 0.0216 | 7.0000e-005 | 1.5700e-003 | 3.2000e-004 | 1.8900e-003 | 4.3000e-004 | 2.9000e-004 | 7.2000e-004 | 0.0000 | 6.1984 | 6.1984 | 5.0000e-005 | 0.0000 | 6.1994 |
| Vendor | 0.0000 | 0.0000 | 0.0000 | 0.0000 | 0.0000 | 0.0000 | 0.0000 | 0.0000 | 0.0000 | 0.0000 | 0.0000 | 0.0000 | 0.0000 | 0.0000 | 0.0000 | 0.0000 |
| Worker | 0.0335 | 0.0508 | 0.4832 | 1.2100e-003 | 0.1013 | 7.9000e-004 | 0.1021 | 0.0269 | 7.3000e-004 | 0.0277 | 0.0000 | 85.3396 | 85.3396 | 4.3700e-003 | 0.0000 | 85.4314 |
| **Total** | **0.0355** | **0.0735** | **0.5048** | **1.2800e-003** | **0.1029** | **1.1100e-003** | **0.1040** | **0.0274** | **1.0200e-003** | **0.0284** | **0.0000** | **91.5380** | **91.5380** | **4.4200e-003** | **0.0000** | **91.6308** |

## 3.38 Roofing - 2018

### Unmitigated Construction On-Site

| | ROG | NOx | CO | SO2 | Fugitive PM10 | Exhaust PM10 | PM10 Total | Fugitive PM2.5 | Exhaust PM2.5 | PM2.5 Total | Bio- CO2 | NBio- CO2 | Total CO2 | CH4 | N2O | CO2e |
|---|---|---|---|---|---|---|---|---|---|---|---|---|---|---|---|---|
| Category | tons/yr | | | | | | | | | | MT/yr | | | | | |
| Off-Road | 6.5200e-003 | 0.0576 | 0.0443 | 6.0000e-005 | | 4.6000e-003 | 4.6000e-003 | | 4.2300e-003 | 4.2300e-003 | 0.0000 | 5.1024 | 5.1024 | 1.5900e-003 | 0.0000 | 5.1358 |
| **Total** | **6.5200e-003** | **0.0576** | **0.0443** | **6.0000e-005** | | **4.6000e-003** | **4.6000e-003** | | **4.2300e-003** | **4.2300e-003** | **0.0000** | **5.1024** | **5.1024** | **1.5900e-003** | **0.0000** | **5.1358** |

### Unmitigated Construction Off-Site

| | ROG | NOx | CO | SO2 | Fugitive PM10 | Exhaust PM10 | PM10 Total | Fugitive PM2.5 | Exhaust PM2.5 | PM2.5 Total | Bio- CO2 | NBio- CO2 | Total CO2 | CH4 | N2O | CO2e |
|---|---|---|---|---|---|---|---|---|---|---|---|---|---|---|---|---|
| Category | tons/yr | | | | | | | | | | MT/yr | | | | | |
| Hauling | 4.4000e-004 | 5.1300e-003 | 4.8700e-003 | 2.0000e-005 | 3.5000e-004 | 7.0000e-005 | 4.3000e-004 | 1.0000e-004 | 7.0000e-005 | 1.6000e-004 | 0.0000 | 1.3996 | 1.3996 | 1.0000e-005 | 0.0000 | 1.3999 |
| Vendor | 0.0000 | 0.0000 | 0.0000 | 0.0000 | 0.0000 | 0.0000 | 0.0000 | 0.0000 | 0.0000 | 0.0000 | 0.0000 | 0.0000 | 0.0000 | 0.0000 | 0.0000 | 0.0000 |
| Worker | 6.3000e-004 | 9.6000e-004 | 9.0900e-003 | 2.0000e-005 | 1.9100e-003 | 1.0000e-005 | 1.9200e-003 | 5.1000e-004 | 1.0000e-005 | 5.2000e-004 | 0.0000 | 1.6059 | 1.6059 | 8.0000e-005 | 0.0000 | 1.6076 |
| **Total** | **1.0700e-003** | **6.0900e-003** | **0.0140** | **4.0000e-005** | **2.2600e-003** | **8.0000e-005** | **2.3500e-003** | **6.1000e-004** | **8.0000e-005** | **6.8000e-004** | **0.0000** | **3.0055** | **3.0055** | **9.0000e-005** | **0.0000** | **3.0074** |

## 3.38 Roofing - 2018

### Mitigated Construction On-Site

| | ROG | NOx | CO | SO2 | Fugitive PM10 | Exhaust PM10 | PM10 Total | Fugitive PM2.5 | Exhaust PM2.5 | PM2.5 Total | Bio- CO2 | NBio- CO2 | Total CO2 | CH4 | N2O | CO2e |
|---|---|---|---|---|---|---|---|---|---|---|---|---|---|---|---|---|
| Category | tons/yr | | | | | | | | | | MT/yr | | | | | |
| Off-Road | 6.5200e-003 | 0.0576 | 0.0443 | 6.0000e-005 | | 4.6000e-003 | 4.6000e-003 | | 4.2300e-003 | 4.2300e-003 | 0.0000 | 5.1024 | 5.1024 | 1.5900e-003 | 0.0000 | 5.1358 |
| **Total** | **6.5200e-003** | **0.0576** | **0.0443** | **6.0000e-005** | | **4.6000e-003** | **4.6000e-003** | | **4.2300e-003** | **4.2300e-003** | **0.0000** | **5.1024** | **5.1024** | **1.5900e-003** | **0.0000** | **5.1358** |

### Mitigated Construction Off-Site

| | ROG | NOx | CO | SO2 | Fugitive PM10 | Exhaust PM10 | PM10 Total | Fugitive PM2.5 | Exhaust PM2.5 | PM2.5 Total | Bio- CO2 | NBio- CO2 | Total CO2 | CH4 | N2O | CO2e |
|---|---|---|---|---|---|---|---|---|---|---|---|---|---|---|---|---|
| Category | tons/yr | | | | | | | | | | MT/yr | | | | | |
| Hauling | 4.4000e-004 | 5.1300e-003 | 4.8700e-003 | 2.0000e-005 | 3.5000e-004 | 7.0000e-005 | 4.3000e-004 | 1.0000e-004 | 7.0000e-005 | 1.6000e-004 | 0.0000 | 1.3996 | 1.3996 | 1.0000e-005 | 0.0000 | 1.3999 |
| Vendor | 0.0000 | 0.0000 | 0.0000 | 0.0000 | 0.0000 | 0.0000 | 0.0000 | 0.0000 | 0.0000 | 0.0000 | 0.0000 | 0.0000 | 0.0000 | 0.0000 | 0.0000 | 0.0000 |
| Worker | 6.3000e-004 | 9.6000e-004 | 9.0900e-003 | 2.0000e-005 | 1.9100e-003 | 1.0000e-005 | 1.9200e-003 | 5.1000e-004 | 1.0000e-005 | 5.2000e-004 | 0.0000 | 1.6059 | 1.6059 | 8.0000e-005 | 0.0000 | 1.6076 |
| **Total** | **1.0700e-003** | **6.0900e-003** | **0.0140** | **4.0000e-005** | **2.2600e-003** | **8.0000e-005** | **2.3500e-003** | **6.1000e-004** | **8.0000e-005** | **6.8000e-004** | **0.0000** | **3.0055** | **3.0055** | **9.0000e-005** | **0.0000** | **3.0074** |

## 3.39 Exterior Finishes - 2018

### Unmitigated Construction On-Site

| | ROG | NOx | CO | SO2 | Fugitive PM10 | Exhaust PM10 | PM10 Total | Fugitive PM2.5 | Exhaust PM2.5 | PM2.5 Total | Bio- CO2 | NBio- CO2 | Total CO2 | CH4 | N2O | CO2e |
|---|---|---|---|---|---|---|---|---|---|---|---|---|---|---|---|---|
| Category | tons/yr | | | | | | | | | | MT/yr | | | | | |
| Archit. Coating | 2.0264 | | | | | 0.0000 | 0.0000 | | 0.0000 | 0.0000 | 0.0000 | 0.0000 | 0.0000 | 0.0000 | 0.0000 | 0.0000 |
| Off-Road | 0.0685 | 0.5580 | 0.4525 | 6.2000e-004 | | 0.0438 | 0.0438 | | 0.0412 | 0.0412 | 0.0000 | 55.2248 | 55.2248 | 0.0131 | 0.0000 | 55.4995 |
| **Total** | **2.0949** | **0.5580** | **0.4525** | **6.2000e-004** | | **0.0438** | **0.0438** | | **0.0412** | **0.0412** | **0.0000** | **55.2248** | **55.2248** | **0.0131** | **0.0000** | **55.4995** |

### Unmitigated Construction Off-Site

| | ROG | NOx | CO | SO2 | Fugitive PM10 | Exhaust PM10 | PM10 Total | Fugitive PM2.5 | Exhaust PM2.5 | PM2.5 Total | Bio- CO2 | NBio- CO2 | Total CO2 | CH4 | N2O | CO2e |
|---|---|---|---|---|---|---|---|---|---|---|---|---|---|---|---|---|
| Category | tons/yr | | | | | | | | | | MT/yr | | | | | |
| Hauling | 3.0900e-003 | 0.0364 | 0.0346 | 1.1000e-004 | 2.5100e-003 | 5.1000e-004 | 3.0200e-003 | 6.9000e-004 | 4.7000e-004 | 1.1600e-003 | 0.0000 | 9.9308 | 9.9308 | 7.0000e-005 | 0.0000 | 9.9323 |
| Vendor | 0.0000 | 0.0000 | 0.0000 | 0.0000 | 0.0000 | 0.0000 | 0.0000 | 0.0000 | 0.0000 | 0.0000 | 0.0000 | 0.0000 | 0.0000 | 0.0000 | 0.0000 | 0.0000 |
| Worker | 0.0448 | 0.0678 | 0.6452 | 1.6100e-003 | 0.1352 | 1.0600e-003 | 0.1363 | 0.0360 | 9.8000e-004 | 0.0370 | 0.0000 | 113.9390 | 113.9390 | 5.8400e-003 | 0.0000 | 114.0616 |
| **Total** | **0.0479** | **0.1042** | **0.6797** | **1.7200e-003** | **0.1378** | **1.5700e-003** | **0.1393** | **0.0367** | **1.4500e-003** | **0.0381** | **0.0000** | **123.8698** | **123.8698** | **5.9100e-003** | **0.0000** | **123.9939** |

## 3.39 Exterior Finishes - 2018

### Mitigated Construction On-Site

| | ROG | NOx | CO | SO2 | Fugitive PM10 | Exhaust PM10 | PM10 Total | Fugitive PM2.5 | Exhaust PM2.5 | PM2.5 Total | Bio- CO2 | NBio- CO2 | Total CO2 | CH4 | N2O | CO2e |
|---|---|---|---|---|---|---|---|---|---|---|---|---|---|---|---|---|
| Category | tons/yr | | | | | | | | | | MT/yr | | | | | |
| Archit. Coating | 2.0264 | | | | | 0.0000 | 0.0000 | | 0.0000 | 0.0000 | 0.0000 | 0.0000 | 0.0000 | 0.0000 | 0.0000 | 0.0000 |
| Off-Road | 0.0685 | 0.5580 | 0.4525 | 6.2000e-004 | | 0.0438 | 0.0438 | | 0.0412 | 0.0412 | 0.0000 | 55.2247 | 55.2247 | 0.0131 | 0.0000 | 55.4994 |
| **Total** | **2.0949** | **0.5580** | **0.4525** | **6.2000e-004** | | **0.0438** | **0.0438** | | **0.0412** | **0.0412** | **0.0000** | **55.2247** | **55.2247** | **0.0131** | **0.0000** | **55.4994** |

### Mitigated Construction Off-Site

| | ROG | NOx | CO | SO2 | Fugitive PM10 | Exhaust PM10 | PM10 Total | Fugitive PM2.5 | Exhaust PM2.5 | PM2.5 Total | Bio- CO2 | NBio- CO2 | Total CO2 | CH4 | N2O | CO2e |
|---|---|---|---|---|---|---|---|---|---|---|---|---|---|---|---|---|
| Category | tons/yr | | | | | | | | | | MT/yr | | | | | |
| Hauling | 3.0900e-003 | 0.0364 | 0.0346 | 1.1000e-004 | 2.5100e-003 | 5.1000e-004 | 3.0200e-003 | 6.9000e-004 | 4.7000e-004 | 1.1600e-003 | 0.0000 | 9.9308 | 9.9308 | 7.0000e-005 | 0.0000 | 9.9323 |
| Vendor | 0.0000 | 0.0000 | 0.0000 | 0.0000 | 0.0000 | 0.0000 | 0.0000 | 0.0000 | 0.0000 | 0.0000 | 0.0000 | 0.0000 | 0.0000 | 0.0000 | 0.0000 | 0.0000 |
| Worker | 0.0448 | 0.0678 | 0.6452 | 1.6100e-003 | 0.1352 | 1.0600e-003 | 0.1363 | 0.0360 | 9.8000e-004 | 0.0370 | 0.0000 | 113.9390 | 113.9390 | 5.8400e-003 | 0.0000 | 114.0616 |
| **Total** | **0.0479** | **0.1042** | **0.6797** | **1.7200e-003** | **0.1378** | **1.5700e-003** | **0.1393** | **0.0367** | **1.4500e-003** | **0.0381** | **0.0000** | **123.8698** | **123.8698** | **5.9100e-003** | **0.0000** | **123.9939** |

## 3.40 L5 Finishes - 2018

### Unmitigated Construction On-Site

| | ROG | NOx | CO | SO2 | Fugitive PM10 | Exhaust PM10 | PM10 Total | Fugitive PM2.5 | Exhaust PM2.5 | PM2.5 Total | Bio- CO2 | NBio- CO2 | Total CO2 | CH4 | N2O | CO2e |
|---|---|---|---|---|---|---|---|---|---|---|---|---|---|---|---|---|
| Category | tons/yr | | | | | | | | | | MT/yr | | | | | |
| Archit. Coating | 2.0264 | | | | | 0.0000 | 0.0000 | | 0.0000 | 0.0000 | 0.0000 | 0.0000 | 0.0000 | 0.0000 | 0.0000 | 0.0000 |
| Off-Road | 0.0139 | 0.0933 | 0.0862 | 1.4000e-004 | | 7.0000e-003 | 7.0000e-003 | | 7.0000e-003 | 7.0000e-003 | 0.0000 | 11.8727 | 11.8727 | 1.1300e-003 | 0.0000 | 11.8963 |
| **Total** | **2.0403** | **0.0933** | **0.0862** | **1.4000e-004** | | **7.0000e-003** | **7.0000e-003** | | **7.0000e-003** | **7.0000e-003** | **0.0000** | **11.8727** | **11.8727** | **1.1300e-003** | **0.0000** | **11.8963** |

### Unmitigated Construction Off-Site

| | ROG | NOx | CO | SO2 | Fugitive PM10 | Exhaust PM10 | PM10 Total | Fugitive PM2.5 | Exhaust PM2.5 | PM2.5 Total | Bio- CO2 | NBio- CO2 | Total CO2 | CH4 | N2O | CO2e |
|---|---|---|---|---|---|---|---|---|---|---|---|---|---|---|---|---|
| Category | tons/yr | | | | | | | | | | MT/yr | | | | | |
| Hauling | 1.9300e-003 | 0.0227 | 0.0216 | 7.0000e-005 | 1.5700e-003 | 3.2000e-004 | 1.8900e-003 | 4.3000e-004 | 2.9000e-004 | 7.2000e-004 | 0.0000 | 6.1984 | 6.1984 | 5.0000e-005 | 0.0000 | 6.1994 |
| Vendor | 0.0000 | 0.0000 | 0.0000 | 0.0000 | 0.0000 | 0.0000 | 0.0000 | 0.0000 | 0.0000 | 0.0000 | 0.0000 | 0.0000 | 0.0000 | 0.0000 | 0.0000 | 0.0000 |
| Worker | 0.0335 | 0.0508 | 0.4832 | 1.2100e-003 | 0.1013 | 7.9000e-004 | 0.1021 | 0.0269 | 7.3000e-004 | 0.0277 | 0.0000 | 85.3396 | 85.3396 | 4.3700e-003 | 0.0000 | 85.4314 |
| **Total** | **0.0355** | **0.0735** | **0.5048** | **1.2800e-003** | **0.1029** | **1.1100e-003** | **0.1040** | **0.0274** | **1.0200e-003** | **0.0284** | **0.0000** | **91.5380** | **91.5380** | **4.4200e-003** | **0.0000** | **91.6308** |

## 3.40 L5 Finishes - 2018

### Mitigated Construction On-Site

| | ROG | NOx | CO | SO2 | Fugitive PM10 | Exhaust PM10 | PM10 Total | Fugitive PM2.5 | Exhaust PM2.5 | PM2.5 Total | Bio- CO2 | NBio- CO2 | Total CO2 | CH4 | N2O | CO2e |
|---|---|---|---|---|---|---|---|---|---|---|---|---|---|---|---|---|
| Category | tons/yr | | | | | | | | | | MT/yr | | | | | |
| Archit. Coating | 2.0264 | | | | | 0.0000 | 0.0000 | | 0.0000 | 0.0000 | 0.0000 | 0.0000 | 0.0000 | 0.0000 | 0.0000 | 0.0000 |
| Off-Road | 0.0139 | 0.0933 | 0.0862 | 1.4000e-004 | | 7.0000e-003 | 7.0000e-003 | | 7.0000e-003 | 7.0000e-003 | 0.0000 | 11.8726 | 11.8726 | 1.1300e-003 | 0.0000 | 11.8963 |
| **Total** | **2.0403** | **0.0933** | **0.0862** | **1.4000e-004** | | **7.0000e-003** | **7.0000e-003** | | **7.0000e-003** | **7.0000e-003** | **0.0000** | **11.8726** | **11.8726** | **1.1300e-003** | **0.0000** | **11.8963** |

### Mitigated Construction Off-Site

| | ROG | NOx | CO | SO2 | Fugitive PM10 | Exhaust PM10 | PM10 Total | Fugitive PM2.5 | Exhaust PM2.5 | PM2.5 Total | Bio- CO2 | NBio- CO2 | Total CO2 | CH4 | N2O | CO2e |
|---|---|---|---|---|---|---|---|---|---|---|---|---|---|---|---|---|
| Category | tons/yr | | | | | | | | | | MT/yr | | | | | |
| Hauling | 1.9300e-003 | 0.0227 | 0.0216 | 7.0000e-005 | 1.5700e-003 | 3.2000e-004 | 1.8900e-003 | 4.3000e-004 | 2.9000e-004 | 7.2000e-004 | 0.0000 | 6.1984 | 6.1984 | 5.0000e-005 | 0.0000 | 6.1994 |
| Vendor | 0.0000 | 0.0000 | 0.0000 | 0.0000 | 0.0000 | 0.0000 | 0.0000 | 0.0000 | 0.0000 | 0.0000 | 0.0000 | 0.0000 | 0.0000 | 0.0000 | 0.0000 | 0.0000 |
| Worker | 0.0335 | 0.0508 | 0.4832 | 1.2100e-003 | 0.1013 | 7.9000e-004 | 0.1021 | 0.0269 | 7.3000e-004 | 0.0277 | 0.0000 | 85.3396 | 85.3396 | 4.3700e-003 | 0.0000 | 85.4314 |
| **Total** | **0.0355** | **0.0735** | **0.5048** | **1.2800e-003** | **0.1029** | **1.1100e-003** | **0.1040** | **0.0274** | **1.0200e-003** | **0.0284** | **0.0000** | **91.5380** | **91.5380** | **4.4200e-003** | **0.0000** | **91.6308** |

## 3.41 L6 Finishes - 2018

### Unmitigated Construction On-Site

| | ROG | NOx | CO | SO2 | Fugitive PM10 | Exhaust PM10 | PM10 Total | Fugitive PM2.5 | Exhaust PM2.5 | PM2.5 Total | Bio- CO2 | NBio- CO2 | Total CO2 | CH4 | N2O | CO2e |
|---|---|---|---|---|---|---|---|---|---|---|---|---|---|---|---|---|
| Category | tons/yr | | | | | | | | | | MT/yr | | | | | |
| Archit. Coating | 2.0264 | | | | | 0.0000 | 0.0000 | | 0.0000 | 0.0000 | 0.0000 | 0.0000 | 0.0000 | 0.0000 | 0.0000 | 0.0000 |
| Off-Road | 0.0139 | 0.0933 | 0.0862 | 1.4000e-004 | | 7.0000e-003 | 7.0000e-003 | | 7.0000e-003 | 7.0000e-003 | 0.0000 | 11.8727 | 11.8727 | 1.1300e-003 | 0.0000 | 11.8963 |
| **Total** | **2.0403** | **0.0933** | **0.0862** | **1.4000e-004** | | **7.0000e-003** | **7.0000e-003** | | **7.0000e-003** | **7.0000e-003** | **0.0000** | **11.8727** | **11.8727** | **1.1300e-003** | **0.0000** | **11.8963** |

### Unmitigated Construction Off-Site

| | ROG | NOx | CO | SO2 | Fugitive PM10 | Exhaust PM10 | PM10 Total | Fugitive PM2.5 | Exhaust PM2.5 | PM2.5 Total | Bio- CO2 | NBio- CO2 | Total CO2 | CH4 | N2O | CO2e |
|---|---|---|---|---|---|---|---|---|---|---|---|---|---|---|---|---|
| Category | tons/yr | | | | | | | | | | MT/yr | | | | | |
| Hauling | 1.9300e-003 | 0.0227 | 0.0216 | 7.0000e-005 | 1.5700e-003 | 3.2000e-004 | 1.8900e-003 | 4.3000e-004 | 2.9000e-004 | 7.2000e-004 | 0.0000 | 6.1984 | 6.1984 | 5.0000e-005 | 0.0000 | 6.1994 |
| Vendor | 0.0000 | 0.0000 | 0.0000 | 0.0000 | 0.0000 | 0.0000 | 0.0000 | 0.0000 | 0.0000 | 0.0000 | 0.0000 | 0.0000 | 0.0000 | 0.0000 | 0.0000 | 0.0000 |
| Worker | 0.0335 | 0.0508 | 0.4832 | 1.2100e-003 | 0.1013 | 7.9000e-004 | 0.1021 | 0.0269 | 7.3000e-004 | 0.0277 | 0.0000 | 85.3396 | 85.3396 | 4.3700e-003 | 0.0000 | 85.4314 |
| **Total** | **0.0355** | **0.0735** | **0.5048** | **1.2800e-003** | **0.1029** | **1.1100e-003** | **0.1040** | **0.0274** | **1.0200e-003** | **0.0284** | **0.0000** | **91.5380** | **91.5380** | **4.4200e-003** | **0.0000** | **91.6308** |

## 3.41 L6 Finishes - 2018

### Mitigated Construction On-Site

| | ROG | NOx | CO | SO2 | Fugitive PM10 | Exhaust PM10 | PM10 Total | Fugitive PM2.5 | Exhaust PM2.5 | PM2.5 Total | Bio- CO2 | NBio- CO2 | Total CO2 | CH4 | N2O | CO2e |
|---|---|---|---|---|---|---|---|---|---|---|---|---|---|---|---|---|
| Category | tons/yr | | | | | | | | | | MT/yr | | | | | |
| Archit. Coating | 2.0264 | | | | | 0.0000 | 0.0000 | | 0.0000 | 0.0000 | 0.0000 | 0.0000 | 0.0000 | 0.0000 | 0.0000 | 0.0000 |
| Off-Road | 0.0139 | 0.0933 | 0.0862 | 1.4000e-004 | | 7.0000e-003 | 7.0000e-003 | | 7.0000e-003 | 7.0000e-003 | 0.0000 | 11.8726 | 11.8726 | 1.1300e-003 | 0.0000 | 11.8963 |
| **Total** | **2.0403** | **0.0933** | **0.0862** | **1.4000e-004** | | **7.0000e-003** | **7.0000e-003** | | **7.0000e-003** | **7.0000e-003** | **0.0000** | **11.8726** | **11.8726** | **1.1300e-003** | **0.0000** | **11.8963** |

### Mitigated Construction Off-Site

| | ROG | NOx | CO | SO2 | Fugitive PM10 | Exhaust PM10 | PM10 Total | Fugitive PM2.5 | Exhaust PM2.5 | PM2.5 Total | Bio- CO2 | NBio- CO2 | Total CO2 | CH4 | N2O | CO2e |
|---|---|---|---|---|---|---|---|---|---|---|---|---|---|---|---|---|
| Category | tons/yr | | | | | | | | | | MT/yr | | | | | |
| Hauling | 1.9300e-003 | 0.0227 | 0.0216 | 7.0000e-005 | 1.5700e-003 | 3.2000e-004 | 1.8900e-003 | 4.3000e-004 | 2.9000e-004 | 7.2000e-004 | 0.0000 | 6.1984 | 6.1984 | 5.0000e-005 | 0.0000 | 6.1994 |
| Vendor | 0.0000 | 0.0000 | 0.0000 | 0.0000 | 0.0000 | 0.0000 | 0.0000 | 0.0000 | 0.0000 | 0.0000 | 0.0000 | 0.0000 | 0.0000 | 0.0000 | 0.0000 | 0.0000 |
| Worker | 0.0335 | 0.0508 | 0.4832 | 1.2100e-003 | 0.1013 | 7.9000e-004 | 0.1021 | 0.0269 | 7.3000e-004 | 0.0277 | 0.0000 | 85.3396 | 85.3396 | 4.3700e-003 | 0.0000 | 85.4314 |
| **Total** | **0.0355** | **0.0735** | **0.5048** | **1.2800e-003** | **0.1029** | **1.1100e-003** | **0.1040** | **0.0274** | **1.0200e-003** | **0.0284** | **0.0000** | **91.5380** | **91.5380** | **4.4200e-003** | **0.0000** | **91.6308** |

## 3.42 Site Improvements - 2018

### Unmitigated Construction On-Site

| | ROG | NOx | CO | SO2 | Fugitive PM10 | Exhaust PM10 | PM10 Total | Fugitive PM2.5 | Exhaust PM2.5 | PM2.5 Total | Bio- CO2 | NBio- CO2 | Total CO2 | CH4 | N2O | CO2e |
|---|---|---|---|---|---|---|---|---|---|---|---|---|---|---|---|---|
| Category | tons/yr | | | | | | | | | | MT/yr | | | | | |
| Off-Road | 0.0467 | 0.4793 | 0.4124 | 6.2000e-004 | | 0.0280 | 0.0280 | | 0.0258 | 0.0258 | 0.0000 | 55.9604 | 55.9604 | 0.0171 | 0.0000 | 56.3193 |
| Paving | 0.0000 | | | | | 0.0000 | 0.0000 | | 0.0000 | 0.0000 | 0.0000 | 0.0000 | 0.0000 | 0.0000 | 0.0000 | 0.0000 |
| **Total** | **0.0467** | **0.4793** | **0.4124** | **6.2000e-004** | | **0.0280** | **0.0280** | | **0.0258** | **0.0258** | **0.0000** | **55.9604** | **55.9604** | **0.0171** | **0.0000** | **56.3193** |

### Unmitigated Construction Off-Site

| | ROG | NOx | CO | SO2 | Fugitive PM10 | Exhaust PM10 | PM10 Total | Fugitive PM2.5 | Exhaust PM2.5 | PM2.5 Total | Bio- CO2 | NBio- CO2 | Total CO2 | CH4 | N2O | CO2e |
|---|---|---|---|---|---|---|---|---|---|---|---|---|---|---|---|---|
| Category | tons/yr | | | | | | | | | | MT/yr | | | | | |
| Hauling | 1.9300e-003 | 0.0227 | 0.0216 | 7.0000e-005 | 1.5700e-003 | 3.2000e-004 | 1.8900e-003 | 4.3000e-004 | 2.9000e-004 | 7.2000e-004 | 0.0000 | 6.1984 | 6.1984 | 5.0000e-005 | 0.0000 | 6.1994 |
| Vendor | 0.0000 | 0.0000 | 0.0000 | 0.0000 | 0.0000 | 0.0000 | 0.0000 | 0.0000 | 0.0000 | 0.0000 | 0.0000 | 0.0000 | 0.0000 | 0.0000 | 0.0000 | 0.0000 |
| Worker | 2.8000e-003 | 4.2300e-003 | 0.0403 | 1.0000e-004 | 8.4400e-003 | 7.0000e-005 | 8.5100e-003 | 2.2500e-003 | 6.0000e-005 | 2.3100e-003 | 0.0000 | 7.1116 | 7.1116 | 3.6000e-004 | 0.0000 | 7.1193 |
| **Total** | **4.7300e-003** | **0.0270** | **0.0618** | **1.7000e-004** | **0.0100** | **3.9000e-004** | **0.0104** | **2.6800e-003** | **3.5000e-004** | **3.0300e-003** | **0.0000** | **13.3100** | **13.3100** | **4.1000e-004** | **0.0000** | **13.3187** |

## 3.42 Site Improvements - 2018

### Mitigated Construction On-Site

| | ROG | NOx | CO | SO2 | Fugitive PM10 | Exhaust PM10 | PM10 Total | Fugitive PM2.5 | Exhaust PM2.5 | PM2.5 Total | Bio- CO2 | NBio- CO2 | Total CO2 | CH4 | N2O | CO2e |
|---|---|---|---|---|---|---|---|---|---|---|---|---|---|---|---|---|
| Category | tons/yr | | | | | | | | | | MT/yr | | | | | |
| Off-Road | 0.0467 | 0.4793 | 0.4124 | 6.2000e-004 | | 0.0280 | 0.0280 | | 0.0258 | 0.0258 | 0.0000 | 55.9603 | 55.9603 | 0.0171 | 0.0000 | 56.3192 |
| Paving | 0.0000 | | | | | 0.0000 | 0.0000 | | 0.0000 | 0.0000 | 0.0000 | 0.0000 | 0.0000 | 0.0000 | 0.0000 | 0.0000 |
| **Total** | **0.0467** | **0.4793** | **0.4124** | **6.2000e-004** | | **0.0280** | **0.0280** | | **0.0258** | **0.0258** | **0.0000** | **55.9603** | **55.9603** | **0.0171** | **0.0000** | **56.3192** |

### Mitigated Construction Off-Site

| | ROG | NOx | CO | SO2 | Fugitive PM10 | Exhaust PM10 | PM10 Total | Fugitive PM2.5 | Exhaust PM2.5 | PM2.5 Total | Bio- CO2 | NBio- CO2 | Total CO2 | CH4 | N2O | CO2e |
|---|---|---|---|---|---|---|---|---|---|---|---|---|---|---|---|---|
| Category | tons/yr | | | | | | | | | | MT/yr | | | | | |
| Hauling | 1.9300e-003 | 0.0227 | 0.0216 | 7.0000e-005 | 1.5700e-003 | 3.2000e-004 | 1.8900e-003 | 4.3000e-004 | 2.9000e-004 | 7.2000e-004 | 0.0000 | 6.1984 | 6.1984 | 5.0000e-005 | 0.0000 | 6.1994 |
| Vendor | 0.0000 | 0.0000 | 0.0000 | 0.0000 | 0.0000 | 0.0000 | 0.0000 | 0.0000 | 0.0000 | 0.0000 | 0.0000 | 0.0000 | 0.0000 | 0.0000 | 0.0000 | 0.0000 |
| Worker | 2.8000e-003 | 4.2300e-003 | 0.0403 | 1.0000e-004 | 8.4400e-003 | 7.0000e-005 | 8.5100e-003 | 2.2500e-003 | 6.0000e-005 | 2.3100e-003 | 0.0000 | 7.1116 | 7.1116 | 3.6000e-004 | 0.0000 | 7.1193 |
| **Total** | **4.7300e-003** | **0.0270** | **0.0618** | **1.7000e-004** | **0.0100** | **3.9000e-004** | **0.0104** | **2.6800e-003** | **3.5000e-004** | **3.0300e-003** | **0.0000** | **13.3100** | **13.3100** | **4.1000e-004** | **0.0000** | **13.3187** |

## 3.43 Commissioning Phase - 2018

### Unmitigated Construction On-Site

| | ROG | NOx | CO | SO2 | Fugitive PM10 | Exhaust PM10 | PM10 Total | Fugitive PM2.5 | Exhaust PM2.5 | PM2.5 Total | Bio- CO2 | NBio- CO2 | Total CO2 | CH4 | N2O | CO2e |
|---|---|---|---|---|---|---|---|---|---|---|---|---|---|---|---|---|
| Category | tons/yr | | | | | | | | | | MT/yr | | | | | |
| Off-Road | 0.0000 | 0.0000 | 0.0000 | 0.0000 | | 0.0000 | 0.0000 | | 0.0000 | 0.0000 | 0.0000 | 0.0000 | 0.0000 | 0.0000 | 0.0000 | 0.0000 |
| **Total** | **0.0000** | **0.0000** | **0.0000** | **0.0000** | | **0.0000** | **0.0000** | | **0.0000** | **0.0000** | **0.0000** | **0.0000** | **0.0000** | **0.0000** | **0.0000** | **0.0000** |

### Unmitigated Construction Off-Site

| | ROG | NOx | CO | SO2 | Fugitive PM10 | Exhaust PM10 | PM10 Total | Fugitive PM2.5 | Exhaust PM2.5 | PM2.5 Total | Bio- CO2 | NBio- CO2 | Total CO2 | CH4 | N2O | CO2e |
|---|---|---|---|---|---|---|---|---|---|---|---|---|---|---|---|---|
| Category | tons/yr | | | | | | | | | | MT/yr | | | | | |
| Hauling | 0.0000 | 0.0000 | 0.0000 | 0.0000 | 0.0000 | 0.0000 | 0.0000 | 0.0000 | 0.0000 | 0.0000 | 0.0000 | 0.0000 | 0.0000 | 0.0000 | 0.0000 | 0.0000 |
| Vendor | 0.0000 | 0.0000 | 0.0000 | 0.0000 | 0.0000 | 0.0000 | 0.0000 | 0.0000 | 0.0000 | 0.0000 | 0.0000 | 0.0000 | 0.0000 | 0.0000 | 0.0000 | 0.0000 |
| Worker | 6.6000e-004 | 1.0000e-003 | 9.5300e-003 | 2.0000e-005 | 2.0000e-003 | 2.0000e-005 | 2.0100e-003 | 5.3000e-004 | 1.0000e-005 | 5.5000e-004 | 0.0000 | 1.6823 | 1.6823 | 9.0000e-005 | 0.0000 | 1.6841 |
| **Total** | **6.6000e-004** | **1.0000e-003** | **9.5300e-003** | **2.0000e-005** | **2.0000e-003** | **2.0000e-005** | **2.0100e-003** | **5.3000e-004** | **1.0000e-005** | **5.5000e-004** | **0.0000** | **1.6823** | **1.6823** | **9.0000e-005** | **0.0000** | **1.6841** |

## 3.43 Commissioning Phase - 2018

### Mitigated Construction On-Site

| | ROG | NOx | CO | SO2 | Fugitive PM10 | Exhaust PM10 | PM10 Total | Fugitive PM2.5 | Exhaust PM2.5 | PM2.5 Total | Bio- CO2 | NBio- CO2 | Total CO2 | CH4 | N2O | CO2e |
|---|---|---|---|---|---|---|---|---|---|---|---|---|---|---|---|---|
| Category | tons/yr | | | | | | | | | | MT/yr | | | | | |
| Off-Road | 0.0000 | 0.0000 | 0.0000 | 0.0000 | | 0.0000 | 0.0000 | | 0.0000 | 0.0000 | 0.0000 | 0.0000 | 0.0000 | 0.0000 | 0.0000 | 0.0000 |
| **Total** | **0.0000** | **0.0000** | **0.0000** | **0.0000** | | **0.0000** | **0.0000** | | **0.0000** | **0.0000** | **0.0000** | **0.0000** | **0.0000** | **0.0000** | **0.0000** | **0.0000** |

### Mitigated Construction Off-Site

| | ROG | NOx | CO | SO2 | Fugitive PM10 | Exhaust PM10 | PM10 Total | Fugitive PM2.5 | Exhaust PM2.5 | PM2.5 Total | Bio- CO2 | NBio- CO2 | Total CO2 | CH4 | N2O | CO2e |
|---|---|---|---|---|---|---|---|---|---|---|---|---|---|---|---|---|
| Category | tons/yr | | | | | | | | | | MT/yr | | | | | |
| Hauling | 0.0000 | 0.0000 | 0.0000 | 0.0000 | 0.0000 | 0.0000 | 0.0000 | 0.0000 | 0.0000 | 0.0000 | 0.0000 | 0.0000 | 0.0000 | 0.0000 | 0.0000 | 0.0000 |
| Vendor | 0.0000 | 0.0000 | 0.0000 | 0.0000 | 0.0000 | 0.0000 | 0.0000 | 0.0000 | 0.0000 | 0.0000 | 0.0000 | 0.0000 | 0.0000 | 0.0000 | 0.0000 | 0.0000 |
| Worker | 6.6000e-004 | 1.0000e-003 | 9.5300e-003 | 2.0000e-005 | 2.0000e-003 | 2.0000e-005 | 2.0100e-003 | 5.3000e-004 | 1.0000e-005 | 5.5000e-004 | 0.0000 | 1.6823 | 1.6823 | 9.0000e-005 | 0.0000 | 1.6841 |
| **Total** | **6.6000e-004** | **1.0000e-003** | **9.5300e-003** | **2.0000e-005** | **2.0000e-003** | **2.0000e-005** | **2.0100e-003** | **5.3000e-004** | **1.0000e-005** | **5.5000e-004** | **0.0000** | **1.6823** | **1.6823** | **9.0000e-005** | **0.0000** | **1.6841** |

## 3.44 Testing Phase - 2018

### Unmitigated Construction On-Site

| | ROG | NOx | CO | SO2 | Fugitive PM10 | Exhaust PM10 | PM10 Total | Fugitive PM2.5 | Exhaust PM2.5 | PM2.5 Total | Bio- CO2 | NBio- CO2 | Total CO2 | CH4 | N2O | CO2e |
|---|---|---|---|---|---|---|---|---|---|---|---|---|---|---|---|---|
| Category | tons/yr | | | | | | | | | | MT/yr | | | | | |
| Off-Road | 0.0000 | 0.0000 | 0.0000 | 0.0000 | | 0.0000 | 0.0000 | | 0.0000 | 0.0000 | 0.0000 | 0.0000 | 0.0000 | 0.0000 | 0.0000 | 0.0000 |
| **Total** | **0.0000** | **0.0000** | **0.0000** | **0.0000** | | **0.0000** | **0.0000** | | **0.0000** | **0.0000** | **0.0000** | **0.0000** | **0.0000** | **0.0000** | **0.0000** | **0.0000** |

### Unmitigated Construction Off-Site

| | ROG | NOx | CO | SO2 | Fugitive PM10 | Exhaust PM10 | PM10 Total | Fugitive PM2.5 | Exhaust PM2.5 | PM2.5 Total | Bio- CO2 | NBio- CO2 | Total CO2 | CH4 | N2O | CO2e |
|---|---|---|---|---|---|---|---|---|---|---|---|---|---|---|---|---|
| Category | tons/yr | | | | | | | | | | MT/yr | | | | | |
| Hauling | 0.0000 | 0.0000 | 0.0000 | 0.0000 | 0.0000 | 0.0000 | 0.0000 | 0.0000 | 0.0000 | 0.0000 | 0.0000 | 0.0000 | 0.0000 | 0.0000 | 0.0000 | 0.0000 |
| Vendor | 0.0000 | 0.0000 | 0.0000 | 0.0000 | 0.0000 | 0.0000 | 0.0000 | 0.0000 | 0.0000 | 0.0000 | 0.0000 | 0.0000 | 0.0000 | 0.0000 | 0.0000 | 0.0000 |
| Worker | 6.6000e-004 | 1.0000e-003 | 9.5300e-003 | 2.0000e-005 | 2.0000e-003 | 2.0000e-005 | 2.0100e-003 | 5.3000e-004 | 1.0000e-005 | 5.5000e-004 | 0.0000 | 1.6823 | 1.6823 | 9.0000e-005 | 0.0000 | 1.6841 |
| **Total** | **6.6000e-004** | **1.0000e-003** | **9.5300e-003** | **2.0000e-005** | **2.0000e-003** | **2.0000e-005** | **2.0100e-003** | **5.3000e-004** | **1.0000e-005** | **5.5000e-004** | **0.0000** | **1.6823** | **1.6823** | **9.0000e-005** | **0.0000** | **1.6841** |

## 3.44 Testing Phase - 2018

### Mitigated Construction On-Site

| | ROG | NOx | CO | SO2 | Fugitive PM10 | Exhaust PM10 | PM10 Total | Fugitive PM2.5 | Exhaust PM2.5 | PM2.5 Total | Bio- CO2 | NBio- CO2 | Total CO2 | CH4 | N2O | CO2e |
|---|---|---|---|---|---|---|---|---|---|---|---|---|---|---|---|---|
| Category | tons/yr | | | | | | | | | | MT/yr | | | | | |
| Off-Road | 0.0000 | 0.0000 | 0.0000 | 0.0000 | | 0.0000 | 0.0000 | | 0.0000 | 0.0000 | 0.0000 | 0.0000 | 0.0000 | 0.0000 | 0.0000 | 0.0000 |
| **Total** | **0.0000** | **0.0000** | **0.0000** | **0.0000** | | **0.0000** | **0.0000** | | **0.0000** | **0.0000** | **0.0000** | **0.0000** | **0.0000** | **0.0000** | **0.0000** | **0.0000** |

### Mitigated Construction Off-Site

| | ROG | NOx | CO | SO2 | Fugitive PM10 | Exhaust PM10 | PM10 Total | Fugitive PM2.5 | Exhaust PM2.5 | PM2.5 Total | Bio- CO2 | NBio- CO2 | Total CO2 | CH4 | N2O | CO2e |
|---|---|---|---|---|---|---|---|---|---|---|---|---|---|---|---|---|
| Category | tons/yr | | | | | | | | | | MT/yr | | | | | |
| Hauling | 0.0000 | 0.0000 | 0.0000 | 0.0000 | 0.0000 | 0.0000 | 0.0000 | 0.0000 | 0.0000 | 0.0000 | 0.0000 | 0.0000 | 0.0000 | 0.0000 | 0.0000 | 0.0000 |
| Vendor | 0.0000 | 0.0000 | 0.0000 | 0.0000 | 0.0000 | 0.0000 | 0.0000 | 0.0000 | 0.0000 | 0.0000 | 0.0000 | 0.0000 | 0.0000 | 0.0000 | 0.0000 | 0.0000 |
| Worker | 6.6000e-004 | 1.0000e-003 | 9.5300e-003 | 2.0000e-005 | 2.0000e-003 | 2.0000e-005 | 2.0100e-003 | 5.3000e-004 | 1.0000e-005 | 5.5000e-004 | 0.0000 | 1.6823 | 1.6823 | 9.0000e-005 | 0.0000 | 1.6841 |
| **Total** | **6.6000e-004** | **1.0000e-003** | **9.5300e-003** | **2.0000e-005** | **2.0000e-003** | **2.0000e-005** | **2.0100e-003** | **5.3000e-004** | **1.0000e-005** | **5.5000e-004** | **0.0000** | **1.6823** | **1.6823** | **9.0000e-005** | **0.0000** | **1.6841** |

## 3.45 Final Inspection - 2018

### Unmitigated Construction On-Site

| | ROG | NOx | CO | SO2 | Fugitive PM10 | Exhaust PM10 | PM10 Total | Fugitive PM2.5 | Exhaust PM2.5 | PM2.5 Total | Bio- CO2 | NBio- CO2 | Total CO2 | CH4 | N2O | CO2e |
|---|---|---|---|---|---|---|---|---|---|---|---|---|---|---|---|---|
| Category | tons/yr | | | | | | | | | | MT/yr | | | | | |
| Off-Road | 0.0000 | 0.0000 | 0.0000 | 0.0000 | | 0.0000 | 0.0000 | | 0.0000 | 0.0000 | 0.0000 | 0.0000 | 0.0000 | 0.0000 | 0.0000 | 0.0000 |
| **Total** | **0.0000** | **0.0000** | **0.0000** | **0.0000** | | **0.0000** | **0.0000** | | **0.0000** | **0.0000** | **0.0000** | **0.0000** | **0.0000** | **0.0000** | **0.0000** | **0.0000** |

### Unmitigated Construction Off-Site

| | ROG | NOx | CO | SO2 | Fugitive PM10 | Exhaust PM10 | PM10 Total | Fugitive PM2.5 | Exhaust PM2.5 | PM2.5 Total | Bio- CO2 | NBio- CO2 | Total CO2 | CH4 | N2O | CO2e |
|---|---|---|---|---|---|---|---|---|---|---|---|---|---|---|---|---|
| Category | tons/yr | | | | | | | | | | MT/yr | | | | | |
| Hauling | 0.0000 | 0.0000 | 0.0000 | 0.0000 | 0.0000 | 0.0000 | 0.0000 | 0.0000 | 0.0000 | 0.0000 | 0.0000 | 0.0000 | 0.0000 | 0.0000 | 0.0000 | 0.0000 |
| Vendor | 0.0000 | 0.0000 | 0.0000 | 0.0000 | 0.0000 | 0.0000 | 0.0000 | 0.0000 | 0.0000 | 0.0000 | 0.0000 | 0.0000 | 0.0000 | 0.0000 | 0.0000 | 0.0000 |
| Worker | 0.0000 | 0.0000 | 0.0000 | 0.0000 | 0.0000 | 0.0000 | 0.0000 | 0.0000 | 0.0000 | 0.0000 | 0.0000 | 0.0000 | 0.0000 | 0.0000 | 0.0000 | 0.0000 |
| **Total** | **0.0000** | **0.0000** | **0.0000** | **0.0000** | **0.0000** | **0.0000** | **0.0000** | **0.0000** | **0.0000** | **0.0000** | **0.0000** | **0.0000** | **0.0000** | **0.0000** | **0.0000** | **0.0000** |

## 3.45 Final Inspection - 2018

### Mitigated Construction On-Site

| | ROG | NOx | CO | SO2 | Fugitive PM10 | Exhaust PM10 | PM10 Total | Fugitive PM2.5 | Exhaust PM2.5 | PM2.5 Total | Bio- CO2 | NBio- CO2 | Total CO2 | CH4 | N2O | CO2e |
|---|---|---|---|---|---|---|---|---|---|---|---|---|---|---|---|---|
| Category | tons/yr | | | | | | | | | | MT/yr | | | | | |
| Off-Road | 0.0000 | 0.0000 | 0.0000 | 0.0000 | | 0.0000 | 0.0000 | | 0.0000 | 0.0000 | 0.0000 | 0.0000 | 0.0000 | 0.0000 | 0.0000 | 0.0000 |
| **Total** | **0.0000** | **0.0000** | **0.0000** | **0.0000** | | **0.0000** | **0.0000** | | **0.0000** | **0.0000** | **0.0000** | **0.0000** | **0.0000** | **0.0000** | **0.0000** | **0.0000** |

### Mitigated Construction Off-Site

| | ROG | NOx | CO | SO2 | Fugitive PM10 | Exhaust PM10 | PM10 Total | Fugitive PM2.5 | Exhaust PM2.5 | PM2.5 Total | Bio- CO2 | NBio- CO2 | Total CO2 | CH4 | N2O | CO2e |
|---|---|---|---|---|---|---|---|---|---|---|---|---|---|---|---|---|
| Category | tons/yr | | | | | | | | | | MT/yr | | | | | |
| Hauling | 0.0000 | 0.0000 | 0.0000 | 0.0000 | 0.0000 | 0.0000 | 0.0000 | 0.0000 | 0.0000 | 0.0000 | 0.0000 | 0.0000 | 0.0000 | 0.0000 | 0.0000 | 0.0000 |
| Vendor | 0.0000 | 0.0000 | 0.0000 | 0.0000 | 0.0000 | 0.0000 | 0.0000 | 0.0000 | 0.0000 | 0.0000 | 0.0000 | 0.0000 | 0.0000 | 0.0000 | 0.0000 | 0.0000 |
| Worker | 0.0000 | 0.0000 | 0.0000 | 0.0000 | 0.0000 | 0.0000 | 0.0000 | 0.0000 | 0.0000 | 0.0000 | 0.0000 | 0.0000 | 0.0000 | 0.0000 | 0.0000 | 0.0000 |
| **Total** | **0.0000** | **0.0000** | **0.0000** | **0.0000** | **0.0000** | **0.0000** | **0.0000** | **0.0000** | **0.0000** | **0.0000** | **0.0000** | **0.0000** | **0.0000** | **0.0000** | **0.0000** | **0.0000** |

## 4.0 Operational Detail - Mobile

## 4.1 Mitigation Measures Mobile

| | ROG | NOx | CO | SO2 | Fugitive PM10 | Exhaust PM10 | PM10 Total | Fugitive PM2.5 | Exhaust PM2.5 | PM2.5 Total | Bio- CO2 | NBio- CO2 | Total CO2 | CH4 | N2O | CO2e |
|---|---|---|---|---|---|---|---|---|---|---|---|---|---|---|---|---|
| Category | tons/yr | | | | | | | | | | MT/yr | | | | | |
| Mitigated | 0.0000 | 0.0000 | 0.0000 | 0.0000 | 0.0000 | 0.0000 | 0.0000 | 0.0000 | 0.0000 | 0.0000 | 0.0000 | 0.0000 | 0.0000 | 0.0000 | 0.0000 | 0.0000 |
| Unmitigated | 0.0000 | 0.0000 | 0.0000 | 0.0000 | 0.0000 | 0.0000 | 0.0000 | 0.0000 | 0.0000 | 0.0000 | 0.0000 | 0.0000 | 0.0000 | 0.0000 | 0.0000 | 0.0000 |

## 4.2 Trip Summary Information

| | Average Daily Trip Rate | | | Unmitigated | Mitigated |
|---|---|---|---|---|---|
| Land Use | Weekday | Saturday | Sunday | Annual VMT | Annual VMT |
| Apartments Mid Rise | 0.00 | 0.00 | 0.00 | | |
| Enclosed Parking with Elevator | 0.00 | 0.00 | 0.00 | | |
| Regional Shopping Center | 0.00 | 0.00 | 0.00 | | |
| Total | 0.00 | 0.00 | 0.00 | | |

## 4.3 Trip Type Information

| | Miles | | | Trip % | | | Trip Purpose % | | |
|---|---|---|---|---|---|---|---|---|---|
| Land Use | H-W or C-W | H-S or C-C | H-O or C-NW | H-W or C-W | H-S or C-C | H-O or C-NW | Primary | Diverted | Pass-by |
| Apartments Mid Rise | 12.40 | 4.30 | 5.40 | 26.10 | 29.10 | 44.80 | 86 | 11 | 3 |
| Enclosed Parking with Elevator | 9.50 | 7.30 | 7.30 | 0.00 | 0.00 | 0.00 | 0 | 0 | 0 |
| Regional Shopping Center | 9.50 | 7.30 | 7.30 | 16.30 | 64.70 | 19.00 | 54 | 35 | 11 |

| LDA | LDT1 | LDT2 | MDV | LHD1 | LHD2 | MHD | HHD | OBUS | UBUS | MCY | SBUS | MH |
|---|---|---|---|---|---|---|---|---|---|---|---|---|
| 0.542590 | 0.062129 | 0.167184 | 0.110637 | 0.030730 | 0.004573 | 0.019109 | 0.050292 | 0.001784 | 0.003671 | 0.005678 | 0.000201 | 0.001421 |

## 5.0 Energy Detail

4.4 Fleet Mix

Historical Energy Use: N

### 5.1 Mitigation Measures Energy

| | ROG | NOx | CO | SO2 | Fugitive PM10 | Exhaust PM10 | PM10 Total | Fugitive PM2.5 | Exhaust PM2.5 | PM2.5 Total | Bio- CO2 | NBio- CO2 | Total CO2 | CH4 | N2O | CO2e |
|---|---|---|---|---|---|---|---|---|---|---|---|---|---|---|---|---|
| Category | tons/yr | | | | | | | | | | MT/yr | | | | | |
| Electricity Mitigated | | | | | | 0.0000 | 0.0000 | | 0.0000 | 0.0000 | 0.0000 | 0.0000 | 0.0000 | 0.0000 | 0.0000 | 0.0000 |
| Electricity Unmitigated | | | | | | 0.0000 | 0.0000 | | 0.0000 | 0.0000 | 0.0000 | 0.0000 | 0.0000 | 0.0000 | 0.0000 | 0.0000 |
| NaturalGas Mitigated | 0.0000 | 0.0000 | 0.0000 | 0.0000 | | 0.0000 | 0.0000 | | 0.0000 | 0.0000 | 0.0000 | 0.0000 | 0.0000 | 0.0000 | 0.0000 | 0.0000 |
| NaturalGas Unmitigated | 0.0000 | 0.0000 | 0.0000 | 0.0000 | | 0.0000 | 0.0000 | | 0.0000 | 0.0000 | 0.0000 | 0.0000 | 0.0000 | 0.0000 | 0.0000 | 0.0000 |

## 5.2 Energy by Land Use - NaturalGas

### Unmitigated

| | NaturalGas Use | ROG | NOx | CO | SO2 | Fugitive PM10 | Exhaust PM10 | PM10 Total | Fugitive PM2.5 | Exhaust PM2.5 | PM2.5 Total | Bio- CO2 | NBio- CO2 | Total CO2 | CH4 | N2O | CO2e |
|---|---|---|---|---|---|---|---|---|---|---|---|---|---|---|---|---|---|
| Land Use | kBTU/yr | tons/yr | | | | | | | | | | MT/yr | | | | | |
| Regional Shopping Center | 0 | 0.0000 | 0.0000 | 0.0000 | 0.0000 | | 0.0000 | 0.0000 | | 0.0000 | 0.0000 | 0.0000 | 0.0000 | 0.0000 | 0.0000 | 0.0000 | 0.0000 |
| Apartments Mid Rise | 0 | 0.0000 | 0.0000 | 0.0000 | 0.0000 | | 0.0000 | 0.0000 | | 0.0000 | 0.0000 | 0.0000 | 0.0000 | 0.0000 | 0.0000 | 0.0000 | 0.0000 |
| Enclosed Parking with Elevator | 0 | 0.0000 | 0.0000 | 0.0000 | 0.0000 | | 0.0000 | 0.0000 | | 0.0000 | 0.0000 | 0.0000 | 0.0000 | 0.0000 | 0.0000 | 0.0000 | 0.0000 |
| **Total** | | **0.0000** | **0.0000** | **0.0000** | **0.0000** | | **0.0000** | **0.0000** | | **0.0000** | **0.0000** | **0.0000** | **0.0000** | **0.0000** | **0.0000** | **0.0000** | **0.0000** |

### Mitigated

| | NaturalGas Use | ROG | NOx | CO | SO2 | Fugitive PM10 | Exhaust PM10 | PM10 Total | Fugitive PM2.5 | Exhaust PM2.5 | PM2.5 Total | Bio- CO2 | NBio- CO2 | Total CO2 | CH4 | N2O | CO2e |
|---|---|---|---|---|---|---|---|---|---|---|---|---|---|---|---|---|---|
| Land Use | kBTU/yr | tons/yr | | | | | | | | | | MT/yr | | | | | |
| Regional Shopping Center | 0 | 0.0000 | 0.0000 | 0.0000 | 0.0000 | | 0.0000 | 0.0000 | | 0.0000 | 0.0000 | 0.0000 | 0.0000 | 0.0000 | 0.0000 | 0.0000 | 0.0000 |
| Apartments Mid Rise | 0 | 0.0000 | 0.0000 | 0.0000 | 0.0000 | | 0.0000 | 0.0000 | | 0.0000 | 0.0000 | 0.0000 | 0.0000 | 0.0000 | 0.0000 | 0.0000 | 0.0000 |
| Enclosed Parking with Elevator | 0 | 0.0000 | 0.0000 | 0.0000 | 0.0000 | | 0.0000 | 0.0000 | | 0.0000 | 0.0000 | 0.0000 | 0.0000 | 0.0000 | 0.0000 | 0.0000 | 0.0000 |
| **Total** | | **0.0000** | **0.0000** | **0.0000** | **0.0000** | | **0.0000** | **0.0000** | | **0.0000** | **0.0000** | **0.0000** | **0.0000** | **0.0000** | **0.0000** | **0.0000** | **0.0000** |

## 5.3 Energy by Land Use - Electricity

### Unmitigated

| | Electricity Use | Total CO2 | CH4 | N2O | CO2e |
|---|---|---|---|---|---|
| Land Use | kWh/yr | MT/yr | | | |
| Apartments Mid Rise | 0 | 0.0000 | 0.0000 | 0.0000 | 0.0000 |
| Enclosed Parking with Elevator | 0 | 0.0000 | 0.0000 | 0.0000 | 0.0000 |
| Regional Shopping Center | 0 | 0.0000 | 0.0000 | 0.0000 | 0.0000 |
| **Total** | | **0.0000** | **0.0000** | **0.0000** | **0.0000** |

### Mitigated

| | Electricity Use | Total CO2 | CH4 | N2O | CO2e |
|---|---|---|---|---|---|
| Land Use | kWh/yr | MT/yr | | | |
| Apartments Mid Rise | 0 | 0.0000 | 0.0000 | 0.0000 | 0.0000 |
| Enclosed Parking with Elevator | 0 | 0.0000 | 0.0000 | 0.0000 | 0.0000 |
| Regional Shopping Center | 0 | 0.0000 | 0.0000 | 0.0000 | 0.0000 |
| **Total** | | **0.0000** | **0.0000** | **0.0000** | **0.0000** |

## 6.0 Area Detail

## 6.1 Mitigation Measures Area

| | ROG | NOx | CO | SO2 | Fugitive PM10 | Exhaust PM10 | PM10 Total | Fugitive PM2.5 | Exhaust PM2.5 | PM2.5 Total | Bio- CO2 | NBio- CO2 | Total CO2 | CH4 | N2O | CO2e |
|---|---|---|---|---|---|---|---|---|---|---|---|---|---|---|---|---|
| Category | tons/yr | | | | | | | | | | MT/yr | | | | | |
| Mitigated | 1.4635 | 0.0227 | 1.9570 | 1.0000e-004 | | 0.0107 | 0.0107 | | 0.0107 | 0.0107 | 0.0000 | 3.1815 | 3.1815 | 3.1300e-003 | 0.0000 | 3.2472 |
| Unmitigated | 1.4635 | 0.0227 | 1.9570 | 1.0000e-004 | | 0.0107 | 0.0107 | | 0.0107 | 0.0107 | 0.0000 | 3.1815 | 3.1815 | 3.1300e-003 | 0.0000 | 3.2472 |

## 6.2 Area by SubCategory

**Unmitigated**

| | ROG | NOx | CO | SO2 | Fugitive PM10 | Exhaust PM10 | PM10 Total | Fugitive PM2.5 | Exhaust PM2.5 | PM2.5 Total | Bio- CO2 | NBio- CO2 | Total CO2 | CH4 | N2O | CO2e |
|---|---|---|---|---|---|---|---|---|---|---|---|---|---|---|---|---|
| SubCategory | tons/yr | | | | | | | | | | MT/yr | | | | | |
| Architectural Coating | 0.1868 | | | | | 0.0000 | 0.0000 | | 0.0000 | 0.0000 | 0.0000 | 0.0000 | 0.0000 | 0.0000 | 0.0000 | 0.0000 |
| Consumer Products | 1.2167 | | | | | 0.0000 | 0.0000 | | 0.0000 | 0.0000 | 0.0000 | 0.0000 | 0.0000 | 0.0000 | 0.0000 | 0.0000 |
| Hearth | 0.0000 | 0.0000 | 0.0000 | 0.0000 | | 0.0000 | 0.0000 | | 0.0000 | 0.0000 | 0.0000 | 0.0000 | 0.0000 | 0.0000 | 0.0000 | 0.0000 |
| Landscaping | 0.0600 | 0.0227 | 1.9570 | 1.0000e-004 | | 0.0107 | 0.0107 | | 0.0107 | 0.0107 | 0.0000 | 3.1815 | 3.1815 | 3.1300e-003 | 0.0000 | 3.2472 |
| **Total** | **1.4635** | **0.0227** | **1.9570** | **1.0000e-004** | | **0.0107** | **0.0107** | | **0.0107** | **0.0107** | **0.0000** | **3.1815** | **3.1815** | **3.1300e-003** | **0.0000** | **3.2472** |

## 6.2 Area by SubCategory

**Mitigated**

| | ROG | NOx | CO | SO2 | Fugitive PM10 | Exhaust PM10 | PM10 Total | Fugitive PM2.5 | Exhaust PM2.5 | PM2.5 Total | Bio- CO2 | NBio- CO2 | Total CO2 | CH4 | N2O | CO2e |
|---|---|---|---|---|---|---|---|---|---|---|---|---|---|---|---|---|
| SubCategory | tons/yr | | | | | | | | | | MT/yr | | | | | |
| Architectural Coating | 0.1868 | | | | | 0.0000 | 0.0000 | | 0.0000 | 0.0000 | 0.0000 | 0.0000 | 0.0000 | 0.0000 | 0.0000 | 0.0000 |
| Consumer Products | 1.2167 | | | | | 0.0000 | 0.0000 | | 0.0000 | 0.0000 | 0.0000 | 0.0000 | 0.0000 | 0.0000 | 0.0000 | 0.0000 |
| Hearth | 0.0000 | 0.0000 | 0.0000 | 0.0000 | | 0.0000 | 0.0000 | | 0.0000 | 0.0000 | 0.0000 | 0.0000 | 0.0000 | 0.0000 | 0.0000 | 0.0000 |
| Landscaping | 0.0600 | 0.0227 | 1.9570 | 1.0000e-004 | | 0.0107 | 0.0107 | | 0.0107 | 0.0107 | 0.0000 | 3.1815 | 3.1815 | 3.1300e-003 | 0.0000 | 3.2472 |
| **Total** | **1.4635** | **0.0227** | **1.9570** | **1.0000e-004** | | **0.0107** | **0.0107** | | **0.0107** | **0.0107** | **0.0000** | **3.1815** | **3.1815** | **3.1300e-003** | **0.0000** | **3.2472** |

# 7.0 Water Detail

## 7.1 Mitigation Measures Water

| | Total CO2 | CH4 | N2O | CO2e |
|---|---|---|---|---|
| Category | MT/yr | | | |
| Mitigated | 0.0000 | 0.0000 | 0.0000 | 0.0000 |
| Unmitigated | 0.0000 | 0.0000 | 0.0000 | 0.0000 |

## 7.2 Water by Land Use

### Unmitigated

| | Indoor/Outdoor Use | Total CO2 | CH4 | N2O | CO2e |
|---|---|---|---|---|---|
| Land Use | Mgal | MT/yr | | | |
| Apartments Mid Rise | 0 / 0 | 0.0000 | 0.0000 | 0.0000 | 0.0000 |
| Enclosed Parking with Elevator | 0 / 0 | 0.0000 | 0.0000 | 0.0000 | 0.0000 |
| Regional Shopping Center | 0 / 0 | 0.0000 | 0.0000 | 0.0000 | 0.0000 |
| **Total** | | **0.0000** | **0.0000** | **0.0000** | **0.0000** |

### Mitigated

| | Indoor/Outdoor Use | Total CO2 | CH4 | N2O | CO2e |
|---|---|---|---|---|---|
| Land Use | Mgal | MT/yr | | | |
| Apartments Mid Rise | 0 / 0 | 0.0000 | 0.0000 | 0.0000 | 0.0000 |
| Enclosed Parking with Elevator | 0 / 0 | 0.0000 | 0.0000 | 0.0000 | 0.0000 |
| Regional Shopping Center | 0 / 0 | 0.0000 | 0.0000 | 0.0000 | 0.0000 |
| **Total** | | **0.0000** | **0.0000** | **0.0000** | **0.0000** |

## 8.0 Waste Detail

## 8.1 Mitigation Measures Waste

**Category/Year**

| | Total CO2 | CH4 | N2O | CO2e |
|---|---|---|---|---|
| | MT/yr | | | |
| Mitigated | 0.0000 | 0.0000 | 0.0000 | 0.0000 |
| Unmitigated | 0.0000 | 0.0000 | 0.0000 | 0.0000 |

## 8.2 Waste by Land Use

**Unmitigated**

| | Waste Disposed | Total CO2 | CH4 | N2O | CO2e |
|---|---|---|---|---|---|
| Land Use | tons | MT/yr | | | |
| Apartments Mid Rise | 0 | 0.0000 | 0.0000 | 0.0000 | 0.0000 |
| Enclosed Parking with Elevator | 0 | 0.0000 | 0.0000 | 0.0000 | 0.0000 |
| Regional Shopping Center | 0 | 0.0000 | 0.0000 | 0.0000 | 0.0000 |
| **Total** | | **0.0000** | **0.0000** | **0.0000** | **0.0000** |

## 8.2 Waste by Land Use

**Mitigated**

| | Waste Disposed | Total CO2 | CH4 | N2O | CO2e |
|---|---|---|---|---|---|
| Land Use | tons | MT/yr | | | |
| Apartments Mid Rise | 0 | 0.0000 | 0.0000 | 0.0000 | 0.0000 |
| Enclosed Parking with Elevator | 0 | 0.0000 | 0.0000 | 0.0000 | 0.0000 |
| Regional Shopping Center | 0 | 0.0000 | 0.0000 | 0.0000 | 0.0000 |
| **Total** | | **0.0000** | **0.0000** | **0.0000** | **0.0000** |

## 9.0 Operational Offroad

| Equipment Type | Number | Hours/Day | Days/Year | Horse Power | Load Factor | Fuel Type |
|---|---|---|---|---|---|---|

## 10.0 Vegetation

SWAPE Technical Consultation, Data Analysis and Litigation Support for the Environment

1640 5th St.., Suite 204 Santa
Santa Monica, California 90401
Tel: (949) 887-9013
Email: mhagemann@swape.com

# Matthew F. Hagemann, P.G., C.Hg., QSD, QSP

**Geologic and Hydrogeologic Characterization**
**Industrial Stormwater Compliance**
**Investigation and Remediation Strategies**
**Litigation Support and Testifying Expert**
**CEQA Review**

## Education:

M.S. Degree, Geology, California State University Los Angeles, Los Angeles, CA, 1984.
B.A. Degree, Geology, Humboldt State University, Arcata, CA, 1982.

## Professional Certifications:

California Professional Geologist
California Certified Hydrogeologist
Qualified SWPPP Developer and Practitioner

## Professional Experience:

Matt has 25 years of experience in environmental policy, assessment and remediation. He spent nine years with the U.S. EPA in the RCRA and Superfund programs and served as EPA's Senior Science Policy Advisor in the Western Regional Office where he identified emerging threats to groundwater from perchlorate and MTBE. While with EPA, Matt also served as a Senior Hydrogeologist in the oversight of the assessment of seven major military facilities undergoing base closure. He led numerous enforcement actions under provisions of the Resource Conservation and Recovery Act (RCRA) while also working with permit holders to improve hydrogeologic characterization and water quality monitoring.

Matt has worked closely with U.S. EPA legal counsel and the technical staff of several states in the application and enforcement of RCRA, Safe Drinking Water Act and Clean Water Act regulations. Matt has trained the technical staff in the States of California, Hawaii, Nevada, Arizona and the Territory of Guam in the conduct of investigations, groundwater fundamentals, and sampling techniques.

Positions Matt has held include:

- Founding Partner, Soil/Water/Air Protection Enterprise (SWAPE) (2003 – present);
- Geology Instructor, Golden West College, 2010 – 2104;
- Senior Environmental Analyst, Komex H2O Science, Inc. (2000 -- 2003);

- Executive Director, Orange Coast Watch (2001 – 2004);
- Senior Science Policy Advisor and Hydrogeologist, U.S. Environmental Protection Agency (1989–1998);
- Hydrogeologist, National Park Service, Water Resources Division (1998 – 2000);
- Adjunct Faculty Member, San Francisco State University, Department of Geosciences (1993 – 1998);
- Instructor, College of Marin, Department of Science (1990 – 1995);
- Geologist, U.S. Forest Service (1986 – 1998); and
- Geologist, Dames & Moore (1984 – 1986).

**Senior Regulatory and Litigation Support Analyst:**

With SWAPE, Matt's responsibilities have included:

- Lead analyst and testifying expert in the review of over 100 environmental impact reports since 2003 under CEQA that identify significant issues with regard to hazardous waste, water resources, water quality, air quality, Valley Fever, greenhouse gas emissions, and geologic hazards. Make recommendations for additional mitigation measures to lead agencies at the local and county level to include additional characterization of health risks and implementation of protective measures to reduce worker exposure to hazards from toxins and Valley Fever.
- Stormwater analysis, sampling and best management practice evaluation at industrial facilities.
- Manager of a project to provide technical assistance to a community adjacent to a former Naval shipyard under a grant from the U.S. EPA.
- Technical assistance and litigation support for vapor intrusion concerns.
- Lead analyst and testifying expert in the review of environmental issues in license applications for large solar power plants before the California Energy Commission.
- Manager of a project to evaluate numerous formerly used military sites in the western U.S.
- Manager of a comprehensive evaluation of potential sources of perchlorate contamination in Southern California drinking water wells.
- Manager and designated expert for litigation support under provisions of Proposition 65 in the review of releases of gasoline to sources drinking water at major refineries and hundreds of gas stations throughout California.
- Expert witness on two cases involving MTBE litigation.
- Expert witness and litigation support on the impact of air toxins and hazards at a school.
- Expert witness in litigation at a former plywood plant.

With Komex H2O Science Inc., Matt's duties included the following:

- Senior author of a report on the extent of perchlorate contamination that was used in testimony by the former U.S. EPA Administrator and General Counsel.
- Senior researcher in the development of a comprehensive, electronically interactive chronology of MTBE use, research, and regulation.
- Senior researcher in the development of a comprehensive, electronically interactive chronology of perchlorate use, research, and regulation.
- Senior researcher in a study that estimates nationwide costs for MTBE remediation and drinking water treatment, results of which were published in newspapers nationwide and in testimony against provisions of an energy bill that would limit liability for oil companies.
- Research to support litigation to restore drinking water supplies that have been contaminated by MTBE in California and New York.

- Expert witness testimony in a case of oil production-related contamination in Mississippi.
- Lead author for a multi-volume remedial investigation report for an operating school in Los Angeles that met strict regulatory requirements and rigorous deadlines.

- Development of strategic approaches for cleanup of contaminated sites in consultation with clients and regulators.

**Executive Director:**

As Executive Director with Orange Coast Watch, Matt led efforts to restore water quality at Orange County beaches from multiple sources of contamination including urban runoff and the discharge of wastewater. In reporting to a Board of Directors that included representatives from leading Orange County universities and businesses, Matt prepared issue papers in the areas of treatment and disinfection of wastewater and control of the discharge of grease to sewer systems. Matt actively participated in the development of countywide water quality permits for the control of urban runoff and permits for the discharge of wastewater. Matt worked with other nonprofits to protect and restore water quality, including Surfrider, Natural Resources Defense Council and Orange County CoastKeeper as well as with business institutions including the Orange County Business Council.

**Hydrogeology:**

As a Senior Hydrogeologist with the U.S. Environmental Protection Agency, Matt led investigations to characterize and cleanup closing military bases, including Mare Island Naval Shipyard, Hunters Point Naval Shipyard, Treasure Island Naval Station, Alameda Naval Station, Moffett Field, Mather Army Airfield, and Sacramento Army Depot. Specific activities were as follows:

- Led efforts to model groundwater flow and contaminant transport, ensured adequacy of monitoring networks, and assessed cleanup alternatives for contaminated sediment, soil, and groundwater.
- Initiated a regional program for evaluation of groundwater sampling practices and laboratory analysis at military bases.
- Identified emerging issues, wrote technical guidance, and assisted in policy and regulation development through work on four national U.S. EPA workgroups, including the Superfund Groundwater Technical Forum and the Federal Facilities Forum.

At the request of the State of Hawaii, Matt developed a methodology to determine the vulnerability of groundwater to contamination on the islands of Maui and Oahu. He used analytical models and a GIS to show zones of vulnerability, and the results were adopted and published by the State of Hawaii and County of Maui.

As a hydrogeologist with the EPA Groundwater Protection Section, Matt worked with provisions of the Safe Drinking Water Act and NEPA to prevent drinking water contamination. Specific activities included the following:

- Received an EPA Bronze Medal for his contribution to the development of national guidance for the protection of drinking water.
- Managed the Sole Source Aquifer Program and protected the drinking water of two communities through designation under the Safe Drinking Water Act. He prepared geologic reports, conducted public hearings, and responded to public comments from residents who were very concerned about the impact of designation.

- Reviewed a number of Environmental Impact Statements for planned major developments, including large hazardous and solid waste disposal facilities, mine reclamation, and water transfer.

Matt served as a hydrogeologist with the RCRA Hazardous Waste program. Duties were as follows:

- Supervised the hydrogeologic investigation of hazardous waste sites to determine compliance with Subtitle C requirements.
- Reviewed and wrote "part B" permits for the disposal of hazardous waste.
- Conducted RCRA Corrective Action investigations of waste sites and led inspections that formed the basis for significant enforcement actions that were developed in close coordination with U.S. EPA legal counsel.
- Wrote contract specifications and supervised contractor's investigations of waste sites.

With the National Park Service, Matt directed service-wide investigations of contaminant sources to prevent degradation of water quality, including the following tasks:

- Applied pertinent laws and regulations including CERCLA, RCRA, NEPA, NRDA, and the Clean Water Act to control military, mining, and landfill contaminants.
- Conducted watershed-scale investigations of contaminants at parks, including Yellowstone and Olympic National Park..
- Identified high-levels of perchlorate in soil adjacent to a national park in New Mexico and advised park superintendent on appropriate response actions under CERCLA.
- Served as a Park Service representative on the Interagency Perchlorate Steering Committee, a national workgroup.
- Developed a program to conduct environmental compliance audits of all National Parks while serving on a national workgroup.
- Co-authored two papers on the potential for water contamination from the operation of personal watercraft and snowmobiles, these papers serving as the basis for the development of nation-wide policy on the use of these vehicles in National Parks.
- Contributed to the Federal Multi-Agency Source Water Agreement under the Clean Water Action Plan.

**Policy:**

Served senior management as the Senior Science Policy Advisor with the U.S. Environmental Protection Agency, Region 9. Activities included the following:

- Advised the Regional Administrator and senior management on emerging issues such as the potential for the gasoline additive MTBE and ammonium perchlorate to contaminate drinking water supplies.
- Shaped EPA's national response to these threats by serving on workgroups and by contributing to guidance, including the Office of Research and Development publication, Oxygenates in Water: Critical Information and Research Needs.
- Improved the technical training of EPA's scientific and engineering staff.
- Earned an EPA Bronze Medal for representing the region's 300 scientists and engineers in negotiations with the Administrator and senior management to better integrate scientific principles into the policy-making process.
- Established national protocol for the peer review of scientific documents.

**Geology:**

With the U.S. Forest Service, Matt led investigations to determine hillslope stability of areas proposed for timber harvest in the central Oregon Coast Range. Specific activities were as follows:

- Mapped geology in the field, and used aerial photographic interpretation and mathematical models to determine slope stability.
- Coordinated his research with community members who were concerned with natural resource protection.
- Characterized the geology of an aquifer that serves as the sole source of drinking water for the city of Medford, Oregon.

As a consultant with Dames and Moore, Matt led geologic investigations of two contaminated sites (later listed on the Superfund NPL) in the Portland, Oregon, area and a large hazardous waste site in eastern Oregon. Duties included the following:

- Supervised year-long effort for soil and groundwater sampling.
- Conducted aquifer tests.
- Investigated active faults beneath sites proposed for hazardous waste disposal.

**Teaching:**

From 1990 to 1998, Matt taught at least one course per semester at the community college and university levels:

- At San Francisco State University, held an adjunct faculty position and taught courses in environmental geology, oceanography (lab and lecture), hydrogeology, and groundwater contamination.
- Served as a committee member for graduate and undergraduate students.
- Taught courses in environmental geology and oceanography at the College of Marin.

Matt taught physical geology (lecture and lab and introductory geology at Golden West College in Huntington Beach, California from 2010 to 2014.

**Invited Testimony, Reports, Papers and Presentations:**

**Hagemann, M.F.**, 2008. Disclosure of Hazardous Waste Issues under CEQA. Presentation to the Public Environmental Law Conference, Eugene, Oregon.

**Hagemann, M.F.**, 2008. Disclosure of Hazardous Waste Issues under CEQA. Invited presentation to U.S. EPA Region 9, San Francisco, California.

**Hagemann, M.F.**, 2005. Use of Electronic Databases in Environmental Regulation, Policy Making and Public Participation. Brownfields 2005, Denver, Coloradao.

**Hagemann, M.F.**, 2004. Perchlorate Contamination of the Colorado River and Impacts to Drinking Water in Nevada and the Southwestern U.S. Presentation to a meeting of the American Groundwater Trust, Las Vegas, NV (served on conference organizing committee).

**Hagemann, M.F.**, 2004. Invited testimony to a California Senate committee hearing on air toxins at schools in Southern California, Los Angeles.

Brown, A., Farrow, J., Gray, A. and **Hagemann, M.**, 2004. An Estimate of Costs to Address MTBE Releases from Underground Storage Tanks and the Resulting Impact to Drinking Water Wells. Presentation to the Ground Water and Environmental Law Conference, National Groundwater Association.

**Hagemann, M.F.**, 2004. Perchlorate Contamination of the Colorado River and Impacts to Drinking Water in Arizona and the Southwestern U.S. Presentation to a meeting of the American Groundwater Trust, Phoenix, AZ (served on conference organizing committee).

**Hagemann, M.F.**, 2003. Perchlorate Contamination of the Colorado River and Impacts to Drinking Water in the Southwestern U.S. Invited presentation to a special committee meeting of the National Academy of Sciences, Irvine, CA.

**Hagemann, M.F.**, 2003. Perchlorate Contamination of the Colorado River. Invited presentation to a tribal EPA meeting, Pechanga, CA.

**Hagemann, M.F.**, 2003. Perchlorate Contamination of the Colorado River. Invited presentation to a meeting of tribal repesentatives, Parker, AZ.

**Hagemann, M.F.**, 2003. Impact of Perchlorate on the Colorado River and Associated Drinking Water Supplies. Invited presentation to the Inter-Tribal Meeting, Torres Martinez Tribe.

**Hagemann, M.F.**, 2003. The Emergence of Perchlorate as a Widespread Drinking Water Contaminant. Invited presentation to the U.S. EPA Region 9.

**Hagemann, M.F.**, 2003. A Deductive Approach to the Assessment of Perchlorate Contamination. Invited presentation to the California Assembly Natural Resources Committee.

**Hagemann, M.F.**, 2003. Perchlorate: A Cold War Legacy in Drinking Water. Presentation to a meeting of the National Groundwater Association.

**Hagemann, M.F.**, 2002. From Tank to Tap: A Chronology of MTBE in Groundwater. Presentation to a meeting of the National Groundwater Association.

**Hagemann, M.F.**, 2002. A Chronology of MTBE in Groundwater and an Estimate of Costs to Address Impacts to Groundwater. Presentation to the annual meeting of the Society of Environmental Journalists.

**Hagemann, M.F.**, 2002. An Estimate of the Cost to Address MTBE Contamination in Groundwater (and Who Will Pay). Presentation to a meeting of the National Groundwater Association.

**Hagemann, M.F.**, 2002. An Estimate of Costs to Address MTBE Releases from Underground Storage Tanks and the Resulting Impact to Drinking Water Wells. Presentation to a meeting of the U.S. EPA and State Underground Storage Tank Program managers.

**Hagemann, M.F.**, 2001. From Tank to Tap: A Chronology of MTBE in Groundwater. Unpublished report.

**Hagemann, M.F.**, 2001. Estimated Cleanup Cost for MTBE in Groundwater Used as Drinking Water. Unpublished report.

**Hagemann, M.F.**, 2001. Estimated Costs to Address MTBE Releases from Leaking Underground Storage Tanks. Unpublished report.

**Hagemann, M.F.**, and VanMouwerik, M., 1999. Potential Water Quality Concerns Related to Snowmobile Usage. Water Resources Division, National Park Service, Technical Report.

VanMouwerik, M. and **Hagemann, M.F.** 1999, Water Quality Concerns Related to Personal Watercraft Usage. Water Resources Division, National Park Service, Technical Report.

**Hagemann, M.F.**, 1999, Is Dilution the Solution to Pollution in National Parks? The George Wright Society Biannual Meeting, Asheville, North Carolina.

**Hagemann, M.F.**, 1997, The Potential for MTBE to Contaminate Groundwater. U.S. EPA Superfund Groundwater Technical Forum Annual Meeting, Las Vegas, Nevada.

**Hagemann, M.F.**, and Gill, M., 1996, Impediments to Intrinsic Remediation, Moffett Field Naval Air Station, Conference on Intrinsic Remediation of Chlorinated Hydrocarbons, Salt Lake City.

**Hagemann, M.F.**, Fukunaga, G.L., 1996, The Vulnerability of Groundwater to Anthropogenic Contaminants on the Island of Maui, Hawaii. Hawaii Water Works Association Annual Meeting, Maui, October 1996.

**Hagemann, M. F.**, Fukanaga, G. L., 1996, Ranking Groundwater Vulnerability in Central Oahu, Hawaii. Proceedings, Geographic Information Systems in Environmental Resources Management, Air and Waste Management Association Publication VIP-61.

**Hagemann, M.F.**, 1994. Groundwater Characterization and Cleanup at Closing Military Bases in California. Proceedings, California Groundwater Resources Association Meeting.

**Hagemann, M.F.** and Sabol, M.A., 1993. Role of the U.S. EPA in the High Plains States Groundwater Recharge Demonstration Program. Proceedings, Sixth Biennial Symposium on the Artificial Recharge of Groundwater.

**Hagemann, M.F.**, 1993. U.S. EPA Policy on the Technical Impracticability of the Cleanup of DNAPL-contaminated Groundwater. California Groundwater Resources Association Meeting.

**Hagemann, M.F.**, 1992. Dense Nonaqueous Phase Liquid Contamination of Groundwater: An Ounce of Prevention... Proceedings, Association of Engineering Geologists Annual Meeting, v. 35.

**Other Experience:**

Selected as subject matter expert for the California Professional Geologist licensing examination, 2009-2011.

# JESSIE MARIE JAEGER

SWAPE
Technical Consultation, Data Analysis and Litigation Support for the Environment

**SOIL WATER AIR PROTECTION ENTERPRISE**
2656 29th Street, Suite 201
Santa Monica, California 90405
Mobile: (530) 867-6202
Office: (310) 452-5555
Fax: (310) 452-5550
Email: jessie@swape.com

## EDUCATION

*UNIVERSITY OF CALIFORNIA, LOS ANGELES* **B.S. CONSERVATION BIOLOGY & ENVIRONMENTAL SCIENCES** *JUNE 2014*

## PROJECT EXPERIENCE

***SOIL WATER AIR PROTECTION ENTERPRISE*** ***SANTA MONICA, CA***

AIR QUALITY SPECIALIST

**SENIOR ANALYST: CEQA ANALYSIS & MODELING**

- Calculated roadway, stationary source, and cumulative impacts for risk and hazard analyses at proposed land use projects.
- Quantified criteria air pollutant and greenhouse gas emissions released during construction and operational activities of proposed land use projects using CalEEMod and EMFAC2011 emission factors.
- Utilized AERSCREEN, a screening dispersion model, to determine the ambient air concentrations at sensitive receptor locations.
- Organized presentations containing figures and tables comparing results of particulate matter analyses to CEQA thresholds.
- Prepared reports that discuss results of the health risk analyses conducted for several land use redevelopment projects.

**SENIOR ANALYST: GREENHOUSE GAS MODELING AND DETERMINATION OF SIGNIFICANCE**

- Quantified greenhouse gas (GHG) emissions of a "business as usual" scenario for proposed land use projects using CalEEMod.
- Determined compliance of proposed projects with AB 32 GHG reduction targets, with measures described in CARB's Scoping Plan for each land use sector, and with GHG significance thresholds recommended by various Air Quality Management Districts in California.
- Produced tables and figures that compare the results of the GHG analyses to applicable CEQA thresholds and reduction targets.

**PROJECT MANAGER: OFF-GASSING OF FORMALDEHYDE FROM FLOORING PRODUCTS**

- Determined the appropriate standard test methods to effectively measure formaldehyde emissions from flooring products.
- Compiled and analyzed laboratory testing data. Produced tables, charts, and graphs to exhibit emission levels.
- Compared finalized testing data to Proposition 65 No Significant Risk Level (NSRL) and to CARB's Phase 2 Standard.
- Prepared a final analytical report and organized supporting data for use as Expert testimony in environmental litigation.
- Participated in meetings with clients to discuss project strategy and identify solutions to achieve short and long term goals.

**PROJECT ANALYST: EXPOSURE ASSESSMENT OF CONTAMINANTS EMITTED BY INCINERATOR**

- Reviewed and organized sampling data, and determined the maximum levels of arsenic, dioxin, and lead in soil samples.
- Determined cumulative and hourly particulate deposition of incinerator and modeled particle dispersion locations using GIS and AERMOD.
- Conducted risk assessment using guidance set forth by the Office of Environmental Health Hazard Assessment (OEHHA).
- Utilized LeadSpread8 to evaluate exposure, and the potential adverse health effects from exposure, to lead in the environment.
- Compared final results of assessment to the Environmental Protection Agency's (EPA) Regional Screening Levels (RSLs).

## ACCOMPLISHMENTS

- **Recipient**, Bruins Advantage Scholarship, University of California, Los Angeles ***SEPT 2010 – JUNE 2014***
- **Academic Honoree,** Dean's List, University of California, Los Angeles ***SEPT 2013 – JUNE 2014***
- **Academic Wellness Director**, UCLA Undergraduate Students Associated Council ***SEPT 2013 – JUNE 2014***
- **Student Groups Support Committee Member**, UCLA Undergraduate Students Associated Council ***SEPT 2012 – JUNE 2013***

# ATTACHMENT B

# Memorandum

| | |
|---|---|
| **Date:** | June 1, 2016 |
| **To:** | Peterson Z. Vollmann, City of Oakland |
| **From:** | ICF International |
| **Subject:** | **226 13th Street Project – Response to Comment Letter from Adams Broadwell Joseph & Cardozo** |

The CEQA Analysis for the 226 13th Street Project was published on May 16, 2016. This memorandum provides responses to the letter providing comments on the CEQA Analysis for the 226 13th Street Project (PLN15-320) prepared by Adams Broadwell Joseph & Cardozo dated May 31, 2016 (hereafter, "Adams Broadwell letter"), as well as the technical comments prepared by Matt Hagemann and Jessie Jaeger, which were attached to that letter (hereafter, "SWAPE letter"). The responses are organized into the following topics, which correspond with the topics in the Adams Broadwell letter:

A) Consistency with the CEQA Addendum and Exemption Requirements

B) Adequacy of the Project-Specific Health Risk from Diesel Particulate Matter (DPM) Analysis and Mitigation

C) Adequacy of the Project-Specific Construction Emissions Analysis and Mitigation[1]

## Section A. Response to Comment Regarding the Consistency with the CEQA Addendum and Exemption Requirements

*Section II. of the Adams Broadwell letter asserts that the City may not rely on previous environmental analysis for project approval. Specifically, the Adams Broadwell letter asserts that the project is not consistent with CEQA Addendum and Exemption requirements. Therefore, the project allegedly would result in new or more severe significant impacts than were analyzed in the Lake Merritt Station Area Plan Environmental Impact Report (LMSAP EIR).*[2]

**RESPONSE:** The LMSAP EIR analyzed the environmental impacts of the adoption and implementation of the LMSAP at full build out and provided project-level review for reasonably foreseeable development, such as the project. The City Council certified the LMASP EIR in accordance with CEQA in November

[1] There are two portions of the Adams Broadwell letter that are labeled Section B. To avoid confusion, this section is referred to as Section C in this memorandum.

[2] The City of Oakland (City) certified an EIR for the LMSAP in November 2014, pursuant to CEQA. The LMSAP EIR can be obtained from the City of Oakland Bureau of Planning at 250 Frank H. Ogawa Plaza, Suite 2114, Oakland, California 94612, and/or located at http://www2.oaklandnet.com/Government/o/PBN/OurServices/Application/DOWD009157.

2014. There was no CEQA lawsuit challenging the certification of the LMSAP EIR and the analysis now is presumptively valid under California law. Since that certification, the City has created and relied upon a framework for analyzing projects within the LMSAP area called "CEQA Analysis," which separately and independently provides a basis for CEQA compliance. This framework relies on the following applicable streamlining/tiering and addendum sections of CEQA:

- Community Plan Exemption—CEQA Guidelines Section 15183, which allows streamlined environmental review for projects that are "consistent with the development density established by existing zoning, community plan or general plan policies for which an EIR was certified, except as might be necessary to examine whether there are project specific significant effects which are peculiar to the project or its site." Section 15183(c) specifies that "if an impact is not peculiar to the parcel or to the proposed project, has been addressed as a significant effect in the prior EIR, or can be substantially mitigated by the imposition of uniformly applied development policies or standards ... , then an EIR need not be prepared for the project solely on the basis of that impact."
- Qualified Infill Exemption—CEQA Guidelines Section 15183 .3 allows streamlining for certain qualified infill projects by limiting the topics subject to review at the project level, if the effects of infill development have been addressed in a planning level decision, or by uniformly applying development policies or standards. Infill projects are eligible if they are located in an urban area on a site that either has been previously developed or that adjoins existing qualified urban uses on at least 75 percent of the site's perimeter; satisfy the performance standards provided in CEQA Guidelines Appendix M; and are consistent with the general use designation, density, building intensity, and applicable policies specified for the project area in either a sustainable communities strategy or an alternative planning strategy. No additional environmental review is required if the infill project would not cause any new specific effects or more significant effects, or if uniformly applicable development policies or standards would substantially mitigate such effects.
- Addendum—CEQA Guidelines Section 15164 states that an addendum to a certified EIR is allowed when minor changes or additions are necessary and none of the conditions for preparation of a subsequent EIR or Negative Declaration pursuant to Section 15162 are satisfied.

The City has relied upon this LMSAP CEQA Analysis framework since 2014 for at least two other projects so far (i.e. the project at 250 14th Street and the Hampton Inn Project at Franklin and 11th Street) in the LMSAP area, which was approved and went unchallenged. The City also has relied on this CEQA Analysis framework for the Broadway Valdez District Specific Plan area since 2014 and numerous projects have been approved and gone unchallenged (except for Adams Broadwell's recent appeal of the 2400 Valdez project). Therefore, not only is this the first comment letter of its kind on the City's CEQA Analysis for LMSAP projects, but the Adams Broadwell letter disregards the City's reliance on separate and independent bases for the project's CEQA compliance. As outlined in detail, the assumptions and conclusions in the project's CEQA Analysis are supported by substantial evidence in accordance with CEQA, while none of the assertions presented by the Adams Broadwell letter provide credible, persuasive, substantial evidence that the project would result in a new, peculiar, significant environmental impact or a substantial increase in the severity of an environmental impact than

determined in the LMSAP EIR. Therefore, the conclusions in the CEQA Analysis are valid and preparation of an EIR is not warranted.

*The Adams Broadwell letter also claims that the Addendum determination is improper because it is too long, in excess of 2,000 pages.*

The length of the CEQA Analysis is not relevant to a determination of whether or not an Addendum is appropriate. The only relevant test is whether any provisions of CEQA Section 15162 can be satisfied. As the CEQA Analysis shows, none of these provisions requiring preparation of a subsequent EIR or Negative Declaration apply to the project. While the Addendum may have been "long," it merely documents the project's consistency with the LMSAP EIR and fulfills CEQA's primary function as a disclosure tool. Its length is primarily a result of the various air quality, GHG and transportation model runs and the document itself is only roughly 150 pages absent these model runs—which CEQA requires.

**Section B. Response to Comment Regarding the Adequacy of the Project-Specific Health Risk from DPM Analysis and Mitigation**

*Section B. of the Adams Broadwell letter asserts that the CEQA Analysis fails to assess the health risk impacts from construction-related DPM emissions. The letter also states that the LMSAP EIR deferred the assessment of construction-related health risks to a stage where project-specific impacts and mitigation measures could be determined.*

**SUMMARY RESPONSE:** The following provides a response to SWAPE's comments regarding the need for a construction HRA:

- The LMSAP EIR disclosed that construction-related health risks would be less than significant with implementation of construction-related best management practices identified in SCA A of the LMSAP EIR. These measures are found in SCA AIR-1 in Attachment A of the CEQA Analysis.
- Project construction would not result in a more severe impact than what was disclosed in the LMSAP EIR.
- The LMSAP EIR does not stipulate that a stand-alone HRA is necessary for construction-related impacts.
- There are no additional feasible control measures beyond SCA AIR-1 available to further reduce construction-related diesel particulate matter emissions.
- Preparing an additional construction-related HRA would result in unnecessary and duplicative studies.
- The project complies with the streamlining/tiering provisions of CEQA.

**DETAILED RESPONSE:** Impact AIR-3 (construction health risks) was determined to be less than significant in the LMSAP EIR with implementation of SCA A (referred to as SCA AIR-1 in the CEQA Analysis). As stated on page 3.3-39 of the LMSAP EIR, "...SCA A would implement construction-related Best Management Practices to substantially reduce construction-related impacts to a less-than-significant level."

Construction associated with the project (and other projects in the LMSAP area) would not result in a more severe impact than what was previously disclosed in the LMSAP EIR. Further, as discussed below,

there is no evidence that the project would have peculiar or unusual impacts or impacts that are new or more significant than previously analyzed in the LMSAP EIR. The construction health risk has been adequately addressed by the planning-level review and the project's conditions of approval. Furthermore, there is nothing in the LMSAP EIR indicating that a stand-alone health risk assessment for construction-related impacts is required on a project-by-project basis. Preparing a construction-related HRA would result in unnecessary and duplicative studies that would ultimately reach the same conclusions and control measures established in the LMSAP EIR.

As noted on page 3.3-39 of the LMSAP EIR, construction health risks would be minimized through application of SCA AIR-1, which indicates that diesel emissions would be minimized through the application of various measures. Specifically, subsections (g) and (h) of SCA AIR-1 minimize idling; subsection (i) ensures that construction equipment is running in proper condition; subsection (j) specifies that portable equipment would be powered by electricity if available; subsection (u) requires that equipment meet emissions and performance requirements; subsection (v) requires the use of low volatile organic compound coatings; subsection (w) requires that equipment and diesel trucks be equipped with Best Available Control Technology; and subsection (x) requires that off-road heavy diesel engines meet the California Air Resources Board's most recent certification standard. The project sponsor would ensure that construction equipment would meet Tier 4 emissions standards in order to comply with subsections (w) and (x); this equipment is considered the best available technology. Use of Tier 4 engines would reduce DPM emissions by approximately 90 percent to 95 percent, depending on the equipment horsepower, relative to Tier 2 engines, which is the current statewide average engine tier.

Beyond SCA AIR-1, according to ICF, there are no additional feasible control measures available to further reduce construction-related DPM emissions.

As stated on page 1-5 of the LMSAP EIR,

> *[t]he City intends to use the streamlining/tiering provisions of CEQA to the maximum feasible extent, so that future environmental review of specific projects are expeditiously undertaken without the need for repetition and redundancy, as provided in CEQA Guidelines section 15152 and elsewhere. Specifically, pursuant to CEQA Guidelines Section 15183, streamlined environmental review is allowed for projects that are consistent with the development density established by zoning, community plan, specific plan, or general plan policies for which an EIR was certified, unless such a project would have environmental impacts peculiar/unique to the project or the project site.*

As discussed in Attachment C of the CEQA Analysis prepared for the project, the project is consistent with the land use designation for the site (Central Business District) and the zoning for the site (the north side of the site, fronting 14th Street, is zoned D-LM-2; the south side of the block, fronting 13th Street, is zoned D-LM-4). The intent of the D-LM-2 zone is to create areas for ground-level, pedestrian-oriented active storefront uses, with the upper stories intended for a wide range of office and residential uses. The intent of the D-LM-4 zone is to designate areas for a wide range of residential, commercial, and compatible light industrial uses. Because half of the site fronts onto 14th Street, it is located within the Plan's Commercial Corridor, which seeks to maintain and promote the existing pattern of continuous groundfloor commercial activities and facilities along the corridor. Because half of the site fronts onto 14th Street, it is located within the Plan's Commercial Corridor, which seeks to maintain and promote

the existing pattern of continuous ground-floor commercial activities and facilities along the corridor. The proposed project would be consistent with the purposes of these zoning districts and the Commercial Corridor, which are generally intended to create, maintain, and enhance areas of the LMSAP Plan Area for ground level, pedestrian-oriented, active storefront uses. Upper story spaces are intended to be available for a wide range of office and residential activities. The proposed project would develop ground-floor commercial retail space with upper level residential use. Therefore, based on the above, streamlined environmental review is allowed for the project.

More specifically, as discussed on pages 8 and 9 of the CEQA Analysis, the applicable CEQA streamlining and/or tiering code sections are:

- Public Resources Code Section 21166 and State CEQA Guidelines Sections 15162 and 15164 (Subsequent EIRs, Supplements and Addenda to an EIR or Negative Declaration), state that an addendum to a certified EIR is allowed when minor changes or additions are necessary, and none of the conditions for preparation of a subsequent EIR or Negative Declaration per Sections 15162 and 15164 are satisfied.

- Public Resources Code Section 21083.3 and State CEQA Guidelines Section 15183 (Projects Consistent with a Community Plan or Zoning), which allow streamlined environmental review for projects that are "consistent with the development density established by existing zoning, community plan, or general plan policies for which an EIR was certified, except as might be necessary to examine whether there are project-specific significant effects that are peculiar to the project or its site."

- Public Resources Code Section 21094.5 and State CEQA Guidelines Section 15183.3 (Streamlining for Infill Projects) allow streamlining for certain qualified infill projects by limiting the topics that are subject to review at the project level, provided the effects of infill development have been addressed in a planning-level decision or by uniformly applicable development policies.

- State CEQA Guidelines Section 15168 (Program EIRs) and Section 15180 (Redevelopment Projects) provide that the 2011 Redevelopment Plan Amendments EIR can be used as a Program EIR in support of streamlining and/or tiering provisions under CEQA. The 2011 Redevelopment Plan Amendments EIR is a Program EIR for streamlining and/or tiering provisions by State CEQA Guidelines Section 15168. The section defines the "program EIR" as one prepared on a series of actions that can be characterized as one large project and are related geographically and by other shared characteristics. Section 15168 continues that "subsequent activities in the program EIR must be examined in the light of the program EIR to determine whether an additional environmental document must be prepared." If the agency finds that, pursuant to State CEQA Guidelines Section 15162, no new effects could occur or no new mitigation measures would be required, the agency can approve the activity as being within the scope of the project covered by the program EIR and no new environmental document would be required. Furthermore, State CEQA Guidelines Section 15180 specifies that if a certified redevelopment plan EIR is prepared, no subsequent EIRs are required for individual components of the redevelopment plan unless a subsequent EIR or supplement to the EIR would be required by Section 15162 or 15163.

Because the project is consistent with the CEQA streamlining provisions discussed above and the CEQA Analysis is appropriately tiered from the LMSAP EIR, no additional construction HRA is necessary and the control measures outlined in SCA AIR-1 represent all feasible mitigation.

*The Adams Broadwell letter also asserts that the guidance set forth by the Office of Environmental Health Hazard Assessment (OEHHA), which recommends that all short term-projects lasting longer than two months be evaluated for cancer risks to nearby sensitive receptors, is applicable to the project.*

**RESPONSE:** The Adams Broadwell letter incorrectly suggests that OEHHA's recommended methodology is a formal part of the BAAQMD's applicable guidance. In fact, the OEHHA has no binding authority on the project that would require a stand-alone construction HRA for the project. Regardless of the use of OEHHA's recommended methodology, which describes how an HRA should be conducted, a stand-alone construction HRA for the project is not required for the abovementioned reasons.

*The Adams Broadwell letter, based on the screening-level health risk assessment included in the SWAPE letter, asserts that the project would result in previously undisclosed significant impacts.*

**RESPONSE:** Impact AIR-3 (construction health risks) was determined to be less than significant in the LMSAP EIR with implementation of SCA AIR-1, which included the use of best available control technologies for all construction equipment, diesel trucks, and generators, as well as diesel engines that meet the California Air Resources Board's most recent certification standard, which are currently Tier 4. The LMSAP EIR was publically reviewed and the impact conclusions certified by the City. Consistent with CEQA Guidelines, the project tiers from the analysis completed for the LMSAP EIR and likewise concludes that construction-related health risks would be less than significant with implementation of SCA AIR-1. As noted above, the project sponsor would ensure that construction equipment would meet Tier 4 emissions standards in order to comply with subsections (w) and (x) of SCA AIR-1; this equipment is considered the best available technology. Use of Tier 4 engines would reduce DPM emissions by approximately 90percent to 95 percent, depending on the equipment horsepower, relative to Tier 2 engines, which is the current statewide average engine tier.

*The Adams Broadwell letter, based on the list of mitigation measures in the SWAPE letter, lists mitigation measures that could be incorporated to reduce DPM exposure above and beyond SCA AIR-1 (SCA 19).*

**RESPONSE:** Subsections (w) and (x) of SCA AIR-1 requires that equipment and diesel trucks be equipped with Best Available Control Technology and that off-road heavy diesel engines meet the California Air Resources Board's most recent certification standard. The project sponsor would ensure that construction equipment would meet Tier 4 emissions standards in order to comply with subsections (w) and (x); this equipment is considered the best available technology. Use of Tier 4 engines in all off-road equipment would meet or exceed reductions achieved by measures outlined by SWAPE (diesel particulate filters, ultra-low sulfur diesel fuel, and engine replacement).

**Section C. Response to Comment Regarding the Adequacy of the Project-Specific Construction Emissions Analysis and Mitigation**

*The Adams Broadwell letter and the SWAPE letter assert that the air quality and GHG analysis used unsubstantiated input parameters to estimate project emissions.*

**SUMMARY RESPONSE:** The following provides a response to SWAPE's comments regarding the GHG calculations in the CEQA Analysis:

- Construction emission were estimated using the project-specific assumptions provided by the project sponsor.
- Vehicle emission factors for the construction analysis were obtained from the ARB's EMFAC2014 model. The model outputs are provided as Attachment A to this memorandum.
- CalEEMod defaults were used as a surrogate for operational assumptions where project-specific details were unavailable.
- Use of CalEEMod defaults to inform emissions analysis is typical practice in the LMSAP area and accepted by the Bay Area Air Quality Management District (BAAQMD) when project-level details are unavailable.
- The GHG analysis relies on PG&Es forecasted carbon dioxide ($CO_2$) emission factor for 2019.
- The project does not exceed BAAQMD criteria pollutant thresholds during construction or operation and, therefore, additional mitigation is not required.
- The project does not meet the conditions outlined in the City's SCA 38 and, therefore, a GHG Reduction Plan is not required.

**DETAILED RESPONSE:** The Greenhouse Gases and Climate Change Screening Analysis prepared for the project by ICF is included as Appendix E-1 to the CEQA Analysis. Construction related criteria pollutant and GHG emissions were estimated using project-specific assumptions that were provided by the project applicant. Consistent with air district recommendations, the project-level assumptions was used in place of CalEEMod defaults since they represent the best available information for characterizing actual construction activities and associated emissions. The CalEEMod runs performed by SWAPE include additional equipment that vastly (and falsely) overstated the equipment of the project. For example, the architectural coating assumptions in SWAPE's CalEEMod run also overstate the actual square footage that would be coated. Page 23 of SWAPE's CalEEMod output indicates that 446,002 square feet of residential indoor space, 148,667 square feet of residential outdoor space, 136,935 square feet of non-residential indoor space, and 45,645 square feet of non-residential outdoor space would be coated (total of 777,249 square feet). The project would construct 220,248 square feet of residential space and 12,090 of non-residential space. Assuming a scaling factor for surface painting of 2.7 for residential construction and 2 for non-residential construction, and that 75 percent of the building square footage would be exterior and the remaining 25 percent interior,[3] ICF calculates a total of 618,850 square feet for architectural coatings.[4]

The modeling assumptions, such as the amount of paving square footage, associated with the criteria air pollutant and GHG analysis were based on the best information from the project applicant available at the time the analysis was prepared. As stated on page 26 of the CEQA Analysis, a drill rig would be required during shoring and caissons. The need for a drill rig was determined subsequent to when the construction data and the criteria air pollutant and GHG analysis were developed. Accordingly, emissions have been recalculated to include a drill rig operating during Phase 3, Mass Excavation. Reactive organic gases (ROG) emissions associated with architectural coatings have also been added to

---

[3] Refer to CalEEMod Users Guide, Appendix A, pages 15-16.

[4] 148,667 square feet of residential indoor space, 446,002 square feet of residential outdoor space, 6,045 square feet of non-residential indoor space, and 18,135 square feet of non-residential outdoor space.

the analysis. The results of the analysis are provided in Table 1. As shown, emissions would not exceed BAAQMD thresholds of significance.

Operational emissions were estimated using vehicle trip generation rates developed by Fehr & Peers and CalEEMod defaults. Use of CalEEMod defaults to inform emissions analysis is typical practice in the LMSAP area and accepted by the BAAQMD when project-level details are unavailable. The $CO_2$ emissions intensity for electricity consumption was updated to reflect emissions benefits of the Renewables Portfolio Standard (RPS). The $CO_2$ emission factor was drawn from PG&E's *Greenhouse Gas Emission Factor: Guidance for PG&E Customers*.[5] PG&E presents two options for using the guidance to inform emissions analyses for future years: utilize an average of the five most recent coefficients available or use the emission factor forecast from the California Public Utilities Commission (CPUC). ICF elected to use the later approach, and as such, incorporates the 2019 emission factor identified in PG&E's guidance, which is based on the CPUC forecast.[6]

The operational GHG emissions analysis indicates that project does not meet the conditions outlined in the City's SCA 38 and, therefore, a GHG Reduction Plan is not required.

*The SWAPE letter includes an updated construction analysis that, according to SWAPE, demonstrates that the project would result in a significant impact related to volatile organic compounds (VOC).*

**SUMMARY RESPONSE:** The following provides a response to SWAPE's comments regarding the GHG calculations in the CEQA Analysis:

- SWAPE's analysis incorrectly overstated the construction equipment to be used during construction of the project.
- The results in SWAPE's analysis grossly overstate construction-related emissions.
- The project does not exceed BAAQMD criteria pollutant thresholds during construction or operation and, therefore, additional mitigation is not required.

**DETAILED RESPONSE:** As noted above, the CalEEMod runs performed by SWAPE include additional equipment that vastly (and falsely) overstated the equipment to be used during construction of the project. The square footage assumed in the architectural coating phases also overestimates actual building space. Based on the updated emissions analysis performed by ICF that includes architectural coatings and drill rig emissions (shown above), construction-related emissions would not exceed any of BAAQMD's construction thresholds, and mitigation to reduce construction-related emissions is not necessary.

*The Adams Broadwell letter, based on the list of mitigation measures in the SWAPE letter, lists mitigation measures that could be incorporated to reduce VOC emissions.*

**RESPONSE:** Construction of the project would not exceed BAAQMD's ROG threshold, and as such, no mitigation is required. However, best management practices implemented pursuant to SCA AIR-1 would

---

[5] Available here: https://www.pge.com/includes/docs/pdfs/shared/environment/calculator/pge_ghg_emission_factor_info_sheet.pdf.

[6] PG&E's guidance provides a 2019 emission factor of 307 pounds per megawatt-hour, whereas the modeling uses 309 pounds per megawatt-hour.

reduce construction-related ROG emissions. Specifically, subsection (v) requires the use of low VOC (i.e., ROG) coatings. Additional requirements to use electric-powered equipment, best available control technology and engines meeting the most recent certification standard (e.g., Tier 4) would reduce exhaust-related ROG emissions.

TABLE 1
UNMITIGATED EMISSIONS FROM CONSTRUCTION (AVERAGE LBS PER DAY)[a]

| Construction Year (phase) | ROG | $NO_x$ | CO | PM10 | PM2.5 |
|---|---|---|---|---|---|
| Project | | | | | |
| Average Daily Construction Emissions | 12.6 | 5.9 | 9.8 | 0.7 | 0.4 |
| City of Oakland Thresholds | 54 | 54 | - | 82 | 54 |
| Significant (Yes or No)? | No | No | - | No | No |

[a] Emissions are average daily pounds per day during the project's anticipated approximate 24-month construction period.

# Attachment A

EMFAC2014 (v1.0.7) Emission Rates
Region Type: County
Region: Alameda
Calendar Year: 2016, 2017, 2018
Season: Annual
Vehicle Classification: EMFAC2011 Categories
Units: miles/day for VMT, trips/day for Trips, g/mile for RUNEX, PMBW and PMTW, g/trip for STREX, HTSK and RUNLS, g/vehicle/day for IDLEX, RESTL and DIURN

| Region | CalYr | VehClass | VMT | ROG_RUNEX | CO_RUNEX | NOx_RUNEX | CO2_RUNEX | PM10_RUNEX | PM10_PMTW | PM10_PMBW | PM2_5_RUNEX | PM2_5_PMTW | PM2_5_PMBW | SOx_RUNEX |
|---|---|---|---|---|---|---|---|---|---|---|---|---|---|---|
| Alameda | 2016 | LDA | 21838872.07 | 0.028153967 | 1.088094928 | 0.107667748 | 316.4432184 | 0.001849217 | 0.008000002 | 0.036750011 | 0.001702908 | 0.002000001 | 0.015750005 | 0.003176859 |
| Alameda | 2016 | LDA | 208488.6785 | 0.043787975 | 0.389930257 | 0.320056455 | 309.4928503 | 0.028965782 | 0.008000002 | 0.036750011 | 0.027712735 | 0.002000001 | 0.015750005 | 0.00295461 |
| Alameda | 2016 | LDT1 | 1846101.746 | 0.069040148 | 2.339853044 | 0.242983472 | 364.8518738 | 0.003310369 | 0.008000002 | 0.036750011 | 0.003052838 | 0.002000001 | 0.015750005 | 0.003681273 |
| Alameda | 2016 | LDT1 | 2015.536977 | 0.226531923 | 1.310566339 | 1.376010053 | 399.3036913 | 0.178656358 | 0.008000002 | 0.036750011 | 0.170927763 | 0.002000001 | 0.015750005 | 0.003812 |
| Alameda | 2016 | LDT2 | 7691826.014 | 0.030612911 | 1.258758094 | 0.162718787 | 422.1993167 | 0.001652689 | 0.008000002 | 0.036750011 | 0.001521801 | 0.002000001 | 0.015750005 | 0.004235285 |
| Alameda | 2016 | LDT2 | 10229.86172 | 0.016666479 | 0.134446177 | 0.061570649 | 376.6299498 | 0.005937245 | 0.008000002 | 0.036750011 | 0.005680403 | 0.002000001 | 0.015750005 | 0.003595543 |
| Alameda | 2016 | MDV | 4559964.787 | 0.058026055 | 2.022038391 | 0.287797552 | 548.8931008 | 0.001902204 | 0.008000002 | 0.036750011 | 0.001752685 | 0.002000001 | 0.015750005 | 0.005512986 |
| Alameda | 2016 | MDV | 59042.70295 | 0.018086078 | 0.219364856 | 0.078261339 | 497.2748408 | 0.009900361 | 0.008000002 | 0.036750011 | 0.009472076 | 0.002000001 | 0.015750005 | 0.004747294 |
| Alameda | 2017 | LDA | 22270741.14 | 0.02300913 | 0.956427105 | 0.094362069 | 308.6536463 | 0.001802068 | 0.008000002 | 0.036750011 | 0.0016585 | 0.002000001 | 0.015750005 | 0.00309685 |
| Alameda | 2017 | LDA | 222225.2608 | 0.038512439 | 0.356979308 | 0.269404336 | 301.0629031 | 0.024980801 | 0.008000002 | 0.036750011 | 0.023900142 | 0.002000001 | 0.015750005 | 0.002874133 |
| Alameda | 2017 | LDT1 | 1821823.792 | 0.055424141 | 2.026928087 | 0.211837379 | 357.5872158 | 0.003040444 | 0.008000002 | 0.036750011 | 0.002801353 | 0.002000001 | 0.015750005 | 0.003603361 |
| Alameda | 2017 | LDT1 | 1897.433546 | 0.215806857 | 1.246155913 | 1.302236072 | 393.6034646 | 0.170093891 | 0.008000002 | 0.036750011 | 0.162735704 | 0.002000001 | 0.015750005 | 0.003757583 |
| Alameda | 2017 | LDT2 | 7837406.794 | 0.025647081 | 1.112780349 | 0.140787984 | 411.6232107 | 0.001647927 | 0.008000002 | 0.036750011 | 0.001516537 | 0.002000001 | 0.015750005 | 0.00412724 |
| Alameda | 2017 | LDT2 | 11474.66511 | 0.016029878 | 0.132516595 | 0.054412074 | 369.3217329 | 0.005474822 | 0.008000002 | 0.036750011 | 0.005237984 | 0.002000001 | 0.015750005 | 0.003525774 |
| Alameda | 2017 | MDV | 4595336.852 | 0.053086593 | 1.876583669 | 0.260414494 | 538.2104141 | 0.001897967 | 0.008000002 | 0.036750011 | 0.00174841 | 0.002000001 | 0.015750005 | 0.005403874 |
| Alameda | 2017 | MDV | 66990.00511 | 0.016804243 | 0.215679746 | 0.068588519 | 485.7123699 | 0.0088023 | 0.008000002 | 0.036750011 | 0.008421516 | 0.002000001 | 0.015750005 | 0.004636911 |
| Alameda | 2018 | LDA | 22412837.21 | 0.018625242 | 0.842990127 | 0.082870129 | 300.6720942 | 0.00178505 | 0.008000002 | 0.036750011 | 0.00164196 | 0.002000001 | 0.015750005 | 0.003015239 |
| Alameda | 2018 | LDA | 233260.3212 | 0.03429458 | 0.330558341 | 0.227068832 | 292.9033727 | 0.021806858 | 0.008000002 | 0.036750011 | 0.020863503 | 0.002000001 | 0.015750005 | 0.002796237 |
| Alameda | 2018 | LDT1 | 1780689.977 | 0.042555126 | 1.739044713 | 0.183542027 | 349.5317359 | 0.002816359 | 0.008000002 | 0.036750011 | 0.002592085 | 0.002000001 | 0.015750005 | 0.003517979 |
| Alameda | 2018 | LDT1 | 1771.04029 | 0.20511191 | 1.18071097 | 1.225379904 | 387.0500096 | 0.161473308 | 0.008000002 | 0.036750011 | 0.154488044 | 0.002000001 | 0.015750005 | 0.003695019 |
| Alameda | 2018 | LDT2 | 7892076.481 | 0.021846102 | 0.991628386 | 0.122398548 | 400.5088192 | 0.001669867 | 0.008000002 | 0.036750011 | 0.001536124 | 0.002000001 | 0.015750005 | 0.004014252 |
| Alameda | 2018 | LDT2 | 12516.21895 | 0.015565313 | 0.131645129 | 0.048922501 | 361.7969406 | 0.005136042 | 0.008000002 | 0.036750011 | 0.004913859 | 0.002000001 | 0.015750005 | 0.003453938 |
| Alameda | 2018 | MDV | 4579851.577 | 0.048606922 | 1.742357628 | 0.235609796 | 526.7405762 | 0.001908884 | 0.008000002 | 0.036750011 | 0.001758124 | 0.002000001 | 0.015750005 | 0.005287098 |
| Alameda | 2018 | MDV | 73893.21732 | 0.015912801 | 0.214217548 | 0.061588506 | 474.6884123 | 0.008026443 | 0.008000002 | 0.036750011 | 0.007679222 | 0.002000001 | 0.015750005 | 0.00453167 |

EMFAC2014 (v1.0.7) Emission Rates
Region Type: County
Region: Alameda
Calendar Year: 2016, 2017, 2018
Season: Annual
Vehicle Classification: EMFAC2011 Categories
Units: miles/day for VMT, trips/day for Trips, g/mile for RUNEX, PMBW and PMTW, g/trip for STREX, HTSK and RUNLS, g/vehicle/day for IDLEX, RESTL and DIURN

| Region | CalYr | VehClass | VMT | ROG_RUNEX | CO_RUNEX | NOx_RUNEX | CO2_RUNEX | PM10_RUNEX | PM10_PMTW | PM10_PMBW | PM2_5_RUNEX | PM2_5_PMTW | PM2_5_PMBW | SOx_RUNEX |
|---|---|---|---|---|---|---|---|---|---|---|---|---|---|---|
| Alameda | 2016 | T7 Single | 80665.054 | 0.340023259 | 1.22797794 | 8.750287496 | 1737.004353 | 0.151850229 | 0.03600001 | 0.061740018 | 0.145281255 | 0.009000003 | 0.026460008 | 0.016571836 |
| Alameda | 2017 | T7 Single | 81977.555 | 0.238098092 | 0.868653813 | 7.263753252 | 1721.252357 | 0.091037122 | 0.03600001 | 0.061740018 | 0.087098896 | 0.009000003 | 0.026460008 | 0.016421552 |
| Alameda | 2018 | T7 Single | 83281.339 | 0.164245776 | 0.616568927 | 6.112097455 | 1705.096485 | 0.047886252 | 0.03600001 | 0.061740018 | 0.045814714 | 0.009000003 | 0.026460008 | 0.016267418 |

# ATTACHMENT C

SWAPE Technical Consultation, Data Analysis and Litigation Support for the Environment

2656 29th Street, Suite 201
Santa Monica, CA 90405

Matt Hagemann, P.G, C.Hg.
(949) 887-9013
mhagemann@swape.com

July 1, 2016

Laura E. Horton
Adams Broadwell Joseph & Cardozo
601 Gateway Blvd., Suite 1000
South San Francisco, CA 94080

**Subject: Response to Comments on the 226 13th Street Project (PLN 15-320)**

Dear Ms. Horton:

We have reviewed the June 2016 Memorandum ("Memorandum"), which addressed comments that we made on the 226 13th Street Project ("Project") in a May 31, 2016 letter. The comment letter we prepared addressed deficiencies in the May 2016 CEQA Analysis ("CEQA Analysis") and associated attachments. After our review, we maintain that the CEQA Analysis falls well short in describing and mitigating the Project's Air Quality impacts. The Project should not be approved until an environmental impact report (EIR) is prepared that adequately evaluates and mitigates the Project's health and environmental risks.

## Air Quality

In our May 31 letter, we concluded that the Project's CEQA Analysis failed to adequately evaluate the Project's Air Quality impacts because the Project's emissions were modeled using incorrect input parameters, and the CEQA Analysis failed to prepare a construction health risk assessment. Specifically, we state that the Project fails to provide complete construction and operational output files, uses an incorrect carbon dioxide intensity factor to estimate operational emissions, fails to provide supporting documents for the use of EMFAC2014 emission factors, fails to include grading, paving, and architectural coating equipment for the respective phases, underestimates the number of hauling truck trips for demolition and excavation, and fails to evaluate the increased cancer risk associated with diesel particulate matter ("DPM") emissions during construction. While the Memorandum, which includes responses to our comments on the CEQA Analysis, adequately responds to many of our comments, we still maintain that the Memorandum fails to address our concern regarding the construction health risk posed by the proposed Project.

## Failure to Quantify Health Risk or Level of Mitigation

Our May 31 letter found that the CEQA Analysis fails to evaluate the health risk posed to nearby sensitive receptors from exposure to diesel particulate matter (DPM) emissions released during Project construction. The Memorandum attempts to address our concerns on this matter, stating:

> "Construction associated with the project (and other projects in the LMSAP area) would not result in a more severe impact than what was previously disclosed in the LMSAP EIR. Further, as discussed below, there is no evidence that the project would have peculiar or unusual impacts or impacts that are new or more significant than previously analyzed in the LMSAP EIR. The construction health risk has been adequately addressed by the planning-level review and the project's conditions of approval. Furthermore, there is nothing in the LMSAP EIR indicating that a stand-alone health risk assessment for construction-related impacts is required on a project-by-project basis. Preparing a construction-related HRA would result in unnecessary and duplicative studies that would ultimately reach the same conclusions and control measures established in the LMSAP EIR.
>
> As noted on page 3.3-39 of the LMSAP EIR, construction health risks would be minimized through application of SCA AIR-1, which indicates that diesel emissions would be minimized through the application of various measures. Specifically, subsections (g) and (h) of SCA AIR-1 minimize idling; subsection (i) ensures that construction equipment is running in proper condition; subsection (j) specifies that portable equipment would be powered by electricity if available; subsection ( u) requires that equipment meet emissions and performance requirements; subsection (v) requires the use of low volatile organic compound coatings; subsection (w) requires that equipment and diesel trucks be equipped with Best Available Control Technology; and subsection (x) requires that off-road heavy diesel engines meet the California Air Resources Board's most recent certification standard. The project sponsor would ensure that construction equipment would meet Tier 4 emissions standards in order to comply with subsections (w) and (x); this equipment is considered the best available technology" (p. 3-4 of 10).

This justification, however, is inadequate. Although the Project would implement SCA AIR-1 to minimize the Project's health risks, without quantification of this risk, it is unclear how much the risk will be minimized, and is unclear if this risk will be reduced to a less-than-significant level once these mitigation measures are implemented. As a result, the risk should still be quantified to determine which measures must be applied to reduce the Project's construction-related DPM emissions and if the measures proposed under SCA AIR-1 will reduce emissions to levels that will not cause a significant impact. Both the CEQA Analysis and the Memorandum fail to actually evaluate the adequacy of the mitigation measures listed under SCA AIR-1. As a result, the Project's health risk assessment is incomplete, and should not be relied upon to determine Project significance.

Additionally, the measures proposed under SCA AIR-1 of the CEQA Analysis are presented in an exhaustive list and use ambiguous language stating that "the project applicant shall implement all of the

following applicable air pollution control measures during construction..." (pp. 96). There is no guarantee that all of the measures listed under SCA AIR-1 will be "applicable" to the proposed Project, as the CEQA Analysis fails to actually assess the feasibility of the measures proposed. As a result, the feasibility of each measure also needs to be assessed, and the health risk needs to still be quantified in order to determine what applicable measures can be implemented to reduce the construction health risk to a less than significant level and whether additional measures will be needed. We provided a detailed list of additional feasible mitigation measures in our May 31 letter that the City has failed to evaluate.

In fact, the statement that "The project sponsor would ensure that construction equipment would meet Tier 4 emissions standards in order to comply with [mitigation measure SCA AIR-1] subsections (w) and (x)" is questionable as the feasibility of using all Tier 4 equipment is unclear (p. 4 of 10). The Project Applicant makes no effort to actually demonstrate the feasibility of implementing this measure once the Project is approved.

The California Air Resources Board does not require that off-road construction fleets be comprised solely of Tier 4 Final engines. Furthermore, even just based on availability, the City has failed to demonstrate that all of the construction equipment utilized for the Project will have Tier 4 engines and the mitigation measure does not specifically require all Tier 4 equipment during construction. Unlike SCA AIR-1, SCA AIR-2 specifically calls for Tier 4 to reduce operational impacts, but even then the measure merely requires Tier 4 "if feasible" (p. A-6 of the CEQA Analysis). The United States Environmental Protection Agency's (USEPA) 1998 nonroad engine emission standards were structured as a three-tiered progression. Tier 1 standards were phased-in from 1996 to 2000 and Tier 2 emission standards were phased in from 2001 to 2006. Tier 3 standards, which applied to engines from 37-560 kilowatts (kW) only, were phased in from 2006 to 2008. The Tier 4 emission standards were introduced in 2004, and were phased in from 2008 – 2015.[1] These tiered emission standards, however, are only applicable to newly manufactured nonroad equipment. According to the United States Environmental Protection Agency (USEPA) "if products were built before EPA emission standards started to apply, they are generally not affected by the standards or other regulatory requirements."[2] Therefore, pieces of equipment manufactured prior to 2000 are not required to adhere to Tier 2 emission standards, and pieces of equipment manufactured prior to 2008 are not required to adhere to Tier 4 emission standards. Construction equipment often lasts more than 30 years; as a result, Tier 1 equipment and non-certified equipment are currently still in use.[3] It is estimated that of the two million diesel engines

[1] Emission Standards, Nonroad Diesel Engines, *available at:* https://www.dieselnet.com/standards/us/nonroad.php#tier3

[2] "Frequently Asked Questions from Owners and Operators of Nonroad Engines, Vehicles, and Equipment Certified to EPA Standards." United States Environmental Protection Agency, August 2012. *Available at:* http://www.epa.gov/oms/highway-diesel/regs/420f12053.pdf

[3] "Best Practices for Clean Diesel Construction." Northeast Diesel Collaborative, August 2012. *Available at:* http://northeastdiesel.org/pdf/BestPractices4CleanDieselConstructionAug2012.pdf

currently used in construction, 31 percent were manufactured before the introduction of emissions regulations.[4]

Furthermore, in a 2010 white paper, the California Industry Air Quality Coalition estimated that approximately 7% and less than 1% of all off-road heavy duty diesel equipment in California was equipped with Tier 2 and Tier 3 engines, respectively.[5] It goes on to explain that "cleaner burning Tier 4 engines...are not expected to come online in significant numbers until 2014." Given that significant production activities have only just begun within the last couple of years, it can be presumed that there is limited availability of Tier 4 equipment. Furthermore, due to the complexity of Tier 4 engines, it is very difficult if not nearly impossible, to retrofit older model machinery with this technology.[6] Therefore, available off-road machinery equipped with Tier 4 engines are most likely new.

It should be noted that there are regulations, currently enforced by the California Air Resources Board (CARB), with regards to construction fleets. According to CARB, large and medium fleets (fleets with over 2,500 horse power) will not be allowed to add a vehicle with a Tier 1 engine to its fleet starting on January 1, 2014. The engine tier must be Tier 2 or higher.[7] Therefore, construction equipment fleets typically include a mix of Tier 2, 3, and 4 engines, rather than just Tier 4 Final equipment exclusively. Without a condition specifically requiring all Tier 4 engines and a detailed analysis regarding the feasibility of such a measure, the City has failed to adequately demonstrate that all of the Project's construction equipment would meet Tier 4 standards. As a result, SCA AIR-1 should not be relied upon to reduce the Project's construction health risk to below levels of significance.

Therefore, we assert both now and in our original May 31 letter, that the construction-related health risk and the emission reductions achieved by the mitigation measures proposed under SCA AIR-1 should be quantified to determine which measures must be applied to reduce DPM emissions and whether the measures proposed under SCA AIR-1 will be sufficient at reducing DPM emissions to levels that will not cause a significant health risk impact. Furthermore, we assert that the feasibility of implementing a construction fleet consisting solely of Tier 4 equipment should be evaluated before the City can rely upon such a measure to reduce the Project's construction related health risk. Before the Project is approved, an updated health risk assessment should be prepared, and a detailed evaluation of the mitigation measures proposed under SCA AIR-1, and any additional measures not included in SCA AIR-1 proposed in our comments, should be provided.

---

[4] Northeast Diesel Collaborative Clean Construction Workgroup, *available at:* http://northeastdiesel.org/construction.html

[5] "White Paper: An Industry Perspective on the California Air Resources Board Proposed Off-Road Diesel Regulations."Construction Industry Air Quality Coalition, *available at:* http://www.agc-ca.org/uploadedFiles/Member_Services/Regulatory-Advocacy-Page-PDFs/White_Paper_CARB_OffRoad.pdf

[6] "Tier 4- How it will affect your equipment, your business and your environment."Milton CAT, *available at:* http://www.miltoncat.com/News/Documents/Articles/For%20the%20Trenches%20-%20Tier%204.pdf

[7] "Enforcement of the In-Use Off-Road Vehicle Regulations."California Air Resources Board, February 2014, *available at:* http://www.arb.ca.gov/msprog/mailouts/msc1401/msc1401.pdf

Sincerely,

Matt Hagemann, P.G., C.Hg.

Jessie Jaeger

# Memorandum

| | |
|---|---|
| **Date:** | August 23, 2016 |
| **To:** | Peterson Z. Vollmann, City of Oakland |
| **From:** | ICF International |
| **Subject:** | **226 13th Street Project – Response to Appeal from Adams Broadwell Joseph & Cardozo** |

This memorandum provides responses to the appeal filed by Adams Broadwell Joseph & Cardozo (hereafter, "Adams Broadwell Letter") dated July 1, 2016, as well as the technical comments prepared by Matt Hagemann and Jessie Jaeger (hereafter, "SWAPE letter") dated May 31, 2016, which were attached to that letter, regarding the Oakland Planning Commission's June 22, 2016 decision to approve and adopt the CEQA findings for the 226 13th Street Project (PLN15-320). The responses are organized into the following topics, which correspond with the topics in the Adams Broadwell letter and the SWAPE letter:

A) Consistency with the CEQA Addendum and Exemption Requirements

B) Adequacy of the Project-Specific Health Risk from Diesel Particulate Matter (DPM) Analysis and Mitigation

### A) Consistency with the CEQA Addendum and Exemption Requirements

*Section A of the Adams Broadwell letter asserts that the City may not rely on previous environmental analysis for project approval. Specifically, the Adams Broadwell letter asserts that the project is not consistent with CEQA Addendum and Exemption requirements. Therefore, the project allegedly would result in new or more severe significant impacts than were analyzed in the Lake Merritt Station Area Plan Environmental Impact Report (LMSAP EIR).*[1]

**RESPONSE:** The LMSAP EIR analyzed the environmental impacts of the adoption and implementation of the LMSAP at full build out and provided project-level review for reasonably foreseeable development, such as the project. The City Council certified the LMASP EIR in accordance with CEQA in November 2014. There was no CEQA lawsuit challenging the certification of the LMSAP EIR and the analysis now is presumptively valid under California law. Since that certification, the City has created and relied upon a framework for analyzing projects within the LMSAP area called "CEQA Analysis," which separately and independently provides a basis for CEQA compliance. This framework relies on the following applicable streamlining/tiering and addendum sections of CEQA:

---

[1] The City of Oakland (City) certified an EIR for the LMSAP in November 2014, pursuant to CEQA. The LMSAP EIR can be obtained from the City of Oakland Bureau of Planning at 250 Frank H. Ogawa Plaza, Suite 2114, Oakland, California 94612, and/or located at http://www2.oaklandnet.com/Government/o/PBN/OurServices/Application/DOWD009157.

**ATTACHMENT D**

- Community Plan Exemption—CEQA Guidelines Section 15183, which allows streamlined environmental review for projects that are "consistent with the development density established by existing zoning, community plan or general plan policies for which an EIR was certified, except as might be necessary to examine whether there are project specific significant effects which are peculiar to the project or its site." Section 15183(c) specifies that "if an impact is not peculiar to the parcel or to the proposed project, has been addressed as a significant effect in the prior EIR, or can be substantially mitigated by the imposition of uniformly applied development policies or standards ... , then an EIR need not be prepared for the project solely on the basis of that impact."
- Qualified Infill Exemption—CEQA Guidelines Section 15183 .3 allows streamlining for certain qualified infill projects by limiting the topics subject to review at the project level, if the effects of infill development have been addressed in a planning level decision, or by uniformly applying development policies or standards. Infill projects are eligible if they are located in an urban area on a site that either has been previously developed or that adjoins existing qualified urban uses on at least 75 percent of the site's perimeter; satisfy the performance standards provided in CEQA Guidelines Appendix M; and are consistent with the general use designation, density, building intensity, and applicable policies specified for the project area in either a sustainable communities strategy or an alternative planning strategy. No additional environmental review is required if the infill project would not cause any new specific effects or more significant effects, or if uniformly applicable development policies or standards would substantially mitigate such effects.
- Addendum—CEQA Guidelines Section 15164 states that an addendum to a certified EIR is allowed when minor changes or additions are necessary and none of the conditions for preparation of a subsequent EIR or Negative Declaration pursuant to Section 15162 are satisfied.

The City has relied upon this LMSAP CEQA Analysis framework since 2014 for at least two other projects so far (i.e. the project at 250 14th Street and the Hampton Inn Project at Franklin and 11th Street) in the LMSAP area, both of which were approved and went unchallenged. The City also has relied on this CEQA Analysis framework for the Broadway Valdez District Specific Plan area since 2014 and numerous projects have been approved and gone unchallenged. Therefore, not only is this the first comment letter of its kind on the City's CEQA Analysis for LMSAP projects, but the Adams Broadwell letter disregards the City's reliance on separate and independent bases for the project's CEQA compliance. As outlined in detail, the assumptions and conclusions in the project's CEQA Analysis are supported by substantial evidence in accordance with CEQA, while none of the assertions presented by the Adams Broadwell letter provide credible, persuasive, substantial evidence that the project would result in a new, peculiar, significant environmental impact or a substantial increase in the severity of an environmental impact than determined in the LMSAP EIR. Therefore, the conclusions in the CEQA Analysis are valid and preparation of an EIR is not warranted.

*The Adams Broadwell letter also claims that the Addendum determination is improper because it is too long, in excess of 2,000 pages.*

The length of the CEQA Analysis is not relevant to a determination of whether or not an Addendum is appropriate. The only relevant test is whether any provisions of CEQA Section 15162 can be satisfied. As the CEQA Analysis shows, none of these provisions requiring preparation of a subsequent EIR or Negative Declaration apply to the project. While the Addendum may have been

"long," it merely documents the project's consistency with the LMSAP EIR and fulfills CEQA's primary function as a disclosure tool. Its length is primarily a result of the various air quality, GHG and transportation model runs and the document itself is only roughly 150 pages absent these model runs—which CEQA requires.

## B) Adequacy of the Project-Specific Health Risk from Diesel Particulate Matter (DPM) Analysis and Mitigation

*1. Quantification of Project's Health Risk from DPM Emissions During Construction*

*Section B.1 of the Adams Broadwell letter asserts that the City failed to evaluate construction-related health risks to nearby sensitive receptors from exposure to DPM. The Adams Broadwell letter further asserts that a project-level construction health risk assessment (HRA) and quantitative analysis of the best management practices in SCA AIR-1 is required per the LMSAP EIR and CEQA mandates.*

**RESPONSE:** The LMSAP EIR analyzed construction-related health risks (see Impact AIR-3) and determined impacts to be less than significant with implementation of SCA A (referred to as SCA AIR-1 in the CEQA Analysis). As stated on page 3.3-39 of the LMSAP EIR, "...SCA A would implement construction-related Best Management Practices to substantially reduce construction-related impacts to a less-than-significant level." There is nothing in the LMSAP EIR indicating that a stand-alone HRA for construction-related impacts is required on a project-by-project basis. Likewise, the CEQA Guidelines do not mandate a lead agency prepare a HRA, nor do they identify methods or parameters for the analysis of receptor exposure to substantial pollutant concentrations. Preparing a construction-related HRA would result in unnecessary and duplicative studies that would ultimately reach the same conclusions and control measures established in the LMSAP EIR. Nevertheless, in the interest of being conservative, ICF prepared a detailed HRA as part of the June 22, 2016 response to the comment letter from Adams Broadwell Joseph & Cardozo dated May 31, 2016 (Attachment B to this memorandum) to confirm this conclusion.

Exposure to construction-related DPM was assessed by predicting the excess cancer and non-cancer health risks from construction emissions, as well as the elevated PM2.5 exhaust (diesel and gasoline vehicles) concentrations. The U.S Environmental Protection Agency's (EPA) AERMOD dispersion model was used to predict hourly PM2.5 (total and diesel only) concentrations at sensitive land uses. Estimates of project-level health risk were modeled using the Hotspots Analysis and Reporting Program Version 2 (HARP2). HARP2 is a software suite used to assist with the programmatic requirements of the Air Toxics "Hot Spots" Program (Assembly Bill 2588). HARP2 incorporates information presented in the Office of Environmental Health Hazard Assessment's (OEHHA) *2015 Air Toxics Hotspots Program Guidance Manual for Preparation of Health Risk Assessments.* The model enables a comprehensive assessment of potential health risks based on the project-specific emission inventory. Inputs to the HARP2 analysis are consistent with Bay Area Air Quality Management District (BAAQMD) guidance in its *Air Toxics NSR Program Health Risk Assessment (HRA) Guidelines* from January 2016.

As noted on page 3.3-39 of the LMSAP EIR, construction health risks would be minimized through application of SCA AIR-1, which indicates that diesel emissions would be minimized through the application of various measures, including use of "Best Available Control Technology" (see subsections (w) and (x)). The project sponsor would ensure that construction equipment would meet Tier 4 emissions standards and utilize high performance renewable diesel (diesel HPR) in order to comply with subsections (w) and (x); Tier 4 engines and diesel HPR are considered the best

available technology. Accordingly, the HRA was performed based on the project emissions inventory with use of Tier 4 off-road engines and diesel HPR in off-road and on-road diesel vehicles.

The results for the HRA (Attachment B to this memorandum) are shown in Table 1 and compared to BAAQMD's health risk thresholds. Table 1 presents health risks for the maximum exposed individual (MEI) for each receptor type[2] within the 1,000 feet of the project site. A comparison of primary methodological differences between SWAPE's and ICF's analyses is included in Attachment B to this memorandum.

As shown in Table 1, construction of the project would not result in cancer, non-cancer, or PM2.5 exhaust concentrations in excess of BAAQMD thresholds. Accordingly, consistent with the conclusion presented in the LMSAP EIR and the CEQA Analysis prepared for the 226 13th Street Project, construction of the project would result in a less-than-significant impact on health risk with implementation of SCA AIR-1.

*The Adams Broadwell letter also asserts that the guidance set forth by the OEHHA, which recommends that all short term-projects lasting longer than two months be evaluated for cancer risks to nearby sensitive receptors, is applicable to the project.*

The Adams Broadwell letter incorrectly suggests that OEHHA's recommended methodology is a formal part of the BAAQMD's applicable guidance. In fact, the OEHHA has no binding authority on the project that would require a stand-alone construction HRA for the project. Regardless of the use of OEHHA's recommended methodology, which describes how an HRA should be conducted, a stand-alone construction HRA for the project is not required for the abovementioned reasons. Nevertheless, in the interest of being conservative, ICF has prepared a detailed HRA, as shown in Table 1 and discussed above, to confirm that project construction would not result in significant health impacts.

*2. Significant Health Risks from DPM Emissions During Construction*

*The Adams Broadwell letter, based on the screening-level health risk assessment included in the SWAPE letter, asserts that the project would result in previously undisclosed significant impacts.*

**RESPONSE:** SWAPE's analysis was conducted using inaccurate project emissions data and a worst-case, screening-level dispersion model, which resulted in artificially high construction health risks. Specifically, SWAPE's analysis relied on unmitigated emissions that did not accurately reflect project-specific conditions. As outlined in SWAPE's letter, the CalEEMod runs performed by SWAPE included additional equipment that vastly (and falsely) overstated the equipment and associated emissions of the project. In contrast, the HRA performed by ICF, reflected the project-specific equipment inventory, as provided by the project engineers, and included emissions benefits achieved through implementation of SCA AIR-1.

SWAPE's analysis also relied on the AERSCREEN dispersion model to estimate PM concentrations at receptor locations. AERSCREEN is a screening-level model that produces a "worst-case" assessment of pollutant concentrations. Conversely, ICF's analysis used a comprehensive modeling platform (AERMOD) that more accurately accounts for project-specific conditions. Specifically, AERMOD incorporates air dispersion based on planetary boundary layer turbulence structure and scaling concepts, including treatment of both surface and elevated sources, and both simple and complex

[2] The analysis considered preschools, schools, churches, recreational facilities, medical facilities, and residential land uses.

terrain. Accordingly, AERMOD is capable of providing more refined concentration results based on project-specific conditions.

Ultimately, the analysis conducted by SWAPE does not represent project-specific conditions or utilize best available models (AERMOD/HARP2) for performing a quantitative HRA. The detailed HRA prepared by ICF is consistent with BAAQMD and OEHHA guidance, incorporates project-specific assumptions, and uses the AERMOD/HARP2 modeling platforms. ICF's analysis therefore represents a more refined and comprehensive assessment of potential health risks from construction of the project. As discussed above and shown in Table 1, ICF's HRA demonstrates that project construction would not result in significant health impacts with implementation of SCA AIR-1. Additional methodological differences between SWAPE's and ICF's analyses are described in Attachment B to this memorandum.

*3. Failure to Incorporate all Feasible Mitigation Measures*

*The Adams Broadwell letter asserts that the City failed to identify and incorporate feasible mitigation measures that would reduce the project's significant health risk impacts during construction. The letter outlines seven measures that could reduce constructed related DPM emissions.*

**RESPONSE:** Consistent with the LMSAP EIR, the proposed project would implement SCA AIR-1, which indicates that diesel emissions would be minimized through the application of various measures. Specifically, subsections (g) and (h) of SCA AIR-1 minimize idling; subsection (i) ensures that construction equipment is running in proper condition; subsection (j) specifies that portable equipment would be powered by electricity if available; subsection (u) requires that equipment meet emissions and performance requirements; subsection (w) requires that equipment and diesel trucks be equipped with Best Available Control Technology; and subsection (x) requires that off-road heavy diesel engines meet the California Air Resources Board's most recent certification standard. The project sponsor would ensure that construction equipment would meet Tier 4 emissions standards and utilize high performance renewable diesel (diesel HPR) in order to comply with subsections (w) and (x); Tier 4 engines and diesel HPR are considered the best available technology. Based on emission factors from CalEEMod, use of Tier 4 engines and diesel HPR would reduce PM2.5 exhaust emissions from offroad equipment by 96 percent relative to unmitigated conditions. Use of diesel HPR would reduce PM2.5 exhaust emissions from onroad haul trucks by 34percent relative to unmitigated conditions.

SWAPE's letter outlines seven measures that could be implemented to reduce DPM. A comparison of each measure to the requirements SCA AIR-1 is provided below.

- **Idling Limits**: SWAPE recommends limiting idling of diesel-fueled commercial motor vehicles to less than five minutes. SCA AIR-1 subsections (g) and (h) requires all diesel-fueled commercial vehicles and diesel-fueled off-road vehicles over 25 horsepower to limit idling time to five minutes. While an idling limit of less than 5 minutes, as proposed by SWAPE, would reduce DPM beyond subsections (g) and (h), construction of the project would not result in a significant health impact, and as such, the City is not required to impose emission restrictions beyond State regulation. Moreover, idling emissions are negligible compared to operating emissions, and therefore contribute only minimally to potential health risks.

- **Northeast Diesel Collaborative (NEDC) Control Measures**: SWAPE recommends onroad vehicles meet EPA 2007 emission standards, offroad equipment meet EPA Tier 4 emission

standards, and all generators be fueled with ultra-low sulfur diesel or biodiesel. As discussed above, the project sponsor would ensure that construction equipment would meet Tier 4 emissions standards and use diesel HPR in order to comply with SCA AIR-1 subsections (w) and (x). Diesel HPR would also be required for all onroad vehicles; model year 2007onroad engines would not be required, but as noted above, the City is not required to impose this requirement since construction of the project would not result in a significant health impact.

- **Engine Repowering and Replacement**: SWAPE recommends offroad engines be replaced by newer, cleaner engines or replaced with equipment meeting latest emission standards. As discussed above, all construction equipment would meet Tier 4 emissions standards, which are the latest and most stringent emissions standards adopted by the EPA.

- **Engine Retrofits**: SWAPE recommends offroad engines be retrofitted with engine exhaust after-treatments, such as diesel particulate filters. PM reductions achieved by three technologies are cited by SWAPE, which range from 20 percent to 95 percent. As noted above, use of Tier 4 engines and diesel HPR would reduce PM2.5 exhaust emissions from offroad equipment by 96 percent relative to unmitigated conditions.

- **Electric Equipment**: SWAPE recommends electric and/or hybrid electric equipment be used during construction. SCA AIR-1 subsection (j) requires all portable equipment to be powered by electricity, if available. Diesel engines would only be used if electricity is not available or is not feasible. As noted above, all diesel engines would meet Tier 4 emission standards.

- **Construction Vehicle Tracking**: SWAPE recommends the City maintain a construction vehicle inventory tracking system to ensure compliance with construction mitigation measures. SCA AIR-1 subsection (i) requires all construction equipment to be maintained and properly tuned in accordance with the manufacturer's specifications. All equipment will also be checked by a certified mechanic and determined to be running in proper condition prior to operation.

- **SMAQMD Enhanced Control Measures**: SWAPE recommends the City implement SMAQMD's enhanced control measures, which include achieving a 45 percent PM exhaust reduction from offroad equipment, relative to the statewide fleet average. As noted above, use of Tier 4 engines and diesel HPR would reduce PM2.5 exhaust emissions from offroad equipment by 96 percent relative to unmitigated conditions,

As discussed above, the requirements and emission benefits achieved by SCA AIR-1 meet or exceed reductions that would achieved by SWAPE's proposed measures for offroad equipment. While model year 2007 onroad engines are not required by SCA AIR-1, diesel HPR would be used by all onroad diesel-powered vehicles. Ultimately, construction of the project would not result in significant health risk impacts with implementation of SCA AIR-1. Accordingly, no additional mitigation is required, nor is the City required per CEQA mandates to specify additional mitigation.

*The Adams Broadwell letter also asserts that the City is required to prepare an EIR for the project since construction of the project would result in health risk impacts and mitigation not identified in the LMSAP EIR.*

Impact AIR-3 (construction health risks) was determined to be less than significant in the LMSAP EIR with implementation of SCA A/SCA AIR-1. The HRA prepared by ICF likewise shows that

construction of the proposed project would not result in significant health risk impacts with implementation of SCA A/SCA AIR-1, as outlined in the LMSAP EIR. Accordingly, the conclusions and mitigation of the CEQA Analysis are valid and do not represent substantial information showing a new or more severe impact than previously analyzed. Preparation of an EIR is therefore not warranted.

*4. Failure to Resolve Issues (related to Tier 4 engines)*

*The Adams Broadwell letter restates the conclusions of SWAPE's analysis and asserts the project would result in significant health risks, requires a quantitative HRA, and must implement all feasible mitigation to reduce DPM emissions.*

**RESPONSE:** As discussed above, the LMSAP EIR disclosed that construction-related health risks would be less than significant with implementation of construction-related best management practices identified in SCA A, which are found in SCA AIR-1 in Attachment A of the CEQA Analysis. Project construction would not result in a more severe impact than what was disclosed in the LMSAP EIR. Preparing an additional construction-related HRA would result in unnecessary and duplicative studies. Nevertheless, in the interest of being conservative, ICF prepared a detailed HRA to confirm that project construction would not result in significant health impacts. ICF's HRA is consistent with agency guidance, incorporates project-specific assumptions, and uses the AERMOD/HARP2 modeling platforms, and therefore represents a more refined and comprehensive assessment of potential health risks than SWAPE's HRA. The results of ICF's HRA are presented in Table 1. Since construction of the project would not result in significant health risk impacts with implementation of SCA AIR-1, no additional mitigation is required.

*The Adams Broadwell letter also questions the feasibility of requiring all Tier 4 equipment. The letter cites a white paper published by the California Industry Air Quality Coalition that indicates Tier 4 equipment are mostly new, and as such, argues that the City has failed to demonstrate that all construction equipment would have Tier 4 engines at the time of construction.*

Tier 4 equipment is routinely used at construction sites throughout California. Numerous CEQA documents have relied on mitigation for construction equipment to meet Tier 4 emission standards to reduce air quality impacts to a less-than-significant level. Several local governments and agencies have also adopted policies related to use of Tier 4 equipment. For example, the Los Angeles County Metropolitan Transportation Authority's Green Construction Policy requires "from January 1, 2015 and onwards" that "all off-road diesel-powered construction equipment greater than 50 hp shall meet Tier-4 off-road emission standards at a minimum."[3]

While mitigation requiring the use of Tier 4 equipment is becoming commonplace, in response to SWAPE's concern regarding commercial availability, ICF compiled data on recent sales of construction equipment. Beginning in 2015, all new offroad engines sold in the United States are required to be Tier 4-compliant. Therefore, the availability of Tier 4 equipment should be reflected in equipment sales over time, particularly during the phase-in period (2011-2014) and after the 2015 compliance date. If Tier 4 equipment is not commercially available, or are not being purchased, new equipment sales during and after the Tier 4 phase-in period would be less than sales trends over time. Increasing sales of *used* equipment during the same time period may also indicate potential limited availability of Tier 4 equipment; such an increase in demand for used equipment could induce owners of older equipment to sell earlier than they otherwise would have sold. On the

[3] See http://media.metro.net/projects_studies/sustainability/images/Green_Construction_Policy.pdf.

other hand, if Tier 4 equipment is commercially available and readily being purchased, *new* equipment sales during and after the Tier 4 phase-in period should largely reflect historic sales trends.

Figure 1 summarizes sales data for offroad equipment in the United States between 2011 and 2016. While there is some month-to-month variation, sales of both used equipment have remained relatively constant, while sales of new equipment have slightly increased since 2011. The following discussion provides sales data for each of the equipment types included in the project construction inventory.

Forklifts

North American forklift sales increased from 98,000 units in 2009 to 214,000 in 2014. An estimated 220,000 units were sold in 2015 and a projected 240,000 units were sold in 2016.[4] Because the phase-in of Tier 4 engines was complete at the end of 2014, and all new equipment sold in 2015 or later must be Tier 4-compliant, these sales data suggest that Tier 4 forklifts are being purchased.

Excavators

Figure 2 shows sales of excavators between 2006 and 2015. Sales of new excavators rose steadily during the Tier 4 phase-in period (2011-2014) and continued to increase in 2015. Sales of used excavators also increased, but at a more modest pace. There was no decline in sales with the introduction of Tier4 excavators, and no steepening of the used sales trend that could suggest that buyers were purchasing older (i.e., Tier 3 and earlier) equipment in place of new Tier 4 excavators.

Loaders

Figure 3 shows sales of wheel loaders between 2006 and 2015. Sales of new wheel loaders rose steadily during the Tier 4 phase-in period (2011-2014) and continued to increase in 2015. Sales of used loaders also increased, but at a more modest pace. There was no decline in sales with the introduction of Tier 4 loaders, and no steepening of the used sales trend that could suggest that buyers were purchasing older (i.e., Tier 3 and earlier) equipment rather than new Tier 4 loaders.

Generators and Drill Rigs

No sales data were available for generators or drill rigs. However, sales trends for these equipment types are expected to be consistent with trends for forklifts, excavators, and loaders, given overall market trends (see Figure 1).

The sales data collected by ICF demonstrate that Tier 4 equipment are being purchased and that sales of new equipment have not declined with the Tier 4 compliance requirements. Therefore, Tier 4 equipment is commercially available and can feasibly be required by the City to reduce construction-related DPM.

*The Adams Broadwell letter also asserts that, without a condition in SCA AIR-1 that specifically requires all Tier 4 engines, the City cannot rely on SCA AIR-1 to conclude construction health risks would be less than significant.*

---

[4] Manfredi 2014. Frank Manfredi. 2014 Construction Machinery Forecast. In: Equipment Today. January 6. Available: http://www. forconstructionpros.com/article/11271548/2014-construction-forecast-and-equipment-acquisition-trends. Accessed: July 29, 2016.

As noted above, subsection (w) of SCA AIR-1 requires that equipment and diesel trucks be equipped with Best Available Control Technology. Tier 4 engines are considered the best available technology. Thus, the City can rely on SCA AIR-1 to ensure that construction health risks would be less than significant.

TABLE 1

PROJECT-LEVEL CANCER AND CHRONIC (HI) RISKS AND PM2.5 CONCENTRATIONS DURING CONSTRUCTION[a]

| Receptor Type | Chronic Non-Cancer HI | Project-Level Incremental Cancer Risk (per million) | Project-Level PM2.5 Concentration ($\mu g/m^3$) |
|---|---|---|---|
| Residential | <0.01 | 3.18 | 0.04 |
| Daycare/Pre-School[b] | <0.01 | 0.25 | 0.02 |
| School[c] | <0.01 | 0.07 | 0.01 |
| Park/Recreational Facility | <0.01 | 0.01 | <0.01 |
| BAAQMD Thresholds | 1.0 | 10 | 0.3 |

[a] Assumes implementation of SCA AIR-1 (see Attachment A to this memorandum). Consistent with BAAQMD and OEHHA guidance, the results represent the worst case predicted health risk for the modeled receptors.

[b] Includes churches. Per BAAQMD guidance, uses 8-hour moderate intensity breathing rates.

[c] Includes elementary schools, high schools, and charter schools. Per BAAQMD guidance, uses 8-hour moderate intensity breathing rates.

FIGURE 1

UNITED STATES CONSTRUCTION EQUIPMENT SALES (2000-2016)[5]

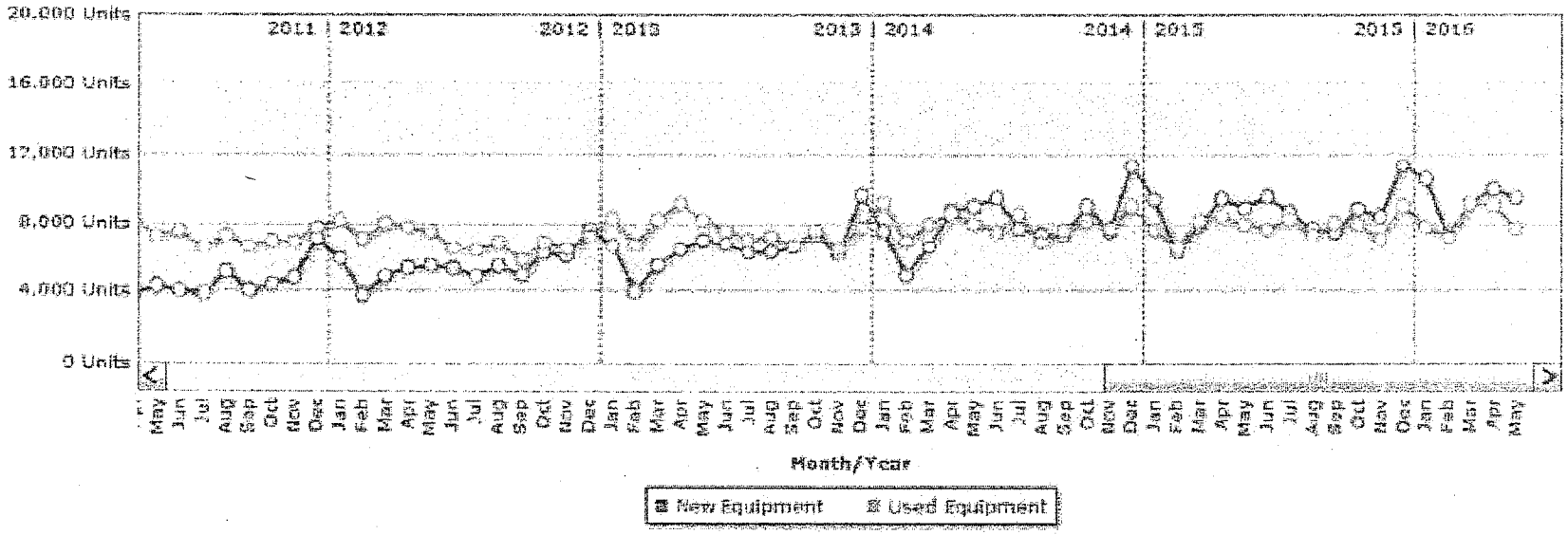


[5] EDAdata 2016. EDA. Industry Insight. Available: http://www.edadata.com/resources/industrysight/construction.aspx. Accessed: July 29, 2016.

FIGURE 2

UNITED STATES EXCAVATOR EQUIPMENT SALES (2006-2015)[6]

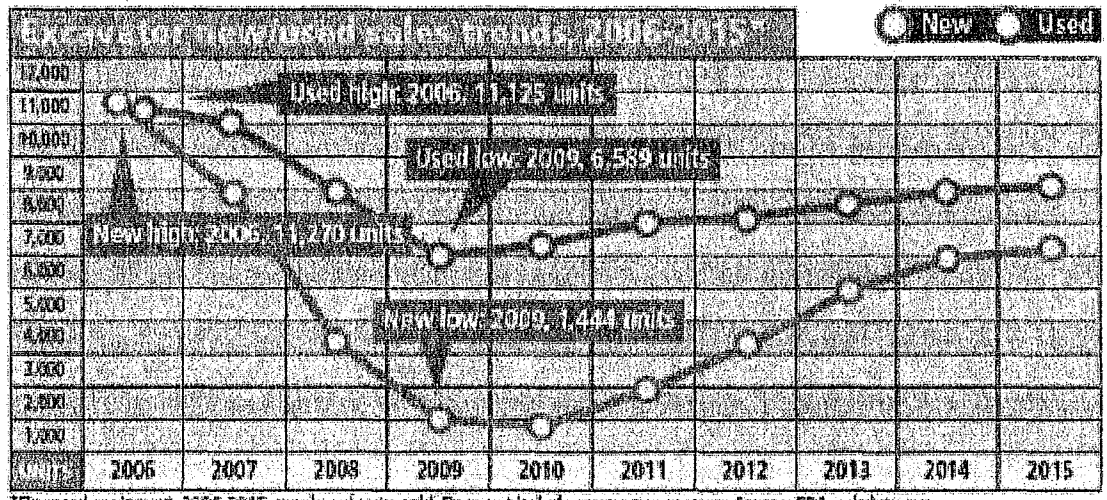


*Financed equipment, 2006-2015, number of units sold. Does not include compact excavators. Source: EDA, edadata.com

[6] Equipment World 2016. Equipment World. Infographic: Excavator sales and buyer trends. Available: http://www. equipmentworld.com/infographic-excavator-sales-and-buyer-trends. Accessed: July 29, 2016.

FIGURE 3

UNITED STATES WHEEL LOADER EQUIPMENT SALES (2006-2015)[7]

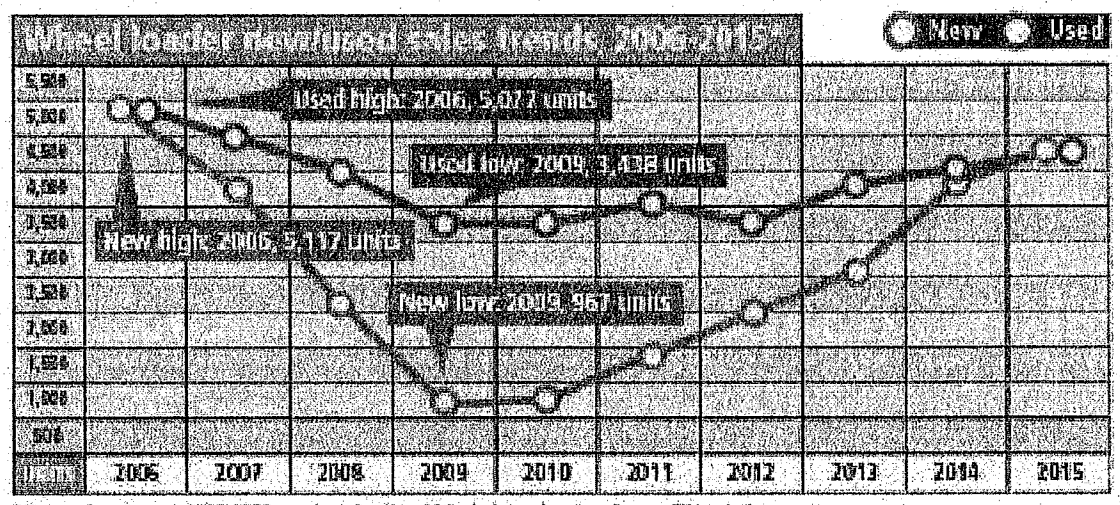


*Financed equipment, 2006-2015, number of units sold. Includes tool carriers. Source: EDA, edaohio.com

[7] Equipment World 2016. Equipment World. Infographic: Wheel loader sales and buyer trends. Available: http://www. equipmentworld.com/infographic-wheel-loader-sales-and-buyer-trends. Accessed: July 29, 2016.

# **Attachment A.** Project Construction Emission Inventory

TABLE A-1
EMISSIONS FROM CONSTRUCTION WITH IMPLEMENTATION OF SCA AIR-1 (AVERAGE LBS PER DAY)[a, b]

| Construction Year (phase) | ROG | $NO_x$ | CO | PM10 | PM2.5 |
|---|---|---|---|---|---|
| **Project** | | | | | |
| Average Daily Construction Emissions | 8.4 | 3.0 | 24.3 | 17.8 | 4.5 |
| City of Oakland Thresholds | 54 | 54 | - | 82 | 54 |
| **Significant (Yes or No)?** | **No** | **No** | - | **No** | **No** |

[a] Emissions are average daily pounds per day during the project's anticipated approximate 24-month construction period, which includes 521 working days.

[b] Emissions include implementation of SCA AIR-1, subsections (k) watering, and (w) Tier 4 engines. The modeling applies a 69 percent reduction to PM10 and PM2.5 dust during active grading, per the Western Regional Air Partnership Fugitive Dust Handbook. (Available: http://www.wrapair.org/forums/dejf/fdh/content/FDHandbook_Rev_06.pdf). ROG, $NO_x$, CO, PM10, and PM2.5 exhaust emissions are based on Tier 4 emission rates, per CalEEMod. All off-road and on-road diesel vehicles were also assumed to use diesel HPR. Reductions achieved with use of diesel HPR are based on the National Renewable Energy Laboratory's February 2012 test summary report. (Available at: http://dieselhpr.com/assets/media/DieselHPR_Fuel_Specification.pdf). Other strategies outlined under SCA-AIR-1 would further reduce emissions beyond those reported in this table. Reductions were not quantified for these strategies since they are either implemented as feasible or may overlap with reductions estimated for subsections (k) and (w).

**Attachment B.** June 22, 2016 Response to the Comment Letter from Adams Broadwell Joseph & Cardozo dated May 31, 2016

# Memorandum

| | |
|---|---|
| **Date:** | June 22, 2016 |
| **To:** | Peterson Z. Vollmann, City of Oakland |
| **From:** | ICF International |
| **Subject:** | **226 13th Street Project – Response to Comment Letter from Adams Broadwell Joseph & Cardozo** |

The CEQA Analysis for the 226 13th Street Project was published on May 16, 2016. This memorandum provides responses to the letter providing comments on the CEQA Analysis for the 226 13th Street Project (PLN15-320) prepared by Adams Broadwell Joseph & Cardozo dated May 31, 2016 (hereafter, "Adams Broadwell letter"), as well as the technical comments prepared by Matt Hagemann and Jessie Jaeger, which were attached to that letter (hereafter, "SWAPE letter"). The responses are organized into the following topics, which correspond with the topics in the Adams Broadwell letter:

A) Consistency with the CEQA Addendum and Exemption Requirements

B) Adequacy of the Project-Specific Health Risk from Diesel Particulate Matter (DPM) Analysis and Mitigation

C) Adequacy of the Project-Specific Construction Emissions Analysis and Mitigation[1]

## Section A. Response to Comment Regarding the Consistency with the CEQA Addendum and Exemption Requirements

*Section II. of the Adams Broadwell letter asserts that the City may not rely on previous environmental analysis for project approval. Specifically, the Adams Broadwell letter asserts that the project is not consistent with CEQA Addendum and Exemption requirements. Therefore, the project allegedly would result in new or more severe significant impacts than were analyzed in the Lake Merritt Station Area Plan Environmental Impact Report (LMSAP EIR).*[2]

[1] There are two portions of the Adams Broadwell letter that are labeled Section B. To avoid confusion, this section is referred to as Section C in this memorandum.

[2] The City of Oakland (City) certified an EIR for the LMSAP in November 2014, pursuant to CEQA. The LMSAP EIR can be obtained from the City of Oakland Bureau of Planning at 250 Frank H. Ogawa Plaza, Suite 2114, Oakland, California 94612, and/or located at http://www2.oaklandnet.com/Government/o/PBN/OurServices/Application/DOWD009157.

**RESPONSE:** The LMSAP EIR analyzed the environmental impacts of the adoption and implementation of the LMSAP at full build out and provided project-level review for reasonably foreseeable development, such as the project. The City Council certified the LMASP EIR in accordance with CEQA in November 2014. There was no CEQA lawsuit challenging the certification of the LMSAP EIR and the analysis now is presumptively valid under California law. Since that certification, the City has created and relied upon a framework for analyzing projects within the LMSAP area called "CEQA Analysis," which separately and independently provides a basis for CEQA compliance. This framework relies on the following applicable streamlining/tiering and addendum sections of CEQA:

- Community Plan Exemption—CEQA Guidelines Section 15183, which allows streamlined environmental review for projects that are "consistent with the development density established by existing zoning, community plan or general plan policies for which an EIR was certified, except as might be necessary to examine whether there are project specific significant effects which are peculiar to the project or its site." Section 15183(c) specifies that "if an impact is not peculiar to the parcel or to the proposed project, has been addressed as a significant effect in the prior EIR, or can be substantially mitigated by the imposition of uniformly applied development policies or standards ... , then an EIR need not be prepared for the project solely on the basis of that impact."
- Qualified Infill Exemption—CEQA Guidelines Section 15183 .3 allows streamlining for certain qualified infill projects by limiting the topics subject to review at the project level, if the effects of infill development have been addressed in a planning level decision, or by uniformly applying development policies or standards. Infill projects are eligible if they are located in an urban area on a site that either has been previously developed or that adjoins existing qualified urban uses on at least 75 percent of the site's perimeter; satisfy the performance standards provided in CEQA Guidelines Appendix M; and are consistent with the general use designation, density, building intensity, and applicable policies specified for the project area in either a sustainable communities strategy or an alternative planning strategy. No additional environmental review is required if the infill project would not cause any new specific effects or more significant effects, or if uniformly applicable development policies or standards would substantially mitigate such effects.
- Addendum—CEQA Guidelines Section 15164 states that an addendum to a certified EIR is allowed when minor changes or additions are necessary and none of the conditions for preparation of a subsequent EIR or Negative Declaration pursuant to Section 15162 are satisfied.

The City has relied upon this LMSAP CEQA Analysis framework since 2014 for at least two other projects so far (i.e. the project at 250 14th Street and the Hampton Inn Project at Franklin and 11th Street) in the LMSAP area, which was approved and went unchallenged. The City also has relied on this CEQA Analysis framework for the Broadway Valdez District Specific Plan area since 2014 and numerous projects have been approved and gone unchallenged. Therefore, not only is this the first comment letter of its kind on the City's CEQA Analysis for LMSAP projects, but the Adams Broadwell letter disregards the City's reliance on separate and independent bases for the project's CEQA compliance. As outlined in detail, the assumptions and conclusions in the project's CEQA Analysis are supported by substantial evidence in accordance with CEQA, while none of the assertions

presented by the Adams Broadwell letter provide credible, persuasive, substantial evidence that the project would result in a new, peculiar, significant environmental impact or a substantial increase in the severity of an environmental impact than determined in the LMSAP EIR. Therefore, the conclusions in the CEQA Analysis are valid and preparation of an EIR is not warranted.

*The Adams Broadwell letter also claims that the Addendum determination is improper because it is too long, in excess of 2,000 pages.*

The length of the CEQA Analysis is not relevant to a determination of whether or not an Addendum is appropriate. The only relevant test is whether any provisions of CEQA Section 15162 can be satisfied. As the CEQA Analysis shows, none of these provisions requiring preparation of a subsequent EIR or Negative Declaration apply to the project. While the Addendum may have been "long," it merely documents the project's consistency with the LMSAP EIR and fulfills CEQA's primary function as a disclosure tool. Its length is primarily a result of the various air quality, GHG and transportation model runs and the document itself is only roughly 150 pages absent these model runs—which CEQA requires.

## Section B. Response to Comment Regarding the Adequacy of the Project-Specific Health Risk from DPM Analysis and Mitigation

*Section B. of the Adams Broadwell letter asserts that the CEQA Analysis fails to assess the health risk impacts from construction-related DPM emissions. The letter also states that the LMSAP EIR deferred the assessment of construction-related health risks to a stage where project-specific impacts and mitigation measures could be determined.*

**SUMMARY RESPONSE:** The following provides a response to SWAPE's comments regarding the need for a construction HRA:

- The LMSAP EIR disclosed that construction-related health risks would be less than significant with implementation of construction-related best management practices identified in SCA A of the LMSAP EIR. These measures are found in SCA AIR-1 in Attachment A of the CEQA Analysis.
- Project construction would not result in a more severe impact than what was disclosed in the LMSAP EIR.
- The LMSAP EIR does not stipulate that a stand-alone HRA is necessary for construction-related impacts.
- There are no additional feasible control measures beyond SCA AIR-1 available to further reduce construction-related diesel particulate matter emissions.
- Preparing an additional construction-related HRA would result in unnecessary and duplicative studies. Nevertheless, in the interest of being conservative, ICF has prepared a detailed HRA to confirm that project construction would not result in significant health impacts.
- The project complies with the streamlining/tiering provisions of CEQA.

**DETAILED RESPONSE:** Impact AIR-3 (construction health risks) was determined to be less than significant in the LMSAP EIR with implementation of SCA A (referred to as SCA AIR-1 in the CEQA Analysis). As stated on page 3.3-39 of the LMSAP EIR, "...SCA A would implement construction-

related Best Management Practices to substantially reduce construction-related impacts to a less-than-significant level."

Construction associated with the project (and other projects in the LMSAP area) would not result in a more severe impact than what was previously disclosed in the LMSAP EIR. Further, as discussed below, there is no evidence that the project would have peculiar or unusual impacts or impacts that are new or more significant than previously analyzed in the LMSAP EIR. The construction health risk has been adequately addressed by the planning-level review and the project's conditions of approval. Furthermore, there is nothing in the LMSAP EIR indicating that a stand-alone health risk assessment for construction-related impacts is required on a project-by-project basis. Preparing a construction-related HRA would result in unnecessary and duplicative studies that would ultimately reach the same conclusions and control measures established in the LMSAP EIR. Nevertheless, in the interest of being conservative, ICF has prepared a detailed HRA, as discussed below, to confirm this conclusion.

Exposure to construction-related DPM was assessed by predicting the excess cancer and non-cancer health risks from construction emissions, as well as the elevated PM2.5 exhaust (diesel and gasoline vehicles) concentrations. The U.S Environmental Protection Agency's AERMOD dispersion model was used to predict hourly PM2.5 (total and diesel only) concentrations at sensitive land uses. Estimates of project-level health risk were modeled using the Hotspots Analysis and Reporting Program Version 2 (HARP2). HARP2 is a software suite used to assist with the programmatic requirements of the Air Toxics "Hot Spots" Program (Assembly Bill 2588). HARP2 incorporates information presented in the Office of Environmental Health Hazard Assessment's (OEHHA) *2015 Air Toxics Hotspots Program Guidance Manual for Preparation of Health Risk Assessments.* The model enables a comprehensive assessment of potential health risks based on the project-specific emission inventory. Inputs to the HARP2 analysis are consistent with Bay Area Air Quality Management District (BAAQMD) guidance in its *Air Toxics NSR Program Health Risk Assessment (HRA) Guidelines* from January 2016.

As noted on page 3.3-39 of the LMSAP EIR, construction health risks would be minimized through application of SCA AIR-1, which indicates that diesel emissions would be minimized through the application of various measures. Specifically, subsections (g) and (h) of SCA AIR-1 minimize idling; subsection (i) ensures that construction equipment is running in proper condition; subsection (j) specifies that portable equipment would be powered by electricity if available; subsection (u) requires that equipment meet emissions and performance requirements; subsection (v) requires the use of low volatile organic compound coatings; subsection (w) requires that equipment and diesel trucks be equipped with Best Available Control Technology; and subsection (x) requires that off-road heavy diesel engines meet the California Air Resources Board's most recent certification standard. The project sponsor would ensure that construction equipment would meet Tier 4 emissions standards and utilize high performance renewable diesel (diesel HPR) in order to comply with subsections (w) and (x); Tier 4 engines and diesel HPR are considered the best available technology. Use of Tier 4 engines and diesel HPR would reduce total PM2.5 exhaust emissions from construction by approximately 78 percent, relative to unmitigated conditions. Construction emissions with and without implementation of SCA AIR-1 are discussed further below and shown in Tables 1 and 2.

Beyond SCA AIR-1, according to ICF, there are no additional feasible control measures available to further reduce construction-related DPM emissions. Accordingly, the HRA was performed based on the project emissions inventory with use of Tier 4 off-road engines and diesel HPR in off-road and on-road diesel vehicles. The results for the HRA are shown in Table 3 and compared to BAAQMD's health risk thresholds. Table 3 presents health risks for the maximum exposed individual (MEI) for each receptor type within the 1,000 feet of the project site. A comparison of primary methodological differences between SWAPE's and ICF's analyses is provided in Attachment A to this memorandum.

As shown in Table 3, construction of the project would not result in cancer, non-cancer, or PM2.5 exhaust concentrations in excess of BAAQMD thresholds. Accordingly, consistent with the conclusion presented in the LMSAP EIR and the CEQA Analysis prepared for the 226 13th Street Project, construction of the project would result in a less-than-significant impact on health risk with implementation of SCA AIR-1.

With respect to compliance with the streamlining/tiering provisions of CEQA, as stated on page 1-5 of the LMSAP EIR,

> *[t]he City intends to use the streamlining/tiering provisions of CEQA to the maximum feasible extent, so that future environmental review of specific projects are expeditiously undertaken without the need for repetition and redundancy, as provided in CEQA Guidelines section 15152 and elsewhere. Specifically, pursuant to CEQA Guidelines Section 15183, streamlined environmental review is allowed for projects that are consistent with the development density established by zoning, community plan, specific plan, or general plan policies for which an EIR was certified, unless such a project would have environmental impacts peculiar/unique to the project or the project site.*

As discussed in Attachment C of the CEQA Analysis prepared for the project, the project is consistent with the land use designation for the site (Central Business District) and the zoning for the site (the north side of the site, fronting 14th Street, is zoned D-LM-2; the south side of the block, fronting 13th Street, is zoned D-LM-4). The intent of the D-LM-2 zone is to create areas for ground-level, pedestrian-oriented active storefront uses, with the upper stories intended for a wide range of office and residential uses. The intent of the D-LM-4 zone is to designate areas for a wide range of residential, commercial, and compatible light industrial uses. Because half of the site fronts onto 14th Street, it is located within the Plan's Commercial Corridor, which seeks to maintain and promote the existing pattern of continuous groundfloor commercial activities and facilities along the corridor. Because half of the site fronts onto 14th Street, it is located within the Plan's Commercial Corridor, which seeks to maintain and promote the existing pattern of continuous ground-floor commercial activities and facilities along the corridor. The proposed project would be consistent with the purposes of these zoning districts and the Commercial Corridor, which are generally intended to create, maintain, and enhance areas of the LMSAP Plan Area for ground level, pedestrian-oriented, active storefront uses. Upper story spaces are intended to be available for a wide range of office and residential activities. The proposed project would develop ground-floor commercial retail space with upper level residential use. Therefore, based on the above, streamlined environmental review is allowed for the project.

More specifically, as discussed on pages 8 and 9 of the CEQA Analysis, the applicable CEQA streamlining and/or tiering code sections are:

- Public Resources Code Section 21166 and State CEQA Guidelines Sections 15162 and 15164 (Subsequent EIRs, Supplements and Addenda to an EIR or Negative Declaration), state that an

addendum to a certified EIR is allowed when minor changes or additions are necessary, and none of the conditions for preparation of a subsequent EIR or Negative Declaration per Sections 15162 and 15164 are satisfied.

- Public Resources Code Section 21083.3 and State CEQA Guidelines Section 15183 (Projects Consistent with a Community Plan or Zoning), which allow streamlined environmental review for projects that are "consistent with the development density established by existing zoning, community plan, or general plan policies for which an EIR was certified, except as might be necessary to examine whether there are project-specific significant effects that are peculiar to the project or its site."
- Public Resources Code Section 21094.5 and State CEQA Guidelines Section 15183.3 (Streamlining for Infill Projects) allow streamlining for certain qualified infill projects by limiting the topics that are subject to review at the project level, provided the effects of infill development have been addressed in a planning-level decision or by uniformly applicable development policies.
- State CEQA Guidelines Section 15168 (Program EIRs) and Section 15180 (Redevelopment Projects) provide that the 2011 Redevelopment Plan Amendments EIR can be used as a Program EIR in support of streamlining and/or tiering provisions under CEQA. The 2011 Redevelopment Plan Amendments EIR is a Program EIR for streamlining and/or tiering provisions by State CEQA Guidelines Section 15168. The section defines the "program EIR" as one prepared on a series of actions that can be characterized as one large project and are related geographically and by other shared characteristics. Section 15168 continues that "subsequent activities in the program EIR must be examined in the light of the program EIR to determine whether an additional environmental document must be prepared." If the agency finds that, pursuant to State CEQA Guidelines Section 15162, no new effects could occur or no new mitigation measures would be required, the agency can approve the activity as being within the scope of the project covered by the program EIR and no new environmental document would be required. Furthermore, State CEQA Guidelines Section 15180 specifies that if a certified redevelopment plan EIR is prepared, no subsequent EIRs are required for individual components of the redevelopment plan unless a subsequent EIR or supplement to the EIR would be required by Section 15162 or 15163.

Because the project is consistent with the CEQA streamlining provisions discussed above and the CEQA Analysis is appropriately tiered from the LMSAP EIR, the control measures outlined in SCA AIR-1 represent all feasible mitigation.

*The Adams Broadwell letter also asserts that the guidance set forth by the Office of Environmental Health Hazard Assessment (OEHHA), which recommends that all short term-projects lasting longer than two months be evaluated for cancer risks to nearby sensitive receptors, is applicable to the project.*

**RESPONSE:** The Adams Broadwell letter incorrectly suggests that OEHHA's recommended methodology is a formal part of the BAAQMD's applicable guidance. In fact, the OEHHA has no binding authority on the project that would require a stand-alone construction HRA for the project. Regardless of the use of OEHHA's recommended methodology, which describes how an HRA should be conducted, a stand-alone construction HRA for the project is not required for the

abovementioned reasons. Nevertheless, in the interest of being conservative, ICF has prepared a detailed HRA, as shown in Table 3, to confirm that project construction would not result in significant health impacts.

*The Adams Broadwell letter, based on the screening-level health risk assessment included in the SWAPE letter, asserts that the project would result in previously undisclosed significant impacts.*

**RESPONSE:** Impact AIR-3 (construction health risks) was determined to be less than significant in the LMSAP EIR with implementation of SCA AIR-1, which included the use of best available control technologies for all construction equipment, diesel trucks, and generators, as well as diesel engines that meet the California Air Resources Board's most recent certification standard, which are currently Tier 4. The LMSAP EIR was publically reviewed and the impact conclusions certified by the City. Consistent with CEQA Guidelines, the project tiers from the analysis completed for the LMSAP EIR and likewise concludes that construction-related health risks would be less than significant with implementation of SCA AIR-1. As noted above, the project sponsor would ensure that construction equipment would meet Tier 4 emissions standards and use diesel HPR in order to comply with subsections (w) and (x) of SCA AIR-1; Tier 4 engines and diesel HPR are considered the best available technology. Use of Tier 4 engines and diesel HPR would reduce total PM2.5 exhaust emissions from construction by approximately 78 percent relative to unmitigated conditions.

*The Adams Broadwell letter, based on the list of mitigation measures in the SWAPE letter, lists mitigation measures that could be incorporated to reduce DPM exposure above and beyond SCA AIR-1 (SCA 19).*

**RESPONSE:** Subsections (w) and (x) of SCA AIR-1 requires that equipment and diesel trucks be equipped with Best Available Control Technology and that off-road heavy diesel engines meet the California Air Resources Board's most recent certification standard. The project sponsor would ensure that construction equipment would meet Tier 4 emissions standards and use diesel HPR in order to comply with subsections (w) and (x); Tier 4 engines and diesel HPR are considered the best available technology. Use of Tier 4 engines and diesel HPR in all off-road equipment would meet or exceed reductions achieved by measures outlined by SWAPE (diesel particulate filters, ultra-low sulfur diesel fuel, and engine replacement).

## Section C. Response to Comment Regarding the Adequacy of the Project-Specific Construction Emissions Analysis and Mitigation

*The Adams Broadwell letter and the SWAPE letter assert that the air quality and GHG analysis used unsubstantiated input parameters to estimate project emissions.*

**SUMMARY RESPONSE:** The following provides a response to SWAPE's comments regarding the GHG calculations in the CEQA Analysis:

- Construction emission were estimated using the project-specific assumptions provided by the project sponsor.
- Vehicle emission factors for the construction analysis were obtained from the ARB's EMFAC2014 model. The model outputs are provided as Attachment B to this memorandum.

- CalEEMod defaults were used as a surrogate for operational assumptions where project-specific details were unavailable.
- Use of CalEEMod defaults to inform emissions analysis is typical practice in the LMSAP area and accepted by the BAAQMD when project-level details are unavailable.
- The GHG analysis relies on PG&Es forecasted carbon dioxide ($CO_2$) emission factor for 2019.
- The project does not exceed BAAQMD criteria pollutant thresholds during construction or operation and, therefore, additional mitigation is not required.
- The project does not meet the conditions outlined in the City's SCA 38 and, therefore, a GHG Reduction Plan is not required.

**DETAILED RESPONSE:** The Greenhouse Gases and Climate Change Screening Analysis prepared for the project by ICF is included as Appendix E-1 to the CEQA Analysis. Construction related criteria pollutant and GHG emissions were estimated using project-specific assumptions that were provided by the project applicant. Consistent with air district recommendations, the project-level assumptions was used in place of CalEEMod defaults since they represent the best available information for characterizing actual construction activities and associated emissions. The CalEEMod runs performed by SWAPE include additional equipment that vastly (and falsely) overstated the equipment of the project. For example, the architectural coating assumptions in SWAPE's CalEEMod run also overstate the actual square footage that would be coated. Page 23 of SWAPE's CalEEMod output indicates that 446,002 square feet of residential indoor space, 148,667 square feet of residential outdoor space, 136,935 square feet of non-residential indoor space, and 45,645 square feet of non-residential outdoor space would be coated (total of 777,249 square feet). The project would construct 220,248 square feet of residential space and 12,090 of non-residential space. Assuming a scaling factor for surface painting of 2.7 for residential construction and 2 for non-residential construction, and that 75 percent of the building square footage would be exterior and the remaining 25 percent interior,[3] ICF calculates a total of 618,850 square feet for architectural coatings.[4]

The modeling assumptions, such as the amount of paving square footage, associated with the criteria air pollutant and GHG analysis were based on the best information from the project applicant available at the time the analysis was prepared. As stated on page 26 of the CEQA Analysis, a drill rig would be required during shoring and caissons. The need for a drill rig was determined subsequent to when the construction data and the criteria air pollutant and GHG analysis were developed. Accordingly, emissions have been recalculated to include a drill rig operating during Phase 3, Mass Excavation. Reactive organic gases (ROG) emissions associated with architectural coatings and re-entrained road dust have also been added to the analysis to better reflect actual construction activities. In addition, the off-road equipment inventory has also been reviewed by the project construction managers and refined to better reflect actual construction activities, based on best available information. The refined off-road equipment inventory, which reflects revisions to the operational schedule, is included in Attachment C to this memorandum. The results of the analysis

---

[3] Refer to CalEEMod Users Guide, Appendix A, pages 15-16.

[4] 148,667 square feet of residential indoor space, 446,002 square feet of residential outdoor space, 6,045 square feet of non-residential indoor space, and 18,135 square feet of non-residential outdoor space.

are provided in Tables 1 and 2, where Table 1 presents unmitigated emissions and Table 2 presents emissions with implementation of SCA AIR-1. As shown, emissions would not exceed BAAQMD thresholds of significance, both with and without implementation of SCA AIR-1.

Operational emissions were estimated using vehicle trip generation rates developed by Fehr & Peers and CalEEMod defaults. Use of CalEEMod defaults to inform emissions analysis is typical practice in the LMSAP area and accepted by the BAAQMD when project-level details are unavailable. The $CO_2$ emissions intensity for electricity consumption was updated to reflect emissions benefits of the Renewables Portfolio Standard (RPS). The $CO_2$ emission factor was drawn from PG&E's *Greenhouse Gas Emission Factor: Guidance for PG&E Customers.*[5] PG&E presents two options for using the guidance to inform emissions analyses for future years: utilize an average of the five most recent coefficients available or use the emission factor forecast from the California Public Utilities Commission (CPUC). ICF elected to use the later approach, and as such, incorporates the 2019 emission factor identified in PG&E's guidance, which is based on the CPUC forecast.[6]

The operational GHG emissions analysis indicates that project does not meet the conditions outlined in the City's SCA 38 and, therefore, a GHG Reduction Plan is not required.

*The SWAPE letter includes an updated construction analysis that, according to SWAPE, demonstrates that the project would result in a significant impact related to volatile organic compounds (VOC).*

**SUMMARY RESPONSE:** The following provides a response to SWAPE's comments regarding the GHG calculations in the CEQA Analysis:

- SWAPE's analysis incorrectly overstated the construction equipment to be used during construction of the project.
- The results in SWAPE's analysis grossly overstate construction-related emissions.
- The project does not exceed BAAQMD criteria pollutant thresholds during construction or operation and, therefore, additional mitigation is not required.

**DETAILED RESPONSE:** As noted above, the CalEEMod runs performed by SWAPE include additional equipment that vastly (and falsely) overstated the equipment to be used during construction of the project. The square footage assumed in the architectural coating phases also overestimates actual building space. Based on the updated emissions analysis performed by ICF that includes architectural coatings and drill rig emissions (shown above), construction-related emissions would not exceed any of BAAQMD's construction thresholds, and mitigation to reduce construction-related emissions is not necessary.

*The Adams Broadwell letter, based on the list of mitigation measures in the SWAPE letter, lists mitigation measures that could be incorporated to reduce VOC emissions.*

---

[5] Available here: https://www.pge.com/includes/docs/pdfs/shared/environment/calculator/pge_ghg_emission_factor_info_sheet.pdf.

[6] PG&E's guidance provides a 2019 emission factor of 307 pounds per megawatt-hour, whereas the modeling uses 309 pounds per megawatt-hour.

**RESPONSE:** Construction of the project would not exceed BAAQMD's ROG threshold, and as such, no mitigation is required. However, best management practices implemented pursuant to SCA AIR-1 would reduce construction-related ROG emissions. Specifically, subsection (v) requires the use of low VOC (i.e., ROG) coatings. Additional requirements to use electric-powered equipment, best available control technology and engines meeting the most recent certification standard (e.g., Tier 4) would reduce exhaust-related ROG emissions.

TABLE 1
EMISSIONS FROM CONSTRUCTION WITHOUT IMPLEMENTATION OF SCA AIR-1 (AVERAGE LBS PER DAY)[a]

| Construction Year (phase) | ROG | $NO_x$ | CO | PM10 | PM2.5 |
|---|---|---|---|---|---|
| **Project** | | | | | |
| Average Daily Construction Emissions | 8.8 | 7.3 | 24.2 | 18.4 | 4.7 |
| City of Oakland Thresholds | 54 | 54 | - | 82 | 54 |
| Significant (Yes or No)? | No | No | - | No | No |

[a] Emissions are average daily pounds per day during the project's anticipated approximate 24-month construction period, which includes 521 working days.

Note: See Attachment D to this memorandum.

TABLE 2
EMISSIONS FROM CONSTRUCTION WITH IMPLEMENTATION OF SCA AIR-1 (AVERAGE LBS PER DAY)[a, b]

| Construction Year (phase) | ROG | $NO_x$ | CO | PM10 | PM2.5 |
|---|---|---|---|---|---|
| **Project** | | | | | |
| Average Daily Construction Emissions | 8.4 | 3.0 | 24.3 | 17.8 | 4.5 |
| City of Oakland Thresholds | 54 | 54 | - | 82 | 54 |
| Significant (Yes or No)? | No | No | - | No | No |

[a] Emissions are average daily pounds per day during the project's anticipated approximate 24-month construction period, which includes 521 working days.

[b] Emissions include implementation of SCA AIR-1, subsections (k) watering, and (w) Tier 4 engines. The modeling applies a 69 percent reduction to PM10 and PM2.5 dust during active grading, per the Western Regional Air Partnership Fugitive Dust Handbook. (Available: http://www.wrapair.org/forums/dejf/fdh/content/FDHandbook_Rev_06.pdf). ROG, $NO_x$, CO, PM10, and PM2.5 exhaust emissions are based on Tier 4 emission rates, per CalEEMod. All off-road and on-road diesel vehicles were also assumed to use diesel HPR. Reductions achieved with use of diesel HPR are based on the National Renewable Energy Laboratory's February 2012 test summary report. (Available at: http://dieselhpr.com/assets/media/DieselHPR_Fuel_Specification.pdf). Other strategies outlined under SCA-AIR-1 would further reduce emissions beyond those reported in this table. Reductions were not quantified for these strategies since they are either implemented as feasible or may overlap with reductions estimated for subsections (k) and (w).

Note: See Attachment D to this memorandum.

TABLE 3
PROJECT-LEVEL CANCER AND CHRONIC (HI) RISKS AND PM2.5 CONCENTRATIONS DURING CONSTRUCTION[a]

| Receptor Type | Chronic Non-Cancer HI | Project-Level Incremental Cancer Risk (per million) | Project-Level PM2.5 Concentration ($\mu g/m^3$) |
|---|---|---|---|
| Residential | <0.01 | 3.18 | 0.04 |
| Daycare/Pre-School[b] | <0.01 | 0.25 | 0.02 |
| School[c] | <0.01 | 0.07 | 0.01 |
| Park/Recreational Facility | <0.01 | 0.01 | <0.01 |
| BAAQMD Thresholds | 1.0 | 10 | 0.3 |

[a] Assumes implementation of SCA AIR-1 (see Table 2). Consistent with BAAQMD and OEHHA guidance, the results represent the worst case predicted health risk for the modeled receptors.

[b] Includes churches. Per BAAQMD guidance, uses 8-hour moderate intensity breathing rates.

[c] Includes elementary schools, high schools, and charter schools. Per BAAQMD guidance, uses 8-hour moderate intensity breathing rates.

# Attachment A. Comparison of SWAPE's and ICF's HRA Assumptions

This attachment compares key modeling assumptions in SWAPE's and ICF's construction HRA. Table A-1 provides a general overview of the differences in the modeling methodologies. The following tables compare specific health risk modeling parameters, with Table A-2 showing SWAPE's assumptions and Table A-3 showing ICF's assumptions.

**Table A-1. Summary of Key Modeling Parameters between SWAPE's and ICF's HRA**

| Parameter | SWAPE | ICF | Notes |
|---|---|---|---|
| Dispersion model | AERSCREEN | AERMOD | **HRA assumptions are inconsistent between SWAPE and ICF.** AERSCREEN is a screening-level model that produces a "worst-case" assessment of pollutant concentrations. AERMOD is a comprehensive modeling platform that incorporates air dispersion based on planetary boundary layer turbulence structure and scaling concepts, including treatment of both surface and elevated sources, and both simple and complex terrain. Accordingly, AERMOD is capable of providing more refined concentration results based on project-specific conditions |
| Constitute of PM modeled | PM10 | PM2.5 | **HRA assumptions are inconsistent between SWAPE and ICF.** BAAQMD categorizes PM2.5 exhaust from diesel equipment and vehicles as DPM (see BAAQMD CEQA Guidelines, Page 8-7). Accordingly, consistent with BAAQMD, the HRA should utilize PM2.5 diesel exhaust in the concentration modeling when calculating incremental effects on cancer risk. |
| Total DPM mass emissions | 897.2 pounds | 6.1 pounds | **HRA assumptions are inconsistent between SWAPE and ICF.** SWAPE's emissions are total (gasoline, diesel, dust) PM10 (see above), include additional equipment added by SWAPE that do not reflect project-specific activity, and do not include implementation of mitigation (Tier 4 engines, diesel HPR). ICF's emissions are from PM2.5 diesel exhaust (per BAAQMD guidance), reflect the project-specific equipment inventory, as provided by the project engineers, and include mitigation (Tier 4 engines, diesel HPR) |
| DPM mass emissions rate | 0.00647 g/s | 0.0002 g/s | **HRA assumptions are inconsistent between SWAPE and ICF.** SWAPE's emission rate uses incorrect DPM emissions (see above) and assumes a construction duration of 728 days. ICF's emission rate uses correct DPM emissions and assumes 521 working days, consistent with the construction activity anticipated for the project. |
| Source type | Area | Area | HRA assumptions are consistent between SWAPE and ICF. |
| Source size | 1.4 acres | 1.4 acres | HRA assumptions are consistent between SWAPE and ICF. |
| Source release height | 3 meters | 5 meters | **HRA assumptions are inconsistent between SWAPE and ICF.** Source for SWAPE's assumption is not provided. It should be noted that South Coast Air Quality |

| | | | |
|---|---|---|---|
| | | | Management District recommends using a release height of 5 meters for off-road construction equipment. The higher release is more representative because takes into account the plume rise of the equipment. |
| Initial vertical dimension | 1.5 meters | 2.33 meters | **HRA assumptions are inconsistent between SWAPE and ICF.** Source for SWAPE's assumption is not provided. ICF assumed 2.33 meters per EPA's Transportation Conformity Guidance for Quantitative Hot-spot Analyses in PM2.5 and PM10 Nonattainment and Maintenance Areas. |
| Dispersion coefficient | Urban | Urban | HRA assumptions are consistent between SWAPE and ICF. |
| Metrological data | Worst-case model defaults | Five-year surface and upper air conditions from the Oakland International Airport (provided by NOAA) | **HRA assumptions are inconsistent between SWAPE and ICF.** AERSCREEN model defaults utilized by SWAPE assume worst-case wind speed and directional distribution conditions. The Oakland Airport meteorological data utilized by ICF reflect actual meteorological conditions at the project site, and therefore produce a more accurate estimate of DPM concentrations at offsite receptor locations. |
| Cancer risk calculation method | Excel | HARP2 | **HRA assumptions are inconsistent between SWAPE and ICF.** The HARP2 is a software suite used to assist with the programmatic requirements of the Air Toxics "Hot Spots" Program (Assembly Bill 2588). HARP2 incorporates information presented in OEHHA's 2015 Air Toxics Hotspots Program Guidance Manual for Preparation of Health Risk Assessments. The model enables a comprehensive assessment of potential cancer risk and considers exposure pathways beyond just inhalation (see Tables A-2 and A-3 below). |
| Exposure pathways elevated | Inhalation | Inhalation, soil, dermal, mothers milk | ICF's analysis incorporations additional mandatory minimum exposure pathways, providing for a more comprehensive assessment of potential health risks. |
| Exposure parameters | See Table A-2. | See Table A-3. | |

**Table A-2. Available Cancer Exposure Parameters from SWAPE's HRA**

| Parameter | Description | Units | Adult | Child | Infant |
|---|---|---|---|---|---|
| Cair | Concentration | µg/m3 | 0.9825 | 0.9825 | 0.9825 |
| DBR | Daily breathing rate | L/kg-day | 233 | 572 | 1090 |
| EF | Exposure Frequency | days/year | 365 | 365 | 365 |
| ED | Exposure Duration | years | 14 | 14 | 2 |
| AT | Averaging Time | days | 25550 | 25550 | 25550 |
| Inhaled Dose | | (mg/kg-day) | 4.6E-05 | 1.1E-04 | 3.1E-05 |
| CPF | Cancer Potency Factor | 1/(mg/kg-day) | 1.1 | 1.1 | 1.1 |
| ASF | Age Sensitivity Factor | - | 1 | 3 | 10 |

**Table A-3. Cancer Exposure Parameters from ICF's HRA**

| Parameter | Assumption |
|---|---|
| Annual DPM Emissions from Construction | 3.066313 pounds per year |
| Health Impacts Considered | Cancer, Chronic, Acute |
| Receptor Types Considered | Individual Resident, Student, Preschool student, Recreational |
| Annual Average Ambient Concentration at Worst Case Residential Receptor | 4.04E-02 ug/m$^3$ |
| Pathways | Inhalation, soil, dermal, mother's milk |
| Intake Rate for Cancer Risk | High-end point estimate (95th percentile) for the two driving exposure pathways and mean (65th percentile) point estimate for other pathways (OEHHA derived). |
| Exposure Duration | 2 years |
| Initial Age of Exposure | -0.25 (3rd Trimester) year |
| Pollutant Deposition Rate for non-inhalation pathways | 0.02 m/s |
| Fraction of Time at Home, Residential Receptors | |
| 3rd Trimester | 1 |
| 0-2 years | 1 |
| 2-9 years | 1 |
| 2-16 years | 1 |
| 16-30 years | 0.73 |
| 16-70 years | 0.73 |
| Source | BAAQMD/OEHHA recommendations for cases with schools within a 1/million cancer risk |
| Mean Breathing Rate (L/kg-day) , Residential Receptors | |
| 3rd Trimester | 225 |
| 0-2 years | 658 |

| Parameter | Assumption |
|---|---|
| 2-9 years | 535 |
| 2-16 years | 452 |
| 16-30 years | 210 |
| 16-70 years | 185 |
| Source | BAAQMD/OEHHA recommendation |
| High-End Breathing Rate (L/kg-day), Residential Receptors | |
| 3rd Trimester | 361 |
| 0-2 years | 1090 |
| 2-9 years | 861 |
| 2-16 years | 745 |
| 16-30 years | 335 |
| 16-70 years | 290 |
| Source | BAAQMD/OEHHA recommendation (95th Percentile) |
| Risk Factors | |
| Age Sensitivity Factors | OEHHA default per HARP 2 |
| Inhalation Cancer Potency Factor | 1.1 $(mg/kg\text{-}day)^{-1}$ |
| Inhalation Chronic REL | 5 |
| Soil Intake Rate | OEHHA default per HARP 2 |
| Dermal Loading Factor | OEHHA default per HARP 2 |
| Mother's Milk Intake Rate | OEHHA default per HARP 2 |

# Attachment B. EMFAC Data

EMFAC2014 (v1.0.7) Emission Rates
Region Type: County
Region: Alameda
Calendar Year: 2016, 2017, 2018
Season: Annual
Vehicle Classification: EMFAC2011 Categories
Units: miles/day for VMT, trips/day for Trips, g/mile for RUNEX, PMBW and PMTW, g/trip for STREX, HTSK and RUNLS, g/vehicle/day for IDLEX, RESTL and DIURN

| Region | CalYr | VehClass | VMT | ROG_RUNEX | CO_RUNEX | NOx_RUNEX | CO2_RUNEX | PM10_RUNEX | PM10_PMTW | PM10_PMBW | PM2_5_RUNEX | PM2_5_PMTW | PM2_5_PMBW | SOx_RUNEX |
|---|---|---|---|---|---|---|---|---|---|---|---|---|---|---|
| Alameda | 2016 | LDA | 21838872.07 | 0.028153967 | 1.088094928 | 0.107667748 | 316.4432184 | 0.001849217 | 0.008000002 | 0.036750011 | 0.001702908 | 0.002000001 | 0.015750005 | 0.003176859 |
| Alameda | 2016 | LDA | 208488.6785 | 0.043787975 | 0.389930257 | 0.320056455 | 309.4928503 | 0.028965782 | 0.008000002 | 0.036750011 | 0.027712735 | 0.002000001 | 0.015750005 | 0.00295461 |
| Alameda | 2016 | LDT1 | 1846101.746 | 0.069040148 | 2.339853044 | 0.242983472 | 364.8518738 | 0.003310369 | 0.008000002 | 0.036750011 | 0.003052838 | 0.002000001 | 0.015750005 | 0.003681273 |
| Alameda | 2016 | LDT1 | 2015.536977 | 0.226531923 | 1.310566339 | 1.376010053 | 399.3036913 | 0.178656358 | 0.008000002 | 0.036750011 | 0.170927763 | 0.002000001 | 0.015750005 | 0.003812 |
| Alameda | 2016 | LDT2 | 7691826.014 | 0.030612911 | 1.258758094 | 0.162718787 | 422.1993167 | 0.001652689 | 0.008000002 | 0.036750011 | 0.001521801 | 0.002000001 | 0.015750005 | 0.004235285 |
| Alameda | 2016 | LDT2 | 10229.86172 | 0.016666479 | 0.134446177 | 0.061570649 | 376.6299498 | 0.005937245 | 0.008000002 | 0.036750011 | 0.005680403 | 0.002000001 | 0.015750005 | 0.003595543 |
| Alameda | 2016 | MDV | 4559964.787 | 0.058026055 | 2.022038391 | 0.287797552 | 548.8931008 | 0.001902204 | 0.008000002 | 0.036750011 | 0.001752685 | 0.002000001 | 0.015750005 | 0.005512986 |
| Alameda | 2016 | MDV | 59042.70295 | 0.018086078 | 0.219364856 | 0.078261339 | 497.2748408 | 0.009900361 | 0.008000002 | 0.036750011 | 0.009472076 | 0.002000001 | 0.015750005 | 0.004747294 |
| Alameda | 2017 | LDA | 22270741.14 | 0.02300913 | 0.956427105 | 0.094362069 | 308.6536463 | 0.001802068 | 0.008000002 | 0.036750011 | 0.0016585 | 0.002000001 | 0.015750005 | 0.00309685 |
| Alameda | 2017 | LDA | 222225.2608 | 0.038512439 | 0.356979308 | 0.269404336 | 301.0629031 | 0.024980801 | 0.008000002 | 0.036750011 | 0.023900142 | 0.002000001 | 0.015750005 | 0.002874133 |
| Alameda | 2017 | LDT1 | 1821823.792 | 0.055424141 | 2.026928087 | 0.211837379 | 357.5872158 | 0.003040444 | 0.008000002 | 0.036750011 | 0.002801353 | 0.002000001 | 0.015750005 | 0.003603361 |
| Alameda | 2017 | LDT1 | 1897.433546 | 0.215806857 | 1.246155913 | 1.302236072 | 393.6034646 | 0.170093891 | 0.008000002 | 0.036750011 | 0.162735704 | 0.002000001 | 0.015750005 | 0.003757583 |
| Alameda | 2017 | LDT2 | 7837406.794 | 0.025647081 | 1.112780349 | 0.140787984 | 411.6232107 | 0.001647927 | 0.008000002 | 0.036750011 | 0.001516537 | 0.002000001 | 0.015750005 | 0.00412724 |
| Alameda | 2017 | LDT2 | 11474.66511 | 0.016029878 | 0.132516595 | 0.054412074 | 369.3217329 | 0.005474822 | 0.008000002 | 0.036750011 | 0.005237984 | 0.002000001 | 0.015750005 | 0.003525774 |
| Alameda | 2017 | MDV | 4595336.852 | 0.053086593 | 1.876583669 | 0.260414494 | 538.2104141 | 0.001897967 | 0.008000002 | 0.036750011 | 0.00174841 | 0.002000001 | 0.015750005 | 0.005403874 |
| Alameda | 2017 | MDV | 66990.00511 | 0.016804243 | 0.215679746 | 0.068588519 | 485.7123699 | 0.0088023 | 0.008000002 | 0.036750011 | 0.008421516 | 0.002000001 | 0.015750005 | 0.004636911 |
| Alameda | 2018 | LDA | 22412837.21 | 0.018625242 | 0.842990127 | 0.082870129 | 300.6720942 | 0.00178505 | 0.008000002 | 0.036750011 | 0.00164196 | 0.002000001 | 0.015750005 | 0.003015239 |
| Alameda | 2018 | LDA | 233260.3212 | 0.03429458 | 0.330558341 | 0.227068832 | 292.9033727 | 0.021806858 | 0.008000002 | 0.036750011 | 0.020863503 | 0.002000001 | 0.015750005 | 0.002796237 |
| Alameda | 2018 | LDT1 | 1780689.977 | 0.042555126 | 1.739044713 | 0.183542027 | 349.5317359 | 0.002816359 | 0.008000002 | 0.036750011 | 0.002592085 | 0.002000001 | 0.015750005 | 0.003517979 |
| Alameda | 2018 | LDT1 | 1771.04029 | 0.2051191 | 1.18071097 | 1.225379904 | 387.0500096 | 0.161473308 | 0.008000002 | 0.036750011 | 0.154488044 | 0.002000001 | 0.015750005 | 0.003695019 |
| Alameda | 2018 | LDT2 | 7892076.481 | 0.021846102 | 0.991628386 | 0.122398548 | 400.5088192 | 0.001669867 | 0.008000002 | 0.036750011 | 0.001536124 | 0.002000001 | 0.015750005 | 0.004014252 |
| Alameda | 2018 | LDT2 | 12516.21895 | 0.015565313 | 0.131645129 | 0.048922501 | 361.7969406 | 0.005136042 | 0.008000002 | 0.036750011 | 0.004913859 | 0.002000001 | 0.015750005 | 0.003453938 |
| Alameda | 2018 | MDV | 4579851.577 | 0.048606922 | 1.742357628 | 0.235609794 | 526.7405762 | 0.001908884 | 0.008000002 | 0.036750011 | 0.001758124 | 0.002000001 | 0.015750005 | 0.005287098 |
| Alameda | 2018 | MDV | 73893.21732 | 0.015912801 | 0.214217548 | 0.061588506 | 474.6884123 | 0.008026443 | 0.008000002 | 0.036750011 | 0.007679222 | 0.002000001 | 0.015750005 | 0.00453167 |
| Alameda | 2016 | T7 Single | 80665.05433 | 0.340023259 | 1.227977904 | 8.750287496 | 1737.004353 | 0.151850229 | 0.03600001 | 0.061740018 | 0.145281255 | 0.009000003 | 0.026460008 | 0.016571834 |
| Alameda | 2017 | T7 Single | 81977.55513 | 0.238098092 | 0.868651813 | 7.263753252 | 1721.252357 | 0.091037122 | 0.03600001 | 0.061740018 | 0.087098896 | 0.009000003 | 0.026460008 | 0.016421552 |
| Alameda | 2018 | T7 Single | 83281.33866 | 0.164245776 | 0.616568927 | 6.112097455 | 1705.096485 | 0.047886252 | 0.03600001 | 0.061740018 | 0.045814714 | 0.009000003 | 0.026460008 | 0.016267418 |

# Attachment C. Refined Off-road Equipment Inventory

**Emissions Calculations**

| ID | Year | Lookup | Days | Equip Category | Equip | #/day | hrs/day | HP | LF | revision notes |
|---|---|---|---|---|---|---|---|---|---|---|
| All Phases | 2016 | All Phases:2016 | 44 | All Phases | Extendable Forklift | | 4 | 200 | 0.20 | One diesel powered forklift will be used. All other lifts will be electric scissor lifts. |
| | | All Phases:2016 | 44 | All Phases | Generator | | 6 | 100 | 0.74 | Only one diesel powered generator will be used for misc power needs until temporary power is established. |
| All Phases | 2017 | All Phases:2017 | 260 | All Phases | Extendable Forklift | | 4 | 200 | 0.20 | One diesel powered forklift will be used. All other lifts will be electric scissor lifts. |
| | | All Phases:2017 | 260 | All Phases | Generator | | 1 | 100 | 0.74 | Once temporary power is established no generators will be needed. |
| All Phases | 2018 | All Phases:2018 | 217 | All Phases | Extendable Forklift | | 4 | 200 | 0.20 | One diesel powered forklift will be used. All other lifts will be electric scissor lifts. |
| | | All Phases:2018 | 217 | All Phases | Generator | | 1 | 100 | 0.74 | Once temporary power is established no generators will be needed. |
| Phase 1 | 2016 | Phase 1:2016 | 13 | No equipment | No equipment | | | | | |
| Phase 2 | 2016 | Phase 2:2016 | 19 | Demolition & Excavation | Excavator | 1 | 8 | 300 | 0.38 | |
| Phase 2 | | Phase 2:2016 | 19 | | Loader | 1 | 8 | 300 | 0.36 | |
| Phase 3 | 2016 | Phase 3:2016 | 9 | Demolition & Excavation | Excavator | 1 | 8 | 300 | 0.38 | |
| Phase 3 | | Phase 3:2016 | 9 | | Loader | 1 | 8 | 300 | 0.36 | |
| Phase 3 | | Phase 3:2016 | 14 | | Drill Rig | 1 | 8 | 206 | 0.5 | |
| Phase 3 | 2017 | Phase 3:2017 | 1 | Demolition & Excavation | Excavator | 1 | 8 | 300 | 0.38 | |
| Phase 3 | | Phase 3:2017 | 1 | | Loader | 1 | 8 | 300 | 0.36 | |
| Phase 3 | | Phase 3:2017 | 1 | | Drill Rig | 1 | 8 | 206 | 0.5 | |
| Phase 4 | 2017 | Phase 4:2017 | 10 | Demolition & Excavation | Excavator | 1 | 8 | 300 | 0.38 | |
| Phase 4 | | Phase 4:2017 | 10 | | Loader | 1 | 8 | 300 | 0.36 | |
| Phase 5 | 2017 | Phase 5:2017 | 20 | Demolition & Excavation | Excavator | 1 | 8 | 300 | 0.38 | |
| Phase 5 | | Phase 5:2017 | 20 | | Loader | 1 | 8 | 300 | 0.36 | |
| Phase 21 | 2018 | Phase 21:2018 | 20 | Exterior Finishes | Extendable Lift | | 8 | 100 | 0.31 | One diesel powered forklift will be used. All other lifts will be electric scissor lifts. |
| Phase 22 | 2018 | Phase 22:2018 | 147 | Exterior Finishes | Extendable Lift | | 8 | 100 | 0.31 | One diesel powered forklift will be used. All other lifts will be electric scissor lifts. |
| Phase 24 | 2017 | Phase 24:2017 | 20 | Exterior Finishes | Extendable Lift | | 8 | 100 | 0.31 | One diesel powered forklift will be used. All other lifts will be electric scissor lifts. |

# Attachment D.1 Emissions Modeling Data
## Construction Emissions with Implementation of SCA AIR-1

| | Metric tons per year | | | | |
|---|---|---|---|---|---|
| Phase | CO2 | CH4 | N2O | Other | CO2e |
| All Phases:2016 | 15 | 0 | 0 | 0 | 15 |
| All Phases:2017 | 21 | 0 | 0 | 0 | 21 |
| All Phases:2018 | 17 | 0 | 0 | 0 | 17 |
| Phase 1:2016 | 0 | 0 | 0 | 0 | 0 |
| Phase 2:2016 | 20 | 0 | 0 | 0 | 20 |
| Phase 3:2016 | 15 | 0 | 0 | 0 | 16 |
| Phase 3:2017 | 2 | 0 | 0 | 0 | 2 |
| Phase 4:2017 | 10 | 0 | 0 | 0 | 10 |
| Phase 5:2017 | 32 | 0 | 0 | 1 | 33 |
| Phase 6:2017 | 16 | 0 | 0 | 1 | 16 |
| Phase 7:2017 | 14 | 0 | 0 | 1 | 15 |
| Phase 8:2017 | 15 | 0 | 0 | 1 | 16 |
| Phase 9:2017 | 15 | 0 | 0 | 1 | 15 |
| Phase 10:2017 | 14 | 0 | 0 | 1 | 15 |
| Phase 11:2017 | 15 | 0 | 0 | 1 | 16 |
| Phase 12:2017 | 15 | 0 | 0 | 1 | 15 |
| Phase 13:2017 | 14 | 0 | 0 | 1 | 15 |
| Phase 14:2017 | 15 | 0 | 0 | 1 | 16 |
| Phase 15:2017 | 33 | 0 | 0 | 2 | 35 |
| Phase 16:2017 | 33 | 0 | 0 | 2 | 35 |
| Phase 17:2017 | 33 | 0 | 0 | 2 | 35 |
| Phase 18:2017 | 33 | 0 | 0 | 2 | 35 |
| Phase 19:2017 | 8 | 0 | 0 | 0 | 8 |
| Phase 19:2018 | 25 | 0 | 0 | 1 | 26 |
| Phase 20:2018 | 32 | 0 | 0 | 2 | 34 |
| Phase 21:2018 | 5 | 0 | 0 | 0 | 5 |
| Phase 22:2018 | 148 | 0 | 0 | 6 | 155 |
| Phase 23:2017 | 4 | 0 | 0 | 0 | 4 |
| Phase 24:2017 | 21 | 0 | 0 | 1 | 22 |
| Phase 25:2017 | 91 | 0 | 0 | 5 | 96 |
| Phase 25:2018 | 6 | 0 | 0 | 0 | 6 |
| Phase 26:2017 | 4 | 0 | 0 | 0 | 4 |
| Phase 27:2017 | 60 | 0 | 0 | 3 | 63 |
| Phase 28:2017 | 4 | 0 | 0 | 0 | 4 |
| Phase 29:2017 | 46 | 0 | 0 | 2 | 49 |
| Phase 29:2018 | 23 | 0 | 0 | 1 | 25 |
| Phase 30:2017 | 98 | 0 | 0 | 5 | 103 |
| Phase 31:2017 | 21 | 0 | 0 | 1 | 22 |
| Phase 31:2018 | 76 | 0 | 0 | 4 | 79 |
| Phase 32:2017 | 74 | 0 | 0 | 4 | 78 |
| Phase 32:2018 | 24 | 0 | 0 | 1 | 25 |
| Phase 33:2018 | 96 | 0 | 0 | 5 | 101 |
| Phase 34:2017 | 42 | 0 | 0 | 2 | 44 |
| Phase 34:2018 | 55 | 0 | 0 | 3 | 58 |
| Phase 35:2018 | 96 | 0 | 0 | 5 | 101 |
| Phase 36:2017 | 8 | 0 | 0 | 0 | 8 |
| Phase 36:2018 | 88 | 0 | 0 | 4 | 93 |
| Phase 37:2018 | 96 | 0 | 0 | 5 | 101 |
| Phase 38:2018 | 96 | 0 | 0 | 5 | 101 |
| Phase 39:2018 | 96 | 0 | 0 | 5 | 101 |
| Phase 40:2018 | 9 | 0 | 0 | 0 | 9 |
| Phase 41:2018 | 2 | 0 | 0 | 0 | 2 |
| Phase 42:2018 | 2 | 0 | 0 | 0 | 2 |

| | | | | | |
|---|---|---|---|---|---|
| Phase 43:2018 | 0 | 0 | 0 | 0 | 0 |

35 30 37 38 38

**Equipment Only**

| | Metric tons per year | | | | |
|---|---|---|---|---|---|
| Year | CO2 | CH4 | N2O | Other | CO2e |
| 2016 | 50 | 0.0 | 0.0 | 0.2 | 51 |
| 2017 | 811 | 0.0 | 0.0 | 37.4 | 849 |
| 2018 | 990 | 0.0 | 0.0 | 47.3 | 1038 |
| Total | 1851 | 0.0 | 0.0 | 84.9 | 1938 |

*0 0 0 0 0*

**Equipment And Electricity (Total)**

| | Metric tons per year | | | | |
|---|---|---|---|---|---|
| Year | CO2 | CH4 | N2O | Other | CO2e |
| 2016 | 65 | 0.0 | 0.0 | 0.2 | 66 |
| 2017 | 893 | 0.0 | 0.0 | 37.4 | 932 |
| 2018 | 1,055 | 0.0 | 0.0 | 47.3 | 1,103 |
| Total | 2,013 | 0.1 | 0.0 | 84.9 | 2,101 |
| Amortized | 50 | 0.0 | 0.0 | 2.1 | 53 |

Lifetime Years 40

| Phase | Tons per year | | | | | | | |
|---|---|---|---|---|---|---|---|---|
| | ROG | NOX | CO | PM10 | PM2.5 | PM10 D | PM2.5 D | SO2 |
| All Phases:2016 | 0 | 0 | 0 | 0 | 0 | 0 | 0 | 0 |
| All Phases:2017 | 0 | 0 | 0 | 0 | 0 | 0 | 0 | 0 |
| All Phases:2018 | 0 | 0 | 0 | 0 | 0 | 0 | 0 | 0 |
| Phase 1:2016 | 0 | 0 | 0 | 0 | 0 | 0 | 0 | 0 |
| Phase 2:2016 | 0 | 0 | 0 | 0 | 0 | 0 | 0 | 0 |
| Phase 3:2016 | 0 | 0 | 0 | 0 | 0 | 0 | 0 | 0 |
| Phase 3:2017 | 0 | 0 | 0 | 0 | 0 | 0 | 0 | 0 |
| Phase 4:2017 | 0 | 0 | 0 | 0 | 0 | 0 | 0 | 0 |
| Phase 5:2017 | 0 | 0 | 0 | 0 | 0 | 0 | 0 | 0 |
| Phase 6:2017 | 0 | 0 | 0 | 0 | 0 | 0 | 0 | 0 |
| Phase 7:2017 | 0 | 0 | 0 | 0 | 0 | 0 | 0 | 0 |
| Phase 8:2017 | 0 | 0 | 0 | 0 | 0 | 0 | 0 | 0 |
| Phase 9:2017 | 0 | 0 | 0 | 0 | 0 | 0 | 0 | 0 |
| Phase 10:2017 | 0 | 0 | 0 | 0 | 0 | 0 | 0 | 0 |
| Phase 11:2017 | 0 | 0 | 0 | 0 | 0 | 0 | 0 | 0 |
| Phase 12:2017 | 0 | 0 | 0 | 0 | 0 | 0 | 0 | 0 |
| Phase 13:2017 | 0 | 0 | 0 | 0 | 0 | 0 | 0 | 0 |
| Phase 14:2017 | 0 | 0 | 0 | 0 | 0 | 0 | 0 | 0 |
| Phase 15:2017 | 0 | 0 | 0 | 0 | 0 | 0 | 0 | 0 |
| Phase 16:2017 | 0 | 0 | 0 | 0 | 0 | 0 | 0 | 0 |
| Phase 17:2017 | 0 | 0 | 0 | 0 | 0 | 0 | 0 | 0 |
| Phase 18:2017 | 0 | 0 | 0 | 0 | 0 | 0 | 0 | 0 |
| Phase 19:2017 | 0 | 0 | 0 | 0 | 0 | 0 | 0 | 0 |
| Phase 19:2018 | 0 | 0 | 0 | 0 | 0 | 0 | 0 | 0 |
| Phase 20:2018 | 0 | 0 | 0 | 0 | 0 | 0 | 0 | 0 |
| Phase 21:2018 | 0 | 0 | 0 | 0 | 0 | 0 | 0 | 0 |
| Phase 22:2018 | 0 | 0 | 1 | 0 | 0 | 0 | 0 | 0 |
| Phase 23:2017 | 0 | 0 | 0 | 0 | 0 | 0 | 0 | 0 |
| Phase 24:2017 | 0 | 0 | 0 | 0 | 0 | 0 | 0 | 0 |
| Phase 25:2017 | 0 | 0 | 0 | 0 | 0 | 0 | 0 | 0 |
| Phase 25:2018 | 0 | 0 | 0 | 0 | 0 | 0 | 0 | 0 |
| Phase 26:2017 | 0 | 0 | 0 | 0 | 0 | 0 | 0 | 0 |
| Phase 27:2017 | 0 | 0 | 0 | 0 | 0 | 0 | 0 | 0 |
| Phase 28:2017 | 0 | 0 | 0 | 0 | 0 | 0 | 0 | 0 |
| Phase 29:2017 | 0 | 0 | 0 | 0 | 0 | 0 | 0 | 0 |
| Phase 29:2018 | 0 | 0 | 0 | 0 | 0 | 0 | 0 | 0 |
| Phase 30:2017 | 0 | 0 | 0 | 0 | 0 | 0 | 0 | 0 |
| Phase 31:2017 | 0 | 0 | 0 | 0 | 0 | 0 | 0 | 0 |
| Phase 31:2018 | 0 | 0 | 0 | 0 | 0 | 0 | 0 | 0 |
| Phase 32:2017 | 0 | 0 | 0 | 0 | 0 | 0 | 0 | 0 |
| Phase 32:2018 | 0 | 0 | 0 | 0 | 0 | 0 | 0 | 0 |
| Phase 33:2018 | 0 | 0 | 0 | 0 | 0 | 0 | 0 | 0 |
| Phase 34:2017 | 0 | 0 | 0 | 0 | 0 | 0 | 0 | 0 |
| Phase 34:2018 | 0 | 0 | 0 | 0 | 0 | 0 | 0 | 0 |
| Phase 35:2018 | 0 | 0 | 0 | 0 | 0 | 0 | 0 | 0 |
| Phase 36:2017 | 0 | 0 | 0 | 0 | 0 | 0 | 0 | 0 |
| Phase 36:2018 | 0 | 0 | 0 | 0 | 0 | 0 | 0 | 0 |
| Phase 37:2018 | 0 | 0 | 0 | 0 | 0 | 0 | 0 | 0 |
| Phase 38:2018 | 0 | 0 | 0 | 0 | 0 | 0 | 0 | 0 |
| Phase 39:2018 | 0 | 0 | 0 | 0 | 0 | 0 | 0 | 0 |
| Phase 40:2018 | 0 | 0 | 0 | 0 | 0 | 0 | 0 | 0 |
| Phase 41:2018 | 0 | 0 | 0 | 0 | 0 | 0 | 0 | 0 |
| Phase 42:2018 | 0 | 0 | 0 | 0 | 0 | 0 | 0 | 0 |
| Phase 43:2018 | 0 | 0 | 0 | 0 | 0 | 0 | 0 | 0 |

Phase with material related dust emissions
Phase with paving related ROG emissions

| Year | Tons per year | | | | | | | |
|---|---|---|---|---|---|---|---|---|
| | ROG | NOX | CO | PM10 | PM2.5 | PM10 D | PM2.5 D | SO2 |
| 2016 | 0.0 | 0.0 | 0.2 | 0.0 | 0.0 | 0.0 | 0.0 | 0.0 |
| 2017 | 0.1 | 0.4 | 2.9 | 0.0 | 0.0 | 2.0 | 0.5 | 0.0 |
| 2018 | 0.1 | 0.4 | 3.3 | 0.0 | 0.0 | 2.6 | 0.7 | 0.0 |
| Total | 0.2 | 0.8 | 6.3 | 0.0 | 0.0 | 4.6 | 1.2 | 0.0 |
| Average Daily | 0.0 | 0.0 | 0.0 | 0.0 | 0.0 | 0.0 | 0.0 | 0.0 |
| Average Daily (lbs) | 8.4 | 3.0 | 24.3 | 0.0 | 0.0 | 17.8 | 4.5 | 0.1 |

Total
PM10 PM2.5
17.8 4.5

| | | | | | | | | |
|---|---|---|---|---|---|---|---|---|
| | *0* | *0* | *0* | *0* | *0* | *0* | *0* | *0* |
| Change from unmitigated | -5% | -58% | 0% | -92% | -78% | -0.011% | -0.005% | 0% |
| Change from tier 4 only | 0% | -3% | -2% | -8% | -9% | 0% | 0% | 0% |

For HRA (PM2.5 Exhaust)

| | | | |
|---|---|---|---|
| Total grams | 10735.842 | Unitized grams/sec/m2 | |
| Total seconds | 15004800 | m2 | 5576.6 |
| m2 | 5576.5979 | | 0.00018 |
| gram/sec/m2 | 0.0000001 | | |

Pounds per year 11.866749 -9%
Pounds per hour 0.004543 Assumes 10 hours per workday (consistent with AERMOD input) -9%

-11%

Emission Calculations

| ID | Year | Lookup | Days | Equip Category | Equip | #/day | hrs/day | CMOD | HP Bin | HP | LF | Concat |
|---|---|---|---|---|---|---|---|---|---|---|---|---|
| All Phases | 2016 | All Phases:2016 | 44 | All Phases | Extendable Forklift | 1 | 4 | Forklifts | 250 | 200 | 0.20 | 2016Forklifts250 |
| | | All Phases:2016 | 44 | All Phases | Generator | 1 | 6 | Generator Sets | 120 | 100 | 0.74 | 2016Generator Sets120 |
| All Phases | 2017 | All Phases:2017 | 260 | All Phases | Extendable Forklift | 1 | 4 | Forklifts | 250 | 200 | 0.20 | 2017Forklifts250 |
| All Phases | 2018 | All Phases:2018 | 217 | All Phases | Extendable Forklift | 1 | 4 | Forklifts | 250 | 200 | 0.20 | 2018Forklifts250 |
| Phase 2 | 2016 | Phase 2:2016 | 19 | Demolition & Excavation | Excavator | 1 | 8 | Excavators | 500 | 300 | 0.38 | 2016Excavators500 |
| Phase 2 | | Phase 2:2016 | 19 | | Loader | 1 | 8 | Rubber Tired Loaders | 500 | 300 | 0.36 | 2016Rubber Tired Loaders500 |
| Phase 3 | 2016 | Phase 3:2016 | 9 | Demolition & Excavation | Excavator | 1 | 8 | Excavators | 500 | 300 | 0.38 | 2016Excavators500 |
| Phase 3 | | Phase 3:2016 | 9 | | Loader | 1 | 8 | Rubber Tired Loaders | 500 | 300 | 0.36 | 2016Rubber Tired Loaders500 |
| Phase 3 | | Phase 3:2016 | 14 | | Drill Rig | 1 | 8 | Bore/Drill Rigs | 250 | 206 | 0.5 | 2016Bore/Drill Rigs250 |
| Phase 3 | 2017 | Phase 3:2017 | 1 | Demolition & Excavation | Excavator | 1 | 8 | Excavators | 500 | 300 | 0.38 | 2017Excavators500 |
| Phase 3 | | Phase 3:2017 | 1 | | Loader | 1 | 8 | Rubber Tired Loaders | 500 | 300 | 0.36 | 2017Rubber Tired Loaders500 |
| Phase 3 | | Phase 3:2017 | 1 | | Drill Rig | 1 | 8 | Bore/Drill Rigs | 250 | 206 | 0.5 | 2017Bore/Drill Rigs250 |
| Phase 4 | 2017 | Phase 4:2017 | 10 | Demolition & Excavation | Excavator | 1 | 8 | Excavators | 500 | 300 | 0.38 | 2017Excavators500 |
| Phase 4 | | Phase 4:2017 | 10 | | Loader | 1 | 8 | Rubber Tired Loaders | 500 | 300 | 0.36 | 2017Rubber Tired Loaders500 |
| Phase 5 | 2017 | Phase 5:2017 | 20 | Demolition & Excavation | Excavator | 1 | 8 | Excavators | 500 | 300 | 0.38 | 2017Excavators500 |
| Phase 5 | | Phase 5:2017 | 20 | | Loader | 1 | 8 | Rubber Tired Loaders | 500 | 300 | 0.36 | 2017Rubber Tired Loaders500 |
| Phase 21 | 2018 | Phase 21:2018 | 20 | Exterior Finishes | Extendable Lift | 1 | 8 | Aerial Lifts | 120 | 100 | 0.31 | 2018Aerial Lifts120 |
| Phase 22 | 2018 | Phase 22:2018 | 147 | Exterior Finishes | Extendable Lift | 1 | 8 | Aerial Lifts | 120 | 100 | 0.31 | 2018Aerial Lifts120 |
| Phase 24 | 2017 | Phase 24:2017 | 20 | Exterior Finishes | Extendable Lift | 1 | 8 | Aerial Lifts | 120 | 100 | 0.31 | 2017Aerial Lifts120 |

| Phase |
|---|
| All Phases:2016 |
| All Phases:2017 |
| All Phases:2018 |
| Phase 1:2016 |
| Phase 2:2016 |
| Phase 3:2016 |
| Phase 3:2017 |
| Phase 4:2017 |
| Phase 5:2017 |
| Phase 6:2017 |
| Phase 7:2017 |
| Phase 8:2017 |
| Phase 9:2017 |
| Phase 10:2017 |
| Phase 11:2017 |
| Phase 12:2017 |
| Phase 13:2017 |
| Phase 14:2017 |
| Phase 15:2017 |
| Phase 16:2017 |
| Phase 17:2017 |
| Phase 18:2017 |
| Phase 19:2017 |
| Phase 19:2018 |
| Phase 20:2018 |
| Phase 21:2018 |
| Phase 22:2018 |
| Phase 23:2017 |
| Phase 24:2017 |
| Phase 25:2017 |
| Phase 25:2018 |
| Phase 26:2017 |
| Phase 27:2017 |
| Phase 28:2017 |
| Phase 29:2017 |
| Phase 29:2018 |
| Phase 30:2017 |
| Phase 31:2017 |
| Phase 31:2018 |
| Phase 32:2017 |
| Phase 32:2018 |
| Phase 33:2018 |
| Phase 34:2017 |
| Phase 34:2018 |
| Phase 35:2018 |
| Phase 36:2017 |
| Phase 36:2018 |
| Phase 37:2018 |
| Phase 38:2018 |
| Phase 39:2018 |
| Phase 40:2018 |
| Phase 41:2018 |
| Phase 42:2018 |
| Phase 43:2018 |

| g/hp-hr (CalEEMod) | | | | | | | | | | | Pounds per day | | | | | | | | Metric tons per day | | | | |
|---|---|---|---|---|---|---|---|---|---|---|---|---|---|---|---|---|---|---|---|---|---|---|---|
| ROG | NOX | CO | PM10 | PM2.5 | PM10 D | PM2.5 D | SO2 | CO2 | CH4 | N2O | Other | ROG | NOX | CO | PM10 | PM2.5 | PM10 D | PM2.5 D | SO2 | CO2 | CH4 | N2O | Other | CO2e |
| 0.050 | 0.260 | 2.200 | 0.008 | 0.008 | | | 0.005 | 507.510 | 0.153 | 0.013 | | 0.0 | 0.1 | 0.7 | 0.0 | 0.0 | | | 0.0 | 0.1 | 0.0 | 0.0 | | 0.1 |
| 0.050 | 0.260 | 3.700 | 0.008 | 0.008 | | | 0.006 | 568.299 | 0.052 | 0.015 | | 0.1 | 0.2 | 3.2 | 0.0 | 0.0 | | | 0.0 | 0.3 | 0.0 | 0.0 | | 0.3 |
| 0.060 | 0.260 | 2.200 | 0.008 | 0.008 | | | 0.005 | 499.621 | 0.153 | 0.013 | | 0.0 | 0.1 | 0.7 | 0.0 | 0.0 | | | 0.0 | 0.1 | 0.0 | 0.0 | | 0.1 |
| 0.060 | 0.260 | 2.200 | 0.008 | 0.008 | | | 0.005 | 491.733 | 0.153 | 0.013 | | 0.0 | 0.1 | 0.7 | 0.0 | 0.0 | | | 0.0 | 0.1 | 0.0 | 0.0 | | 0.1 |
| 0.060 | 0.260 | 2.200 | 0.008 | 0.008 | | | 0.005 | 504.290 | 0.152 | 0.013 | | 0.1 | 0.4 | 3.6 | 0.0 | 0.0 | | | 0.0 | 0.5 | 0.0 | 0.0 | | 0.5 |
| 0.060 | 0.260 | 2.200 | 0.008 | 0.008 | | | 0.005 | 500.431 | 0.151 | 0.013 | | 0.1 | 0.4 | 3.6 | 0.0 | 0.0 | | | 0.0 | 0.4 | 0.0 | 0.0 | | 0.4 |
| 0.060 | 0.260 | 2.200 | 0.008 | 0.008 | | | 0.005 | 504.290 | 0.152 | 0.013 | | 0.1 | 0.4 | 3.6 | 0.0 | 0.0 | | | 0.0 | 0.5 | 0.0 | 0.0 | | 0.5 |
| 0.060 | 0.260 | 2.200 | 0.008 | 0.008 | | | 0.005 | 500.431 | 0.151 | 0.013 | | 0.1 | 0.4 | 3.6 | 0.0 | 0.0 | | | 0.0 | 0.4 | 0.0 | 0.0 | | 0.4 |
| 0.060 | 0.260 | 2.200 | 0.008 | 0.008 | | | 0.005 | 502.128 | 0.152 | 0.013 | | 0.1 | 0.4 | 3.6 | 0.0 | 0.0 | | | 0.0 | 0.4 | 0.0 | 0.0 | | 0.4 |
| 0.060 | 0.260 | 2.200 | 0.008 | 0.008 | | | 0.005 | 496.810 | 0.152 | 0.013 | | 0.1 | 0.4 | 3.6 | 0.0 | 0.0 | | | 0.0 | 0.5 | 0.0 | 0.0 | | 0.5 |
| 0.060 | 0.260 | 2.200 | 0.008 | 0.008 | | | 0.005 | 492.276 | 0.151 | 0.013 | | 0.1 | 0.4 | 3.6 | 0.0 | 0.0 | | | 0.0 | 0.4 | 0.0 | 0.0 | | 0.4 |
| 0.060 | 0.260 | 2.200 | 0.008 | 0.008 | | | 0.005 | 494.138 | 0.151 | 0.013 | | 0.1 | 0.4 | 3.6 | 0.0 | 0.0 | | | 0.0 | 0.4 | 0.0 | 0.0 | | 0.4 |
| 0.060 | 0.260 | 2.200 | 0.008 | 0.008 | | | 0.005 | 496.810 | 0.152 | 0.013 | | 0.1 | 0.4 | 3.6 | 0.0 | 0.0 | | | 0.0 | 0.5 | 0.0 | 0.0 | | 0.5 |
| 0.060 | 0.260 | 2.200 | 0.008 | 0.008 | | | 0.005 | 492.276 | 0.151 | 0.013 | | 0.1 | 0.4 | 3.6 | 0.0 | 0.0 | | | 0.0 | 0.4 | 0.0 | 0.0 | | 0.4 |
| 0.060 | 0.260 | 2.200 | 0.008 | 0.008 | | | 0.005 | 496.810 | 0.152 | 0.013 | | 0.1 | 0.4 | 3.6 | 0.0 | 0.0 | | | 0.0 | 0.5 | 0.0 | 0.0 | | 0.5 |
| 0.060 | 0.260 | 2.200 | 0.008 | 0.008 | | | 0.005 | 492.276 | 0.151 | 0.013 | | 0.1 | 0.4 | 3.6 | 0.0 | 0.0 | | | 0.0 | 0.4 | 0.0 | 0.0 | | 0.4 |
| 0.060 | 0.260 | 3.700 | 0.008 | 0.008 | | | 0.005 | 490.474 | 0.153 | 0.013 | | 0.0 | 0.1 | 1.8 | 0.0 | 0.0 | | | 0.0 | 0.1 | 0.0 | 0.0 | | 0.1 |
| 0.060 | 0.260 | 3.700 | 0.008 | 0.008 | | | 0.005 | 490.474 | 0.153 | 0.013 | | 0.0 | 0.1 | 1.8 | 0.0 | 0.0 | | | 0.0 | 0.1 | 0.0 | 0.0 | | 0.1 |
| 0.060 | 0.260 | 3.700 | 0.008 | 0.008 | | | 0.005 | 498.343 | 0.153 | 0.013 | | 0.0 | 0.1 | 1.8 | 0.0 | 0.0 | | | 0.0 | 0.1 | 0.0 | 0.0 | | 0.1 |

| Pounds per day | | | | | | | | Metric tons per day | | | | |
|---|---|---|---|---|---|---|---|---|---|---|---|---|
| ROG | NOX | CO | PM10 | PM2.5 | | | SO2 | CO2 | CH4 | N2O | Other | CO2e |
| 0.1 | 0.3 | 3.8 | 0.0 | 0.0 | | | 0.0 | 0.3 | 0.0 | 0.0 | 0.0 | 0.3 |
| 0.0 | 0.1 | 0.7 | 0.0 | 0.0 | | | 0.0 | 0.1 | 0.0 | 0.0 | 0.0 | 0.1 |
| 0.0 | 0.1 | 0.7 | 0.0 | 0.0 | | | 0.0 | 0.1 | 0.0 | 0.0 | 0.0 | 0.1 |
| 0.0 | 0.0 | 0.0 | 0.0 | 0.0 | | | 0.0 | 0.0 | 0.0 | 0.0 | 0.0 | 0.0 |
| 0.2 | 0.9 | 7.5 | 0.0 | 0.0 | | | 0.0 | 0.9 | 0.0 | 0.0 | 0.0 | 0.9 |
| 0.3 | 1.3 | 11.0 | 0.0 | 0.0 | | | 0.0 | 1.3 | 0.0 | 0.0 | 0.0 | 1.3 |
| 0.3 | 1.3 | 11.0 | 0.0 | 0.0 | | | 0.0 | 1.3 | 0.0 | 0.0 | 0.0 | 1.3 |
| 0.2 | 0.9 | 7.5 | 0.0 | 0.0 | | | 0.0 | 0.9 | 0.0 | 0.0 | 0.0 | 0.9 |
| 0.2 | 0.9 | 7.5 | 0.0 | 0.0 | | | 0.0 | 0.9 | 0.0 | 0.0 | 0.0 | 0.9 |
| 0.0 | 0.0 | 0.0 | 0.0 | 0.0 | | | 0.0 | 0.0 | 0.0 | 0.0 | 0.0 | 0.0

| Tons per year | | | | | | Metric tons per year | | | |
|---|---|---|---|---|---|---|---|---|---|
| ROG | NOX | CO | PM10 | PM2.5 | SO2 | CO2 | CH4 | N2O | CO2e |
| 0.0 | 0.0 | 0.0 | 0.0 | 0.0 | 0.0 | 3.6 | 0.0 | 0.0 | 3.6 |
| 0.0 | 0.0 | 0.1 | 0.0 | 0.0 | 0.0 | 11.1 | 0.0 | 0.0 | 11.2 |
| 0.0 | 0.0 | 0.1 | 0.0 | 0.0 | 0.0 | 20.8 | 0.0 | 0.0 | 21.1 |
| 0.0 | 0.0 | 0.1 | 0.0 | 0.0 | 0.0 | 17.1 | 0.0 | 0.0 | 17.3 |
| 0.0 | 0.0 | 0.0 | 0.0 | 0.0 | 0.0 | 8.7 | 0.0 | 0.0 | 8.9 |
| 0.0 | 0.0 | 0.0 | 0.0 | 0.0 | 0.0 | 8.2 | 0.0 | 0.0 | 8.3 |
| 0.0 | 0.0 | 0.0 | 0.0 | 0.0 | 0.0 | 3.9 | 0.0 | 0.0 | 4.0 |
| 0.0 | 0.0 | 0.0 | 0.0 | 0.0 | 0.0 | 3.7 | 0.0 | 0.0 | 3.8 |
| 0.0 | 0.0 | 0.0 | 0.0 | 0.0 | 0.0 | 5.6 | 0.0 | 0.0 | 5.7 |
| 0.0 | 0.0 | 0.0 | 0.0 | 0.0 | 0.0 | 0.6 | 0.0 | 0.0 | 0.7 |
| 0.0 | 0.0 | 0.0 | 0.0 | 0.0 | 0.0 | 0.6 | 0.0 | 0.0 | 0.6 |
| 0.0 | 0.0 | 0.0 | 0.0 | 0.0 | 0.0 | 0.6 | 0.0 | 0.0 | 0.6 |
| 0.0 | 0.0 | 0.0 | 0.0 | 0.0 | 0.0 | 4.5 | 0.0 | 0.0 | 4.6 |
| 0.0 | 0.0 | 0.0 | 0.0 | 0.0 | 0.0 | 4.3 | 0.0 | 0.0 | 4.3 |
| 0.0 | 0.0 | 0.0 | 0.0 | 0.0 | 0.0 | 9.1 | 0.0 | 0.0 | 9.2 |
| 0.0 | 0.0 | 0.0 | 0.0 | 0.0 | 0.0 | 8.5 | 0.0 | 0.0 | 8.6 |
| 0.0 | 0.0 | 0.0 | 0.0 | 0.0 | 0.0 | 2.4 | 0.0 | 0.0 | 2.5 |
| 0.0 | 0.0 | 0.1 | 0.0 | 0.0 | 0.0 | 17.9 | 0.0 | 0.0 | 18.2 |
| 0.0 | 0.0 | 0.0 | 0.0 | 0.0 | 0.0 | 2.5 | 0.0 | 0.0 | 2.5 |

| Tons per year | | | | | | Metric tons per year | | | |
|---|---|---|---|---|---|---|---|---|---|
| ROG | NOX | CO | PM10 | PM2.5 | SO2 | CO2 | CH4 | N2O | CO2e |
| 0.0 | 0.0 | 0.1 | 0.0 | 0.0 | 0.0 | 14.7 | 0.0 | 0.0 | 14.8 |
| 0.0 | 0.0 | 0.1 | 0.0 | 0.0 | 0.0 | 20.8 | 0.0 | 0.0 | 21.1 |
| 0.0 | 0.0 | 0.1 | 0.0 | 0.0 | 0.0 | 17.1 | 0.0 | 0.0 | 17.3 |
| 0.0 | 0.0 | 0.0 | 0.0 | 0.0 | 0.0 | 0.0 | 0.0 | 0.0 | 0.0 |
| 0.0 | 0.0 | 0.1 | 0.0 | 0.0 | 0.0 | 17.0 | 0.0 | 0.0 | 17.2 |
| 0.0 | 0.0 | 0.1 | 0.0 | 0.0 | 0.0 | 13.3 | 0.0 | 0.0 | 13.5 |
| 0.0 | 0.0 | 0.0 | 0.0 | 0.0 | 0.0 | 1.8 | 0.0 | 0.0 | 1.9 |
| 0.0 | 0.0 | 0.0 | 0.0 | 0.0 | 0.0 | 8.8 | 0.0 | 0.0 | 8.9 |
| 0.0 | 0.0 | 0.1 | 0.0 | 0.0 | 0.0 | 17.6 | 0.0 | 0.0 | 17.8 |
| 0.0 | 0.0 | 0.0 | 0.0 | 0.0 | 0.0 | 0.0 | 0.0 | 0.0 | 0.0

Emissions Calculations

| ID | Year | Vehicle | Days | Employ/ Day | Employ Trip/Day | Employ Mi/ Day | Employ Mi/Yr | Avg Truck Trip/Day | Truck Trip/Yr | Truck Mi/ Day | Truck Mi/ Yr | Vehicle | Tons per year ROG | NOX | CO | PM10 | PM2.5 | PM10 D | PM2.5 D | SO2 | Metric tons per year CO2 | CH4 | N2O | Other | CO2e |
|---|---|---|---|---|---|---|---|---|---|---|---|---|---|---|---|---|---|---|---|---|---|---|---|---|---|
| Phase 1 | 2016 | Employee | 13 | | | | | | | | | LDA/LDT/MDV | 0.0 | 0.0 | 0.0 | 0.0 | 0.0 | 0.0 | 0.0 | 0.0 | 0 | 0.0 | 0.0 | 0.0 | 0 |
| Phase 2 | 2016 | Employee | 19 | 15 | 30 | 372 | 7,068 | | | | | LDA/LDT/MDV | 0.0 | 0.0 | 0.0 | 0.0 | 0.0 | 0.0 | 0.0 | 0.0 | 3 | | | 0.1 | 3 |
| Phase 3 | 2016 | Employee | 9 | 10 | 20 | 248 | 2,126 | | | | | LDA/LDT/MDV | 0.0 | 0.0 | 0.0 | 0.0 | 0.0 | 0.0 | 0.0 | 0.0 | 1 | | | 0.0 | 1 |
| Phase 3 | 2017 | Employee | 1 | 10 | 20 | 248 | 354 | | | | | LDA/LDT/MDV | 0.0 | 0.0 | 0.0 | 0.0 | 0.0 | 0.0 | 0.0 | 0.0 | 0 | | | 0.0 | 0 |
| Phase 4 | 2017 | Employee | 10 | 10 | 20 | 248 | 2,480 | | | | | LDA/LDT/MDV | 0.0 | 0.0 | 0.0 | 0.0 | 0.0 | 0.0 | 0.0 | 0.0 | 1 | | | 0.0 | 1 |
| Phase 5 | 2017 | Employee | 20 | 80 | 160 | 1,984 | 39,680 | | | | | LDA/LDT/MDV | 0.0 | 0.0 | 0.1 | 0.0 | 0.0 | 0.0 | 0.0 | 0.0 | 14 | | | 0.7 | 15 |
| Phase 6 | 2017 | Employee | 20 | 80 | 160 | 1,984 | 39,680 | | | | | LDA/LDT/MDV | 0.0 | 0.0 | 0.1 | 0.0 | 0.0 | 0.0 | 0.0 | 0.0 | 14 | | | 0.7 | 15 |
| Phase 7 | 2017 | Employee | 20 | 80 | 160 | 1,984 | 39,680 | | | | | LDA/LDT/MDV | 0.0 | 0.0 | 0.1 | 0.0 | 0.0 | 0.0 | 0.0 | 0.0 | 14 | | | 0.7 | 15 |
| Phase 8 | 2017 | Employee | 20 | 80 | 160 | 1,984 | 39,680 | | | | | LDA/LDT/MDV | 0.0 | 0.0 | 0.1 | 0.0 | 0.0 | 0.0 | 0.0 | 0.0 | 14 | | | 0.7 | 15 |
| Phase 9 | 2017 | Employee | 20 | 80 | 160 | 1,984 | 39,680 | | | | | LDA/LDT/MDV | 0.0 | 0.0 | 0.1 | 0.0 | 0.0 | 0.0 | 0.0 | 0.0 | 14 | | | 0.7 | 15 |
| Phase 10 | 2017 | Employee | 20 | 80 | 160 | 1,984 | 39,680 | | | | | LDA/LDT/MDV | 0.0 | 0.0 | 0.1 | 0.0 | 0.0 | 0.0 | 0.0 | 0.0 | 14 | | | 0.7 | 15 |
| Phase 11 | 2017 | Employee | 20 | 80 | 160 | 1,984 | 39,680 | | | | | LDA/LDT/MDV | 0.0 | 0.0 | 0.1 | 0.0 | 0.0 | 0.0 | 0.0 | 0.0 | 14 | | | 0.7 | 15 |
| Phase 12 | 2017 | Employee | 20 | 80 | 160 | 1,984 | 39,680 | | | | | LDA/LDT/MDV | 0.0 | 0.0 | 0.1 | 0.0 | 0.0 | 0.0 | 0.0 | 0.0 | 14 | | | 0.7 | 15 |
| Phase 13 | 2017 | Employee | 20 | 80 | 160 | 1,984 | 39,680 | | | | | LDA/LDT/MDV | 0.0 | 0.0 | 0.1 | 0.0 | 0.0 | 0.0 | 0.0 | 0.0 | 14 | | | 0.7 | 15 |
| Phase 14 | 2017 | Employee | 20 | 80 | 160 | 1,984 | 39,680 | | | | | LDA/LDT/MDV | 0.0 | 0.0 | 0.1 | 0.0 | 0.0 | 0.0 | 0.0 | 0.0 | 14 | | | 0.7 | 15 |
| Phase 15 | 2017 | Employee | 30 | 120 | 240 | 2,976 | 89,280 | | | | | LDA/LDT/MDV | 0.0 | 0.0 | 0.1 | 0.0 | 0.0 | 0.1 | 0.0 | 0.0 | 32 | | | 1.6 | 34 |
| Phase 16 | 2017 | Employee | 30 | 120 | 240 | 2,976 | 89,280 | | | | | LDA/LDT/MDV | 0.0 | 0.0 | 0.1 | 0.0 | 0.0 | 0.1 | 0.0 | 0.0 | 32 | | | 1.6 | 34 |
| Phase 17 | 2017 | Employee | 30 | 120 | 240 | 2,976 | 89,280 | | | | | LDA/LDT/MDV | 0.0 | 0.0 | 0.1 | 0.0 | 0.0 | 0.1 | 0.0 | 0.0 | 32 | | | 1.6 | 34 |
| Phase 18 | 2017 | Employee | 30 | 120 | 240 | 2,976 | 89,280 | | | | | LDA/LDT/MDV | 0.0 | 0.0 | 0.1 | 0.0 | 0.0 | 0.1 | 0.0 | 0.0 | 32 | | | 1.6 | 34 |
| Phase 19 | 2017 | Employee | 7 | 120 | 240 | 2,976 | 21,257 | | | | | LDA/LDT/MDV | 0.0 | 0.0 | 0.0 | 0.0 | 0.0 | 0.0 | 0.0 | 0.0 | 8 | | | 0.4 | 8 |
| Phase 19 | 2018 | Employee | 23 | 120 | 240 | 2,976 | 68,023 | | | | | LDA/LDT/MDV | 0.0 | 0.0 | 0.1 | 0.0 | 0.0 | 0.1 | 0.0 | 0.0 | 24 | | | 1.2 | 25 |
| Phase 20 | 2018 | Employee | 30 | 120 | 240 | 2,976 | 89,280 | | | | | LDA/LDT/MDV | 0.0 | 0.0 | 0.1 | 0.0 | 0.0 | 0.1 | 0.0 | 0.0 | 31 | | | 1.6 | 33 |
| Phase 21 | 2018 | Employee | 20 | 10 | 20 | 248 | 4,960 | | | | | LDA/LDT/MDV | 0.0 | 0.0 | 0.0 | 0.0 | 0.0 | 0.0 | 0.0 | 0.0 | 2 | | | 0.1 | 2 |
| Phase 22 | 2018 | Employee | 147 | 100 | 200 | 2,480 | 364,560 | | | | | LDA/LDT/MDV | 0.0 | 0.0 | 0.4 | 0.0 | 0.0 | 0.4 | 0.1 | 0.0 | 129 | | | 6.4 | 135 |
| Phase 23 | 2017 | Employee | 5 | 80 | 160 | 1,984 | 9,920 | | | | | LDA/LDT/MDV | 0.0 | 0.0 | 0.0 | 0.0 | 0.0 | 0.0 | 0.0 | 0.0 | 4 | | | 0.2 | 4 |
| Phase 24 | 2017 | Employee | 20 | 100 | 200 | 2,480 | 49,600 | | | | | LDA/LDT/MDV | 0.0 | 0.0 | 0.1 | 0.0 | 0.0 | 0.0 | 0.0 | 0.0 | 18 | | | 0.9 | 19 |
| Phase 25 | 2017 | Employee | 84 | 120 | 240 | 2,976 | 250,834 | | | | | LDA/LDT/MDV | 0.0 | 0.0 | 0.3 | 0.0 | 0.0 | 0.2 | 0.1 | 0.0 | 91 | | | 4.5 | 95 |
| Phase 25 | 2018 | Employee | 6 | 120 | 240 | 2,976 | 17,006 | | | | | LDA/LDT/MDV | 0.0 | 0.0 | 0.0 | 0.0 | 0.0 | 0.0 | 0.0 | 0.0 | 6 | | | 0.3 | 6 |
| Phase 26 | 2017 | Employee | 5 | 80 | 160 | 1,984 | 9,920 | | | | | LDA/LDT/MDV | 0.0 | 0.0 | 0.0 | 0.0 | 0.0 | 0.0 | 0.0 | 0.0 | 4 | | | 0.2 | 4 |
| Phase 27 | 2017 | Employee | 55 | 120 | 240 | 2,976 | 163,680 | | | | | LDA/LDT/MDV | 0.0 | 0.0 | 0.2 | 0.0 | 0.0 | 0.2 | 0.0 | 0.0 | 59 | | | 3.0 | 62 |
| Phase 28 | 2017 | Employee | 5 | 80 | 160 | 1,984 | 9,920 | | | | | LDA/LDT/MDV | 0.0 | 0.0 | 0.0 | 0.0 | 0.0 | 0.0 | 0.0 | 0.0 | 4 | | | 0.2 | 4 |
| Phase 29 | 2017 | Employee | 43 | 120 | 240 | 2,976 | 127,543 | | | | | LDA/LDT/MDV | 0.0 | 0.0 | 0.2 | 0.0 | 0.0 | 0.1 | 0.0 | 0.0 | 46 | | | 2.3 | 48 |
| Phase 29 | 2018 | Employee | 22 | 120 | 240 | 2,976 | 65,897 | | | | | LDA/LDT/MDV | 0.0 | 0.0 | 0.1 | 0.0 | 0.0 | 0.1 | 0.0 | 0.0 | 23 | | | 1.2 | 24 |
| Phase 30 | 2017 | Employee | 91 | 120 | 240 | 2,976 | 270,816 | | | | | LDA/LDT/MDV | 0.0 | 0.0 | 0.3 | 0.0 | 0.0 | 0.3 | 0.1 | 0.0 | 98 | | | 4.9 | 103 |
| Phase 31 | 2017 | Employee | 19 | 120 | 240 | 2,976 | 57,394 | | | | | LDA/LDT/MDV | 0.0 | 0.0 | 0.1 | 0.0 | 0.0 | 0.1 | 0.0 | 0.0 | 21 | | | 1.0 | 22 |
| Phase 31 | 2018 | Employee | 72 | 120 | 240 | 2,976 | 213,422 | | | | | LDA/LDT/MDV | 0.0 | 0.0 | 0.2 | 0.0 | 0.0 | 0.2 | 0.1 | 0.0 | 75 | | | 3.8 | 79 |
| Phase 32 | 2017 | Employee | 69 | 120 | 240 | 2,976 | 204,069 | | | | | LDA/LDT/MDV | 0.0 | 0.0 | 0.3 | 0.0 | 0.0 | 0.2 | 0.0 | 0.0 | 74 | | | 3.7 | 78 |
| Phase 32 | 2018 | Employee | 22 | 120 | 240 | 2,976 | 66,747 | | | | | LDA/LDT/MDV | 0.0 | 0.0 | 0.1 | 0.0 | 0.0 | 0.1 | 0.0 | 0.0 | 24 | | | 1.2 | 25 |
| Phase 33 | 2018 | Employee | 91 | 120 | 240 | 2,976 | 270,816 | | | | | LDA/LDT/MDV | 0.0 | 0.0 | 0.3 | 0.0 | 0.0 | 0.3 | 0.1 | 0.0 | 96 | | | 4.8 | 100 |
| Phase 34 | 2017 | Employee | 39 | 120 | 240 | 2,976 | 114,789 | | | | | LDA/LDT/MDV | 0.0 | 0.0 | 0.1 | 0.0 | 0.0 | 0.1 | 0.0 | 0.0 | 42 | | | 2.1 | 44 |
| Phase 34 | 2018 | Employee | 52 | 120 | 240 | 2,976 | 156,027 | | | | | LDA/LDT/MDV | 0.0 | 0.0 | 0.2 | 0.0 | 0.0 | 0.2 | 0.0 | 0.0 | 55 | | | 2.8 | 58 |
| Phase 35 | 2018 | Employee | 91 | 120 | 240 | 2,976 | 270,816 | | | | | LDA/LDT/MDV | 0.0 | 0.0 | 0.3 | 0.0 | 0.0 | 0.3 | 0.1 | 0.0 | 96 | | | 4.8 | 100 |
| Phase 36 | 2017 | Employee | 7 | 120 | 240 | 2,976 | 21,257 | | | | | LDA/LDT/MDV | 0.0 | 0.0 | 0.0 | 0.0 | 0.0 | 0.0 | 0.0 | 0.0 | 8 | | | 0.4 | 8 |
| Phase 36 | 2018 | Employee | 84 | 120 | 240 | 2,976 | 249,559 | | | | | LDA/LDT/MDV | 0.0 | 0.0 | 0.3 | 0.0 | 0.0 | 0.2 | 0.1 | 0.0 | 88 | | | 4.4 | 92 |
| Phase 37 | 2018 | Employee | 91 | 120 | 240 | 2,976 | 270,816 | | | | | LDA/LDT/MDV | 0.0 | 0.0 | 0.3 | 0.0 | 0.0 | 0.3 | 0.1 | 0.0 | 96 | | | 4.8 | 100 |
| Phase 38 | 2018 | Employee | 91 | 120 | 240 | 2,976 | 270,816 | | | | | LDA/LDT/MDV | 0.0 | 0.0 | 0.3 | 0.0 | 0.0 | 0.3 | 0.1 | 0.0 | 96 | | | 4.8 | 100 |
| Phase 39 | 2018 | Employee | 91 | 120 | 240 | 2,976 | 270,816 | | | | | LDA/LDT/MDV | 0.0 | 0.0 | 0.3 | 0.0 | 0.0 | 0.3 | 0.1 | 0.0 | 96 | | | 4.8 | 100 |
| Phase 40 | 2018 | Employee | 91 | 10 | 20 | 248 | 22,568 | | | | | LDA/LDT/MDV | 0.0 | 0.0 | 0.0 | 0.0 | 0.0 | 0.0 | 0.0 | 0.0 | 8 | | | 0.4 | 8 |
| Phase 41 | 2018 | Employee | 21 | 10 | 20 | 248 | 5,208 | | | | | LDA/LDT/MDV | 0.0 | 0.0 | 0.0 | 0.0 | 0.0 | 0.0 | 0.0 | 0.0 | 2 | | | 0.1 | 2 |
| Phase 42 | 2018 | Employee | 21 | 10 | 20 | 248 | 5,208 | | | | | LDA/LDT/MDV | 0.0 | 0.0 | 0.0 | 0.0 | 0.0 | 0.0 | 0.0 | 0.0 | 2 | | | 0.1 | 2 |
| Phase 43 | 2018 | Employee | 7 | | | | | | | | | LDA/LDT/MDV | 0.0 | 0.0 | 0.0 | 0.0 | 0.0 | 0.0 | 0.0 | 0.0 | 0 | | | 0.0 | 0 |
| Phase 1 | 2016 | Haul Truck | 13 | | | | | | | | | T7Hwy | 0.0 | 0.0 | 0.0 | 0.0 | 0.0 | 0.0 | 0.0 | 0.0 | 0 | 0.0 | 0.0 | | 0 |
| Phase 2 | 2016 | Haul Truck | 19 | | | | | 1 | 15 | 20 | 300 | T7Hwy | 0.0 | 0.0 | 0.0 | 0.0 | 0.0 | 0.0 | 0.0 | 0.0 | 1 | 0.0 | 0.0 | | 1 |
| Phase 3 | 2016 | Haul Truck | 9 | | | | | 8 | 40 | 160 | 800 | T7Hwy | 0.0 | 0.0 | 0.0 | 0.0 | 0.0 | 0.0 | 0.0 | 0.0 | 1 | 0.0 | 0.0 | | 1 |
| Phase 3 | 2017 | Haul Truck | 1 | | | | | 8 | 8 | 160 | 160 | T7Hwy | 0.0 | 0.0 | 0.0 | 0.0 | 0.0 | 0.0 | 0.0 | 0.0 | 0 | 0.0 | 0.0 | | 0 |
| Phase 4 | 2017 | Haul Truck | 10 | | | | | 1 | 4 | 20 | 80 | T7Hwy | 0.0 | 0.0 | 0.0 | 0.0 | 0.0 | 0.0 | 0.0 | 0.0 | 0 | 0.0 | 0.0 | | 0 |
| Phase 5 | 2017 | Haul Truck | 20 | | | | | 1 | 2 | 20 | 40 | T7Hwy | 0.0 | 0.0 | 0.0 | 0.0 | 0.0 | 0.0 | 0.0 | 0.0 | 0 | 0.0 | 0.0 | | 0 |
| Phase 6 | 2017 | Haul Truck | 20 | | | | | 2 | 40 | 40 | 800 | T7Hwy | 0.0 | 0.0 | 0.0 | 0.0 | 0.0 | 0.0 | 0.0 | 0.0 | 1 | 0.0 | 0.0 | | 1 |
| Phase 7 | 2017 | Haul Truck | 20 | | | | | 1 | 2 | 20 | 40 | T7Hwy | 0.0 | 0.0 | 0.0 | 0.0 | 0.0 | 0.0 | 0.0 | 0.0 | 0 | 0.0 | 0.0 | | 0 |
| Phase 8 | 2017 | Haul Truck | 20 | | | | | 2 | 30 | 30 | 600 | T7Hwy | 0.0 | 0.0 | 0.0 | 0.0 | 0.0 | 0.0 | 0.0 | 0.0 | 1 | 0.0 | 0.0 | | 1 |
| Phase 9 | 2017 | Haul Truck | 20 | | | | | 1 | 10 | 20 | 200 | T7Hwy | 0.0 | 0.0 | 0.0 | 0.0 | 0.0 | 0.0 | 0.0 | 0.0 | 0 | 0.0 | 0.0 | | 0 |
| Phase 10 | 2017 | Haul Truck | 20 | | | | | 1 | 2 | 20 | 40 | T7Hwy | 0.0 | 0.0 | 0.0 | 0.0 | 0.0 | 0.0 | 0.0 | 0.0 | 0 | 0.0 | 0.0 | | 0 |
| Phase 11 | 2017 | Haul Truck | 20 | | | | | 2 | 30 | 30 | 600 | T7Hwy | 0.0 | 0.0 | 0.0 | 0.0 | 0.0 | 0.0 | 0.0 | 0.0 | 1 | 0.0 | 0.0 | | 1 |
| Phase 12 | 2017 | Haul Truck | 20 | | | | | 1 | 10 | 20 | 200 | T7Hwy | 0.0 | 0.0 | 0.0 | 0.0 | 0.0 | 0.0 | 0.0 | 0.0 | 0 | 0.0 | 0.0 | | 0 |
| Phase 13 | 2017 | Haul Truck | 20 | | | | | 1 | 2 | 20 | 40 | T7Hwy | 0.0 | 0.0 | 0.0 | 0.0 | 0.0 | 0.0 | 0.0 | 0.0 | 0 | 0.0 | 0.0 | | 0 |
| Phase 14 | 2017 | Haul Truck | 20 | | | | | 2 | 30 | 30 | 600 | T7Hwy | 0.0 | 0.0 | 0.0 | 0.0 | 0.0 | 0.0 | 0.0 | 0.0 | 1 | 0.0 | 0.0 | | 1 |
| Phase 15 | 2017 | Haul Truck | 30 | | | | | 1 | 20 | 20 | 400 | T7Hwy | 0.0 | 0.0 | 0.0 | 0.0 | 0.0 | 0.0 | 0.0 | 0.0 | 1 | 0.0 | 0.0 | | 1 |
| Phase 16 | 2017 | Haul Truck | 30 | | | | | 1 | 20 | 20 | 400 | T7Hwy | 0.0 | 0.0 | 0.0 | 0.0 | 0.0 | 0.0 | 0.0 | 0.0 | 1 | 0.0 | 0.0 | | 1 |
| Phase 17 | 2017 | Haul Truck | 30 | | | | | 1 | 20 | 20 | 400 | T7Hwy | 0.0 | 0.0 | 0.0 | 0.0 | 0.0 | 0.0 | 0.0 | 0.0 | 1 | 0.0 | 0.0 | | 1 |
| Phase 18 | 2017 | Haul Truck | 30 | | | | | 1 | 20 | 20 | 400 | T7Hwy | 0.0 | 0.0 | 0.0 | 0.0 | 0.0 | 0.0 | 0.0 | 0.0 | 1 | 0.0 | 0.0 | | 1 |
| Phase 19 | 2017 | Haul Truck | 7 | | | | | 1 | 5 | 20 | 95 | T7Hwy | 0.0 | 0.0 | 0.0 | 0.0 | 0.0 | 0.0 | 0.0 | 0.0 | 0 | 0.0 | 0.0 | | 0 |
| Phase 19 | 2018 | Haul Truck | 23 | | | | | 1 | 15 | 20 | 305 | T7Hwy | 0.0 | 0.0 | 0.0 | 0.0 | 0.0 | 0.0 | 0.0 | 0.0 | 1 | 0.0 | 0.0 | | 1 |
| Phase 20 | 2018 | Haul Truck | 30 | | | | | 1 | 20 | 20 | 400 | T7Hwy | 0.0 | 0.0 | 0.0 | 0.0 | 0.0 | 0.0 | 0.0 | 0.0 | 1 | 0.0 | 0.0 | | 1 |
| Phase 21 | 2018 | Haul Truck | 20 | | | | | 1 | 10 | 20 | 200 | T7Hwy | 0.0 | 0.0 | 0.0 | 0.0 | 0.0 | 0.0 | 0.0 | 0.0 | 0 | 0.0 | 0.0 | | 0 |
| Phase 22 | 2018 | Haul Truck | 147 | | | | | 1 | 50 | 20 | 1,000 | T7Hwy | 0.0 | 0.0 | 0.0 | 0.0 | 0.0 | 0.0 | 0.0 | 0.0 | 2 | 0.0 | 0.0 | | 2 |
| Phase 23 | 2017 | Haul Truck | 5 | | | | | 1 | 2 | 20 | 40 | T7Hwy | 0.0 | 0.0 | 0.0 | 0.0 | 0.0 | 0.0 | 0.0 | 0.0 | 0 | 0.0 | 0.0 | | 0 |
| Phase 24 | 2017 | Haul Truck | 20 | | | | | 1 | 10 | 20 | 200 | T7Hwy | 0.0 | 0.0 | 0.0 | 0.0 | 0.0 | 0.0 | 0.0 | 0.0 | 0 | 0.0 | 0.0 | | 0 |
| Phase 25 | 2017 | Haul Truck | 84 | | | | | 1 | 9 | 20 | 187 | T7Hwy | 0.0 | 0.0 | 0.0 | 0.0 | 0.0 | 0.0 | 0.0 | 0.0 | 0 | 0.0 | 0.0 | | 0 |
| Phase 25 | 2018 | Haul Truck | 6 | | | | | 1 | 1 | 20 | 13 | T7Hwy | 0.0 | 0.0 | 0.0 | 0.0 | 0.0 | 0.0 | 0.0 | 0.0 | 0 | 0.0 | 0.0 | | 0 |
| Phase 26 | 2017 | Haul Truck | 5 | | | | | 1 | 2 | 20 | 40 | T7Hwy | 0.0 | 0.0 | 0.0 | 0.0 | 0.0 | 0.0 | 0.0 | 0.0 | 0 | 0.0 | 0.0 | | 0 |
| Phase 27 | 2017 | Haul Truck | 55 | | | | | 1 | 10 | 20 | 200 | T7Hwy | 0.0 | 0.0 | 0.0 | 0.0 | 0.0 | 0.0 | 0.0 | 0.0 | 0 | 0.0 | 0.0 | | 0 |
| Phase 28 | 2017 | Haul Truck | 5 | | | | | 1 | 2 | 20 | 40 | T7Hwy | 0.0 | 0.0 | 0.0 | 0.0 | 0.0 | 0.0 | 0.0 | 0.0 | 0 | 0.0 | 0.0 | | 0 |
| Phase 29 | 2017 | Haul Truck | 43 | | | | | 1 | 7 | 20 | 132 | T7Hwy | 0.0 | 0.0 | 0.0 | 0.0 | 0.0 | 0.0 | 0.0 | 0.0 | 0 | 0.0 | 0.0 | | 0 |
| Phase 29 | 2018 | Haul Truck | 22 | | | | | 1 | 3 | 20 | 68 | T7Hwy | 0.0 | 0.0 | 0.0 | 0.0 | 0.0 | 0.0 | 0.0 | 0.0 | 0 | 0.0 | 0.0 | | 0 |
| Phase 30 | 2017 | Haul Truck | 91 | | | | | 1 | 10 | 20 | 200 | T7Hwy | 0.0 | 0.0 | 0.0 | 0.0 | 0.0 | 0.0 | 0.0 | 0.0 | 0 | 0.0 | 0.0 | | 0 |
| Phase 31 | 2017 | Haul Truck | 19 | | | | | 1 | 2 | 20 | 42 | T7Hwy | 0.0 | 0.0 | 0.0 | 0.0 | 0.0 | 0.0 | 0.0 | 0.0 | 0 | 0.0 | 0.0 | | 0 |
| Phase 31 | 2018 | Haul Truck | 72 | | | | | 1 | 8 | 20 | 158 | T7Hwy | 0.0 | 0.0 | 0.0 | 0.0 | 0.0 | 0.0 | 0.0 | 0.0 | 0 | 0.0 | 0.0 | | 0 |
| Phase 32 | 2017 | Haul Truck | 69 | | | | | 1 | 8 | 20 | 151 | T7Hwy | 0.0 | 0.0 | 0.0 | 0.0 | 0.0 | 0.0 | 0.0 | 0.0 | 0 | 0.0 | 0.0 | | 0 |
| Phase 32 | 2018 | Haul Truck | 22 | | | | | 1 | 2 | 20 | 49 | T7Hwy | 0.0 | 0.0 | 0.0 | 0.0 | 0.0 | 0.0 | 0.0 | 0.0 | 0 | 0.0 | 0.0 | | 0 |
| Phase 33 | 2018 | Haul Truck | 91 | | | | | 1 | 10 | 20 | 200 | T7Hwy | 0.0 | 0.0 | 0.0 | 0.0 | 0.0 | 0.0 | 0.0 | 0.0 | 0 | 0.0 | 0.0 | | 0 |
| Phase 34 | 2017 | Haul Truck | 39 | | | | | 1 | 4 | 20 | 85 | T7Hwy | 0.0 | 0.0 | 0.0 | 0.0 | 0.0 | 0.0 | 0.0 | 0.0 | 0 | 0.0 | 0.0 | | 0 |
| Phase 34 | 2018 | Haul Truck | 52 | | | | | 1 | 6 | 20 | 115 | T7Hwy | 0.0 | 0.0 | 0.0 | 0.0 | 0.0 | 0.0 | 0.0 | 0.0 | 0 | 0.0 | 0.0 | | 0 |
| Phase 35 | 2018 | Haul Truck | 91 | | | | | 1 | 10 | 20 | 200 | T7Hwy | 0.0 | 0.0 | 0.0 | 0.0 | 0.0 | 0.0 | 0.0 | 0.0 | 0 | 0.0 | 0.0 | | 0 |
| Phase 36 | 2017 | Haul Truck | 7 | | | | | 1 | 1 | 20 | 16 | T7Hwy | 0.0 | 0.0 | 0.0 | 0.0 | 0.0 | 0.0 | 0.0 | 0.0 | 0 | 0.0 | 0.0 | | 0 |
| Phase 36 | 2018 | Haul Truck | 84 | | | | | 1 | 9 | 20 | 184 | T7Hwy | 0.0 | 0.0 | 0.0 | 0.0 | 0.0 | 0.0 | 0.0 | 0.0 | 0 | 0.0 | 0.0 | | 0 |
| Phase 37 | 2018 | Haul Truck | 91 | | | | | 1 | 10 | 20 | 200 | T7Hwy | 0.0 | 0.0 | 0.0 | 0.0 | 0.0 | 0.0 | 0.0 | 0.0 | 0 | 0.0 | 0.0 | | 0 |
| Phase 38 | 2018 | Haul Truck | 91 | | | | | 1 | 10 | 20 | 200 | T7Hwy | 0.0 | 0.0 | 0.0 | 0.0 | 0.0 | 0.0 | 0.0 | 0.0 | 0 | 0.0 | 0.0 | | 0 |
| Phase 39 | 2018 | Haul Truck | 91 | | | | | 1 | 10 | 20 | 200 | T7Hwy | 0.0 | 0.0 | 0.0 | 0.0 | 0.0 | 0.0 | 0.0 | 0.0 | 0 | 0.0 | 0.0 | | 0 |
| Phase 40 | 2018 | Haul Truck | 91 | | | | | 1 | 20 | 20 | 400 | T7Hwy | 0.0 | 0.0 | 0.0 | 0.0 | 0.0 | 0.0 | 0.0 | 0.0 | 1 | 0.0 | 0.0 | | 1 |
| Phase 41 | 2018 | Haul Truck | 21 | | | | | | | | | T7Hwy | 0.0 | 0.0 | 0.0 | 0.0 | 0.0 | 0.0 | 0.0 | 0.0 | 0 | 0.0 | 0.0 | | 0 |
| Phase 42 | 2018 | Haul Truck | 21 | | | | | | | | | T7Hwy | 0.0 | 0.0 | 0.0 | 0.0 | 0.0 | 0.0 | 0.0 | 0.0 | 0 | 0.0 | 0.0 | | 0 |
| Phase 43 | 2018 | Haul Truck | 7 | | | | | | | | | T7Hwy | 0.0 | 0.0 | 0.0 | 0.0 | 0.0 | 0.0 | 0.0 | 0.0 | 0 | 0.0 | 0.0 | | 0 |

| Phase | Tons per year ROG | NOX | CO | PM10 | PM2.5 | PM10 D | PM2.5 D | SO2 | Metric tons per year CO2 | CH4 | N2O | Other | CO2e |
|---|---|---|---|---|---|---|---|---|---|---|---|---|---|
| All Phases:2016 | 0 | 0 | 0 | 0 | 0 | 0 | 0 | 0 | 0 | 0 | 0 | 0 | 0 |
| All Phases:2017 | 0 | 0 | 0 | 0 | 0 | 0 | 0 | 0 | 0 | 0 | 0 | 0 | 0 |
| All Phases:2018 | 0 | 0 | 0 | 0 | 0 | 0 | 0 | 0 | 0 | 0 | 0 | 0 | 0 |
| Phase 1:2016 | 0.0 | 0.0 | 0.0 | 0.0 | 0.0 | 0.0 | 0.0 | 0.0 | 0.0 | 0.0 | 0.0 | 0.0 | 0.0 |
| Phase 2:2016 | 0.0 | 0.0 | 0.0 | 0.0 | 0.0 | 0.0 | 0.0 | 0.0 | 3.1 | 0.0 | 0.0 | 0.1 | 3.3 |
| Phase 3:2016 | 0.0 | 0.0 | 0.0 | 0.0 | 0.0 | 0.0 | 0.0 | 0.0 | 2.2 | 0.0 | 0.0 | 0.0 | 2.2 |
| Phase 3:2017 | 0.0 | 0.0 | 0.0 | 0.0 | 0.0 | 0.0 | 0.0 | 0.0 | 0.4 | 0.0 | 0.0 | 0.0 | 0.4 |
| Phase 4:2017 | 0.0 | 0.0 | 0.0 | 0.0 | 0.0 | 0.0 | 0.0 | 0.0 | 1.0 | 0.0 | 0.0 | 0.0 | 1.1 |
| Phase 5:2017 | 0.0 | 0.0 | 0.1 | 0.0 | 0.0 | 0.0 | 0.0 | 0.0 | 14.4 | 0.0 | 0.0 | 0.7 | 15.1 |
| Phase 6:2017 | 0.0 | 0.0 | 0.1 | 0.0 | 0.0 | 0.0 | 0.0 | 0.0 | 15.7 | 0.0 | 0.0 | 0.7 | 16.5 |
| Phase 7:2017 | 0.0 | 0.0 | 0.1 | 0.0 | 0.0 | 0.0 | 0.0 | 0.0 | 14.4 | 0.0 | 0.0 | 0.7 | 15.1 |
| Phase 8:2017 | 0.0 | 0.0 | 0.1 | 0.0 | 0.0 | 0.0 | 0.0 | 0.0 | 15.4 | 0.0 | 0.0 | 0.7 | 16.1 |
| Phase 9:2017 | 0.0 | 0.0 | 0.1 | 0.0 | 0.0 | 0.0 | 0.0 | 0.0 | 14.7 | 0.0 | 0.0 | 0.7 | 15.4 |
| Phase 10:2017 | 0.0 | 0.0 | 0.1 | 0.0 | 0.0 | 0.0 | 0.0 | 0.0 | 14.4 | 0.0 | 0.0 | 0.7 | 15.1 |
| Phase 11:2017 | 0.0 | 0.0 | 0.1 | 0.0 | 0.0 | 0.0 | 0.0 | 0.0 | 15.4 | 0.0 | 0.0 | 0.7 | 16.1 |
| Phase 12:2017 | 0.0 | 0.0 | 0.1 | 0.0 | 0.0 | 0.0 | 0.0 | 0.0 | 14.7 | 0.0 | 0.0 | 0.7 | 15.4 |
| Phase 13:2017 | 0.0 | 0.0 | 0.1 | 0.0 | 0.0 | 0.0 | 0.0 | 0.0 | 14.4 | 0.0 | 0.0 | 0.7 | 15.1 |
| Phase 14:2017 | 0.0 | 0.0 | 0.1 | 0.0 | 0.0 | 0.0 | 0.0 | 0.0 | 15.4 | 0.0 | 0.0 | 0.7 | 16.1 |
| Phase 15:2017 | 0.0 | 0.0 | 0.1 | 0.0 | 0.0 | 0.1 | 0.0 | 0.0 | 33.0 | 0.0 | 0.0 | 1.6 | 34.6 |
| Phase 16:2017 | 0.0 | 0.0 | 0.1 | 0.0 | 0.0 | 0.1 | 0.0 | 0.0 | 33.0 | 0.0 | 0.0 | 1.6 | 34.6 |
| Phase 17:2017 | 0.0 | 0.0 | 0.1 | 0.0 | 0.0 | 0.1 | 0.0 | 0.0 | 33.0 | 0.0 | 0.0 | 1.6 | 34.6 |
| Phase 18:2017 | 0.0 | 0.0 | 0.1 | 0.0 | 0.0 | 0.1 | 0.0 | 0.0 | 33.0 | 0.0 | 0.0 | 1.6 | 34.6 |

| | | | | | | | | | | | | | |
|---|---|---|---|---|---|---|---|---|---|---|---|---|---|
| Phase 19:2017 | 0.0 | 0.0 | 0.0 | 0.0 | 0.0 | 0.0 | 0.0 | 0.0 | 7.9 | 0.0 | 0.0 | 0.4 | 8.2 |
| Phase 19:2018 | 0.0 | 0.0 | 0.1 | 0.0 | 0.0 | 0.1 | 0.0 | 0.0 | 24.5 | 0.0 | 0.0 | 1.2 | 25.7 |
| Phase 20:2018 | 0.0 | 0.0 | 0.1 | 0.0 | 0.0 | 0.1 | 0.0 | 0.0 | 32.2 | 0.0 | 0.0 | 1.6 | 33.7 |
| Phase 21:2018 | 0.0 | 0.0 | 0.0 | 0.0 | 0.0 | 0.0 | 0.0 | 0.0 | 2.1 | 0.0 | 0.0 | 0.1 | 2.2 |
| Phase 22:2018 | 0.0 | 0.1 | 0.4 | 0.0 | 0.0 | 0.4 | 0.1 | 0.0 | 130.3 | 0.0 | 0.0 | 6.4 | 136.7 |
| Phase 23:2017 | 0.0 | 0.0 | 0.0 | 0.0 | 0.0 | 0.0 | 0.0 | 0.0 | 3.7 | 0.0 | 0.0 | 0.2 | 3.8 |
| Phase 24:2017 | 0.0 | 0.0 | 0.1 | 0.0 | 0.0 | 0.0 | 0.0 | 0.0 | 18.3 | 0.0 | 0.0 | 0.9 | 19.2 |
| Phase 25:2017 | 0.0 | 0.0 | 0.3 | 0.0 | 0.0 | 0.2 | 0.1 | 0.0 | 91.1 | 0.0 | 0.0 | 4.5 | 95.6 |
| Phase 25:2018 | 0.0 | 0.0 | 0.0 | 0.0 | 0.0 | 0.0 | 0.0 | 0.0 | 6.0 | 0.0 | 0.0 | 0.3 | 6.3 |
| Phase 26:2017 | 0.0 | 0.0 | 0.0 | 0.0 | 0.0 | 0.0 | 0.0 | 0.0 | 3.7 | 0.0 | 0.0 | 0.2 | 3.8 |
| Phase 27:2017 | 0.0 | 0.0 | 0.2 | 0.0 | 0.0 | 0.2 | 0.0 | 0.0 | 59.6 | 0.0 | 0.0 | 3.0 | 62.6 |
| Phase 28:2017 | 0.0 | 0.0 | 0.0 | 0.0 | 0.0 | 0.0 | 0.0 | 0.0 | 3.7 | 0.0 | 0.0 | 0.2 | 3.8 |
| Phase 29:2017 | 0.0 | 0.0 | 0.2 | 0.0 | 0.0 | 0.1 | 0.0 | 0.0 | 46.4 | 0.0 | 0.0 | 2.3 | 48.7 |
| Phase 29:2018 | 0.0 | 0.0 | 0.1 | 0.0 | 0.0 | 0.1 | 0.0 | 0.0 | 23.4 | 0.0 | 0.0 | 1.2 | 24.5 |
| Phase 30:2017 | 0.0 | 0.0 | 0.3 | 0.0 | 0.0 | 0.3 | 0.1 | 0.0 | 98.4 | 0.0 | 0.0 | 4.9 | 103.3 |
| Phase 31:2017 | 0.0 | 0.0 | 0.1 | 0.0 | 0.0 | 0.1 | 0.0 | 0.0 | 20.8 | 0.0 | 0.0 | 1.0 | 21.9 |
| Phase 31:2018 | 0.0 | 0.0 | 0.2 | 0.0 | 0.0 | 0.2 | 0.1 | 0.0 | 75.5 | 0.0 | 0.0 | 3.8 | 79.3 |
| Phase 32:2017 | 0.0 | 0.0 | 0.3 | 0.0 | 0.0 | 0.2 | 0.1 | 0.0 | 74.1 | 0.0 | 0.0 | 3.7 | 77.8 |
| Phase 32:2018 | 0.0 | 0.0 | 0.1 | 0.0 | 0.0 | 0.1 | 0.0 | 0.0 | 23.6 | 0.0 | 0.0 | 1.2 | 24.8 |
| Phase 33:2018 | 0.0 | 0.0 | 0.3 | 0.0 | 0.0 | 0.3 | 0.1 | 0.0 | 95.8 | 0.0 | 0.0 | 4.8 | 100.6 |
| Phase 34:2017 | 0.0 | 0.0 | 0.1 | 0.0 | 0.0 | 0.1 | 0.0 | 0.0 | 41.7 | 0.0 | 0.0 | 2.1 | 43.8 |
| Phase 34:2018 | 0.0 | 0.0 | 0.2 | 0.0 | 0.0 | 0.2 | 0.0 | 0.0 | 55.2 | 0.0 | 0.0 | 2.8 | 58.0 |
| Phase 35:2018 | 0.0 | 0.0 | 0.3 | 0.0 | 0.0 | 0.3 | 0.1 | 0.0 | 95.8 | 0.0 | 0.0 | 4.8 | 100.6 |
| Phase 36:2017 | 0.0 | 0.0 | 0.0 | 0.0 | 0.0 | 0.0 | 0.0 | 0.0 | 7.7 | 0.0 | 0.0 | 0.4 | 8.1 |
| Phase 36:2018 | 0.0 | 0.0 | 0.3 | 0.0 | 0.0 | 0.2 | 0.1 | 0.0 | 88.3 | 0.0 | 0.0 | 4.4 | 92.7 |
| Phase 37:2018 | 0.0 | 0.0 | 0.3 | 0.0 | 0.0 | 0.3 | 0.1 | 0.0 | 95.8 | 0.0 | 0.0 | 4.8 | 100.6 |
| Phase 38:2018 | 0.0 | 0.0 | 0.3 | 0.0 | 0.0 | 0.3 | 0.1 | 0.0 | 95.8 | 0.0 | 0.0 | 4.8 | 100.6 |
| Phase 39:2018 | 0.0 | 0.0 | 0.3 | 0.0 | 0.0 | 0.3 | 0.1 | 0.0 | 95.8 | 0.0 | 0.0 | 4.8 | 100.6 |
| Phase 40:2018 | 0.0 | 0.0 | 0.0 | 0.0 | 0.0 | 0.0 | 0.0 | 0.0 | 8.6 | 0.0 | 0.0 | 0.4 | 9.0 |
| Phase 41:2018 | 0.0 | 0.0 | 0.0 | 0.0 | 0.0 | 0.0 | 0.0 | 0.0 | 1.8 | 0.0 | 0.0 | 0.1 | 1.9 |
| Phase 42:2018 | 0.0 | 0.0 | 0.0 | 0.0 | 0.0 | 0.0 | 0.0 | 0.0 | 1.8 | 0.0 | 0.0 | 0.1 | 1.9 |
| Phase 43:2018 | 0.0 | 0.0 | 0.0 | 0.0 | 0.0 | 0.0 | 0.0 | 0.0 | 0.0 | 0.0 | 0.0 | 0.0 | 0.0 |
| | 0.0 | 0.0 | 0.0 | 0.0 | 0.0 | 0.0 | 0.0 | 0.0 | 0.0 | 0.0 | 0.0 | 0.0 | 0.0 |

0.01
0.00

81%
6%

PM Emissions from Grading
E = A * EF

| | Phase 4:2017 | |
|---|---|---|
| PM10 E (lbs/day) | 0.05 | max pounds of PM10 per day (assume one-quarter total area) |
| PM10 E (tons/year) | 0.00 | tons of PM10 per year |
| EF (lbs/acre) | 0.33 | pounds of PM10 per acre graded (CalEEMod) with mitigation |
| A per day | 0.14 | Per Data Request |
| A | 1.38 | Per Data Request |

| | Phase 4:2017 | |
|---|---|---|
| PM2.5 E (lbs/day) | 0.00 | max pounds of PM2.5 per day (assume one-quarter total area) |
| PM2.5 E (tons/year) | 0.00 | tons of PM2.5 per year |
| EF (lbs/acre) | 0.04 | pounds of PM2.5 per acre graded (CalEEMod) with mitigation |
| A per day | 0.14 | Per Data Request |
| A | 1.38 | Per Data Request |

PM Emissions from Truck Loading (soil only)
E = Ton Dirt * EF

| | Phase 3:2016 | Phase 3:2017 | |
|---|---|---|---|
| PM10 E (lbs/day) | 3.23 | 0.54 | max pounds of PM10 per day (since material movement is related to grading, assumed one-quarter dirt would be moved) |
| PM10 E (tons/year) | 0.01 | 0.00 | tons of PM10 per year |
| EF (lbs/ton) | 0.00 | 0.00 | pounds of PM10 per ton |
| CY Dirt | 5571 | 929 | Per Data Request |

| | Phase 3:2016 | Phase 3:2017 | |
|---|---|---|---|
| PM2.5 E (lbs/day) | 0.86 | 0.14 | max pounds of PM2.5 per day (since material movement is related to grading, assumed one-quarter dirt would be moved) |
| PM2.5 E (tons/year) | 0.00 | 0.00 | tons of PM2.5 per year |
| EF (lbs/ton) | 0.00 | 0.00 | pounds of PM2.5 per ton |
| CY Dirt | 5571 | 929 | Per Data Request |

PM Emissions from Demo (includes debris loading)
E = Ton Debris * EF

| | | |
|---|---|---|
| PM10 E (lbs/day) | 0.75 | max pounds of PM10 per day (assumed one-quarter of building material) |
| PM10 E (tons/year) | 0.00 | tons of PM10 per year |
| EF (lbs/ton) | 0.00 | pounds of PM10 per ton |
| CY Debris | 1300 | Per Data Request |

| | Phase 2:2016 | |
|---|---|---|
| PM2.5 E (lbs/day) | 0.20 | max pounds of PM2.5 per day (assumed one-quarter of building material) |
| PM2.5 E (tons/year) | 0.00 | tons of PM2.5 per year |
| EF (lbs/ton) | 0.00 | pounds of PM2.5 per ton |
| CY Debris | 1300 | Per Data Request |

PM Emissions from Bulldozing
No bulldozers in equipment list

**ROG emissions from Paving**

Emissions based on Calculation Details in CalEEMod Users Guide, Appendix A, pages 16-17

Eap = Efap x Aparking

| | Phase 40:2018 | |
|---|---|---|
| VOC Emissions € (lbs/day) | 0.15 | max pounds of VOC per day (assumed one-quarter total area) |
| VOC Emissions € (ton/year) | 0.00 | tons of VOC per year (2021) |
| EF | 2.62 | lbs of VOC per acre paved |
| SF | 10000 | Per Data Request |
| A | 0.2296 | Converted |

VOC emissions from Architectural Coatings

Emissions based on Calculation Details in CalEEMod Users Guide, Appendix A, pages 15-16

Eac = Efac x F x Apaint
EFac = Cvoc / 454 (g/lb) x 3.875 (L/GAL) / 180 (sqft)

| | Phase 4:2017 | | *description* |
|---|---|---|---|
| VOC Emissions (lbs/day) | 8 | | average pounds of VOC per day over the construction schedule |
| | | | |
| EF -exterior | 0.00712 | | emission factor (lbs per sq ft.) |
| EF - interior | 0.00475 | | emission factor (lbs per sq ft.) |
| | | | |
| New res construction (sf) | 220,248 | | ft2 building surface area |
| New non res construction (Sf) | 12,090 | | ft2 building surface area |
| Days of coatings | 521 | | Construction days (for average daily) |
| Average coating SF per day | 1,187.81 | | ft2 |
| | | | |
| Fraction exterior | 75% | | exterior fraction of surface area. Default is 75% of area is exterior surface and 25% interior |
| Fraction interior | 25% | | interior fraction of surface area. Default is 75% of area is exterior surface and 25% interior |
| | | | |
| Cext | 150 | | Exterior VOC content (g/L) (http://www.baaqmd.gov/~/media/files/rg8-3_advisory_2_15-2011-final.pdf?la=en) |
| Cint | 100 | | Interior VOC content (g/L) (http://www.baaqmd.gov/~/media/files/rg8-3_advisory_2_15-2011-final.pdf?la=en) |
| | | | |
| scaling factor for A - surface painting | 2 | non res | |
| scaling factor for A - surface painting | 2.7 | res | |
| g/lb | 453.59236 | | |
| liters per gallon | 3.87541178 | | |
| | 180 | | |
| | | | |
| 220,248.00 | 446,002 | 148,667 | |
| 12,090.00 | 18,135 | 6,045 | |
| | | | |
| | 618,850 | | |

*Updated June 2016; calculated average daily and added to total emissions as opposed to individual phases*

| | | |
|---|---|---|
| Annual Electricity Demand | 520,000 | kWh per year |
| Daily Electricity Demand | 2,000 | kWh per day |
| | | |
| 2016 Electricity | 88,000 | kWh per year |
| 2017 Electricity | 520,000 | kWh per year |
| 2018 Electricity | 434,000 | kWh per year |

| Year | CO2 | CH4 | N2O | CO2e |
|---|---|---|---|---|
| 2016 | 15 | 0.00 | 0.00 | 15 |
| 2017 | 82 | 0.01 | 0.00 | 83 |
| 2018 | 65 | 0.00 | 0.00 | 65 |

**General Assumptions**

| | | |
|---|---|---|
| N2O_CO2 Diesel Equipment | 0 000026 | Climate Registry 2015 |
| CH4_CO2 Diesel Equipment | 0 000057 | Climate Registry 2015 |
| CH4_N2O Other | 0.050000 | EPA (included HFC) |
| N2O_NOX Gasoline | 0.041600 | ARB EMFAC FAQs' |
| MWh/kWh | 0.001000 | |
| GWh/kWh | 0.000001 | |
| lbs/gram | 0 002204623 | |
| kg/mt | 1000 | |
| mt/gram | 0.000001 | |
| mt/lbs | 0 000453592 | |
| ton/lbs | 0.0005 | |
| ton/gram | 1 10E-06 | |
| ton per cy conversion | 1 2641662 | CalEEMod |
| ton per SF conversion | 0.046 | CalEEMod |
| acre per SF conversion | 2.30E-05 | |

PG&E RPS Adjusted CO2 Emission Factors

| | | | |
|---|---|---|---|
| 2016 | 370 | lbs CO2/MWh | http://www.pge.com/includes/docs/pdfs/shared/environment/calculator/pge_ghg_emission_factor_info_sheet.pdf |
| 2017 | 349 | lbs CO2/MWh | http://www.pge.com/includes/docs/pdfs/shared/environment/calculator/pge_ghg_emission_factor_info_sheet.pdf |
| 2018 | 328 | lbs CO2/MWh | http://www.pge.com/includes/docs/pdfs/shared/environment/calculator/pge_ghg_emission_factor_info_sheet.pdf |

| | | | |
|---|---|---|---|
| CH4 electricity EF | 23 | lbs CH4/GWh | Egrid |
| N2O electricity EF | 5 | lbs N2O/GWh | Egrid |

| | | |
|---|---|---|
| CH4 GWP | 25 | AR4 |
| N2O GWP | 298 | AR4 |

| | | |
|---|---|---|
| Employee Trip Milage | 12 4 | CalEEMod (H-W, Alameda) |
| Haul Truck Trip Milage | 20 | Default |
| Trips per employee | 2 | CalEEMod default |

| | | | |
|---|---|---|---|
| Paving ROG EF | 2 62 | lbs/acre | CalEEMod (no mitigation) |
| Grading PM10 EF | 1.0605 | lbs/acre | CalEEMod (no mitigation) |
| Grading PM2.5 EF | 0 1145 | lbs/acre | CalEEMod (no mitigation) |
| Bulldozing PM10 EF | 0 752760759 | lbs/hr | CalEEMod (no mitigation) |
| Bulldozing PM2 5 EF | 0 413778428 | lbs/hr | CalEEMod (no mitigation) |
| Truck loading PM10 EF | 0.001834 | lb/ton | CalEEMod (no mitigation) |
| Truck loading PM2.5 EF | 0.000489 | lb/ton | CalEEMod (no mitigation) |
| Demo PM10 EF | 0.021400 | lb/ton | CalEEMod (no mitigation) |
| Demo PM2.5 EF | 0.003244 | lb/ton | CalEEMod (no mitigation) |

| Phase | Equipment Type/Fuel | Number | Horsepower | Hours/day |
|---|---|---|---|---|
| All Phases | Extendable Forklift | 2 | 200 | 4 |
| | Generator | 3 | 100 | 6 |
| Demolition & Excavation | Excavator | 1 | 300 | 8 |
| | Loader | 1 | 300 | 8 |
| Concrete & Framing | Tower Crane (Electric) | 1 | 500 | 8 |
| Interior | Elev Man/Mat'l Lift (Electric) | 2 | 200 | 8 |
| Exterior Finishes | Extendable Lift | 2 | 100 | 8 |
| Landscape/Hardscape | No Equipment | | | |

*Removed dump truck from Demo & Ex and landscape/Hardscape to avoid double counting with onroad emissions (per client)

Workers

| Phase Category | Number per day |
|---|---|
| Demolition | 15 |
| Grading/Excavation | 10 |
| Concrete | 80 |
| Framing/Rough-in/Interior-Finishe | 120 |
| Exterior | 100 |
| Site | 10 |
| Roofing | 10 |
| Landscape/Hardscape | 10 |

| | | |
|---|---|---|
| Site Grading | 1.38 | Acres |
| Site Grading | 0.14 | acres per day |
| Excavation | 6500 | CY |
| Demo | 1300 | CY |
| Paving | 10000 | SF |

| | |
|---|---|
| Construction hours/day | 8 |
| Minutes/hour | 60 |
| Seconds/hour | 60 |

| Phase | Phase Name | Equipment Category | Labor Category | Start Date | End Date | Working Days |
|---|---|---|---|---|---|---|
| Site Mobilization | Phase 1 | No equipment | No labor | 11/1/2016 | 11/18/2016 | 13 |
| Abatement & Demo | Phase 2 | Demolition & Excavation | Demolition | 11/18/2016 | 12/19/2016 | 19 |
| Mass Ex | Phase 3 | Demolition & Excavation | Grading/Excavation | 12/19/2016 | 1/4/2017 | 10 |
| Grade Site | Phase 4 | Demolition & Excavation | Grading/Excavation | 1/2/2017 | 1/16/2017 | 10 |
| Sub-slab Utilities | Phase 5 | Demolition & Excavation | Concrete | 1/17/2017 | 2/14/2017 | 20 |
| F/R/P SOG | Phase 6 | Concrete & Framing | Concrete | 1/26/2017 | 2/13/2017 | 20 |
| 1ST Floor Deck Shoring | Phase 7 | Concrete & Framing | Concrete | 2/15/2017 | 3/15/2017 | 20 |
| F/R/P 1ST Floor Deck | Phase 8 | Concrete & Framing | Concrete | 2/24/2017 | 3/24/2017 | 20 |
| F/R/P 1ST Floor Columns & Walls | Phase 9 | Concrete & Framing | Concrete | 3/16/2017 | 4/13/2017 | 20 |
| Mezz Floor Deck Shoring | Phase 10 | Concrete & Framing | Concrete | 4/5/2017 | 5/3/2017 | 20 |
| F/R/P Mezz Floor Deck | Phase 11 | Concrete & Framing | Concrete | 4/14/2017 | 5/12/2017 | 20 |
| F/R/P Mezz Floor Columns & Walls | Phase 12 | Concrete & Framing | Concrete | 5/4/2017 | 6/1/2017 | 20 |
| Podium Deck Shoring | Phase 13 | Concrete & Framing | Concrete | 5/24/2017 | 6/21/2017 | 20 |
| F/R/P Podium Deck | Phase 14 | Concrete & Framing | Concrete | 6/13/2017 | 7/12/2017 | 20 |
| 2ND Floor Framing | Phase 15 | Concrete & Framing | Framing/Rough-in/Interior-Finishes | 7/3/2017 | 8/15/2017 | 30 |
| 3rd Floor Framing | Phase 16 | Concrete & Framing | Framing/Rough-in/Interior-Finishes | 8/15/2017 | 9/26/2017 | 30 |
| 4th Floor Framing | Phase 17 | Concrete & Framing | Framing/Rough-in/Interior-Finishes | 9/26/2017 | 11/7/2017 | 30 |
| 5th Floor Framing | Phase 18 | Concrete & Framing | Framing/Rough-in/Interior-Finishes | 11/7/2017 | 12/21/2017 | 30 |
| 6th Floor Framing | Phase 19 | Concrete & Framing | Framing/Rough-in/Interior-Finishes | 12/21/2017 | 2/6/2018 | 30 |
| Roof Framing | Phase 20 | Concrete & Framing | Framing/Rough-in/Interior-Finishes | 2/6/2018 | 3/20/2018 | 30 |
| Roofing | Phase 21 | Exterior Finishes | Roofing | 3/7/2018 | 4/4/2018 | 20 |
| Exterior Finishes | Phase 22 | Exterior Finishes | Exterior | 3/27/2018 | 10/19/2018 | 147 |
| L1 Retail Remove Re-shores | Phase 23 | Concrete & Framing | Concrete | 8/15/2017 | 8/22/2017 | 5 |
| L1 Retail Storefronts | Phase 24 | Exterior Finishes | Exterior | 9/4/2017 | 10/2/2017 | 20 |
| L1 Retail Build out | Phase 25 | Interior | Framing/Rough-in/Interior-Finishes | 9/4/2017 | 1/15/2018 | 90 |
| L1 Parking Remove Re-shores | Phase 26 | Concrete & Framing | Concrete | 9/4/2017 | 9/11/2017 | 5 |
| L1 Parking Build out | Phase 27 | Interior | Framing/Rough-in/Interior-Finishes | 9/13/2017 | 12/1/2017 | 55 |
| Mezz Parking Remove Re-shores | Phase 28 | Concrete & Framing | Concrete | 10/23/2017 | 10/30/2017 | 5 |
| Mezz Parking Build out | Phase 29 | Interior | Framing/Rough-in/Interior-Finishes | 11/1/2017 | 2/7/2018 | 65 |
| L2 Rough In | Phase 30 | Interior | Framing/Rough-in/Interior-Finishes | 8/15/2017 | 12/26/2017 | 91 |
| L2 Finishes | Phase 31 | Interior | Framing/Rough-in/Interior-Finishes | 12/4/2017 | 4/13/2018 | 91 |
| L3 Rough In | Phase 32 | Interior | Framing/Rough-in/Interior-Finishes | 9/26/2017 | 2/7/2018 | 91 |
| L3 Finishes | Phase 33 | Interior | Framing/Rough-in/Interior-Finishes | 1/18/2018 | 5/25/2018 | 91 |
| L4 Rough In | Phase 34 | Interior | Framing/Rough-in/Interior-Finishes | 11/7/2017 | 3/21/2018 | 91 |
| L4 Finishes | Phase 35 | Interior | Framing/Rough-in/Interior-Finishes | 3/1/2018 | 7/9/2018 | 91 |
| L5 Rough In | Phase 36 | Interior | Framing/Rough-in/Interior-Finishes | 12/21/2017 | 5/2/2018 | 91 |
| L5 Finishes | Phase 37 | Interior | Framing/Rough-in/Interior-Finishes | 4/12/2018 | 8/20/2018 | 91 |
| L6 Rough In | Phase 38 | Interior | Framing/Rough-in/Interior-Finishes | 2/6/2018 | 6/13/2018 | 91 |
| L6 Finishes | Phase 39 | Interior | Framing/Rough-in/Interior-Finishes | 5/24/2018 | 10/1/2018 | 91 |
| Site Improvements | Phase 40 | Landscape/Hardscape | Landscape/Hardscape | 6/13/2018 | 10/19/2018 | 91 |
| Commissioning | Phase 41 | No equipment | Site | 8/2/2018 | 8/31/2018 | 21 |
| Testing | Phase 42 | No equipment | Site | 9/11/2018 | 10/10/2018 | 21 |
| Final Inspection | Phase 43 | No equipment | No labor | 10/19/2018 | 10/30/2018 | 7 |

| | 2016 | 2017 | 2018 |
|---|---|---|---|
| | 13 | | |
| | 19 | | |
| | 9 | 1 | |
| | | 10 | |
| | | 20 | |
| | | 20 | |
| | | 20 | |
| | | 20 | |
| | | 20 | |
| | | 20 | |
| | | 20 | |
| | | 20 | |
| | | 20 | |
| | | 20 | |
| | | 20 | |
| | | 30 | |
| | | 30 | |
| | | 30 | |
| | | 30 | |
| | | 7 | 23 |
| | | | 30 |
| | | | 20 |
| | | | 147 |
| | | 5 | |
| | | 20 | |
| | | 84 | 6 |
| | | 5 | |
| | | 55 | |
| | | 5 | |
| | | 43 | 22 |
| | | 91 | |
| | | 19 | 72 |
| | | 69 | 22 |
| | | | 91 |
| | | 39 | 52 |
| | | | 91 |
| | | 7 | 84 |
| | | | 91 |
| | | | 91 |
| | | | 91 |
| | | | 21 |
| | | | 21 |
| | | | 7 |

| | | | |
|---|---|---|---|
| | | Work Days | 521 |
| 12/31/2016 | | Exposure duration (years) | 1.994520548 |
| 1/1/2017 | | | |
| 12/31/2017 | | | |
| 1/1/2018 | | | |
| 7 | | | |
| 5 | | | |
| 260 | | | |

| | |
|---|---|
| 2016 Workdays | 44 |
| 2017 Workdays | 260 |
| 2018 Workdays | 217 |

Summary of measures
a. Water all exposed surfaces of active construction areas at least twice daily
f. Limit vehicle speeds on unpaved roads to 15 miles per hour
k. All exposed surfaces shall be watered at a frequency adequate to maintain minimum soil moisture of 12 percent. Moisture content can be verified by lab samples or moisture probe
w. All construction equipment, diesel trucks, and generators shall be equipped with Best Available Control Technology for emission reductions of NOx and PM

Efficacy

| | | |
|---|---|---|
| a. | N/A (included in #k) | |
| f. | 44% | WRAP Handbook Table 6-6 (actually applies to 25 mph, so conservative) |
| k. | 69% | WRAP Handbook Table 3-7 |
| w. | Tier 4 eq. | Project applicant (pulled emission factors from CalEEMod, see below) |
| w. | 34% | PM reduction with Diesel HPR (http://dieselhpr.com/learn-more) |
| | 14% | NOx reduction with Diesel HPR (http://dieselhpr.com/learn-more) |
| | 13% | CO reduction with Diesel HPR (http://dieselhpr.com/learn-more) |

Multipliers

| | | |
|---|---|---|
| Road Dust | N/A | <employee travel and haul trucks almost exclusively on paved roads given site conditions |
| Grading | 31.00% | |
| HPR (PM) | 66.00% | |
| HPR (NOx) | 86.00% | |
| HPR (CO) | 87.00% | |

Tier 4 Emission Factors (g/bhp-hr) NO CHANGE BY YEAR (see Tier 4 Emission Factors.xls)

| Equipment | ROG | NOX | CO | SO2 | PM10 | PM2.5 |
|---|---|---|---|---|---|---|
| Forklifts | 0.06 | 0.26 | 2.20 | 0.00 | 0.01 | 0.01 |
| Generator Sets | 0.06 | 0.26 | 3.70 | 0.01 | 0.01 | 0.01 |
| Rubber Tired Loaders | 0.06 | 0.26 | 2.20 | 0.00 | 0.01 | 0.01 |
| Aerial Lifts | 0.06 | 0.26 | 3.70 | 0.00 | 0.01 | 0.01 |
| Bore/Drill Rigs | 0.06 | 0.26 | 2.20 | 0.00 | 0.01 | 0.01 |
| Excavators | 0.06 | 0.26 | 2.20 | 0.00 | 0.01 | 0.01 |

| | | | 1 | 2 | 3 | 4 | 5 | 6 | 7 | 8 | 9 | 10 | 11.000 |
|---|---|---|---|---|---|---|---|---|---|---|---|---|---|
| Equipment Type | Year | Concatenate | HP | ROG | NOX | CO | PM10 | PM2.5 | SO2 | CO2 | CH4 | N2O |
| Aerial Lifts | 1990 | 1990Aerial Lifts15 | 15 | 1 804 | 9 999 | 4 999 | 0 968 | 0 968 | 0 833 | 568 299 | 0 162 | 0 015 |
| Aerial Lifts | 1990 | 1990Aerial Lifts25 | 25 | 2 213 | 6.92 | 5 | 0 735 | 0 735 | 0 679 | 568 299 | 0 199 | 0 015 |
| Aerial Lifts | 1990 | 1990Aerial Lifts50 | 50 | 3.256 | 7.372 | 6.91 | 0 948 | 0.948 | 0.692 | 568.299 | 0 293 | 0 015 |
| Aerial Lifts | 1990 | 1990Aerial Lifts120 | 120 | 1.927 | 13 323 | 5.026 | 1 005 | 1.005 | 0.628 | 568.299 | 0 173 | 0 015 |
| Aerial Lifts | 1990 | 1990Aerial Lifts500 | 500 | 1.214 | 11 7 | 6 886 | 0.605 | 0.605 | 0 525 | 568.299 | 0 109 | 0 015 |
| Aerial Lifts | 1990 | 1990Aerial Lifts750 | 750 | 1.214 | 11 7 | 6 887 | 0 605 | 0 605 | 0 538 | 568 299 | 0 109 | 0 015 |
| Aerial Lifts | 2000 | 2000Aerial Lifts15 | 15 | 1 629 | 8 804 | 4 729 | 0.737 | 0.737 | 0 079 | 568 299 | 0.147 | 0 015 |
| Aerial Lifts | 2000 | 2000Aerial Lifts25 | 25 | 2 077 | 6.401 | 4 749 | 0 569 | 0 569 | 0 064 | 568 299 | 0.187 | 0 015 |
| Aerial Lifts | 2000 | 2000Aerial Lifts50 | 50 | 3.084 | 6.596 | 6.643 | 0.711 | 0.711 | 0 065 | 568 3 | 0.278 | 0 015 |
| Aerial Lifts | 2000 | 2000Aerial Lifts120 | 120 | 1.569 | 9 602 | 4 216 | 0 705 | 0.705 | 0 059 | 568.299 | 0.141 | 0 015 |
| Aerial Lifts | 2000 | 2000Aerial Lifts500 | 500 | 0.819 | 8 191 | 3.931 | 0.31 | 0.31 | 0 049 | 568.3 | 0.073 | 0 015 |
| Aerial Lifts | 2000 | 2000Aerial Lifts750 | 750 | 0 819 | 8 191 | 3 931 | 0 31 | 0 31 | 0 051 | 568 299 | 0 073 | 0 015 |
| Aerial Lifts | 2005 | 2005Aerial Lifts15 | 15 | 0 907 | 5 927 | 3 649 | 0 424 | 0 424 | 0 079 | 568 3 | 0 081 | 0 015 |
| Aerial Lifts | 2005 | 2005Aerial Lifts25 | 25 | 1 558 | 5 978 | 3 804 | 0 474 | 0 474 | 0 064 | 568 299 | 0 14 | 0 015 |
| Aerial Lifts | 2005 | 2005Aerial Lifts50 | 50 | 2.717 | 6.139 | 6 122 | 0.657 | 0.657 | 0.065 | 568.299 | 0 245 | 0 015 |
| Aerial Lifts | 2005 | 2005Aerial Lifts120 | 120 | 1.34 | 8 079 | 3 898 | 0 651 | 0.651 | 0 059 | 568 299 | 0 12 | 0 015 |
| Aerial Lifts | 2005 | 2005Aerial Lifts500 | 500 | 0.556 | 6.521 | 2.307 | 0 217 | 0.217 | 0 049 | 568 299 | 0.05 | 0 015 |
| Aerial Lifts | 2005 | 2005Aerial Lifts750 | 750 | 0 572 | 6 666 | 2.307 | 0 219 | 0 219 | 0.051 | 568 299 | 0.051 | 0 015 |
| Aerial Lifts | 2010 | 2010Aerial Lifts15 | 15 | 0.5434 | 4 927 | 3 62771 | 0.3219 | 0.2961 | 0 0054 | 583 4159 | 0 1698 | 0 015 |
| Aerial Lifts | 2010 | 2010Aerial Lifts25 | 25 | 0 5434 | 4 927 | 3 62771 | 0 3219 | 0 2961 | 0 0054 | 583.4159 | 0.1698 | 0 015 |
| Aerial Lifts | 2010 | 2010Aerial Lifts50 | 50 | 0.5434 | 4 927 | 3.62771 | 0.3219 | 0.2961 | 0.0054 | 583 4159 | 0.1698 | 0 015 |
| Aerial Lifts | 2010 | 2010Aerial Lifts120 | 120 | 0 4018 | 5 13121 | 3.35167 | 0.3293 | 0 303 | 0 0049 | 524 5713 | 0 1527 | 0 013 |
| Aerial Lifts | 2010 | 2010Aerial Lifts500 | 500 | 0 4562 | 7.02372 | 1.70527 | 0.2198 | 0 2022 | 0.0049 | 524 505 | 0 1527 | 0 013 |
| Aerial Lifts | 2010 | 2010Aerial Lifts750 | 750 | 0 409 | 5 216 | 1 535 | 0 16 | 0.16 | 0.005 | 568 299 | 0 036 | 0 015 |
| Aerial Lifts | 2011 | 2011Aerial Lifts15 | 15 | 0 4143 | 4 84101 | 3 43961 | 0 2745 | 0 2525 | 0 0054 | 581 9574 | 0 1698 | 0 015 |
| Aerial Lifts | 2011 | 2011Aerial Lifts25 | 25 | 0.4143 | 4 84101 | 3.43961 | 0 2745 | 0.2525 | 0.0054 | 581.9574 | 0 1698 | 0 015 |
| Aerial Lifts | 2011 | 2011Aerial Lifts50 | 50 | 0 4143 | 4.84101 | 3.43961 | 0.2745 | 0 2525 | 0.0054 | 581.9574 | 0.1698 | 0.015 |
| Aerial Lifts | 2011 | 2011Aerial Lifts120 | 120 | 0.3413 | 4 72007 | 3 31532 | 0.2874 | 0.2644 | 0.0049 | 523.2599 | 0.1527 | 0.013 |
| Aerial Lifts | 2011 | 2011Aerial Lifts500 | 500 | 0 4599 | 7 05257 | 1 71344 | 0 2223 | 0.2045 | 0 0049 | 523 1938 | 0 1527 | 0 013 |
| Aerial Lifts | 2011 | 2011Aerial Lifts750 | 750 | 0 373 | 4.839 | 1.402 | 0 144 | 0 144 | 0.005 | 568 299 | 0 033 | 0 015 |
| Aerial Lifts | 2012 | 2012Aerial Lifts15 | 15 | 0.3771 | 4 66755 | 3 41137 | 0.2468 | 0.2271 | 0.0054 | 580.4989 | 0.1698 | 0 015 |
| Aerial Lifts | 2012 | 2012Aerial Lifts25 | 25 | 0.3771 | 4.66755 | 3.41137 | 0 2468 | 0.2271 | 0.0054 | 580.4989 | 0.1698 | 0.015 |
| Aerial Lifts | 2012 | 2012Aerial Lifts50 | 50 | 0.3771 | 4.66755 | 3.41137 | 0.2468 | 0.2271 | 0 0054 | 580 4989 | 0 1698 | 0 015 |
| Aerial Lifts | 2012 | 2012Aerial Lifts120 | 120 | 0 2927 | 4 38748 | 3 28979 | 0 2511 | 0.231 | 0 0049 | 521.9485 | 0.1527 | 0 013 |
| Aerial Lifts | 2012 | 2012Aerial Lifts500 | 500 | 0.4635 | 7.08141 | 1 72161 | 0.2247 | 0.2067 | 0.0049 | 521.8825 | 0.1527 | 0.013 |
| Aerial Lifts | 2012 | 2012Aerial Lifts750 | 750 | 0.346 | 4 488 | 1.307 | 0.131 | 0.131 | 0.005 | 568.299 | 0.031 | 0.015 |
| Aerial Lifts | 2013 | 2013Aerial Lifts15 | 15 | 0 3068 | 4 33199 | 3.29997 | 0.1958 | 0.1801 | 0.0054 | 577.5818 | 0.1698 | 0.015 |
| Aerial Lifts | 2013 | 2013Aerial Lifts25 | 25 | 0.3068 | 4 33199 | 3.29997 | 0.1958 | 0.1801 | 0.0054 | 577.5818 | 0.1698 | 0.015 |
| Aerial Lifts | 2013 | 2013Aerial Lifts50 | 50 | 0.3068 | 4 33199 | 3.29997 | 0.1958 | 0.1801 | 0.0054 | 577.5818 | 0.1698 | 0.015 |
| Aerial Lifts | 2013 | 2013Aerial Lifts120 | 120 | 0.2425 | 3 92887 | 3.25075 | 0.2017 | 0.1856 | 0.0049 | 519.3256 | 0.1527 | 0.013 |
| Aerial Lifts | 2013 | 2013Aerial Lifts500 | 500 | 0.233 | 4.58384 | 0.97787 | 0.1001 | 0.0921 | 0.0049 | 519.26 | 0.1527 | 0.013 |
| Aerial Lifts | 2013 | 2013Aerial Lifts750 | 750 | 0 322 | 4.155 | 1 237 | 0.119 | 0 119 | 0.005 | 568 299 | 0.029 | 0.015 |
| Aerial Lifts | 2014 | 2014Aerial Lifts15 | 15 | 0.2605 | 4 09559 | 3.23337 | 0 1577 | 0.1451 | 0.0054 | 574.6647 | 0.1698 | 0.015 |
| Aerial Lifts | 2014 | 2014Aerial Lifts25 | 25 | 0.2605 | 4.09559 | 3.23337 | 0.1577 | 0 1451 | 0.0054 | 574 6647 | 0.1698 | 0.015 |
| Aerial Lifts | 2014 | 2014Aerial Lifts50 | 50 | 0.2605 | 4.09559 | 3.23337 | 0.1577 | 0.1451 | 0.0054 | 574 6647 | 0.1698 | 0.015 |
| Aerial Lifts | 2014 | 2014Aerial Lifts120 | 120 | 0.2023 | 3.37278 | 3.2195 | 0.1608 | 0.1479 | 0 0049 | 516 7028 | 0.1527 | 0.013 |
| Aerial Lifts | 2014 | 2014Aerial Lifts500 | 500 | 0.2362 | 4 60231 | 0.98271 | 0.1012 | 0.0931 | 0.0049 | 516 6375 | 0.1527 | 0.013 |
| Aerial Lifts | 2014 | 2014Aerial Lifts750 | 750 | 0 299 | 3.761 | 1.178 | 0.109 | 0.109 | 0.005 | 568.299 | 0 027 | 0.015 |
| Aerial Lifts | 2015 | 2015Aerial Lifts15 | 15 | 0.2484 | 3.93284 | 3.23342 | 0 136 | 0 1251 | 0.0054 | 568.8305 | 0.1698 | 0.015 |
| Aerial Lifts | 2015 | 2015Aerial Lifts25 | 25 | 0.2484 | 3.93284 | 3.23342 | 0.136 | 0.1251 | 0.0054 | 568.8305 | 0.1698 | 0.015 |
| Aerial Lifts | 2015 | 2015Aerial Lifts50 | 50 | 0.2484 | 3.93284 | 3 23342 | 0.136 | 0.1251 | 0.0054 | 568.8305 | 0.1698 | 0.015 |
| Aerial Lifts | 2015 | 2015Aerial Lifts120 | 120 | 0 1906 | 3.1134 | 3.21782 | 0.1431 | 0.1316 | 0.0049 | 511 457 | 0.1527 | 0 013 |
| Aerial Lifts | 2015 | 2015Aerial Lifts500 | 500 | 0.2394 | 4.62077 | 0.98755 | 0.1023 | 0.0941 | 0 0049 | 511.3924 | 0.1527 | 0.013 |
| Aerial Lifts | 2015 | 2015Aerial Lifts750 | 750 | 0 278 | 3.38 | 1.13 | 0.098 | 0.098 | 0.005 | 568.299 | 0.025 | 0.015 |
| Aerial Lifts | 2016 | 2016Aerial Lifts15 | 15 | 0.2278 | 3.67571 | 3.19737 | 0 1046 | 0.0963 | 0.0054 | 562.9964 | 0.1698 | 0.014 |
| Aerial Lifts | 2016 | 2016Aerial Lifts25 | 25 | 0.2278 | 3.67571 | 3.19737 | 0 1046 | 0 0963 | 0.0054 | 562.9964 | 0.1698 | 0.014 |
| Aerial Lifts | 2016 | 2016Aerial Lifts50 | 50 | 0.2278 | 3.67571 | 3 19737 | 0.1046 | 0.0963 | 0.0054 | 562.9964 | 0.1698 | 0.014 |
| Aerial Lifts | 2016 | 2016Aerial Lifts120 | 120 | 0.1655 | 2.72218 | 3 20103 | 0.1119 | 0 103 | 0 0049 | 506.2113 | 0.1527 | 0 013 |
| Aerial Lifts | 2016 | 2016Aerial Lifts500 | 500 | 0 2426 | 4.63924 | 0.99238 | 0.1034 | 0.0952 | 0.0049 | 506 1474 | 0.1527 | 0.013 |
| Aerial Lifts | 2016 | 2016Aerial Lifts750 | 750 | 0.257 | 3.015 | 1.089 | 0.088 | 0.088 | 0.005 | 568.299 | 0.023 | 0.015 |
| Aerial Lifts | 2017 | 2017Aerial Lifts15 | 15 | 0.2091 | 3.46956 | 3.16913 | 0.0789 | 0.0726 | 0.0054 | 554.2451 | 0.1698 | 0.014 |
| Aerial Lifts | 2017 | 2017Aerial Lifts25 | 25 | 0 2091 | 3 46956 | 3 16913 | 0 0789 | 0.0726 | 0 0054 | 554.2451 | 0.1698 | 0.014 |
| Aerial Lifts | 2017 | 2017Aerial Lifts50 | 50 | 0.2091 | 3 46956 | 3 16913 | 0.0789 | 0.0726 | 0.0054 | 554.2451 | 0.1698 | 0.014 |
| Aerial Lifts | 2017 | 2017Aerial Lifts120 | 120 | 0.1427 | 2.36368 | 3 18429 | 0.0834 | 0.0768 | 0.0049 | 498.3428 | 0.1527 | 0 013 |
| Aerial Lifts | 2017 | 2017Aerial Lifts500 | 500 | 0.2457 | 4 6577 | 0.99722 | 0.1046 | 0.0962 | 0.0049 | 498.2798 | 0.1527 | 0 013 |
| Aerial Lifts | 2017 | 2017Aerial Lifts750 | 750 | 0 239 | 2.68 | 1.059 | 0.079 | 0.079 | 0.005 | 568.299 | 0.021 | 0.015 |
| Aerial Lifts | 2018 | 2018Aerial Lifts15 | 15 | 0.1817 | 3 2101 | 3 11639 | 0 0542 | 0.0499 | 0.0054 | 545 4939 | 0.1698 | 0.014 |
| Aerial Lifts | 2018 | 2018Aerial Lifts25 | 25 | 0.1817 | 3 2101 | 3 11639 | 0 0542 | 0.0499 | 0.0054 | 545 4939 | 0.1698 | 0 014 |
| Aerial Lifts | 2018 | 2018Aerial Lifts50 | 50 | 0.1817 | 3 2101 | 3.11639 | 0.0542 | 0.0499 | 0.0054 | 545.4939 | 0.1698 | 0.014 |
| Aerial Lifts | 2018 | 2018Aerial Lifts120 | 120 | 0 1219 | 2 0536 | 3.16685 | 0.0571 | 0.0525 | 0.0049 | 490.4742 | 0 1527 | 0.013 |
| Aerial Lifts | 2018 | 2018Aerial Lifts500 | 500 | 0.0623 | 0 63368 | 0.93655 | 0.0088 | 0 0081 | 0.0049 | 490.4122 | 0.1527 | 0.013 |
| Aerial Lifts | 2018 | 2018Aerial Lifts750 | 750 | 0.225 | 2.385 | 1.037 | 0.071 | 0.071 | 0.005 | 568.299 | 0.02 | 0.015 |
| Aerial Lifts | 2019 | 2019Aerial Lifts15 | 15 | 0.1719 | 3.07945 | 3 11451 | 0.0417 | 0.0384 | 0.0054 | 536.7427 | 0 1698 | 0.014 |
| Aerial Lifts | 2019 | 2019Aerial Lifts25 | 25 | 0.1719 | 3.07945 | 3.11451 | 0.0417 | 0.0384 | 0.0054 | 536.7427 | 0.1698 | 0.014 |
| Aerial Lifts | 2019 | 2019Aerial Lifts50 | 50 | 0.1719 | 3 07945 | 3.11451 | 0 0417 | 0.0384 | 0 0054 | 536 7427 | 0.1698 | 0.014 |
| Aerial Lifts | 2019 | 2019Aerial Lifts120 | 120 | 0 1182 | 1.97658 | 3.17254 | 0.0485 | 0.0446 | 0.0049 | 482.6056 | 0.1527 | 0.012 |
| Aerial Lifts | 2019 | 2019Aerial Lifts500 | 500 | 0 0655 | 0 63586 | 0.94139 | 0.0089 | 0.0082 | 0.0049 | 482.5446 | 0.1527 | 0.012 |
| Aerial Lifts | 2019 | 2019Aerial Lifts750 | 750 | 0.212 | 2.117 | 1 023 | 0 064 | 0.064 | 0.005 | 568.299 | 0 019 | 0.015 |
| Aerial Lifts | 2020 | 2020Aerial Lifts15 | 15 | 0.1676 | 2.95486 | 3.09942 | 0.0309 | 0.0284 | 0.0054 | 525.0743 | 0.1698 | 0.013 |
| Aerial Lifts | 2020 | 2020Aerial Lifts25 | 25 | 0.1676 | 2 95486 | 3.09942 | 0.0309 | 0.0284 | 0.0054 | 525.0743 | 0.1698 | 0.013 |
| Aerial Lifts | 2020 | 2020Aerial Lifts50 | 50 | 0.1676 | 2 95486 | 3.09942 | 0.0309 | 0.0284 | 0.0054 | 525.0743 | 0.1698 | 0.013 |
| Aerial Lifts | 2020 | 2020Aerial Lifts120 | 120 | 0.1149 | 1.86859 | 3.1768 | 0.0416 | 0 0382 | 0.0049 | 472.1142 | 0.1527 | 0.012 |
| Aerial Lifts | 2020 | 2020Aerial Lifts500 | 500 | 0.0688 | 0.63803 | 0 94623 | 0.009 | 0.0083 | 0.0049 | 472 0545 | 0.1527 | 0.012 |
| Aerial Lifts | 2020 | 2020Aerial Lifts750 | 750 | 0.2 | 1.868 | 1 013 | 0.057 | 0.057 | 0 005 | 568.299 | 0.018 | 0.015 |
| Aerial Lifts | 2021 | 2021Aerial Lifts15 | 15 | 0.1648 | 2.92238 | 3 11369 | 0.0265 | 0.0244 | 0.0054 | 525.0743 | 0.1698 | 0.013 |
| Aerial Lifts | 2021 | 2021Aerial Lifts25 | 25 | 0.1648 | 2.92238 | 3 11369 | 0 0265 | 0.0244 | 0 0054 | 525.0743 | 0.1698 | 0.013 |
| Aerial Lifts | 2021 | 2021Aerial Lifts50 | 50 | 0.1648 | 2.92238 | 3.11369 | 0.0265 | 0.0244 | 0.0054 | 525.0743 | 0.1698 | 0.013 |
| Aerial Lifts | 2021 | 2021Aerial Lifts120 | 120 | 0.1088 | 1 74368 | 3.17624 | 0.0333 | 0.0306 | 0.0049 | 472.1142 | 0.1527 | 0.012 |
| Aerial Lifts | 2021 | 2021Aerial Lifts500 | 500 | 0 072 | 0.64021 | 0.95107 | 0.0091 | 0.0083 | 0.0049 | 472 0545 | 0.1527 | 0.012 |
| Aerial Lifts | 2021 | 2021Aerial Lifts750 | 750 | 0 187 | 1 61 | 1.004 | 0.05 | 0.05 | 0.005 | 568 299 | 0 016 | 0 015 |
| Aerial Lifts | 2022 | 2022Aerial Lifts15 | 15 | 0.1619 | 2 90676 | 3.11231 | 0.0243 | 0.0223 | 0.0054 | 525.0743 | 0.1698 | 0 013 |
| Aerial Lifts | 2022 | 2022Aerial Lifts25 | 25 | 0 1619 | 2 90676 | 3 11231 | 0.0243 | 0 0223 | 0.0054 | 525 0743 | 0 1698 | 0.013 |
| Aerial Lifts | 2022 | 2022Aerial Lifts50 | 50 | 0 1619 | 2 90676 | 3 11231 | 0 0243 | 0.0223 | 0.0054 | 525.0743 | 0 1698 | 0 013 |
| Aerial Lifts | 2022 | 2022Aerial Lifts120 | 120 | 0.1047 | 1 62659 | 3.17602 | 0.0302 | 0 0278 | 0 0049 | 472 1142 | 0.1527 | 0.012 |
| Aerial Lifts | 2022 | 2022Aerial Lifts500 | 500 | 0.0753 | 0 64238 | 0 95591 | 0.0092 | 0.0084 | 0.0049 | 472 0545 | 0 1527 | 0 012 |
| Aerial Lifts | 2022 | 2022Aerial Lifts750 | 750 | 0.177 | 1 424 | 0 998 | 0 044 | 0 044 | 0 005 | 568 299 | 0.016 | 0 015 |
| Aerial Lifts | 2023 | 2023Aerial Lifts15 | 15 | 0 1626 | 2.89722 | 3 12196 | 0 0231 | 0 0213 | 0.0054 | 525 0743 | 0 1698 | 0 013 |
| Aerial Lifts | 2023 | 2023Aerial Lifts25 | 25 | 0.1626 | 2.89722 | 3 12196 | 0.0231 | 0.0213 | 0.0054 | 525 0743 | 0 1698 | 0 013 |
| Aerial Lifts | 2023 | 2023Aerial Lifts50 | 50 | 0 1626 | 2 89722 | 3 12196 | 0.0231 | 0.0213 | 0 0054 | 525.0743 | 0.1698 | 0.013 |
| Aerial Lifts | 2023 | 2023Aerial Lifts120 | 120 | 0 1005 | 1.5481 | 3 17029 | 0.0267 | 0.0246 | 0 0049 | 472.1142 | 0.1527 | 0.012 |
| Aerial Lifts | 2023 | 2023Aerial Lifts500 | 500 | 0.0785 | 0.64456 | 0.96074 | 0.0092 | 0.0085 | 0.0049 | 472.0545 | 0.1527 | 0.012 |
| Aerial Lifts | 2023 | 2023Aerial Lifts750 | 750 | 0.169 | 1 265 | 0 995 | 0 038 | 0.038 | 0.005 | 568.299 | 0 015 | 0 015 |
| Aerial Lifts | 2024 | 2024Aerial Lifts15 | 15 | 0 1586 | 2 88821 | 3 11285 | 0 0217 | 0 0199 | 0 0054 | 525 0743 | 0.1698 | 0.013 |
| Aerial Lifts | 2024 | 2024Aerial Lifts25 | 25 | 0.1586 | 2 88821 | 3.11285 | 0.0217 | 0.0199 | 0.0054 | 525.0743 | 0.1698 | 0.013 |
| Aerial Lifts | 2024 | 2024Aerial Lifts50 | 50 | 0.1586 | 2 88821 | 3.11285 | 0.0217 | 0.0199 | 0.0054 | 525.0743 | 0.1698 | 0 013 |
| Aerial Lifts | 2024 | 2024Aerial Lifts120 | 120 | 0.1005 | 1 52789 | 3 17255 | 0.0265 | 0 0244 | 0 0049 | 472.1142 | 0.1527 | 0.012 |
| Aerial Lifts | 2024 | 2024Aerial Lifts500 | 500 | 0.0818 | 0.64674 | 0 96558 | 0 0093 | 0.0086 | 0.0049 | 472.0545 | 0 1527 | 0 012 |
| Aerial Lifts | 2024 | 2024Aerial Lifts750 | 750 | 0.161 | 1.115 | 0 991 | 0.033 | 0.033 | 0 005 | 568 299 | 0.014 | 0 015 |
| Aerial Lifts | 2025 | 2025Aerial Lifts15 | 15 | 0 1536 | 2.87882 | 3.08837 | 0.0207 | 0 019 | 0 0054 | 525 0743 | 0.1698 | 0.013 |
| Aerial Lifts | 2025 | 2025Aerial Lifts25 | 25 | 0 1536 | 2 87882 | 3 08837 | 0.0207 | 0.019 | 0 0054 | 525.0743 | 0.1698 | 0 013 |

| | | | | | | | | | | | | |
|---|---|---|---|---|---|---|---|---|---|---|---|---|
| Aerial Lifts | 2025 | 2025Aerial Lifts50 | 50 | 0 1536 | 2 87882 | 3 08837 | 0.0207 | 0 019 | 0.0054 | 525 0743 | 0.1698 | 0 013 |
| Aerial Lifts | 2025 | 2025Aerial Lifts120 | 120 | 0.0988 | 1 51077 | 3 16742 | 0 0259 | 0.0238 | 0.0049 | 472 1142 | 0 1527 | 0.012 |
| Aerial Lifts | 2025 | 2025Aerial Lifts500 | 500 | 0 085 | 0.64891 | 0 97042 | 0.0094 | 0.0087 | 0.0049 | 472 0545 | 0 1527 | 0.012 |
| Aerial Lifts | 2025 | 2025Aerial Lifts750 | 750 | 0 153 | 0.974 | 0.989 | 0 028 | 0.028 | 0 005 | 568 299 | 0 013 | 0 015 |
| Aerial Lifts | 2030 | 2030Aerial Lifts15 | 15 | 0.661 | 4.142 | 3.469 | 0 161 | 0 161 | 0 008 | 568 299 | 0 059 | 0 015 |
| Aerial Lifts | 2030 | 2030Aerial Lifts25 | 25 | 0 685 | 4 332 | 2 339 | 0.162 | 0.162 | 0.007 | 568 299 | 0 061 | 0 015 |
| Aerial Lifts | 2030 | 2030Aerial Lifts50 | 50 | 0 339 | 3 135 | 3 764 | 0 04 | 0 04 | 0 007 | 568 3 | 0 03 | 0 015 |
| Aerial Lifts | 2030 | 2030Aerial Lifts120 | 120 | 0 188 | 1 657 | 3 352 | 0 036 | 0 036 | 0 006 | 568 299 | 0 017 | 0 015 |
| Aerial Lifts | 2030 | 2030Aerial Lifts500 | 500 | 0 126 | 0 479 | 0 986 | 0 016 | 0 016 | 0 005 | 568 299 | 0 011 | 0 015 |
| Aerial Lifts | 2030 | 2030Aerial Lifts750 | 750 | 0 126 | 0 485 | 0 986 | 0 016 | 0 016 | 0 005 | 568 299 | 0 011 | 0 015 |
| Aerial Lifts | 2035 | 2035Aerial Lifts15 | 15 | 0 661 | 4 142 | 3 469 | 0 161 | 0 161 | 0 008 | 568 299 | 0 059 | 0 015 |
| Aerial Lifts | 2035 | 2035Aerial Lifts25 | 25 | 0 685 | 4 332 | 2 339 | 0 161 | 0 161 | 0 007 | 568 299 | 0 061 | 0 015 |
| Aerial Lifts | 2035 | 2035Aerial Lifts50 | 50 | 0 297 | 3 017 | 3 726 | 0 019 | 0 019 | 0 007 | 568 299 | 0 026 | 0 015 |
| Aerial Lifts | 2035 | 2035Aerial Lifts120 | 120 | 0 166 | 1 466 | 3 345 | 0 017 | 0 017 | 0 006 | 568 299 | 0 014 | 0 015 |
| Aerial Lifts | 2035 | 2035Aerial Lifts500 | 500 | 0 116 | 0 33 | 0 986 | 0 011 | 0 011 | 0 005 | 568 299 | 0 01 | 0 015 |
| Aerial Lifts | 2035 | 2035Aerial Lifts750 | 750 | 0 116 | 0 33 | 0 986 | 0 011 | 0 011 | 0 005 | 568 299 | 0 01 | 0 015 |
| Aerial Lifts | 2040 | 2040Aerial Lifts15 | 15 | 0 661 | 4 142 | 3 469 | 0 161 | 0 161 | 0 008 | 568 299 | 0 059 | 0 015 |
| Aerial Lifts | 2040 | 2040Aerial Lifts25 | 25 | 0 685 | 4 332 | 2 339 | 0 161 | 0 161 | 0 007 | 568 299 | 0 061 | 0 015 |
| Aerial Lifts | 2040 | 2040Aerial Lifts50 | 50 | 0 295 | 2 966 | 3 723 | 0 013 | 0 013 | 0 007 | 568 299 | 0 026 | 0 015 |
| Aerial Lifts | 2040 | 2040Aerial Lifts120 | 120 | 0 161 | 1 407 | 3 344 | 0 012 | 0 012 | 0 006 | 568 299 | 0 014 | 0 015 |
| Aerial Lifts | 2040 | 2040Aerial Lifts500 | 500 | 0 112 | 0 279 | 0 986 | 0 009 | 0 009 | 0 005 | 568 299 | 0 01 | 0 015 |
| Aerial Lifts | 2040 | 2040Aerial Lifts750 | 750 | 0 112 | 0 279 | 0 986 | 0 009 | 0 009 | 0 005 | 568 299 | 0 01 | 0 015 |
| Air Compressors | 1990 | 1990Air Compressors15 | 15 | 1 804 | 9 999 | 4 999 | 0 974 | 0 974 | 1 018 | 568 299 | 0 162 | 0 015 |
| Air Compressors | 1990 | 1990Air Compressors25 | 25 | 2 213 | 6 919 | 4 999 | 0 74 | 0 74 | 0 83 | 568 299 | 0 199 | 0 015 |
| Air Compressors | 1990 | 1990Air Compressors50 | 50 | 4 232 | 7 735 | 8 684 | 1 152 | 1 152 | 0 846 | 568 3 | 0 381 | 0 015 |
| Air Compressors | 1990 | 1990Air Compressors120 | 120 | 2 2 | 14 348 | 5 46 | 1 216 | 1 216 | 0 768 | 568 299 | 0 198 | 0 015 |
| Air Compressors | 1990 | 1990Air Compressors175 | 175 | 1 504 | 12 906 | 4 835 | 0 806 | 0 806 | 0 736 | 568 299 | 0 135 | 0 015 |
| Air Compressors | 1990 | 1990Air Compressors250 | 250 | 1 504 | 12 906 | 4 835 | 0 806 | 0 806 | 0 736 | 568 299 | 0 135 | 0 015 |
| Air Compressors | 1990 | 1990Air Compressors500 | 500 | 1 348 | 12 363 | 9 633 | 0 704 | 0 704 | 0 642 | 568 299 | 0 121 | 0 015 |
| Air Compressors | 1990 | 1990Air Compressors750 | 750 | 1 348 | 12 363 | 9 633 | 0 704 | 0 704 | 0 658 | 568 299 | 0 121 | 0 015 |
| Air Compressors | 1990 | 1990Air Compressors1000 | 1000 | 1 344 | 12 363 | 9 633 | 0 699 | 0 699 | 0 658 | 568 3 | 0 121 | 0 015 |
| Air Compressors | 2000 | 2000Air Compressors15 | 15 | 1 723 | 9 08 | 4 875 | 0 747 | 0 747 | 0 079 | 568 299 | 0 155 | 0 015 |
| Air Compressors | 2000 | 2000Air Compressors25 | 25 | 2 095 | 6 405 | 4 783 | 0 569 | 0 569 | 0 065 | 568 299 | 0 189 | 0 015 |
| Air Compressors | 2000 | 2000Air Compressors50 | 50 | 3 963 | 6 902 | 8 261 | 0 851 | 0 851 | 0 066 | 568 299 | 0 357 | 0 015 |
| Air Compressors | 2000 | 2000Air Compressors120 | 120 | 1 771 | 10 276 | 4 544 | 0 835 | 0 835 | 0 06 | 568 3 | 0 159 | 0 015 |
| Air Compressors | 2000 | 2000Air Compressors175 | 175 | 1 185 | 9 332 | 3 7 | 0 494 | 0 494 | 0 057 | 568 299 | 0 106 | 0 015 |
| Air Compressors | 2000 | 2000Air Compressors250 | 250 | 0 994 | 8 985 | 2 949 | 0 406 | 0 406 | 0 057 | 568 299 | 0 089 | 0 015 |
| Air Compressors | 2000 | 2000Air Compressors500 | 500 | 0 908 | 8 611 | 5 008 | 0 36 | 0 36 | 0 05 | 568 299 | 0 082 | 0 015 |
| Air Compressors | 2000 | 2000Air Compressors750 | 750 | 0 908 | 8 611 | 5 008 | 0 36 | 0 36 | 0 051 | 568 299 | 0 082 | 0 015 |
| Air Compressors | 2000 | 2000Air Compressors1000 | 1000 | 1 004 | 9 212 | 5 6 | 0 379 | 0 379 | 0 051 | 568 299 | 0 09 | 0 015 |
| Air Compressors | 2005 | 2005Air Compressors15 | 15 | 1 394 | 7 817 | 4 38 | 0 621 | 0 621 | 0 079 | 568 299 | 0 125 | 0 015 |
| Air Compressors | 2005 | 2005Air Compressors25 | 25 | 1 622 | 6 014 | 3 922 | 0 483 | 0 483 | 0 065 | 568 299 | 0 146 | 0 015 |
| Air Compressors | 2005 | 2005Air Compressors50 | 50 | 3 545 | 6 447 | 7 671 | 0 792 | 0 792 | 0 066 | 568 299 | 0 319 | 0 015 |
| Air Compressors | 2005 | 2005Air Compressors120 | 120 | 1 518 | 8 646 | 4 196 | 0 775 | 0 775 | 0 06 | 568 299 | 0 137 | 0 015 |
| Air Compressors | 2005 | 2005Air Compressors175 | 175 | 0 994 | 7 911 | 3 339 | 0 428 | 0 428 | 0 057 | 568 299 | 0 089 | 0 015 |
| Air Compressors | 2005 | 2005Air Compressors250 | 250 | 0 711 | 7 465 | 1 989 | 0 281 | 0 281 | 0 057 | 568 299 | 0 064 | 0 015 |
| Air Compressors | 2005 | 2005Air Compressors500 | 500 | 0 63 | 6 868 | 2 602 | 0 252 | 0 252 | 0 05 | 568 299 | 0 056 | 0 015 |
| Air Compressors | 2005 | 2005Air Compressors750 | 750 | 0 644 | 7 019 | 2 602 | 0 255 | 0 255 | 0 051 | 568 299 | 0 058 | 0 015 |
| Air Compressors | 2005 | 2005Air Compressors1000 | 1000 | 0 773 | 8 036 | 3 154 | 0 271 | 0 271 | 0 051 | 568 299 | 0 069 | 0 015 |
| Air Compressors | 2010 | 2010Air Compressors15 | 15 | 1 124 | 6 554 | 4 027 | 0 473 | 0 473 | 0 008 | 568 299 | 0 101 | 0 015 |
| Air Compressors | 2010 | 2010Air Compressors25 | 25 | 1 267 | 5 477 | 3 309 | 0 384 | 0 384 | 0 007 | 568 299 | 0 114 | 0 015 |
| Air Compressors | 2010 | 2010Air Compressors50 | 50 | 2 929 | 6 067 | 7 121 | 0 669 | 0 669 | 0 007 | 568 299 | 0 264 | 0 015 |
| Air Compressors | 2010 | 2010Air Compressors120 | 120 | 1 213 | 7 183 | 4 044 | 0 653 | 0 653 | 0 006 | 568 299 | 0 109 | 0 015 |
| Air Compressors | 2010 | 2010Air Compressors175 | 175 | 0 808 | 6 422 | 3 277 | 0 361 | 0 361 | 0 006 | 568 299 | 0 072 | 0 015 |
| Air Compressors | 2010 | 2010Air Compressors250 | 250 | 0 525 | 6 008 | 1 468 | 0 198 | 0 198 | 0 006 | 568 299 | 0 047 | 0 015 |
| Air Compressors | 2010 | 2010Air Compressors500 | 500 | 0 471 | 5 363 | 1 648 | 0 182 | 0 182 | 0 005 | 568 299 | 0 042 | 0 015 |
| Air Compressors | 2010 | 2010Air Compressors750 | 750 | 0 479 | 5 507 | 1 648 | 0 185 | 0 185 | 0 005 | 568 299 | 0 043 | 0 015 |
| Air Compressors | 2010 | 2010Air Compressors1000 | 1000 | 0 601 | 6 994 | 2 147 | 0 209 | 0 209 | 0 005 | 568 299 | 0 054 | 0 015 |
| Air Compressors | 2011 | 2011Air Compressors15 | 15 | 1 067 | 6 283 | 3 952 | 0 441 | 0 441 | 0 008 | 568 299 | 0 096 | 0 015 |
| Air Compressors | 2011 | 2011Air Compressors25 | 25 | 1 192 | 5 36 | 3 179 | 0 361 | 0 361 | 0 007 | 568 299 | 0 107 | 0 015 |
| Air Compressors | 2011 | 2011Air Compressors50 | 50 | 2 741 | 5 972 | 6 919 | 0 636 | 0 636 | 0 007 | 568 299 | 0 247 | 0 015 |
| Air Compressors | 2011 | 2011Air Compressors120 | 120 | 1 14 | 6 805 | 4 005 | 0 626 | 0 626 | 0 006 | 568 299 | 0 102 | 0 015 |
| Air Compressors | 2011 | 2011Air Compressors175 | 175 | 0 765 | 6 065 | 3 264 | 0 347 | 0 347 | 0 006 | 568 299 | 0 069 | 0 015 |
| Air Compressors | 2011 | 2011Air Compressors250 | 250 | 0 485 | 5 603 | 1 372 | 0 177 | 0 177 | 0 006 | 568 299 | 0 043 | 0 015 |
| Air Compressors | 2011 | 2011Air Compressors500 | 500 | 0 438 | 4 981 | 1 497 | 0 165 | 0 165 | 0 005 | 568 299 | 0 039 | 0 015 |
| Air Compressors | 2011 | 2011Air Compressors750 | 750 | 0 445 | 5 123 | 1 497 | 0 167 | 0 167 | 0 005 | 568 299 | 0 04 | 0 015 |
| Air Compressors | 2011 | 2011Air Compressors1000 | 1000 | 0 562 | 6 637 | 1 971 | 0 196 | 0 196 | 0 005 | 568 299 | 0 05 | 0 015 |
| Air Compressors | 2012 | 2012Air Compressors15 | 15 | 1 007 | 5 999 | 3 874 | 0 407 | 0 407 | 0 008 | 568 299 | 0 09 | 0 015 |
| Air Compressors | 2012 | 2012Air Compressors25 | 25 | 1 113 | 5 239 | 3 043 | 0 337 | 0 337 | 0 007 | 568 299 | 0 1 | 0 015 |
| Air Compressors | 2012 | 2012Air Compressors50 | 50 | 2 527 | 5 869 | 6 682 | 0 6 | 0 6 | 0 007 | 568 299 | 0 228 | 0 015 |
| Air Compressors | 2012 | 2012Air Compressors120 | 120 | 1 061 | 6 39 | 3 964 | 0 587 | 0 587 | 0 006 | 568 299 | 0 095 | 0 015 |
| Air Compressors | 2012 | 2012Air Compressors175 | 175 | 0 717 | 5 684 | 3 251 | 0 324 | 0 324 | 0 006 | 568 299 | 0 064 | 0 015 |
| Air Compressors | 2012 | 2012Air Compressors250 | 250 | 0 455 | 5 216 | 1 312 | 0 161 | 0 161 | 0 006 | 568 299 | 0 041 | 0 015 |
| Air Compressors | 2012 | 2012Air Compressors500 | 500 | 0 413 | 4 618 | 1 392 | 0 15 | 0 15 | 0 005 | 568 299 | 0 037 | 0 015 |
| Air Compressors | 2012 | 2012Air Compressors750 | 750 | 0 419 | 4 758 | 1 392 | 0 153 | 0 153 | 0 005 | 568 299 | 0 037 | 0 015 |
| Air Compressors | 2012 | 2012Air Compressors1000 | 1000 | 0 522 | 6 263 | 1 8 | 0 183 | 0 183 | 0 005 | 568 299 | 0 047 | 0 015 |
| Air Compressors | 2013 | 2013Air Compressors15 | 15 | 0 948 | 5 716 | 3 796 | 0 373 | 0 373 | 0 008 | 568 299 | 0 085 | 0 015 |
| Air Compressors | 2013 | 2013Air Compressors25 | 25 | 1 034 | 5 117 | 2 907 | 0 314 | 0 314 | 0 007 | 568 299 | 0 093 | 0 015 |
| Air Compressors | 2013 | 2013Air Compressors50 | 50 | 2 302 | 5 643 | 6 43 | 0 553 | 0 553 | 0 007 | 568 299 | 0 207 | 0 015 |
| Air Compressors | 2013 | 2013Air Compressors120 | 120 | 0 981 | 5 978 | 3 921 | 0 543 | 0 543 | 0 006 | 568 299 | 0 088 | 0 015 |
| Air Compressors | 2013 | 2013Air Compressors175 | 175 | 0 669 | 5 321 | 3 238 | 0 298 | 0 298 | 0 006 | 568 299 | 0 06 | 0 015 |
| Air Compressors | 2013 | 2013Air Compressors250 | 250 | 0 43 | 4 839 | 1 271 | 0 147 | 0 147 | 0 006 | 568 299 | 0 038 | 0 015 |
| Air Compressors | 2013 | 2013Air Compressors500 | 500 | 0 393 | 4 268 | 1 313 | 0 137 | 0 137 | 0 005 | 568 3 | 0 035 | 0 015 |
| Air Compressors | 2013 | 2013Air Compressors750 | 750 | 0 399 | 4 406 | 1 313 | 0 14 | 0 14 | 0 005 | 568 299 | 0 036 | 0 015 |
| Air Compressors | 2013 | 2013Air Compressors1000 | 1000 | 0 482 | 5 883 | 1 639 | 0 17 | 0 17 | 0 005 | 568 299 | 0 043 | 0 015 |
| Air Compressors | 2014 | 2014Air Compressors15 | 15 | 0 891 | 5 445 | 3 723 | 0 341 | 0 341 | 0 008 | 568 3 | 0 08 | 0 015 |
| Air Compressors | 2014 | 2014Air Compressors25 | 25 | 0 96 | 5 | 2 78 | 0 291 | 0 291 | 0 007 | 568 299 | 0 086 | 0 015 |
| Air Compressors | 2014 | 2014Air Compressors50 | 50 | 2 076 | 5 421 | 6 181 | 0 505 | 0 505 | 0 007 | 568 299 | 0 187 | 0 015 |
| Air Compressors | 2014 | 2014Air Compressors120 | 120 | 0 901 | 5 608 | 3 88 | 0 495 | 0 495 | 0 006 | 568 299 | 0 081 | 0 015 |
| Air Compressors | 2014 | 2014Air Compressors175 | 175 | 0 621 | 4 973 | 3 227 | 0 272 | 0 272 | 0 006 | 568 299 | 0 056 | 0 015 |
| Air Compressors | 2014 | 2014Air Compressors250 | 250 | 0 405 | 4 399 | 1 237 | 0 134 | 0 134 | 0 006 | 568 299 | 0 036 | 0 015 |
| Air Compressors | 2014 | 2014Air Compressors500 | 500 | 0 373 | 3 855 | 1 249 | 0 125 | 0 125 | 0 005 | 568 299 | 0 033 | 0 015 |
| Air Compressors | 2014 | 2014Air Compressors750 | 750 | 0 378 | 3 991 | 1 249 | 0 128 | 0 128 | 0 005 | 568 299 | 0 034 | 0 015 |
| Air Compressors | 2014 | 2014Air Compressors1000 | 1000 | 0 445 | 5 512 | 1 493 | 0 157 | 0 157 | 0 005 | 568 3 | 0 04 | 0 015 |
| Air Compressors | 2015 | 2015Air Compressors15 | 15 | 0 84 | 5 196 | 3 658 | 0 311 | 0 311 | 0 008 | 568 299 | 0 075 | 0 015 |
| Air Compressors | 2015 | 2015Air Compressors25 | 25 | 0 894 | 4 89 | 2 666 | 0 27 | 0 27 | 0 007 | 568 299 | 0 08 | 0 015 |
| Air Compressors | 2015 | 2015Air Compressors50 | 50 | 1 868 | 5 223 | 5 968 | 0 459 | 0 459 | 0 007 | 568 299 | 0 168 | 0 015 |
| Air Compressors | 2015 | 2015Air Compressors120 | 120 | 0 821 | 5 19 | 3 84 | 0 446 | 0 446 | 0 006 | 568 299 | 0 074 | 0 015 |
| Air Compressors | 2015 | 2015Air Compressors175 | 175 | 0 571 | 4 504 | 3 218 | 0 245 | 0 245 | 0 006 | 568 299 | 0 051 | 0 015 |
| Air Compressors | 2015 | 2015Air Compressors250 | 250 | 0 381 | 3 967 | 1 207 | 0 121 | 0 121 | 0 006 | 568 299 | 0 034 | 0 015 |
| Air Compressors | 2015 | 2015Air Compressors500 | 500 | 0 354 | 3 455 | 1 198 | 0 113 | 0 113 | 0 005 | 568 3 | 0 032 | 0 015 |
| Air Compressors | 2015 | 2015Air Compressors750 | 750 | 0 358 | 3 586 | 1 198 | 0 116 | 0 116 | 0 005 | 568 299 | 0 032 | 0 015 |
| Air Compressors | 2015 | 2015Air Compressors1000 | 1000 | 0 409 | 5 157 | 1 37 | 0 142 | 0 142 | 0 005 | 568 299 | 0 036 | 0 015 |
| Air Compressors | 2016 | 2016Air Compressors15 | 15 | 0 809 | 5 023 | 3 622 | 0 289 | 0 289 | 0 008 | 568 299 | 0 073 | 0 015 |
| Air Compressors | 2016 | 2016Air Compressors25 | 25 | 0 855 | 4 803 | 2 604 | 0 255 | 0 255 | 0 007 | 568 299 | 0 077 | 0 015 |
| Air Compressors | 2016 | 2016Air Compressors50 | 50 | 1 67 | 5 042 | 5 779 | 0 415 | 0 415 | 0 007 | 568 299 | 0 15 | 0 015 |
| Air Compressors | 2016 | 2016Air Compressors120 | 120 | 0 744 | 4 79 | 3 804 | 0 397 | 0 397 | 0 006 | 568 299 | 0 067 | 0 015 |
| Air Compressors | 2016 | 2016Air Compressors175 | 175 | 0 522 | 4 052 | 3 211 | 0 219 | 0 219 | 0 006 | 568 299 | 0 047 | 0 015 |
| Air Compressors | 2016 | 2016Air Compressors250 | 250 | 0 359 | 3 553 | 1 182 | 0 109 | 0 109 | 0 006 | 568 299 | 0 032 | 0 015 |
| Air Compressors | 2016 | 2016Air Compressors500 | 500 | 0 337 | 3 08 | 1 155 | 0 102 | 0 102 | 0 005 | 568 299 | 0 03 | 0 015 |
| Air Compressors | 2016 | 2016Air Compressors750 | 750 | 0 34 | 3 201 | 1 155 | 0 104 | 0 104 | 0 005 | 568 299 | 0 03 | 0 015 |
| Air Compressors | 2016 | 2016Air Compressors1000 | 1000 | 0 383 | 4 854 | 1 295 | 0 131 | 0 131 | 0 005 | 568 299 | 0 034 | 0 015 |
| Air Compressors | 2017 | 2017Air Compressors15 | 15 | 0 786 | 4 887 | 3 599 | 0 272 | 0 272 | 0 008 | 568 299 | 0 07 | 0 015 |

| | | | | | | | | | | | | |
|---|---|---|---|---|---|---|---|---|---|---|---|---|
| Air Compressors | 2017 | 2017Air Compressors25 | 25 | 0.83 | 4 729 | 2.564 | 0.243 | 0 243 | 0 007 | 568 299 | 0 074 | 0.015 |
| Air Compressors | 2017 | 2017Air Compressors50 | 50 | 1 481 | 4 871 | 5 604 | 0 371 | 0 371 | 0.007 | 568 299 | 0.133 | 0.015 |
| Air Compressors | 2017 | 2017Air Compressors120 | 120 | 0 671 | 4 412 | 3.772 | 0.35 | 0.35 | 0 006 | 568.299 | 0.06 | 0.015 |
| Air Compressors | 2017 | 2017Air Compressors175 | 175 | 0 477 | 3.627 | 3.207 | 0 194 | 0.194 | 0.006 | 568.299 | 0.043 | 0.015 |
| Air Compressors | 2017 | 2017Air Compressors250 | 250 | 0.339 | 3 163 | 1.162 | 0.098 | 0.098 | 0 006 | 568.299 | 0 03 | 0.015 |
| Air Compressors | 2017 | 2017Air Compressors500 | 500 | 0 321 | 2 755 | 1.123 | 0.092 | 0 092 | 0.005 | 568 299 | 0.029 | 0.015 |
| Air Compressors | 2017 | 2017Air Compressors750 | 750 | 0 323 | 2.845 | 1.123 | 0 094 | 0 094 | 0.005 | 568 299 | 0.029 | 0.015 |
| Air Compressors | 2017 | 2017Air Compressors1000 | 1000 | 0.362 | 4.583 | 1.246 | 0.121 | 0 121 | 0 005 | 568 299 | 0.032 | 0.015 |
| Air Compressors | 2018 | 2018Air Compressors15 | 15 | 0 766 | 4 762 | 3 58 | 0 256 | 0 256 | 0 008 | 568 299 | 0 069 | 0 015 |
| Air Compressors | 2018 | 2018Air Compressors25 | 25 | 0 807 | 4.661 | 2.531 | 0 232 | 0 232 | 0 007 | 568 3 | 0 072 | 0.015 |
| Air Compressors | 2018 | 2018Air Compressors50 | 50 | 1.3 | 4.707 | 5 439 | 0.329 | 0 329 | 0 007 | 568.299 | 0.117 | 0.015 |
| Air Compressors | 2018 | 2018Air Compressors120 | 120 | 0.603 | 4 05 | 3 744 | 0 304 | 0 304 | 0 006 | 568.3 | 0.054 | 0 015 |
| Air Compressors | 2018 | 2018Air Compressors175 | 175 | 0 435 | 3 228 | 3.205 | 0.17 | 0.17 | 0 005 | 568 299 | 0 039 | 0 015 |
| Air Compressors | 2018 | 2018Air Compressors250 | 250 | 0 321 | 2 797 | 1 146 | 0 087 | 0.087 | 0 006 | 568.3 | 0 029 | 0 015 |
| Air Compressors | 2018 | 2018Air Compressors500 | 500 | 0 307 | 2 465 | 1 101 | 0 083 | 0 083 | 0 005 | 568 299 | 0 027 | 0 015 |
| Air Compressors | 2018 | 2018Air Compressors750 | 750 | 0 309 | 2 533 | 1 101 | 0 084 | 0 084 | 0 005 | 568 299 | 0 027 | 0 015 |
| Air Compressors | 2018 | 2018Air Compressors1000 | 1000 | 0 343 | 4 325 | 1 21 | 0 111 | 0 111 | 0 005 | 568 299 | 0 03 | 0 015 |
| Air Compressors | 2019 | 2019Air Compressors15 | 15 | 0 748 | 4 647 | 3 562 | 0 241 | 0 241 | 0 008 | 568 299 | 0 067 | 0 015 |
| Air Compressors | 2019 | 2019Air Compressors25 | 25 | 0 787 | 4 596 | 2 501 | 0 222 | 0 222 | 0 007 | 568 299 | 0 071 | 0 015 |
| Air Compressors | 2019 | 2019Air Compressors50 | 50 | 1 129 | 4 546 | 5 283 | 0 287 | 0 287 | 0 007 | 568 299 | 0 101 | 0 015 |
| Air Compressors | 2019 | 2019Air Compressors120 | 120 | 0 538 | 3 706 | 3 718 | 0 26 | 0 26 | 0 006 | 568 299 | 0 048 | 0 015 |
| Air Compressors | 2019 | 2019Air Compressors175 | 175 | 0 401 | 2 874 | 3 204 | 0 15 | 0 15 | 0 006 | 568 299 | 0 036 | 0 015 |
| Air Compressors | 2019 | 2019Air Compressors250 | 250 | 0 304 | 2 469 | 1 132 | 0 078 | 0 078 | 0 006 | 568 299 | 0 027 | 0 015 |
| Air Compressors | 2019 | 2019Air Compressors500 | 500 | 0 293 | 2 193 | 1 086 | 0 075 | 0 075 | 0 005 | 568 299 | 0 026 | 0 015 |
| Air Compressors | 2019 | 2019Air Compressors750 | 750 | 0 294 | 2 247 | 1 086 | 0 076 | 0 076 | 0 005 | 568 299 | 0 026 | 0 015 |
| Air Compressors | 2019 | 2019Air Compressors1000 | 1000 | 0 324 | 4 073 | 1 182 | 0 102 | 0 102 | 0 005 | 568 299 | 0 029 | 0 015 |
| Air Compressors | 2020 | 2020Air Compressors15 | 15 | 0 731 | 4 542 | 3 546 | 0 227 | 0 227 | 0 008 | 568 299 | 0 066 | 0 015 |
| Air Compressors | 2020 | 2020Air Compressors25 | 25 | 0 769 | 4 538 | 2 473 | 0 212 | 0 212 | 0 007 | 568 3 | 0 069 | 0 015 |
| Air Compressors | 2020 | 2020Air Compressors50 | 50 | 1 001 | 4 397 | 5 164 | 0 25 | 0 25 | 0 007 | 568 299 | 0 09 | 0 015 |
| Air Compressors | 2020 | 2020Air Compressors120 | 120 | 0 489 | 3 4 | 3 698 | 0 224 | 0 224 | 0 006 | 568 299 | 0 044 | 0 015 |
| Air Compressors | 2020 | 2020Air Compressors175 | 175 | 0 374 | 2 558 | 3 203 | 0 133 | 0 133 | 0 006 | 568 299 | 0 033 | 0 015 |
| Air Compressors | 2020 | 2020Air Compressors250 | 250 | 0 288 | 2 172 | 1 121 | 0 069 | 0 069 | 0 006 | 568 299 | 0 026 | 0 015 |
| Air Compressors | 2020 | 2020Air Compressors500 | 500 | 0 279 | 1 935 | 1 076 | 0 067 | 0 067 | 0 005 | 568 299 | 0 025 | 0 015 |
| Air Compressors | 2020 | 2020Air Compressors750 | 750 | 0 28 | 1 982 | 1 076 | 0 067 | 0 067 | 0 005 | 568 299 | 0 025 | 0 015 |
| Air Compressors | 2020 | 2020Air Compressors1000 | 1000 | 0 306 | 3 828 | 1 158 | 0 093 | 0 093 | 0 005 | 568 3 | 0 027 | 0 015 |
| Air Compressors | 2021 | 2021Air Compressors15 | 15 | 0 717 | 4 462 | 3 531 | 0 214 | 0 214 | 0 008 | 568 299 | 0 064 | 0 015 |
| Air Compressors | 2021 | 2021Air Compressors25 | 25 | 0 752 | 4 497 | 2 446 | 0 201 | 0 201 | 0 007 | 568 299 | 0 067 | 0 015 |
| Air Compressors | 2021 | 2021Air Compressors50 | 50 | 0 887 | 4 221 | 5 021 | 0 212 | 0 212 | 0 007 | 568 299 | 0 08 | 0 015 |
| Air Compressors | 2021 | 2021Air Compressors120 | 120 | 0 442 | 3 083 | 3 67 | 0 19 | 0 19 | 0 006 | 568 299 | 0 039 | 0 015 |
| Air Compressors | 2021 | 2021Air Compressors175 | 175 | 0 343 | 2 218 | 3 192 | 0 115 | 0 115 | 0 006 | 568 299 | 0 03 | 0 015 |
| Air Compressors | 2021 | 2021Air Compressors250 | 250 | 0 268 | 1 859 | 1 108 | 0 06 | 0 06 | 0 006 | 568 299 | 0 024 | 0 015 |
| Air Compressors | 2021 | 2021Air Compressors500 | 500 | 0 261 | 1 663 | 1 064 | 0 058 | 0 058 | 0 005 | 568 299 | 0 023 | 0 015 |
| Air Compressors | 2021 | 2021Air Compressors750 | 750 | 0 262 | 1 699 | 1 064 | 0 058 | 0 058 | 0 005 | 568 299 | 0 023 | 0 015 |
| Air Compressors | 2021 | 2021Air Compressors1000 | 1000 | 0 284 | 3 565 | 1 134 | 0 082 | 0 082 | 0 005 | 568 3 | 0 025 | 0 015 |
| Air Compressors | 2022 | 2022Air Compressors15 | 15 | 0 707 | 4 408 | 3 519 | 0 203 | 0 203 | 0 008 | 568 299 | 0 063 | 0 015 |
| Air Compressors | 2022 | 2022Air Compressors25 | 25 | 0 739 | 4 47 | 2 426 | 0 193 | 0 193 | 0 007 | 568 299 | 0 066 | 0 015 |
| Air Compressors | 2022 | 2022Air Compressors50 | 50 | 0 814 | 4 093 | 4 959 | 0 183 | 0 183 | 0 007 | 568 299 | 0 073 | 0 015 |
| Air Compressors | 2022 | 2022Air Compressors120 | 120 | 0 413 | 2 844 | 3 662 | 0 165 | 0 165 | 0 006 | 568 299 | 0 037 | 0 015 |
| Air Compressors | 2022 | 2022Air Compressors175 | 175 | 0 322 | 1 959 | 3 194 | 0 101 | 0 101 | 0 006 | 568 299 | 0 029 | 0 015 |
| Air Compressors | 2022 | 2022Air Compressors250 | 250 | 0 255 | 1 617 | 1 102 | 0 052 | 0 052 | 0 006 | 568 3 | 0 023 | 0 015 |
| Air Compressors | 2022 | 2022Air Compressors500 | 500 | 0 249 | 1 472 | 1 059 | 0 051 | 0 051 | 0 005 | 568 299 | 0 022 | 0 015 |
| Air Compressors | 2022 | 2022Air Compressors750 | 750 | 0 25 | 1 502 | 1 059 | 0 051 | 0 051 | 0 005 | 568 299 | 0 022 | 0 015 |
| Air Compressors | 2022 | 2022Air Compressors1000 | 1000 | 0 269 | 3 378 | 1 117 | 0 075 | 0 075 | 0 005 | 568 3 | 0 024 | 0 015 |
| Air Compressors | 2023 | 2023Air Compressors15 | 15 | 0 698 | 4 359 | 3 508 | 0 194 | 0 194 | 0 008 | 568 299 | 0 063 | 0 015 |
| Air Compressors | 2023 | 2023Air Compressors25 | 25 | 0 728 | 4 447 | 2 407 | 0 186 | 0 186 | 0 007 | 568 299 | 0 065 | 0 015 |
| Air Compressors | 2023 | 2023Air Compressors50 | 50 | 0 753 | 3 975 | 4 913 | 0 156 | 0 156 | 0 007 | 568 299 | 0 067 | 0 015 |
| Air Compressors | 2023 | 2023Air Compressors120 | 120 | 0 387 | 2 631 | 3 657 | 0 143 | 0 143 | 0 006 | 568 299 | 0 034 | 0 015 |
| Air Compressors | 2023 | 2023Air Compressors175 | 175 | 0 303 | 1 748 | 3 197 | 0 089 | 0 089 | 0 006 | 568 299 | 0 027 | 0 015 |
| Air Compressors | 2023 | 2023Air Compressors250 | 250 | 0 243 | 1 42 | 1 099 | 0 045 | 0 045 | 0 006 | 568 299 | 0 021 | 0 015 |
| Air Compressors | 2023 | 2023Air Compressors500 | 500 | 0 238 | 1 305 | 1 055 | 0 044 | 0 044 | 0 005 | 568 299 | 0 021 | 0 015 |
| Air Compressors | 2023 | 2023Air Compressors750 | 750 | 0 239 | 1 331 | 1 055 | 0 044 | 0 044 | 0 005 | 568 299 | 0 021 | 0 015 |
| Air Compressors | 2023 | 2023Air Compressors1000 | 1000 | 0 256 | 3 221 | 1 102 | 0 068 | 0 068 | 0 005 | 568 299 | 0 023 | 0 015 |
| Air Compressors | 2024 | 2024Air Compressors15 | 15 | 0 69 | 4 316 | 3 499 | 0 188 | 0 188 | 0 008 | 568 3 | 0 062 | 0 015 |
| Air Compressors | 2024 | 2024Air Compressors25 | 25 | 0 718 | 4 426 | 2 39 | 0 181 | 0 181 | 0 007 | 568 3 | 0 064 | 0 015 |
| Air Compressors | 2024 | 2024Air Compressors50 | 50 | 0 702 | 3 864 | 4 88 | 0 135 | 0 135 | 0 007 | 568 299 | 0 063 | 0 015 |
| Air Compressors | 2024 | 2024Air Compressors120 | 120 | 0 365 | 2 461 | 3 655 | 0 123 | 0 123 | 0 006 | 568 299 | 0 032 | 0 015 |
| Air Compressors | 2024 | 2024Air Compressors175 | 175 | 0 286 | 1 561 | 3 202 | 0 077 | 0 077 | 0 006 | 568 299 | 0 025 | 0 015 |
| Air Compressors | 2024 | 2024Air Compressors250 | 250 | 0 232 | 1 247 | 1 096 | 0 039 | 0 039 | 0 006 | 568 299 | 0 02 | 0 015 |
| Air Compressors | 2024 | 2024Air Compressors500 | 500 | 0 228 | 1 148 | 1 053 | 0 038 | 0 038 | 0 005 | 568 299 | 0 02 | 0 015 |
| Air Compressors | 2024 | 2024Air Compressors750 | 750 | 0 228 | 1 171 | 1 053 | 0 038 | 0 038 | 0 005 | 568 299 | 0 02 | 0 015 |
| Air Compressors | 2024 | 2024Air Compressors1000 | 1000 | 0 243 | 3 082 | 1 09 | 0 061 | 0 061 | 0 005 | 568 299 | 0 021 | 0 015 |
| Air Compressors | 2025 | 2025Air Compressors15 | 15 | 0 683 | 4 278 | 3 491 | 0 183 | 0 183 | 0 008 | 568 3 | 0 061 | 0 015 |
| Air Compressors | 2025 | 2025Air Compressors25 | 25 | 0 709 | 4 407 | 2 376 | 0 177 | 0 177 | 0 007 | 568 299 | 0 064 | 0 015 |
| Air Compressors | 2025 | 2025Air Compressors50 | 50 | 0 659 | 3 755 | 4 851 | 0 116 | 0 116 | 0 007 | 568 299 | 0 059 | 0 015 |
| Air Compressors | 2025 | 2025Air Compressors120 | 120 | 0 345 | 2 313 | 3 653 | 0 104 | 0 104 | 0 006 | 568 299 | 0 031 | 0 015 |
| Air Compressors | 2025 | 2025Air Compressors175 | 175 | 0 269 | 1 383 | 3 205 | 0 065 | 0 065 | 0 006 | 568 299 | 0 024 | 0 015 |
| Air Compressors | 2025 | 2025Air Compressors250 | 250 | 0 22 | 1 086 | 1 094 | 0 033 | 0 033 | 0 006 | 568 299 | 0 019 | 0 015 |
| Air Compressors | 2025 | 2025Air Compressors500 | 500 | 0 217 | 1 001 | 1 051 | 0 032 | 0 032 | 0 005 | 568 299 | 0 019 | 0 015 |
| Air Compressors | 2025 | 2025Air Compressors750 | 750 | 0 217 | 1 021 | 1 051 | 0 032 | 0 032 | 0 005 | 568 299 | 0 019 | 0 015 |
| Air Compressors | 2025 | 2025Air Compressors1000 | 1000 | 0 231 | 2 954 | 1 079 | 0 055 | 0 055 | 0 005 | 568 299 | 0 02 | 0 015 |
| Air Compressors | 2030 | 2030Air Compressors15 | 15 | 0 663 | 4 164 | 3 47 | 0 166 | 0 166 | 0 008 | 568 299 | 0 059 | 0 015 |
| Air Compressors | 2030 | 2030Air Compressors25 | 25 | 0 687 | 4 347 | 2 34 | 0 165 | 0 165 | 0 007 | 568 299 | 0 061 | 0 015 |
| Air Compressors | 2030 | 2030Air Compressors50 | 50 | 0 506 | 3 34 | 4 712 | 0 046 | 0 046 | 0 007 | 568 299 | 0 045 | 0 015 |
| Air Compressors | 2030 | 2030Air Compressors120 | 120 | 0 264 | 1 729 | 3 63 | 0 041 | 0 041 | 0 006 | 568 299 | 0 023 | 0 015 |
| Air Compressors | 2030 | 2030Air Compressors175 | 175 | 0 193 | 0 633 | 3 205 | 0 027 | 0 027 | 0 006 | 568 299 | 0 017 | 0 015 |
| Air Compressors | 2030 | 2030Air Compressors250 | 250 | 0 179 | 0 529 | 1 092 | 0 018 | 0 018 | 0 006 | 568 299 | 0 016 | 0 015 |
| Air Compressors | 2030 | 2030Air Compressors500 | 500 | 0 178 | 0 499 | 1 048 | 0 017 | 0 017 | 0 005 | 568 299 | 0 016 | 0 015 |
| Air Compressors | 2030 | 2030Air Compressors750 | 750 | 0 178 | 0 505 | 1 048 | 0 017 | 0 017 | 0 005 | 568 3 | 0 016 | 0 015 |
| Air Compressors | 2030 | 2030Air Compressors1000 | 1000 | 0 182 | 2 6 | 1 049 | 0 033 | 0 033 | 0 005 | 568 299 | 0 016 | 0 015 |
| Air Compressors | 2035 | 2035Air Compressors15 | 15 | 0 661 | 4 143 | 3 469 | 0 162 | 0 162 | 0 008 | 568 3 | 0 059 | 0 015 |
| Air Compressors | 2035 | 2035Air Compressors25 | 25 | 0 685 | 4 332 | 2 339 | 0 162 | 0 162 | 0 007 | 568 299 | 0 061 | 0 015 |
| Air Compressors | 2035 | 2035Air Compressors50 | 50 | 0 463 | 3 215 | 4 674 | 0 023 | 0 023 | 0 007 | 568 299 | 0 041 | 0 015 |
| Air Compressors | 2035 | 2035Air Compressors120 | 120 | 0 238 | 1 53 | 3 623 | 0 02 | 0 02 | 0 006 | 568 299 | 0 021 | 0 015 |
| Air Compressors | 2035 | 2035Air Compressors175 | 175 | 0 17 | 0 391 | 3 205 | 0 015 | 0 015 | 0 006 | 568 3 | 0 015 | 0 015 |
| Air Compressors | 2035 | 2035Air Compressors250 | 250 | 0 166 | 0 347 | 1 091 | 0 012 | 0 012 | 0 006 | 568 299 | 0 014 | 0 015 |
| Air Compressors | 2035 | 2035Air Compressors500 | 500 | 0 166 | 0 343 | 1 048 | 0 012 | 0 012 | 0 005 | 568 299 | 0 014 | 0 015 |
| Air Compressors | 2035 | 2035Air Compressors750 | 750 | 0 166 | 0 344 | 1 048 | 0 012 | 0 012 | 0 005 | 568 299 | 0 014 | 0 015 |
| Air Compressors | 2035 | 2035Air Compressors1000 | 1000 | 0 167 | 2 473 | 1 048 | 0 026 | 0 026 | 0 005 | 568 299 | 0 015 | 0 015 |
| Air Compressors | 2040 | 2040Air Compressors15 | 15 | 0 661 | 4 142 | 3 469 | 0 161 | 0 161 | 0 008 | 568 299 | 0 059 | 0 015 |
| Air Compressors | 2040 | 2040Air Compressors25 | 25 | 0 685 | 4 332 | 2 339 | 0 161 | 0 161 | 0 007 | 568 3 | 0 061 | 0 015 |
| Air Compressors | 2040 | 2040Air Compressors50 | 50 | 0 458 | 3 159 | 4 659 | 0 016 | 0 016 | 0 007 | 568 3 | 0 041 | 0 015 |
| Air Compressors | 2040 | 2040Air Compressors120 | 120 | 0 232 | 1 468 | 3 619 | 0 015 | 0 015 | 0 006 | 568 299 | 0 02 | 0 015 |
| Air Compressors | 2040 | 2040Air Compressors175 | 175 | 0 161 | 0 307 | 3 201 | 0 012 | 0 012 | 0 006 | 568 299 | 0 014 | 0 015 |
| Air Compressors | 2040 | 2040Air Compressors250 | 250 | 0 16 | 0 291 | 1 09 | 0 01 | 0 01 | 0 006 | 568 299 | 0 014 | 0 015 |
| Air Compressors | 2040 | 2040Air Compressors500 | 500 | 0 16 | 0 291 | 1 047 | 0 01 | 0 01 | 0 005 | 568 3 | 0 014 | 0 015 |
| Air Compressors | 2040 | 2040Air Compressors750 | 750 | 0 16 | 0 291 | 1 047 | 0 01 | 0 01 | 0 005 | 568 299 | 0 014 | 0 015 |
| Air Compressors | 2040 | 2040Air Compressors1000 | 1000 | 0 16 | 2 439 | 1 047 | 0 023 | 0 023 | 0 005 | 568 299 | 0 014 | 0 015 |
| Bore/Drill Rigs | 1990 | 1990Bore/Drill Rigs15 | 15 | 1 804 | 9 999 | 4 999 | 0 975 | 0 975 | 1 049 | 568 299 | 0 162 | 0 015 |
| Bore/Drill Rigs | 1990 | 1990Bore/Drill Rigs25 | 25 | 2 213 | 6.919 | 4.999 | 0.741 | 0.741 | 0.855 | 568 299 | 0 199 | 0 015 |
| Bore/Drill Rigs | 1990 | 1990Bore/Drill Rigs50 | 50 | 4.124 | 7 685 | 8 505 | 1.134 | 1 134 | 0 871 | 568 299 | 0 372 | 0 015 |
| Bore/Drill Rigs | 1990 | 1990Bore/Drill Rigs120 | 120 | 2 09 | 13.647 | 5 23 | 1 172 | 1 172 | 0 791 | 568 299 | 0 188 | 0 015 |
| Bore/Drill Rigs | 1990 | 1990Bore/Drill Rigs175 | 175 | 1 417 | 12.365 | 4 578 | 0 749 | 0 749 | 0 758 | 568 299 | 0 127 | 0 015 |
| Bore/Drill Rigs | 1990 | 1990Bore/Drill Rigs250 | 250 | 1 417 | 12 365 | 4 578 | 0 749 | 0 749 | 0 758 | 568 299 | 0 127 | 0 015 |

| | | | | | | | | | | | | |
|---|---|---|---|---|---|---|---|---|---|---|---|---|
| Bore/Drill Rigs | 1990 | 1990Bore/Drill Rigs500 | 500 | 1 278 | 11 861 | 8 788 | 0 658 | 0 658 | 0 662 | 568 299 | 0 115 | 0 015 |
| Bore/Drill Rigs | 1990 | 1990Bore/Drill Rigs750 | 750 | 1.278 | 11.861 | 8 788 | 0.67 | 0.67 | 1.018 | 568.3 | 0 115 | 0 015 |
| Bore/Drill Rigs | 1990 | 1990Bore/Drill Rigs1000 | 1000 | 1.267 | 11 861 | 8.788 | 0.656 | 0.656 | 1.018 | 568 3 | 0 114 | 0 015 |
| Bore/Drill Rigs | 2000 | 2000Bore/Drill Rigs15 | 15 | 1 475 | 8.242 | 4 49 | 0 676 | 0.676 | 0.079 | 568 299 | 0 133 | 0 015 |
| Bore/Drill Rigs | 2000 | 2000Bore/Drill Rigs25 | 25 | 1 958 | 6 358 | 4.53 | 0.563 | 0.563 | 0.065 | 568 299 | 0.176 | 0 015 |
| Bore/Drill Rigs | 2000 | 2000Bore/Drill Rigs50 | 50 | 3 295 | 6 48 | 7.058 | 0.748 | 0 748 | 0 066 | 568 299 | 0 297 | 0 015 |
| Bore/Drill Rigs | 2000 | 2000Bore/Drill Rigs120 | 120 | 1 461 | 8.27 | 3.947 | 0.726 | 0.726 | 0.06 | 568.299 | 0 131 | 0 015 |
| Bore/Drill Rigs | 2000 | 2000Bore/Drill Rigs175 | 175 | 1.002 | 7.789 | 3.062 | 0 405 | 0.405 | 0.057 | 568.3 | 0.09 | 0 015 |
| Bore/Drill Rigs | 2000 | 2000Bore/Drill Rigs250 | 250 | 0 649 | 7 203 | 1 698 | 0 238 | 0 238 | 0.057 | 568.3 | 0 058 | 0 015 |
| Bore/Drill Rigs | 2000 | 2000Bore/Drill Rigs500 | 500 | 0 616 | 6 993 | 1.728 | 0.224 | 0.224 | 0 05 | 568.299 | 0.055 | 0 015 |
| Bore/Drill Rigs | 2000 | 2000Bore/Drill Rigs750 | 750 | 0.616 | 6 993 | 1.728 | 0.224 | 0.224 | 0 052 | 568.299 | 0.055 | 0 015 |
| Bore/Drill Rigs | 2000 | 2000Bore/Drill Rigs1000 | 1000 | 0.808 | 8.005 | 2.73 | 0.282 | 0.282 | 0.052 | 568.299 | 0 072 | 0 015 |
| Bore/Drill Rigs | 2005 | 2005Bore/Drill Rigs15 | 15 | 0 766 | 5.228 | 3.469 | 0.361 | 0.361 | 0.079 | 568 299 | 0.069 | 0.015 |
| Bore/Drill Rigs | 2005 | 2005Bore/Drill Rigs25 | 25 | 0.919 | 5 412 | 2.642 | 0.347 | 0.347 | 0.065 | 568.299 | 0.082 | 0 015 |
| Bore/Drill Rigs | 2005 | 2005Bore/Drill Rigs50 | 50 | 2 431 | 5.697 | 5.897 | 0.625 | 0.625 | 0.066 | 568 299 | 0 219 | 0 015 |
| Bore/Drill Rigs | 2005 | 2005Bore/Drill Rigs120 | 120 | 1 179 | 6.895 | 3.812 | 0 64 | 0.64 | 0 06 | 568.3 | 0 106 | 0 015 |
| Bore/Drill Rigs | 2005 | 2005Bore/Drill Rigs175 | 175 | 0 725 | 6.246 | 3.035 | 0.328 | 0.328 | 0.057 | 568.299 | 0.065 | 0.015 |
| Bore/Drill Rigs | 2005 | 2005Bore/Drill Rigs250 | 250 | 0 395 | 5.8 | 1.094 | 0.145 | 0.145 | 0 057 | 568.299 | 0 035 | 0.015 |
| Bore/Drill Rigs | 2005 | 2005Bore/Drill Rigs500 | 500 | 0 332 | 5.051 | 1 068 | 0.133 | 0.133 | 0 05 | 568.299 | 0.029 | 0 015 |
| Bore/Drill Rigs | 2005 | 2005Bore/Drill Rigs750 | 750 | 0.354 | 5.347 | 1.068 | 0.138 | 0.138 | 0.052 | 568.299 | 0.032 | 0.015 |
| Bore/Drill Rigs | 2005 | 2005Bore/Drill Rigs1000 | 1000 | 0.535 | 6.8 | 1 427 | 0.183 | 0.183 | 0.052 | 568 299 | 0.048 | 0.015 |
| Bore/Drill Rigs | 2010 | 2010Bore/Drill Rigs15 | 15 | 0.8843 | 5.42137 | 4 58435 | 0.4064 | 0.3739 | 0 0056 | 604 3903 | 0.1759 | 0.015 |
| Bore/Drill Rigs | 2010 | 2010Bore/Drill Rigs25 | 25 | 0 8843 | 5.42137 | 4 58435 | 0.4064 | 0.3739 | 0 0056 | 604 3903 | 0 1759 | 0.015 |
| Bore/Drill Rigs | 2010 | 2010Bore/Drill Rigs50 | 50 | 0.8843 | 5.42137 | 4.58435 | 0 4064 | 0.3739 | 0.0056 | 604.3903 | 0.1759 | 0.015 |
| Bore/Drill Rigs | 2010 | 2010Bore/Drill Rigs120 | 120 | 0.379 | 4.84273 | 3.31487 | 0.3132 | 0.2881 | 0.0047 | 505.1218 | 0 147 | 0 013 |
| Bore/Drill Rigs | 2010 | 2010Bore/Drill Rigs175 | 175 | 0.3537 | 4.77962 | 3.03422 | 0.2313 | 0.2128 | 0.005 | 533.3654 | 0.1553 | 0 014 |
| Bore/Drill Rigs | 2010 | 2010Bore/Drill Rigs250 | 250 | 0.2533 | 4.60173 | 1.2308 | 0.1386 | 0.1275 | 0 0049 | 525.165 | 0.1529 | 0 013 |
| Bore/Drill Rigs | 2010 | 2010Bore/Drill Rigs500 | 500 | 0.2276 | 3.90774 | 1.39755 | 0.1306 | 0.1201 | 0.0048 | 517.3193 | 0.1506 | 0.013 |
| Bore/Drill Rigs | 2010 | 2010Bore/Drill Rigs750 | 750 | 0.1673 | 3.03556 | 1.08296 | 0.1076 | 0.099 | 0 005 | 533.5969 | 0.1553 | 0.014 |
| Bore/Drill Rigs | 2010 | 2010Bore/Drill Rigs1000 | 1000 | 0.1594 | 4.32965 | 0.96001 | 0.0985 | 0.0906 | 0.0049 | 524.3394 | 0.1526 | 0.013 |
| Bore/Drill Rigs | 2011 | 2011Bore/Drill Rigs15 | 15 | 0.8565 | 5.41672 | 4.60411 | 0.4003 | 0.3683 | 0.0056 | 602.9382 | 0.1759 | 0.015 |
| Bore/Drill Rigs | 2011 | 2011Bore/Drill Rigs25 | 25 | 0.8565 | 5.41672 | 4.60411 | 0.4003 | 0.3683 | 0.0056 | 602.9382 | 0.1759 | 0 015 |
| Bore/Drill Rigs | 2011 | 2011Bore/Drill Rigs50 | 50 | 0.8565 | 5.41672 | 4.60411 | 0.4003 | 0.3683 | 0.0056 | 602.9382 | 0.1759 | 0.015 |
| Bore/Drill Rigs | 2011 | 2011Bore/Drill Rigs120 | 120 | 0.3656 | 4.72727 | 3.32121 | 0.3033 | 0.2791 | 0.0047 | 504.2171 | 0 1471 | 0.013 |
| Bore/Drill Rigs | 2011 | 2011Bore/Drill Rigs175 | 175 | 0.3396 | 4.59259 | 3 03462 | 0.2191 | 0.2016 | 0.005 | 531.8097 | 0 1552 | 0.014 |
| Bore/Drill Rigs | 2011 | 2011Bore/Drill Rigs250 | 250 | 0.2437 | 4.34748 | 1.21102 | 0.1323 | 0.1217 | 0.0049 | 522.3643 | 0.1524 | 0.013 |
| Bore/Drill Rigs | 2011 | 2011Bore/Drill Rigs500 | 500 | 0 2222 | 3.72448 | 1.36917 | 0.1251 | 0.1151 | 0.0048 | 512.0559 | 0.1494 | 0.013 |
| Bore/Drill Rigs | 2011 | 2011Bore/Drill Rigs750 | 750 | 0.1642 | 2.89424 | 1.06361 | 0 098 | 0.0901 | 0.005 | 532.4717 | 0.1554 | 0.014 |
| Bore/Drill Rigs | 2011 | 2011Bore/Drill Rigs1000 | 1000 | 0.1687 | 4.35634 | 0.96855 | 0.1008 | 0.0927 | 0.0049 | 523.0129 | 0.1526 | 0.013 |
| Bore/Drill Rigs | 2012 | 2012Bore/Drill Rigs15 | 15 | 0.877 | 5.45218 | 4.70758 | 0 4064 | 0.3738 | 0.0056 | 601.7336 | 0.176 | 0 015 |
| Bore/Drill Rigs | 2012 | 2012Bore/Drill Rigs25 | 25 | 0.877 | 5.45218 | 4.70758 | 0 4064 | 0.3738 | 0.0056 | 601.7336 | 0 176 | 0 015 |
| Bore/Drill Rigs | 2012 | 2012Bore/Drill Rigs50 | 50 | 0 877 | 5.45218 | 4.70758 | 0.4064 | 0.3738 | 0.0056 | 601.7336 | 0 176 | 0.015 |
| Bore/Drill Rigs | 2012 | 2012Bore/Drill Rigs120 | 120 | 0.3695 | 4 70854 | 3.34211 | 0.3017 | 0.2775 | 0.0047 | 503 4212 | 0 1473 | 0 013 |
| Bore/Drill Rigs | 2012 | 2012Bore/Drill Rigs175 | 175 | 0.3374 | 4.52801 | 3.05178 | 0.2153 | 0 1981 | 0.005 | 531.6414 | 0.1555 | 0.014 |
| Bore/Drill Rigs | 2012 | 2012Bore/Drill Rigs250 | 250 | 0.2513 | 4.31574 | 1.23628 | 0.1335 | 0.1228 | 0.0049 | 520.9621 | 0.1524 | 0.013 |
| Bore/Drill Rigs | 2012 | 2012Bore/Drill Rigs500 | 500 | 0.2281 | 3.71268 | 1.3973 | 0.1245 | 0.1145 | 0.0048 | 511.0099 | 0.1495 | 0.013 |
| Bore/Drill Rigs | 2012 | 2012Bore/Drill Rigs750 | 750 | 0.1646 | 2.78397 | 1.06675 | 0.0938 | 0 0863 | 0.005 | 530.0759 | 0.1551 | 0.014 |
| Bore/Drill Rigs | 2012 | 2012Bore/Drill Rigs1000 | 1000 | 0.1768 | 4.3794 | 0.976 | 0.1027 | 0.0945 | 0.0049 | 521.6821 | 0 1526 | 0 013 |
| Bore/Drill Rigs | 2013 | 2013Bore/Drill Rigs15 | 15 | 0.8564 | 5.44353 | 4.71588 | 0.3981 | 0.3662 | 0.0056 | 598.6307 | 0.176 | 0.015 |
| Bore/Drill Rigs | 2013 | 2013Bore/Drill Rigs25 | 25 | 0.8564 | 5.44353 | 4.71588 | 0.3981 | 0.3662 | 0.0056 | 598.6307 | 0.176 | 0 015 |
| Bore/Drill Rigs | 2013 | 2013Bore/Drill Rigs50 | 50 | 0.8564 | 5.44353 | 4.71588 | 0.3981 | 0.3662 | 0.0056 | 598.6307 | 0.176 | 0 015 |
| Bore/Drill Rigs | 2013 | 2013Bore/Drill Rigs120 | 120 | 0.3507 | 4.52552 | 3.33685 | 0.2788 | 0.2565 | 0.0047 | 501.3795 | 0.1474 | 0.013 |
| Bore/Drill Rigs | 2013 | 2013Bore/Drill Rigs175 | 175 | 0.3197 | 4.3027 | 3.04123 | 0.1988 | 0.1829 | 0.005 | 527.5089 | 0.1551 | 0.014 |
| Bore/Drill Rigs | 2013 | 2013Bore/Drill Rigs250 | 250 | 0.2405 | 4.0183 | 1.21872 | 0.1236 | 0.1137 | 0.0049 | 517.8225 | 0.1522 | 0.013 |
| Bore/Drill Rigs | 2013 | 2013Bore/Drill Rigs500 | 500 | 0.2189 | 3.49492 | 1.35236 | 0.1149 | 0.1057 | 0.0048 | 507.7707 | 0.1493 | 0.013 |
| Bore/Drill Rigs | 2013 | 2013Bore/Drill Rigs750 | 750 | 0.1618 | 2.57636 | 1.07935 | 0.0878 | 0.0807 | 0.005 | 527.7286 | 0.1552 | 0.014 |
| Bore/Drill Rigs | 2013 | 2013Bore/Drill Rigs1000 | 1000 | 0.1347 | 3.46658 | 0.96188 | 0 082 | 0.0754 | 0.0049 | 519.8525 | 0.1528 | 0.013 |
| Bore/Drill Rigs | 2014 | 2014Bore/Drill Rigs15 | 15 | 0.834 | 5.33236 | 4.69064 | 0.3818 | 0.3513 | 0.0056 | 591 4418 | 0.1748 | 0.015 |
| Bore/Drill Rigs | 2014 | 2014Bore/Drill Rigs25 | 25 | 0.834 | 5.33236 | 4.69064 | 0.3818 | 0.3513 | 0.0056 | 591 4418 | 0.1748 | 0 015 |
| Bore/Drill Rigs | 2014 | 2014Bore/Drill Rigs50 | 50 | 0.834 | 5.33236 | 4.69064 | 0.3818 | 0 3513 | 0.0056 | 591 4418 | 0.1748 | 0.015 |
| Bore/Drill Rigs | 2014 | 2014Bore/Drill Rigs120 | 120 | 0.3189 | 4.19515 | 3.32686 | 0.2491 | 0.2292 | 0.0047 | 501.365 | 0.1482 | 0.013 |
| Bore/Drill Rigs | 2014 | 2014Bore/Drill Rigs175 | 175 | 0.3079 | 4.06571 | 3.04026 | 0.186 | 0.1711 | 0.0049 | 524.0522 | 0.1549 | 0.013 |
| Bore/Drill Rigs | 2014 | 2014Bore/Drill Rigs250 | 250 | 0.2173 | 3.52453 | 1.17442 | 0.1049 | 0.0965 | 0.0048 | 512.3362 | 0.1514 | 0.013 |
| Bore/Drill Rigs | 2014 | 2014Bore/Drill Rigs500 | 500 | 0.2018 | 3 18617 | 1.239 | 0.1009 | 0.0929 | 0.0048 | 506 1536 | 0.1496 | 0.013 |
| Bore/Drill Rigs | 2014 | 2014Bore/Drill Rigs750 | 750 | 0.1569 | 2.37324 | 1.08678 | 0.0805 | 0 074 | 0.005 | 525.2397 | 0.1552 | 0.013 |
| Bore/Drill Rigs | 2014 | 2014Bore/Drill Rigs1000 | 1000 | 0 105 | 2.98435 | 0.95104 | 0.0583 | 0.0536 | 0.0049 | 516.5998 | 0.1527 | 0.013 |
| Bore/Drill Rigs | 2015 | 2015Bore/Drill Rigs15 | 15 | 0.847 | 5 30345 | 4.73461 | 0.3792 | 0.3489 | 0.0056 | 585.1707 | 0.1747 | 0.015 |
| Bore/Drill Rigs | 2015 | 2015Bore/Drill Rigs25 | 25 | 0.847 | 5.30345 | 4.73461 | 0.3792 | 0.3489 | 0.0056 | 585.1707 | 0.1747 | 0.015 |
| Bore/Drill Rigs | 2015 | 2015Bore/Drill Rigs50 | 50 | 0.847 | 5.30345 | 4.73461 | 0.3792 | 0.3489 | 0.0056 | 585.1707 | 0.1747 | 0.015 |
| Bore/Drill Rigs | 2015 | 2015Bore/Drill Rigs120 | 120 | 0.3181 | 4.02775 | 3.3349 | 0.2393 | 0.2201 | 0 0047 | 496.9494 | 0.1484 | 0.013 |
| Bore/Drill Rigs | 2015 | 2015Bore/Drill Rigs175 | 175 | 0.3021 | 3.90422 | 3.03526 | 0.1756 | 0 1615 | 0.0049 | 517.2068 | 0.1544 | 0.013 |
| Bore/Drill Rigs | 2015 | 2015Bore/Drill Rigs250 | 250 | 0.2133 | 3.3245 | 1.17834 | 0.0996 | 0.0916 | 0.0048 | 506.5047 | 0.1512 | 0.013 |
| Bore/Drill Rigs | 2015 | 2015Bore/Drill Rigs500 | 500 | 0.1992 | 3.00307 | 1.25564 | 0.0959 | 0.0882 | 0.0048 | 499.9023 | 0.1492 | 0.013 |
| Bore/Drill Rigs | 2015 | 2015Bore/Drill Rigs750 | 750 | 0.1618 | 2.37558 | 1.10541 | 0 0807 | 0.0743 | 0.005 | 520 4733 | 0.1554 | 0.013 |
| Bore/Drill Rigs | 2015 | 2015Bore/Drill Rigs1000 | 1000 | 0.1093 | 2.99386 | 0.95583 | 0.0585 | 0.0538 | 0.0049 | 511.2533 | 0.1526 | 0.013 |
| Bore/Drill Rigs | 2016 | 2016Bore/Drill Rigs15 | 15 | 0.8693 | 5.29821 | 4.79659 | 0.3826 | 0.352 | 0.0056 | 579.3262 | 0.1747 | 0.015 |
| Bore/Drill Rigs | 2016 | 2016Bore/Drill Rigs25 | 25 | 0.8693 | 5.29821 | 4.79659 | 0 3826 | 0.352 | 0.0056 | 579 3262 | 0.1747 | 0.015 |
| Bore/Drill Rigs | 2016 | 2016Bore/Drill Rigs50 | 50 | 0.8693 | 5.29821 | 4.79659 | 0.3826 | 0.352 | 0.0056 | 579.3262 | 0.1747 | 0.015 |
| Bore/Drill Rigs | 2016 | 2016Bore/Drill Rigs120 | 120 | 0.307 | 3 82088 | 3.32648 | 0.2214 | 0.2037 | 0.0047 | 491.6548 | 0.1483 | 0.013 |
| Bore/Drill Rigs | 2016 | 2016Bore/Drill Rigs175 | 175 | 0.2856 | 3.61582 | 3.02337 | 0.1619 | 0.1489 | 0.0049 | 511 4327 | 0.1543 | 0.013 |
| Bore/Drill Rigs | 2016 | 2016Bore/Drill Rigs250 | 250 | 0.1925 | 2 9021 | 1 13299 | 0.0852 | 0.0784 | 0.0048 | 502 128 | 0.1515 | 0.013 |
| Bore/Drill Rigs | 2016 | 2016Bore/Drill Rigs500 | 500 | 0.1711 | 2.50955 | 1.13338 | 0.0774 | 0.0713 | 0.0048 | 494.7606 | 0.1492 | 0.013 |
| Bore/Drill Rigs | 2016 | 2016Bore/Drill Rigs750 | 750 | 0.1529 | 2.16636 | 1.11952 | 0.0719 | 0.0661 | 0.005 | 514.8829 | 0.1553 | 0.013 |
| Bore/Drill Rigs | 2016 | 2016Bore/Drill Rigs1000 | 1000 | 0.1154 | 3.00833 | 0.96409 | 0 0593 | 0.0545 | 0.0049 | 505.9997 | 0.1526 | 0.013 |
| Bore/Drill Rigs | 2017 | 2017Bore/Drill Rigs15 | 15 | 0.8043 | 5.06335 | 4.65158 | 0.3508 | 0.3227 | 0.0055 | 563.9173 | 0.1728 | 0 014 |
| Bore/Drill Rigs | 2017 | 2017Bore/Drill Rigs25 | 25 | 0.8043 | 5.06335 | 4.65158 | 0.3508 | 0.3227 | 0.0055 | 563.9173 | 0.1728 | 0 014 |
| Bore/Drill Rigs | 2017 | 2017Bore/Drill Rigs50 | 50 | 0.8043 | 5.06335 | 4.65158 | 0.3508 | 0.3227 | 0.0055 | 563 9173 | 0.1728 | 0.014 |
| Bore/Drill Rigs | 2017 | 2017Bore/Drill Rigs120 | 120 | 0.298 | 3.68536 | 3.33142 | 0.2111 | 0.1942 | 0.0047 | 485.322 | 0.1487 | 0.012 |
| Bore/Drill Rigs | 2017 | 2017Bore/Drill Rigs175 | 175 | 0.2445 | 2.98245 | 3 0013 | 0 1313 | 0.1208 | 0.0049 | 503.7704 | 0.1544 | 0.013 |
| Bore/Drill Rigs | 2017 | 2017Bore/Drill Rigs250 | 250 | 0.1735 | 2.5215 | 1.1021 | 0.0725 | 0.0667 | 0.0048 | 494 1381 | 0.1514 | 0 013 |
| Bore/Drill Rigs | 2017 | 2017Bore/Drill Rigs500 | 500 | 0.1659 | 2.36747 | 1 11891 | 0.0723 | 0.0665 | 0.0048 | 489.4612 | 0.15 | 0.013 |
| Bore/Drill Rigs | 2017 | 2017Bore/Drill Rigs750 | 750 | 0.1547 | 2.15656 | 1 13653 | 0.0715 | 0.0658 | 0.0049 | 505.1248 | 0.1548 | 0.013 |
| Bore/Drill Rigs | 2017 | 2017Bore/Drill Rigs1000 | 1000 | 0.1206 | 3.02051 | 0.97127 | 0.0599 | 0.0551 | 0.0049 | 498 1225 | 0.1526 | 0.013 |
| Bore/Drill Rigs | 2018 | 2018Bore/Drill Rigs15 | 15 | 0.7669 | 4.86917 | 4.56857 | 0.3294 | 0.303 | 0 0055 | 554 2038 | 0.1725 | 0.014 |
| Bore/Drill Rigs | 2018 | 2018Bore/Drill Rigs25 | 25 | 0.7669 | 4.86917 | 4.56857 | 0.3294 | 0.303 | 0.0055 | 554.2038 | 0.1725 | 0.014 |
| Bore/Drill Rigs | 2018 | 2018Bore/Drill Rigs50 | 50 | 0.7669 | 4.86917 | 4 56857 | 0.3294 | 0.303 | 0.0055 | 554.2038 | 0.1725 | 0.014 |
| Bore/Drill Rigs | 2018 | 2018Bore/Drill Rigs120 | 120 | 0 269 | 3.39962 | 3.32325 | 0 1844 | 0.1696 | 0.0048 | 479.6719 | 0.1493 | 0 012 |
| Bore/Drill Rigs | 2018 | 2018Bore/Drill Rigs175 | 175 | 0.2032 | 2.35662 | 2.96107 | 0 1034 | 0.0952 | 0.0049 | 495.0734 | 0.1541 | 0 013 |
| Bore/Drill Rigs | 2018 | 2018Bore/Drill Rigs250 | 250 | 0 1545 | 2.15308 | 1 07328 | 0.0608 | 0.056 | 0 0048 | 484 5605 | 0 1509 | 0 012 |
| Bore/Drill Rigs | 2018 | 2018Bore/Drill Rigs500 | 500 | 0.1349 | 1.74562 | 1.03203 | 0.0522 | 0.0481 | 0.0048 | 485.6893 | 0.1512 | 0.012 |
| Bore/Drill Rigs | 2018 | 2018Bore/Drill Rigs750 | 750 | 0.126 | 1.67873 | 1.00559 | 0.0545 | 0.0501 | 0.0049 | 489 7301 | 0.1525 | 0.013 |
| Bore/Drill Rigs | 2018 | 2018Bore/Drill Rigs1000 | 1000 | 0.1252 | 3.03153 | 0.97772 | 0.0604 | 0.0556 | 0.0049 | 490.2427 | 0.1526 | 0.013 |
| Bore/Drill Rigs | 2019 | 2019Bore/Drill Rigs15 | 15 | 0.7216 | 4.71795 | 4.49723 | 0.3025 | 0 2783 | 0 0055 | 545 293 | 0.1725 | 0 014 |
| Bore/Drill Rigs | 2019 | 2019Bore/Drill Rigs25 | 25 | 0.7216 | 4.71795 | 4.49723 | 0.3025 | 0.2783 | 0.0055 | 545.293 | 0.1725 | 0.014 |
| Bore/Drill Rigs | 2019 | 2019Bore/Drill Rigs50 | 50 | 0.7216 | 4 71795 | 4 49723 | 0.3025 | 0.2783 | 0.0055 | 545 293 | 0 1725 | 0.014 |
| Bore/Drill Rigs | 2019 | 2019Bore/Drill Rigs120 | 120 | 0.2672 | 3.32102 | 3.33202 | 0 1802 | 0.1658 | 0.0048 | 472.4527 | 0.1495 | 0.012 |
| Bore/Drill Rigs | 2019 | 2019Bore/Drill Rigs175 | 175 | 0.1813 | 2 01775 | 2 95563 | 0.0876 | 0 0806 | 0.0049 | 487.3552 | 0.1542 | 0.012 |
| Bore/Drill Rigs | 2019 | 2019Bore/Drill Rigs250 | 250 | 0.1434 | 1 8943 | 1.06058 | 0 0537 | 0 0494 | 0.0048 | 475 7896 | 0 1505 | 0 012 |
| Bore/Drill Rigs | 2019 | 2019Bore/Drill Rigs500 | 500 | 0.1292 | 1.55098 | 1 03449 | 0.0479 | 0.0441 | 0.0048 | 477.0462 | 0.1509 | 0.012 |
| Bore/Drill Rigs | 2019 | 2019Bore/Drill Rigs750 | 750 | 0.1165 | 1.44865 | 0 97074 | 0.0478 | 0.044 | 0.0049 | 481 8363 | 0 1524 | 0 012 |
| Bore/Drill Rigs | 2019 | 2019Bore/Drill Rigs1000 | 1000 | 0.1294 | 3 04139 | 0 98342 | 0.0609 | 0.056 | 0.0049 | 482.3593 | 0 1526 | 0 012 |
| Bore/Drill Rigs | 2020 | 2020Bore/Drill Rigs15 | 15 | 0.7158 | 4.6451 | 4.51013 | 0.2941 | 0.2706 | 0.0055 | 535.2948 | 0.1731 | 0.014 |
| Bore/Drill Rigs | 2020 | 2020Bore/Drill Rigs25 | 25 | 0.7158 | 4 6451 | 4.51013 | 0.2941 | 0.2706 | 0.0055 | 535.2948 | 0.1731 | 0.014 |

| | | | | | | | | | | | | |
|---|---|---|---|---|---|---|---|---|---|---|---|---|
| Bore/Drill Rigs | 2020 | 2020Bore/Drill Rigs50 | 50 | 0.7158 | 4 6451 | 4.51013 | 0 2941 | 0.2706 | 0 0055 | 535 2948 | 0.1731 | 0.014 |
| Bore/Drill Rigs | 2020 | 2020Bore/Drill Rigs120 | 120 | 0.2462 | 3 06601 | 3 32347 | 0 1586 | 0 1459 | 0 0048 | 463 5827 | 0 1499 | 0 012 |
| Bore/Drill Rigs | 2020 | 2020Bore/Drill Rigs175 | 175 | 0 1743 | 1 87149 | 2 96948 | 0.0822 | 0.0757 | 0 0049 | 477 722 | 0 1545 | 0 012 |
| Bore/Drill Rigs | 2020 | 2020Bore/Drill Rigs250 | 250 | 0 1424 | 1 80732 | 1 06766 | 0 0521 | 0.0479 | 0 0048 | 466 8342 | 0 151 | 0.012 |
| Bore/Drill Rigs | 2020 | 2020Bore/Drill Rigs500 | 500 | 0.1245 | 1 40938 | 1 01263 | 0.0446 | 0.041 | 0 0048 | 466.8219 | 0.151 | 0 012 |
| Bore/Drill Rigs | 2020 | 2020Bore/Drill Rigs750 | 750 | 0 1086 | 1.23085 | 0 97413 | 0 0409 | 0 0377 | 0.0049 | 473.6679 | 0.1532 | 0.012 |
| Bore/Drill Rigs | 2020 | 2020Bore/Drill Rigs1000 | 1000 | 0 1329 | 3.05008 | 0.98839 | 0.0612 | 0.0563 | 0 0049 | 471 8492 | 0 1526 | 0.012 |
| Bore/Drill Rigs | 2021 | 2021Bore/Drill Rigs15 | 15 | 0 7106 | 4.63432 | 4.54836 | 0.291 | 0.2677 | 0.0055 | 535.3782 | 0.1732 | 0.014 |
| Bore/Drill Rigs | 2021 | 2021Bore/Drill Rigs25 | 25 | 0 7106 | 4 63432 | 4 54836 | 0.291 | 0 2677 | 0 0055 | 535 3782 | 0 1732 | 0 014 |
| Bore/Drill Rigs | 2021 | 2021Bore/Drill Rigs50 | 50 | 0.7106 | 4 63432 | 4.54836 | 0.291 | 0 2677 | 0.0055 | 535.3782 | 0.1732 | 0.014 |
| Bore/Drill Rigs | 2021 | 2021Bore/Drill Rigs120 | 120 | 0.2169 | 2 73675 | 3.30573 | 0.131 | 0.1205 | 0.0048 | 464.9725 | 0 1504 | 0.012 |
| Bore/Drill Rigs | 2021 | 2021Bore/Drill Rigs175 | 175 | 0.1542 | 1.5983 | 2 9614 | 0 0697 | 0.0641 | 0 0049 | 477 0482 | 0.1543 | 0.012 |
| Bore/Drill Rigs | 2021 | 2021Bore/Drill Rigs250 | 250 | 0 1325 | 1.55102 | 1.06418 | 0.047 | 0 0433 | 0.0048 | 467.9916 | 0 1514 | 0.012 |
| Bore/Drill Rigs | 2021 | 2021Bore/Drill Rigs500 | 500 | 0.117 | 1.22069 | 1.01479 | 0.0409 | 0.0376 | 0 0049 | 469.8158 | 0.1519 | 0.012 |
| Bore/Drill Rigs | 2021 | 2021Bore/Drill Rigs750 | 750 | 0.0976 | 0.95517 | 0 97176 | 0 0334 | 0 0307 | 0.0049 | 474.079 | 0.1533 | 0.012 |
| Bore/Drill Rigs | 2021 | 2021Bore/Drill Rigs1000 | 1000 | 0.1359 | 3.05759 | 0.99261 | 0.0614 | 0.0565 | 0.0049 | 471 8158 | 0.1526 | 0 012 |
| Bore/Drill Rigs | 2022 | 2022Bore/Drill Rigs15 | 15 | 0.6314 | 4.28474 | 4.33356 | 0.2406 | 0.2213 | 0.0055 | 529.8703 | 0.1714 | 0 014 |
| Bore/Drill Rigs | 2022 | 2022Bore/Drill Rigs25 | 25 | 0 6314 | 4.28474 | 4.33356 | 0 2406 | 0.2213 | 0.0055 | 529.8703 | 0 1714 | 0.014 |
| Bore/Drill Rigs | 2022 | 2022Bore/Drill Rigs50 | 50 | 0.6314 | 4.28474 | 4.33356 | 0.2406 | 0 2213 | 0 0055 | 529.8703 | 0.1714 | 0.014 |
| Bore/Drill Rigs | 2022 | 2022Bore/Drill Rigs120 | 120 | 0.1911 | 2 42459 | 3.25974 | 0 1071 | 0 0985 | 0 0048 | 462.2674 | 0.1495 | 0.012 |
| Bore/Drill Rigs | 2022 | 2022Bore/Drill Rigs175 | 175 | 0.1368 | 1 28831 | 2.95431 | 0.0567 | 0.0522 | 0.0049 | 477.3719 | 0.1544 | 0 012 |
| Bore/Drill Rigs | 2022 | 2022Bore/Drill Rigs250 | 250 | 0.115 | 1 16293 | 1.04734 | 0.0373 | 0 0343 | 0.0048 | 468.7604 | 0.1516 | 0.012 |
| Bore/Drill Rigs | 2022 | 2022Bore/Drill Rigs500 | 500 | 0.1076 | 1.03525 | 1.00212 | 0.0352 | 0 0324 | 0 0048 | 467.1923 | 0 1511 | 0.012 |
| Bore/Drill Rigs | 2022 | 2022Bore/Drill Rigs750 | 750 | 0.0908 | 0 77309 | 0.97519 | 0.028 | 0.0258 | 0.0049 | 477.141 | 0.1543 | 0 012 |
| Bore/Drill Rigs | 2022 | 2022Bore/Drill Rigs1000 | 1000 | 0.0566 | 2.27813 | 0 9452 | 0.0182 | 0.0167 | 0 0049 | 472.9214 | 0 153 | 0.012 |
| Bore/Drill Rigs | 2023 | 2023Bore/Drill Rigs15 | 15 | 0.6059 | 4.20831 | 4.31077 | 0.2259 | 0.2078 | 0.0055 | 531.9856 | 0 1721 | 0.014 |
| Bore/Drill Rigs | 2023 | 2023Bore/Drill Rigs25 | 25 | 0.6059 | 4.20831 | 4.31077 | 0.2259 | 0.2078 | 0.0055 | 531.9856 | 0.1721 | 0 014 |
| Bore/Drill Rigs | 2023 | 2023Bore/Drill Rigs50 | 50 | 0.6059 | 4.20831 | 4.31077 | 0.2259 | 0.2078 | 0.0055 | 531.9856 | 0.1721 | 0.014 |
| Bore/Drill Rigs | 2023 | 2023Bore/Drill Rigs120 | 120 | 0.1872 | 2.35656 | 3.25754 | 0.1015 | 0.0934 | 0.0048 | 461.214 | 0.1492 | 0.012 |
| Bore/Drill Rigs | 2023 | 2023Bore/Drill Rigs175 | 175 | 0.1253 | 1 07773 | 2.9693 | 0.0478 | 0.044 | 0.005 | 479.6465 | 0.1551 | 0.012 |
| Bore/Drill Rigs | 2023 | 2023Bore/Drill Rigs250 | 250 | 0.1104 | 1.04653 | 1.04309 | 0.0339 | 0.0312 | 0.0049 | 469.7058 | 0.1519 | 0.012 |
| Bore/Drill Rigs | 2023 | 2023Bore/Drill Rigs500 | 500 | 0.1011 | 0.89764 | 0.98883 | 0 0302 | 0.0278 | 0.0048 | 464.0407 | 0.1501 | 0.012 |
| Bore/Drill Rigs | 2023 | 2023Bore/Drill Rigs750 | 750 | 0.0908 | 0 71664 | 0.98235 | 0.0264 | 0.0243 | 0.005 | 479.2199 | 0.155 | 0.012 |
| Bore/Drill Rigs | 2023 | 2023Bore/Drill Rigs1000 | 1000 | 0.0526 | 2.26246 | 0 93615 | 0.0178 | 0.0164 | 0.0049 | 472.0201 | 0.1527 | 0 012 |
| Bore/Drill Rigs | 2024 | 2024Bore/Drill Rigs15 | 15 | 0.6088 | 4 15902 | 4.33098 | 0 2191 | 0.2016 | 0.0055 | 529.8661 | 0.1714 | 0.014 |
| Bore/Drill Rigs | 2024 | 2024Bore/Drill Rigs25 | 25 | 0.6088 | 4 15902 | 4.33098 | 0.2191 | 0.2016 | 0.0055 | 529.8661 | 0 1714 | 0.014 |
| Bore/Drill Rigs | 2024 | 2024Bore/Drill Rigs50 | 50 | 0.6088 | 4.15902 | 4.33098 | 0.2191 | 0.2016 | 0.0055 | 529.8661 | 0.1714 | 0.014 |
| Bore/Drill Rigs | 2024 | 2024Bore/Drill Rigs120 | 120 | 0.1773 | 2.21634 | 3.25123 | 0.0904 | 0.0832 | 0.0048 | 461.2076 | 0 1492 | 0.012 |
| Bore/Drill Rigs | 2024 | 2024Bore/Drill Rigs175 | 175 | 0.1245 | 1 02855 | 2.97803 | 0.0464 | 0.0427 | 0 0049 | 478.9441 | 0.1549 | 0.012 |
| Bore/Drill Rigs | 2024 | 2024Bore/Drill Rigs250 | 250 | 0 108 | 0.97542 | 1.04591 | 0.0321 | 0.0296 | 0.0049 | 470 7115 | 0.1522 | 0.012 |
| Bore/Drill Rigs | 2024 | 2024Bore/Drill Rigs500 | 500 | 0.1026 | 0.86053 | 0.99426 | 0.0293 | 0.0269 | 0.0048 | 464.4796 | 0.1502 | 0.012 |
| Bore/Drill Rigs | 2024 | 2024Bore/Drill Rigs750 | 750 | 0.0893 | 0.67139 | 0.98491 | 0.0257 | 0.0236 | 0.005 | 480.2246 | 0.1553 | 0.012 |
| Bore/Drill Rigs | 2024 | 2024Bore/Drill Rigs1000 | 1000 | 0.0566 | 2.27306 | 0.94304 | 0.0181 | 0.0167 | 0.0049 | 471.9261 | 0.1526 | 0.012 |
| Bore/Drill Rigs | 2025 | 2025Bore/Drill Rigs15 | 15 | 0.5907 | 3.97786 | 4.2728 | 0.1931 | 0.1777 | 0.0055 | 532.8212 | 0 1723 | 0.014 |
| Bore/Drill Rigs | 2025 | 2025Bore/Drill Rigs25 | 25 | 0.5907 | 3.97786 | 4.2728 | 0.1931 | 0.1777 | 0.0055 | 532.8212 | 0.1723 | 0.014 |
| Bore/Drill Rigs | 2025 | 2025Bore/Drill Rigs50 | 50 | 0.5907 | 3.97786 | 4.2728 | 0.1931 | 0.1777 | 0.0055 | 532.8212 | 0.1723 | 0.014 |
| Bore/Drill Rigs | 2025 | 2025Bore/Drill Rigs120 | 120 | 0.1545 | 1 96363 | 3.21758 | 0.0674 | 0.062 | 0.0048 | 459.8291 | 0.1487 | 0.012 |
| Bore/Drill Rigs | 2025 | 2025Bore/Drill Rigs175 | 175 | 0.1138 | 0.88787 | 2.9736 | 0.0388 | 0.0357 | 0.0049 | 478.2657 | 0.1547 | 0.012 |
| Bore/Drill Rigs | 2025 | 2025Bore/Drill Rigs250 | 250 | 0.1074 | 0.95717 | 1.04484 | 0.0314 | 0.0289 | 0.0049 | 470 6535 | 0.1522 | 0.012 |
| Bore/Drill Rigs | 2025 | 2025Bore/Drill Rigs500 | 500 | 0.1016 | 0.82299 | 0 99738 | 0.0281 | 0.0259 | 0.0048 | 467.2892 | 0.1511 | 0.012 |
| Bore/Drill Rigs | 2025 | 2025Bore/Drill Rigs750 | 750 | 0.0845 | 0.59628 | 0.98349 | 0.0226 | 0.0208 | 0.005 | 481.2495 | 0.1556 | 0.012 |
| Bore/Drill Rigs | 2025 | 2025Bore/Drill Rigs1000 | 1000 | 0.0624 | 2.28923 | 0 95339 | 0.0186 | 0 0171 | 0.0049 | 471.9168 | 0.1526 | 0.012 |
| Bore/Drill Rigs | 2030 | 2030Bore/Drill Rigs15 | 15 | 0.661 | 4.142 | 3.469 | 0.161 | 0 161 | 0.008 | 568.299 | 0.059 | 0.015 |
| Bore/Drill Rigs | 2030 | 2030Bore/Drill Rigs25 | 25 | 0.685 | 4.332 | 2.339 | 0.161 | 0.161 | 0.007 | 568.299 | 0.061 | 0.015 |
| Bore/Drill Rigs | 2030 | 2030Bore/Drill Rigs50 | 50 | 0.348 | 3.02 | 4 029 | 0.013 | 0 013 | 0.007 | 568.299 | 0.031 | 0.015 |
| Bore/Drill Rigs | 2030 | 2030Bore/Drill Rigs120 | 120 | 0.183 | 1.415 | 3 434 | 0.012 | 0.012 | 0.006 | 568.299 | 0 016 | 0 015 |
| Bore/Drill Rigs | 2030 | 2030Bore/Drill Rigs175 | 175 | 0.127 | 0.279 | 3.038 | 0 01 | 0.01 | 0.006 | 568.299 | 0 011 | 0.015 |
| Bore/Drill Rigs | 2030 | 2030Bore/Drill Rigs250 | 250 | 0.127 | 0.274 | 1 035 | 0.01 | 0.01 | 0.006 | 568.299 | 0.011 | 0.015 |
| Bore/Drill Rigs | 2030 | 2030Bore/Drill Rigs500 | 500 | 0.127 | 0.274 | 1.006 | 0.01 | 0.01 | 0.005 | 568.299 | 0.011 | 0.015 |
| Bore/Drill Rigs | 2030 | 2030Bore/Drill Rigs750 | 750 | 0.127 | 0.274 | 1.006 | 0.01 | 0.01 | 0.005 | 568.299 | 0.011 | 0.015 |
| Bore/Drill Rigs | 2030 | 2030Bore/Drill Rigs1000 | 1000 | 0.127 | 2.372 | 1.006 | 0.021 | 0.021 | 0.005 | 568.299 | 0.011 | 0.015 |
| Bore/Drill Rigs | 2035 | 2035Bore/Drill Rigs15 | 15 | 0.661 | 4.142 | 3.469 | 0.161 | 0.161 | 0.008 | 568.299 | 0.059 | 0.015 |
| Bore/Drill Rigs | 2035 | 2035Bore/Drill Rigs25 | 25 | 0.685 | 4.332 | 2.339 | 0.161 | 0.161 | 0.007 | 568.299 | 0.061 | 0.015 |
| Bore/Drill Rigs | 2035 | 2035Bore/Drill Rigs50 | 50 | 0.348 | 3.019 | 4.03 | 0.013 | 0.013 | 0.007 | 568.299 | 0.031 | 0.015 |
| Bore/Drill Rigs | 2035 | 2035Bore/Drill Rigs120 | 120 | 0.183 | 1.411 | 3 434 | 0.012 | 0.012 | 0.006 | 568.3 | 0.016 | 0 015 |
| Bore/Drill Rigs | 2035 | 2035Bore/Drill Rigs175 | 175 | 0 126 | 0.272 | 3.039 | 0 01 | 0 01 | 0.006 | 568.299 | 0.011 | 0 015 |
| Bore/Drill Rigs | 2035 | 2035Bore/Drill Rigs250 | 250 | 0 126 | 0 272 | 1.035 | 0 01 | 0.01 | 0.006 | 568.299 | 0.011 | 0.015 |
| Bore/Drill Rigs | 2035 | 2035Bore/Drill Rigs500 | 500 | 0.126 | 0.272 | 1.006 | 0.01 | 0.01 | 0.005 | 568.299 | 0 011 | 0.015 |
| Bore/Drill Rigs | 2035 | 2035Bore/Drill Rigs750 | 750 | 0.126 | 0 272 | 1.006 | 0.01 | 0.01 | 0.005 | 568.299 | 0.011 | 0.015 |
| Bore/Drill Rigs | 2035 | 2035Bore/Drill Rigs1000 | 1000 | 0.126 | 2.372 | 1 006 | 0 021 | 0.021 | 0.005 | 568.299 | 0 011 | 0 015 |
| Bore/Drill Rigs | 2040 | 2040Bore/Drill Rigs15 | 15 | 0.661 | 4 142 | 3.469 | 0.161 | 0 161 | 0.008 | 568.299 | 0 059 | 0.015 |
| Bore/Drill Rigs | 2040 | 2040Bore/Drill Rigs25 | 25 | 0 685 | 4.332 | 2 339 | 0.161 | 0.161 | 0.007 | 568 299 | 0.061 | 0 015 |
| Bore/Drill Rigs | 2040 | 2040Bore/Drill Rigs50 | 50 | 0 348 | 3.019 | 4 032 | 0 013 | 0 013 | 0 007 | 568.3 | 0 031 | 0.015 |
| Bore/Drill Rigs | 2040 | 2040Bore/Drill Rigs120 | 120 | 0.183 | 1.411 | 3.435 | 0.012 | 0.012 | 0.006 | 568.299 | 0.016 | 0 015 |
| Bore/Drill Rigs | 2040 | 2040Bore/Drill Rigs175 | 175 | 0.127 | 0.272 | 3.039 | 0.01 | 0.01 | 0.006 | 568.299 | 0 011 | 0.015 |
| Bore/Drill Rigs | 2040 | 2040Bore/Drill Rigs250 | 250 | 0.127 | 0.272 | 1.035 | 0.01 | 0.01 | 0 006 | 568.3 | 0.011 | 0.015 |
| Bore/Drill Rigs | 2040 | 2040Bore/Drill Rigs500 | 500 | 0.127 | 0.272 | 1 006 | 0.01 | 0.01 | 0.005 | 568.299 | 0.011 | 0.015 |
| Bore/Drill Rigs | 2040 | 2040Bore/Drill Rigs750 | 750 | 0 127 | 0.272 | 1 006 | 0.01 | 0 01 | 0.005 | 568.299 | 0 011 | 0.015 |
| Bore/Drill Rigs | 2040 | 2040Bore/Drill Rigs1000 | 1000 | 0 127 | 2.372 | 1 006 | 0 021 | 0.021 | 0.005 | 568.299 | 0.011 | 0.015 |
| Cement and Mortar Mixers | 1990 | 1990Cement and Mortar Mixers15 | 15 | 1.804 | 9.999 | 4.999 | 0.975 | 0.975 | 1 049 | 568.299 | 0.162 | 0.015 |
| Cement and Mortar Mixers | 1990 | 1990Cement and Mortar Mixers25 | 25 | 2.213 | 6 919 | 4 999 | 0.741 | 0.741 | 0.855 | 568 299 | 0 199 | 0.015 |
| Cement and Mortar Mixers | 2000 | 2000Cement and Mortar Mixers15 | 15 | 1.662 | 8.911 | 4.78 | 0.745 | 0 745 | 0.079 | 568.299 | 0.15 | 0.015 |
| Cement and Mortar Mixers | 2000 | 2000Cement and Mortar Mixers25 | 25 | 2.081 | 6.401 | 4.757 | 0 569 | 0.569 | 0.065 | 568.299 | 0.187 | 0.015 |
| Cement and Mortar Mixers | 2005 | 2005Cement and Mortar Mixers15 | 15 | 1.001 | 6.3 | 3.791 | 0.465 | 0.465 | 0.079 | 568.299 | 0.09 | 0.015 |
| Cement and Mortar Mixers | 2005 | 2005Cement and Mortar Mixers25 | 25 | 1.548 | 5.963 | 3.786 | 0.471 | 0.471 | 0.065 | 568.299 | 0.139 | 0.015 |
| Cement and Mortar Mixers | 2010 | 2010Cement and Mortar Mixers15 | 15 | 0.709 | 4.545 | 3.492 | 0.26 | 0.26 | 0 008 | 568.299 | 0.064 | 0.015 |
| Cement and Mortar Mixers | 2010 | 2010Cement and Mortar Mixers25 | 25 | 1.119 | 5.286 | 3.049 | 0.346 | 0.346 | 0.007 | 568.299 | 0 101 | 0.015 |
| Cement and Mortar Mixers | 2011 | 2011Cement and Mortar Mixers15 | 15 | 0.685 | 4.351 | 3.479 | 0.231 | 0.231 | 0.008 | 568.299 | 0.061 | 0.015 |
| Cement and Mortar Mixers | 2011 | 2011Cement and Mortar Mixers25 | 25 | 1.031 | 5.144 | 2.897 | 0.319 | 0.319 | 0 007 | 568.299 | 0.093 | 0.015 |
| Cement and Mortar Mixers | 2012 | 2012Cement and Mortar Mixers15 | 15 | 0.674 | 4.272 | 3.472 | 0.209 | 0.209 | 0.008 | 568.299 | 0.06 | 0.015 |
| Cement and Mortar Mixers | 2012 | 2012Cement and Mortar Mixers25 | 25 | 0.949 | 5.012 | 2 757 | 0.293 | 0.293 | 0 007 | 568.299 | 0.085 | 0.015 |
| Cement and Mortar Mixers | 2013 | 2013Cement and Mortar Mixers15 | 15 | 0.669 | 4 223 | 3.469 | 0.191 | 0 191 | 0.008 | 568.299 | 0 06 | 0 015 |
| Cement and Mortar Mixers | 2013 | 2013Cement and Mortar Mixers25 | 25 | 0.875 | 4.887 | 2.63 | 0.269 | 0.269 | 0.007 | 568.299 | 0.078 | 0.015 |
| Cement and Mortar Mixers | 2014 | 2014Cement and Mortar Mixers15 | 15 | 0.666 | 4.191 | 3.469 | 0.177 | 0 177 | 0 008 | 568.299 | 0.06 | 0.015 |
| Cement and Mortar Mixers | 2014 | 2014Cement and Mortar Mixers25 | 25 | 0 837 | 4.793 | 2.57 | 0.253 | 0 253 | 0.007 | 568.299 | 0 075 | 0 015 |
| Cement and Mortar Mixers | 2015 | 2015Cement and Mortar Mixers15 | 15 | 0.663 | 4.168 | 3.469 | 0.171 | 0.171 | 0.008 | 568.3 | 0.059 | 0.015 |
| Cement and Mortar Mixers | 2015 | 2015Cement and Mortar Mixers25 | 25 | 0.811 | 4 712 | 2.531 | 0.24 | 0 24 | 0.007 | 568.299 | 0 073 | 0.015 |
| Cement and Mortar Mixers | 2016 | 2016Cement and Mortar Mixers15 | 15 | 0.662 | 4.153 | 3.469 | 0.167 | 0.167 | 0 008 | 568.3 | 0 059 | 0.015 |
| Cement and Mortar Mixers | 2016 | 2016Cement and Mortar Mixers25 | 25 | 0 788 | 4 636 | 2 496 | 0.227 | 0.227 | 0 007 | 568.299 | 0 071 | 0 015 |
| Cement and Mortar Mixers | 2017 | 2017Cement and Mortar Mixers15 | 15 | 0.661 | 4 145 | 3 469 | 0.165 | 0.165 | 0 008 | 568.299 | 0 059 | 0 015 |
| Cement and Mortar Mixers | 2017 | 2017Cement and Mortar Mixers25 | 25 | 0 767 | 4.567 | 2 466 | 0 216 | 0.216 | 0.007 | 568 299 | 0 069 | 0 015 |
| Cement and Mortar Mixers | 2018 | 2018Cement and Mortar Mixers15 | 15 | 0.661 | 4.142 | 3 469 | 0.163 | 0 163 | 0 008 | 568.299 | 0 059 | 0.015 |
| Cement and Mortar Mixers | 2018 | 2018Cement and Mortar Mixers25 | 25 | 0 749 | 4.504 | 2 44 | 0.205 | 0.205 | 0 007 | 568.299 | 0 067 | 0.015 |
| Cement and Mortar Mixers | 2019 | 2019Cement and Mortar Mixers15 | 15 | 0.661 | 4.142 | 3.469 | 0.162 | 0 162 | 0.008 | 568.299 | 0 059 | 0 015 |
| Cement and Mortar Mixers | 2019 | 2019Cement and Mortar Mixers25 | 25 | 0 735 | 4 469 | 2 417 | 0.196 | 0.196 | 0.007 | 568 299 | 0.066 | 0.015 |
| Cement and Mortar Mixers | 2020 | 2020Cement and Mortar Mixers15 | 15 | 0 661 | 4.142 | 3 47 | 0.161 | 0.161 | 0 008 | 568.299 | 0 059 | 0.015 |
| Cement and Mortar Mixers | 2020 | 2020Cement and Mortar Mixers25 | 25 | 0 723 | 4.442 | 2 397 | 0 187 | 0.187 | 0 007 | 568 299 | 0 065 | 0.015 |
| Cement and Mortar Mixers | 2021 | 2021Cement and Mortar Mixers15 | 15 | 0.661 | 4.142 | 3 469 | 0 161 | 0 161 | 0 008 | 568.299 | 0 059 | 0.015 |
| Cement and Mortar Mixers | 2021 | 2021Cement and Mortar Mixers25 | 25 | 0 712 | 4 419 | 2 381 | 0 18 | 0 18 | 0 007 | 568.299 | 0 064 | 0 015 |
| Cement and Mortar Mixers | 2022 | 2022Cement and Mortar Mixers15 | 15 | 0 661 | 4 142 | 3 47 | 0.161 | 0.161 | 0 008 | 568.299 | 0.059 | 0 015 |
| Cement and Mortar Mixers | 2022 | 2022Cement and Mortar Mixers25 | 25 | 0 704 | 4.399 | 2.367 | 0.175 | 0.175 | 0 007 | 568.299 | 0.063 | 0 015 |
| Cement and Mortar Mixers | 2023 | 2023Cement and Mortar Mixers15 | 15 | 0 661 | 4.142 | 3 469 | 0.161 | 0 161 | 0.008 | 568 299 | 0 059 | 0 015 |
| Cement and Mortar Mixers | 2023 | 2023Cement and Mortar Mixers25 | 25 | 0.697 | 4 382 | 2.356 | 0.172 | 0 172 | 0.007 | 568.299 | 0 062 | 0.015 |

| | | | | | | | | | | | | |
|---|---|---|---|---|---|---|---|---|---|---|---|---|
| Cement and Mortar Mixers | 2024 | 2024Cement and Mortar Mixers15 | 15 | 0 661 | 4 142 | 3 469 | 0 161 | 0 161 | 0 008 | 568 299 | 0 059 | 0 015 |
| Cement and Mortar Mixers | 2024 | 2024Cement and Mortar Mixers25 | 25 | 0 693 | 4 369 | 2 349 | 0 17 | 0 17 | 0 007 | 568 299 | 0 062 | 0 015 |
| Cement and Mortar Mixers | 2025 | 2025Cement and Mortar Mixers15 | 15 | 0 661 | 4 142 | 3 469 | 0 161 | 0 161 | 0 008 | 568 299 | 0 059 | 0 015 |
| Cement and Mortar Mixers | 2025 | 2025Cement and Mortar Mixers25 | 25 | 0 689 | 4 357 | 2 344 | 0 168 | 0 168 | 0 007 | 568 299 | 0 062 | 0 015 |
| Cement and Mortar Mixers | 2030 | 2030Cement and Mortar Mixers15 | 15 | 0 661 | 4 142 | 3 469 | 0 161 | 0 161 | 0 008 | 568 299 | 0 059 | 0 015 |
| Cement and Mortar Mixers | 2030 | 2030Cement and Mortar Mixers25 | 25 | 0 685 | 4 333 | 2 339 | 0 162 | 0 162 | 0 007 | 568 299 | 0 061 | 0 015 |
| Cement and Mortar Mixers | 2035 | 2035Cement and Mortar Mixers15 | 15 | 0 661 | 4 142 | 3 469 | 0 161 | 0 161 | 0 008 | 568 299 | 0 059 | 0 015 |
| Cement and Mortar Mixers | 2035 | 2035Cement and Mortar Mixers25 | 25 | 0 685 | 4 332 | 2 339 | 0 161 | 0 161 | 0 007 | 568 299 | 0 061 | 0 015 |
| Cement and Mortar Mixers | 2040 | 2040Cement and Mortar Mixers15 | 15 | 0 661 | 4 142 | 3 47 | 0 161 | 0 161 | 0 008 | 568 299 | 0 059 | 0 015 |
| Cement and Mortar Mixers | 2040 | 2040Cement and Mortar Mixers25 | 25 | 0 685 | 4 332 | 2 339 | 0 161 | 0 161 | 0 007 | 568 299 | 0 061 | 0 015 |
| Concrete/Industrial Saws | 1990 | 1990Concrete/Industrial Saws25 | 25 | 2 213 | 6 919 | 4 999 | 0 741 | 0 741 | 0 855 | 568 299 | 0 199 | 0 015 |
| Concrete/Industrial Saws | 1990 | 1990Concrete/Industrial Saws50 | 50 | 4 943 | 8 008 | 9 962 | 1 297 | 1 297 | 0 871 | 568 299 | 0 446 | 0 015 |
| Concrete/Industrial Saws | 1990 | 1990Concrete/Industrial Saws120 | 120 | 2 467 | 15 608 | 5 934 | 1 385 | 1 385 | 0 791 | 568 299 | 0 222 | 0 015 |
| Concrete/Industrial Saws | 1990 | 1990Concrete/Industrial Saws175 | 175 | 2 097 | 15 952 | 5 376 | 1 172 | 1 172 | 0 758 | 568 3 | 0 189 | 0 015 |
| Concrete/Industrial Saws | 2000 | 2000Concrete/Industrial Saws25 | 25 | 1 908 | 6 326 | 4 438 | 0 555 | 0 555 | 0 065 | 568 299 | 0 172 | 0 015 |
| Concrete/Industrial Saws | 2000 | 2000Concrete/Industrial Saws50 | 50 | 3 572 | 6 784 | 7 547 | 0 789 | 0 789 | 0 066 | 568 299 | 0 322 | 0 015 |
| Concrete/Industrial Saws | 2000 | 2000Concrete/Industrial Saws120 | 120 | 1 661 | 9 903 | 4 354 | 0 77 | 0 77 | 0 06 | 568 299 | 0 149 | 0 015 |
| Concrete/Industrial Saws | 2000 | 2000Concrete/Industrial Saws175 | 175 | 1 115 | 9 017 | 3 531 | 0 452 | 0 452 | 0 057 | 568 3 | 0 1 | 0 015 |
| Concrete/Industrial Saws | 2005 | 2005Concrete/Industrial Saws25 | 25 | 0 849 | 5 321 | 2 519 | 0 333 | 0 333 | 0 065 | 568 299 | 0 076 | 0 015 |
| Concrete/Industrial Saws | 2005 | 2005Concrete/Industrial Saws50 | 50 | 3 177 | 6 32 | 6 994 | 0 732 | 0 732 | 0 066 | 568 299 | 0 286 | 0 015 |
| Concrete/Industrial Saws | 2005 | 2005Concrete/Industrial Saws120 | 120 | 1 428 | 8 401 | 4 05 | 0 714 | 0 714 | 0 06 | 568 299 | 0 128 | 0 015 |
| Concrete/Industrial Saws | 2005 | 2005Concrete/Industrial Saws175 | 175 | 0 932 | 7 685 | 3 223 | 0 393 | 0 393 | 0 057 | 568 299 | 0 084 | 0 015 |
| Concrete/Industrial Saws | 2010 | 2010Concrete/Industrial Saws25 | 25 | 0 691 | 4 411 | 2 339 | 0 216 | 0 216 | 0 007 | 568 299 | 0 062 | 0 015 |
| Concrete/Industrial Saws | 2010 | 2010Concrete/Industrial Saws50 | 50 | 2 316 | 5 774 | 6 039 | 0 565 | 0 565 | 0 007 | 568 299 | 0 208 | 0 015 |
| Concrete/Industrial Saws | 2010 | 2010Concrete/Industrial Saws120 | 120 | 1 028 | 6 592 | 3 813 | 0 551 | 0 551 | 0 006 | 568 299 | 0 092 | 0 015 |
| Concrete/Industrial Saws | 2010 | 2010Concrete/Industrial Saws175 | 175 | 0 683 | 5 838 | 3 116 | 0 306 | 0 306 | 0 006 | 568 299 | 0 061 | 0 015 |
| Concrete/Industrial Saws | 2011 | 2011Concrete/Industrial Saws25 | 25 | 0 688 | 4 372 | 2 339 | 0 193 | 0 193 | 0 007 | 568 299 | 0 062 | 0 015 |
| Concrete/Industrial Saws | 2011 | 2011Concrete/Industrial Saws50 | 50 | 2 142 | 5 68 | 5 854 | 0 534 | 0 534 | 0 007 | 568 299 | 0 193 | 0 015 |
| Concrete/Industrial Saws | 2011 | 2011Concrete/Industrial Saws120 | 120 | 0 955 | 6 222 | 3 775 | 0 524 | 0 524 | 0 006 | 568 299 | 0 086 | 0 015 |
| Concrete/Industrial Saws | 2011 | 2011Concrete/Industrial Saws175 | 175 | 0 64 | 5 491 | 3 104 | 0 293 | 0 293 | 0 006 | 568 299 | 0 057 | 0 015 |
| Concrete/Industrial Saws | 2012 | 2012Concrete/Industrial Saws25 | 25 | 0 686 | 4 348 | 2 339 | 0 173 | 0 173 | 0 007 | 568 299 | 0 061 | 0 015 |
| Concrete/Industrial Saws | 2012 | 2012Concrete/Industrial Saws50 | 50 | 1 969 | 5 59 | 5 671 | 0 503 | 0 503 | 0 007 | 568 299 | 0 177 | 0 015 |
| Concrete/Industrial Saws | 2012 | 2012Concrete/Industrial Saws120 | 120 | 0 884 | 5 844 | 3 74 | 0 489 | 0 489 | 0 006 | 568 299 | 0 079 | 0 015 |
| Concrete/Industrial Saws | 2012 | 2012Concrete/Industrial Saws175 | 175 | 0 597 | 5 146 | 3 094 | 0 272 | 0 272 | 0 006 | 568 299 | 0 053 | 0 015 |
| Concrete/Industrial Saws | 2013 | 2013Concrete/Industrial Saws25 | 25 | 0 685 | 4 335 | 2 339 | 0 168 | 0 168 | 0 007 | 568 299 | 0 061 | 0 015 |
| Concrete/Industrial Saws | 2013 | 2013Concrete/Industrial Saws50 | 50 | 1 796 | 5 377 | 5 489 | 0 463 | 0 463 | 0 007 | 568 299 | 0 162 | 0 015 |
| Concrete/Industrial Saws | 2013 | 2013Concrete/Industrial Saws120 | 120 | 0 816 | 5 483 | 3 706 | 0 451 | 0 451 | 0 006 | 568 299 | 0 073 | 0 015 |
| Concrete/Industrial Saws | 2013 | 2013Concrete/Industrial Saws175 | 175 | 0 556 | 4 829 | 3 086 | 0 25 | 0 25 | 0 006 | 568 299 | 0 05 | 0 015 |
| Concrete/Industrial Saws | 2014 | 2014Concrete/Industrial Saws25 | 25 | 0 685 | 4 332 | 2 339 | 0 164 | 0 164 | 0 007 | 568 299 | 0 061 | 0 015 |
| Concrete/Industrial Saws | 2014 | 2014Concrete/Industrial Saws50 | 50 | 1 626 | 5 172 | 5 313 | 0 424 | 0 424 | 0 007 | 568 299 | 0 146 | 0 015 |
| Concrete/Industrial Saws | 2014 | 2014Concrete/Industrial Saws120 | 120 | 0 749 | 5 16 | 3 675 | 0 412 | 0 412 | 0 006 | 568 299 | 0 067 | 0 015 |
| Concrete/Industrial Saws | 2014 | 2014Concrete/Industrial Saws175 | 175 | 0 517 | 4 531 | 3 08 | 0 228 | 0 228 | 0 006 | 568 299 | 0 046 | 0 015 |
| Concrete/Industrial Saws | 2015 | 2015Concrete/Industrial Saws25 | 25 | 0 685 | 4 332 | 2 339 | 0 162 | 0 162 | 0 007 | 568 299 | 0 061 | 0 015 |
| Concrete/Industrial Saws | 2015 | 2015Concrete/Industrial Saws50 | 50 | 1 47 | 4 989 | 5 165 | 0 386 | 0 386 | 0 007 | 568 299 | 0 132 | 0 015 |
| Concrete/Industrial Saws | 2015 | 2015Concrete/Industrial Saws120 | 120 | 0 683 | 4 789 | 3 647 | 0 372 | 0 372 | 0 006 | 568 3 | 0 061 | 0 015 |
| Concrete/Industrial Saws | 2015 | 2015Concrete/Industrial Saws175 | 175 | 0 475 | 4 112 | 3 077 | 0 207 | 0 207 | 0 006 | 568 299 | 0 042 | 0 015 |
| Concrete/Industrial Saws | 2016 | 2016Concrete/Industrial Saws25 | 25 | 0 685 | 4 332 | 2 339 | 0 161 | 0 161 | 0 007 | 568 299 | 0 061 | 0 015 |
| Concrete/Industrial Saws | 2016 | 2016Concrete/Industrial Saws50 | 50 | 1 322 | 4 818 | 5 029 | 0 35 | 0 35 | 0 007 | 568 3 | 0 119 | 0 015 |
| Concrete/Industrial Saws | 2016 | 2016Concrete/Industrial Saws120 | 120 | 0 62 | 4 432 | 3 62 | 0 333 | 0 333 | 0 006 | 568 3 | 0 055 | 0 015 |
| Concrete/Industrial Saws | 2016 | 2016Concrete/Industrial Saws175 | 175 | 0 435 | 3 708 | 3 074 | 0 186 | 0 186 | 0 006 | 568 299 | 0 039 | 0 015 |
| Concrete/Industrial Saws | 2017 | 2017Concrete/Industrial Saws25 | 25 | 0 685 | 4 332 | 2 34 | 0 161 | 0 161 | 0 007 | 568 299 | 0 061 | 0 015 |
| Concrete/Industrial Saws | 2017 | 2017Concrete/Industrial Saws50 | 50 | 1 175 | 4 652 | 4 894 | 0 313 | 0 313 | 0 007 | 568 299 | 0 106 | 0 015 |
| Concrete/Industrial Saws | 2017 | 2017Concrete/Industrial Saws120 | 120 | 0 557 | 4 086 | 3 595 | 0 294 | 0 294 | 0 006 | 568 299 | 0 05 | 0 015 |
| Concrete/Industrial Saws | 2017 | 2017Concrete/Industrial Saws175 | 175 | 0 395 | 3 316 | 3 073 | 0 165 | 0 165 | 0 006 | 568 299 | 0 035 | 0 015 |
| Concrete/Industrial Saws | 2018 | 2018Concrete/Industrial Saws25 | 25 | 0 685 | 4 332 | 2 339 | 0 161 | 0 161 | 0 007 | 568 299 | 0 061 | 0 015 |
| Concrete/Industrial Saws | 2018 | 2018Concrete/Industrial Saws50 | 50 | 1 032 | 4 492 | 4 766 | 0 277 | 0 277 | 0 007 | 568 299 | 0 093 | 0 015 |
| Concrete/Industrial Saws | 2018 | 2018Concrete/Industrial Saws120 | 120 | 0 498 | 3 754 | 3 571 | 0 256 | 0 256 | 0 006 | 568 299 | 0 044 | 0 015 |
| Concrete/Industrial Saws | 2018 | 2018Concrete/Industrial Saws175 | 175 | 0 359 | 2 945 | 3 072 | 0 145 | 0 145 | 0 006 | 568 299 | 0 032 | 0 015 |
| Concrete/Industrial Saws | 2019 | 2019Concrete/Industrial Saws25 | 25 | 0 685 | 4 332 | 2 339 | 0 161 | 0 161 | 0 007 | 568 299 | 0 061 | 0 015 |
| Concrete/Industrial Saws | 2019 | 2019Concrete/Industrial Saws50 | 50 | 0 899 | 4 338 | 4 645 | 0 242 | 0 242 | 0 007 | 568 299 | 0 081 | 0 015 |
| Concrete/Industrial Saws | 2019 | 2019Concrete/Industrial Saws120 | 120 | 0 443 | 3 441 | 3 55 | 0 22 | 0 22 | 0 006 | 568 3 | 0 04 | 0 015 |
| Concrete/Industrial Saws | 2019 | 2019Concrete/Industrial Saws175 | 175 | 0 33 | 2 618 | 3 072 | 0 128 | 0 128 | 0 006 | 568 299 | 0 029 | 0 015 |
| Concrete/Industrial Saws | 2020 | 2020Concrete/Industrial Saws25 | 25 | 0 685 | 4 332 | 2 339 | 0 161 | 0 161 | 0 007 | 568 299 | 0 061 | 0 015 |
| Concrete/Industrial Saws | 2020 | 2020Concrete/Industrial Saws50 | 50 | 0 798 | 4 196 | 4 552 | 0 212 | 0 212 | 0 007 | 568 299 | 0 072 | 0 015 |
| Concrete/Industrial Saws | 2020 | 2020Concrete/Industrial Saws120 | 120 | 0 401 | 3 163 | 3 535 | 0 19 | 0 19 | 0 006 | 568 299 | 0 036 | 0 015 |
| Concrete/Industrial Saws | 2020 | 2020Concrete/Industrial Saws175 | 175 | 0 306 | 2 324 | 3 072 | 0 114 | 0 114 | 0 006 | 568 299 | 0 027 | 0 015 |
| Concrete/Industrial Saws | 2021 | 2021Concrete/Industrial Saws25 | 25 | 0 685 | 4 332 | 2 34 | 0 161 | 0 161 | 0 007 | 568 299 | 0 061 | 0 015 |
| Concrete/Industrial Saws | 2021 | 2021Concrete/Industrial Saws50 | 50 | 0 722 | 4 063 | 4 481 | 0 184 | 0 184 | 0 007 | 568 3 | 0 065 | 0 015 |
| Concrete/Industrial Saws | 2021 | 2021Concrete/Industrial Saws120 | 120 | 0 369 | 2 913 | 3 523 | 0 166 | 0 166 | 0 006 | 568 299 | 0 033 | 0 015 |
| Concrete/Industrial Saws | 2021 | 2021Concrete/Industrial Saws175 | 175 | 0 286 | 2 055 | 3 072 | 0 101 | 0 101 | 0 006 | 568 299 | 0 025 | 0 015 |
| Concrete/Industrial Saws | 2022 | 2022Concrete/Industrial Saws25 | 25 | 0 685 | 4 332 | 2 339 | 0 161 | 0 161 | 0 007 | 568 299 | 0 061 | 0 015 |
| Concrete/Industrial Saws | 2022 | 2022Concrete/Industrial Saws50 | 50 | 0 66 | 3 936 | 4 422 | 0 158 | 0 158 | 0 007 | 568 3 | 0 059 | 0 015 |
| Concrete/Industrial Saws | 2022 | 2022Concrete/Industrial Saws120 | 120 | 0 343 | 2 686 | 3 514 | 0 144 | 0 144 | 0 006 | 568 299 | 0 031 | 0 015 |
| Concrete/Industrial Saws | 2022 | 2022Concrete/Industrial Saws175 | 175 | 0 267 | 1 806 | 3 072 | 0 089 | 0 089 | 0 006 | 568 3 | 0 024 | 0 015 |
| Concrete/Industrial Saws | 2023 | 2023Concrete/Industrial Saws25 | 25 | 0 685 | 4 332 | 2 34 | 0 161 | 0 161 | 0 007 | 568 299 | 0 061 | 0 015 |
| Concrete/Industrial Saws | 2023 | 2023Concrete/Industrial Saws50 | 50 | 0 606 | 3 815 | 4 372 | 0 134 | 0 134 | 0 007 | 568 299 | 0 054 | 0 015 |
| Concrete/Industrial Saws | 2023 | 2023Concrete/Industrial Saws120 | 120 | 0 32 | 2 478 | 3 507 | 0 123 | 0 123 | 0 006 | 568 3 | 0 028 | 0 015 |
| Concrete/Industrial Saws | 2023 | 2023Concrete/Industrial Saws175 | 175 | 0 25 | 1 599 | 3 072 | 0 077 | 0 077 | 0 006 | 568 299 | 0 022 | 0 015 |
| Concrete/Industrial Saws | 2024 | 2024Concrete/Industrial Saws25 | 25 | 0 685 | 4 332 | 2 339 | 0 161 | 0 161 | 0 007 | 568 299 | 0 061 | 0 015 |
| Concrete/Industrial Saws | 2024 | 2024Concrete/Industrial Saws50 | 50 | 0 561 | 3 701 | 4 33 | 0 115 | 0 115 | 0 007 | 568 3 | 0 05 | 0 015 |
| Concrete/Industrial Saws | 2024 | 2024Concrete/Industrial Saws120 | 120 | 0 3 | 2 315 | 3 5 | 0 106 | 0 106 | 0 006 | 568 299 | 0 027 | 0 015 |
| Concrete/Industrial Saws | 2024 | 2024Concrete/Industrial Saws175 | 175 | 0 235 | 1 418 | 3 072 | 0 067 | 0 067 | 0 006 | 568 299 | 0 021 | 0 015 |
| Concrete/Industrial Saws | 2025 | 2025Concrete/Industrial Saws25 | 25 | 0 685 | 4 332 | 2 339 | 0 161 | 0 161 | 0 007 | 568 299 | 0 061 | 0 015 |
| Concrete/Industrial Saws | 2025 | 2025Concrete/Industrial Saws50 | 50 | 0 525 | 3 592 | 4 297 | 0 099 | 0 099 | 0 007 | 568 299 | 0 047 | 0 015 |
| Concrete/Industrial Saws | 2025 | 2025Concrete/Industrial Saws120 | 120 | 0 283 | 2 176 | 3 495 | 0 089 | 0 089 | 0 006 | 568 3 | 0 025 | 0 015 |
| Concrete/Industrial Saws | 2025 | 2025Concrete/Industrial Saws175 | 175 | 0 22 | 1 249 | 3 073 | 0 056 | 0 056 | 0 006 | 568 3 | 0 019 | 0 015 |
| Concrete/Industrial Saws | 2030 | 2030Concrete/Industrial Saws25 | 25 | 0 685 | 4 332 | 2 339 | 0 161 | 0 161 | 0 007 | 568 299 | 0 061 | 0 015 |
| Concrete/Industrial Saws | 2030 | 2030Concrete/Industrial Saws50 | 50 | 0 409 | 3 222 | 4 199 | 0 041 | 0 041 | 0 007 | 568 299 | 0 036 | 0 015 |
| Concrete/Industrial Saws | 2030 | 2030Concrete/Industrial Saws120 | 120 | 0 221 | 1 667 | 3 48 | 0 036 | 0 036 | 0 006 | 568 299 | 0 019 | 0 015 |
| Concrete/Industrial Saws | 2030 | 2030Concrete/Industrial Saws175 | 175 | 0 163 | 0 59 | 3 074 | 0 025 | 0 025 | 0 006 | 568 299 | 0 014 | 0 015 |
| Concrete/Industrial Saws | 2035 | 2035Concrete/Industrial Saws25 | 25 | 0 685 | 4 332 | 2 339 | 0 161 | 0 161 | 0 007 | 568 299 | 0 061 | 0 015 |
| Concrete/Industrial Saws | 2035 | 2035Concrete/Industrial Saws50 | 50 | 0 375 | 3 107 | 4 174 | 0 021 | 0 021 | 0 007 | 568 3 | 0 033 | 0 015 |
| Concrete/Industrial Saws | 2035 | 2035Concrete/Industrial Saws120 | 120 | 0 2 | 1 491 | 3 476 | 0 018 | 0 018 | 0 006 | 568 299 | 0 018 | 0 015 |
| Concrete/Industrial Saws | 2035 | 2035Concrete/Industrial Saws175 | 175 | 0 143 | 0 374 | 3 075 | 0 014 | 0 014 | 0 006 | 568 299 | 0 012 | 0 015 |
| Concrete/Industrial Saws | 2040 | 2040Concrete/Industrial Saws25 | 25 | 0 685 | 4 332 | 2 339 | 0 161 | 0 161 | 0 007 | 568 299 | 0 061 | 0 015 |
| Concrete/Industrial Saws | 2040 | 2040Concrete/Industrial Saws50 | 50 | 0 373 | 3 058 | 4 175 | 0 014 | 0 014 | 0 007 | 568 299 | 0 033 | 0 015 |
| Concrete/Industrial Saws | 2040 | 2040Concrete/Industrial Saws120 | 120 | 0 195 | 1 434 | 3 477 | 0 013 | 0 013 | 0 006 | 568 299 | 0 017 | 0 015 |
| Concrete/Industrial Saws | 2040 | 2040Concrete/Industrial Saws175 | 175 | 0 136 | 0 297 | 3 076 | 0 011 | 0 011 | 0 006 | 568 3 | 0 012 | 0 015 |
| Cranes | 1990 | 1990Cranes50 | 50 | 5 179 | 8 093 | 10 396 | 1 345 | 1 345 | 0 871 | 568 299 | 0 467 | 0 015 |
| Cranes | 1990 | 1990Cranes120 | 120 | 2 508 | 15 674 | 5 983 | 1 427 | 1 427 | 0 791 | 568 299 | 0 226 | 0 015 |
| Cranes | 1990 | 1990Cranes175 | 175 | 2 033 | 15 601 | 5 387 | 1 142 | 1 142 | 0 758 | 568 299 | 0 183 | 0 015 |
| Cranes | 1990 | 1990Cranes250 | 250 | 2 033 | 15 601 | 5 387 | 1 142 | 1 142 | 0 758 | 568 299 | 0 183 | 0 015 |
| Cranes | 1990 | 1990Cranes500 | 500 | 1 782 | 14 718 | 12 529 | 0 968 | 0 968 | 0 662 | 568 299 | 0 16 | 0 015 |
| Cranes | 1990 | 1990Cranes750 | 750 | 1 782 | 14 718 | 12 529 | 0 986 | 0 986 | 1 018 | 568 299 | 0 16 | 0 015 |
| Cranes | 1990 | 1990Cranes9999 | 9999 | 1 778 | 14 718 | 12 529 | 0 98 | 0 98 | 1 018 | 568 299 | 0 16 | 0 015 |
| Cranes | 2000 | 2000Cranes50 | 50 | 4 636 | 7 163 | 9 507 | 0 958 | 0 958 | 0 066 | 568 3 | 0 418 | 0 015 |
| Cranes | 2000 | 2000Cranes120 | 120 | 1 926 | 10 905 | 4 81 | 0 93 | 0 93 | 0 06 | 568 299 | 0 173 | 0 015 |
| Cranes | 2000 | 2000Cranes175 | 175 | 1 299 | 9 929 | 3 932 | 0 552 | 0 552 | 0 057 | 568 299 | 0 117 | 0 015 |
| Cranes | 2000 | 2000Cranes250 | 250 | 1 13 | 9 635 | 3 285 | 0 47 | 0 47 | 0 057 | 568 299 | 0 101 | 0 015 |
| Cranes | 2000 | 2000Cranes500 | 500 | 1 019 | 9 139 | 5 545 | 0 411 | 0 411 | 0 05 | 568 299 | 0 092 | 0 015 |
| Cranes | 2000 | 2000Cranes750 | 750 | 1 019 | 9 139 | 5 545 | 0 411 | 0 411 | 0 052 | 568 299 | 0 092 | 0 015 |
| Cranes | 2000 | 2000Cranes9999 | 9999 | 1 064 | 9 643 | 6 045 | 0 394 | 0 394 | 0 052 | 568 299 | 0 096 | 0 015 |
| Cranes | 2005 | 2005Cranes50 | 50 | 4 193 | 6 736 | 8 893 | 0 898 | 0 898 | 0 066 | 568 3 | 0 378 | 0 015 |

| | | | | | | | | | | | | |
|---|---|---|---|---|---|---|---|---|---|---|---|---|
| Cranes | 2005 | 2005Cranes120 | 120 | 1 686 | 9 357 | 4 493 | 0.875 | 0.875 | 0.06 | 568 299 | 0 152 | 0.015 |
| Cranes | 2005 | 2005Cranes175 | 175 | 1 108 | 8 542 | 3 6 | 0 487 | 0 487 | 0 057 | 568 299 | 0 099 | 0 015 |
| Cranes | 2005 | 2005Cranes250 | 250 | 0 847 | 8 163 | 2 367 | 0 343 | 0 343 | 0.057 | 568.299 | 0 076 | 0 015 |
| Cranes | 2005 | 2005Cranes500 | 500 | 0 75 | 7 448 | 3 287 | 0 303 | 0 303 | 0 05 | 568 299 | 0 067 | 0 015 |
| Cranes | 2005 | 2005Cranes750 | 750 | 0 76 | 7 598 | 3 283 | 0 305 | 0 305 | 0 052 | 568 299 | 0 068 | 0 015 |
| Cranes | 2005 | 2005Cranes9999 | 9999 | 0 838 | 8 503 | 3 718 | 0 293 | 0 293 | 0 052 | 568 299 | 0 075 | 0 015 |
| Cranes | 2010 | 2010Cranes50 | 50 | 2 3418 | 6 30432 | 7 37084 | 0 6648 | 0 6116 | 0 0053 | 575 653 | 0 1676 | 0 015 |
| Cranes | 2010 | 2010Cranes120 | 120 | 1 3667 | 11 2099 | 5 06328 | 0 8338 | 0 7671 | 0 0048 | 522 2692 | 0 152 | 0 013 |
| Cranes | 2010 | 2010Cranes175 | 175 | 0 8399 | 9 06236 | 3 96843 | 0 4835 | 0 4448 | 0 0049 | 527 7153 | 0 1536 | 0 014 |
| Cranes | 2010 | 2010Cranes250 | 250 | 0 6941 | 8 39974 | 2 85637 | 0 3833 | 0 3526 | 0 0049 | 525 6477 | 0 153 | 0 013 |
| Cranes | 2010 | 2010Cranes500 | 500 | 0 5292 | 7 05496 | 4 77692 | 0 2916 | 0 2683 | 0 0049 | 524 2494 | 0 1526 | 0 013 |
| Cranes | 2010 | 2010Cranes750 | 750 | 0 2609 | 4 49648 | 1 59747 | 0 149 | 0 1371 | 0 0049 | 523 8164 | 0 1525 | 0 013 |
| Cranes | 2010 | 2010Cranes9999 | 9999 | 0 3257 | 6 39903 | 1 00751 | 0 1506 | 0 1386 | 0 0049 | 524 505 | 0 1527 | 0 013 |
| Cranes | 2011 | 2011Cranes50 | 50 | 2 2411 | 6 2271 | 7 21121 | 0 6409 | 0 5896 | 0 0053 | 574 2181 | 0 1676 | 0 015 |
| Cranes | 2011 | 2011Cranes120 | 120 | 1 3269 | 10 9169 | 5 02442 | 0 8101 | 0 7453 | 0 0048 | 521 0055 | 0 152 | 0 013 |
| Cranes | 2011 | 2011Cranes175 | 175 | 0 8326 | 8 96629 | 3 9727 | 0 4797 | 0 4414 | 0 0049 | 526 3466 | 0 1536 | 0 013 |
| Cranes | 2011 | 2011Cranes250 | 250 | 0 6881 | 8 29972 | 2 82731 | 0 3791 | 0 3488 | 0 0049 | 524 3412 | 0 153 | 0 013 |
| Cranes | 2011 | 2011Cranes500 | 500 | 0 5158 | 6 85019 | 4 61471 | 0 283 | 0 2604 | 0 0049 | 523 002 | 0 1526 | 0 013 |
| Cranes | 2011 | 2011Cranes750 | 750 | 0 267 | 4 47987 | 1 60931 | 0 1509 | 0 1388 | 0 0049 | 522 4977 | 0 1525 | 0 013 |
| Cranes | 2011 | 2011Cranes9999 | 9999 | 0 3299 | 6 442 | 1 01544 | 0 1534 | 0 1411 | 0 0049 | 523 1938 | 0 1527 | 0 013 |
| Cranes | 2012 | 2012Cranes50 | 50 | 2 1639 | 6 16881 | 7 10245 | 0 6225 | 0 5727 | 0 0053 | 572 7834 | 0 1676 | 0 015 |
| Cranes | 2012 | 2012Cranes120 | 120 | 1 3022 | 10 7338 | 4 99918 | 0 7952 | 0 7316 | 0 0048 | 519 357 | 0 1519 | 0 013 |
| Cranes | 2012 | 2012Cranes175 | 175 | 0 8336 | 8 9416 | 3 98552 | 0 4808 | 0 4423 | 0 0049 | 525 0081 | 0 1536 | 0 013 |
| Cranes | 2012 | 2012Cranes250 | 250 | 0 6923 | 8 30152 | 2 83394 | 0 3805 | 0 3501 | 0 0049 | 522 9802 | 0 153 | 0 013 |
| Cranes | 2012 | 2012Cranes500 | 500 | 0 5147 | 6 7893 | 4 5553 | 0 2811 | 0 2586 | 0 0049 | 521 6408 | 0 1526 | 0 013 |
| Cranes | 2012 | 2012Cranes750 | 750 | 0 2726 | 4 45619 | 1 62066 | 0 1517 | 0 1396 | 0 0049 | 521 1061 | 0 1524 | 0 013 |
| Cranes | 2012 | 2012Cranes9999 | 9999 | 0 3341 | 6 48415 | 1 02322 | 0 1561 | 0 1436 | 0 0049 | 521 8825 | 0 1527 | 0 013 |
| Cranes | 2013 | 2013Cranes50 | 50 | 2 1392 | 6 10837 | 7 11869 | 0 6103 | 0 5615 | 0 0053 | 569 9097 | 0 1676 | 0 015 |
| Cranes | 2013 | 2013Cranes120 | 120 | 1 2656 | 10 4655 | 4 95084 | 0 7751 | 0 7131 | 0 0048 | 516 6909 | 0 1519 | 0 013 |
| Cranes | 2013 | 2013Cranes175 | 175 | 0 8257 | 8 83222 | 3 98019 | 0 4764 | 0 4382 | 0 0049 | 522 3332 | 0 1536 | 0 013 |
| Cranes | 2013 | 2013Cranes250 | 250 | 0 6832 | 8 15558 | 2 80099 | 0 3745 | 0 3446 | 0 0049 | 520 3446 | 0 153 | 0 013 |
| Cranes | 2013 | 2013Cranes500 | 500 | 0 4982 | 6 51563 | 4 36265 | 0 27 | 0 2484 | 0 0049 | 519 0961 | 0 1526 | 0 013 |
| Cranes | 2013 | 2013Cranes750 | 750 | 0 2753 | 4 36739 | 1 62896 | 0 1503 | 0 1382 | 0 0049 | 518 355 | 0 1526 | 0 013 |
| Cranes | 2013 | 2013Cranes9999 | 9999 | 0 3382 | 6 5255 | 1 03085 | 0 1588 | 0 1461 | 0 0049 | 519 26 | 0 1527 | 0 013 |
| Cranes | 2014 | 2014Cranes50 | 50 | 2 1147 | 6 09324 | 7 12566 | 0 6073 | 0 5587 | 0 0053 | 567 0058 | 0 1676 | 0 015 |
| Cranes | 2014 | 2014Cranes120 | 120 | 1 2448 | 10 3017 | 4 92305 | 0 7649 | 0 7037 | 0 0048 | 514 0286 | 0 1519 | 0 013 |
| Cranes | 2014 | 2014Cranes175 | 175 | 0 7934 | 8 47052 | 3 93186 | 0 457 | 0 4205 | 0 0049 | 519 5114 | 0 1535 | 0 013 |
| Cranes | 2014 | 2014Cranes250 | 250 | 0 6607 | 7 86026 | 2 72625 | 0 3603 | 0 3314 | 0 0049 | 517 6833 | 0 153 | 0 013 |
| Cranes | 2014 | 2014Cranes500 | 500 | 0 4829 | 6 26415 | 4 17708 | 0 2596 | 0 2388 | 0 0049 | 516 5784 | 0 1527 | 0 013 |
| Cranes | 2014 | 2014Cranes750 | 750 | 0 2799 | 4 32737 | 1 63547 | 0 1507 | 0 1387 | 0 0049 | 515 6071 | 0 1524 | 0 013 |
| Cranes | 2014 | 2014Cranes9999 | 9999 | 0 1204 | 2 28075 | 0 94782 | 0 0544 | 0 05 | 0 0049 | 516 6375 | 0 1527 | 0 013 |
| Cranes | 2015 | 2015Cranes50 | 50 | 2 0867 | 6 07491 | 7 12517 | 0 6005 | 0 5525 | 0 0053 | 561 2236 | 0 1675 | 0 014 |
| Cranes | 2015 | 2015Cranes120 | 120 | 1 2137 | 10 0604 | 4 88366 | 0 7467 | 0 6869 | 0 0048 | 508 8366 | 0 1519 | 0 013 |
| Cranes | 2015 | 2015Cranes175 | 175 | 0 7821 | 8 3254 | 3 91821 | 0 4501 | 0 4141 | 0 0049 | 514 2598 | 0 1535 | 0 013 |
| Cranes | 2015 | 2015Cranes250 | 250 | 0 6422 | 7 62156 | 2 65334 | 0 3479 | 0 3201 | 0 0049 | 512 4484 | 0 153 | 0 013 |
| Cranes | 2015 | 2015Cranes500 | 500 | 0 475 | 6 12404 | 4 10962 | 0 2534 | 0 2331 | 0 0049 | 511 1972 | 0 1526 | 0 013 |
| Cranes | 2015 | 2015Cranes750 | 750 | 0 2859 | 4 31183 | 1 64279 | 0 1518 | 0 1397 | 0 0049 | 510 3342 | 0 1524 | 0 013 |
| Cranes | 2015 | 2015Cranes9999 | 9999 | 0 1311 | 2 29477 | 0 95679 | 0 0554 | 0 051 | 0 0049 | 511 3924 | 0 1527 | 0 013 |
| Cranes | 2016 | 2016Cranes50 | 50 | 2 1302 | 6 11027 | 7 2684 | 0 6102 | 0 5614 | 0 0053 | 555 4414 | 0 1675 | 0 014 |
| Cranes | 2016 | 2016Cranes120 | 120 | 1 1538 | 9 60772 | 4 79702 | 0 7095 | 0 6527 | 0 0048 | 503 5992 | 0 1519 | 0 013 |
| Cranes | 2016 | 2016Cranes175 | 175 | 0 7436 | 7 88718 | 3 86156 | 0 4273 | 0 3931 | 0 0049 | 508 9515 | 0 1535 | 0 013 |
| Cranes | 2016 | 2016Cranes250 | 250 | 0 6229 | 7 38068 | 2 5822 | 0 3349 | 0 3081 | 0 0049 | 507 1552 | 0 153 | 0 013 |
| Cranes | 2016 | 2016Cranes500 | 500 | 0 443 | 5 64865 | 3 83445 | 0 2332 | 0 2145 | 0 0049 | 506 0882 | 0 1527 | 0 013 |
| Cranes | 2016 | 2016Cranes750 | 750 | 0 2922 | 4 31387 | 1 65024 | 0 1529 | 0 1406 | 0 0049 | 505 0695 | 0 1523 | 0 013 |
| Cranes | 2016 | 2016Cranes9999 | 9999 | 0 1417 | 2 30856 | 0 96562 | 0 0565 | 0 0519 | 0 0049 | 506 1474 | 0 1527 | 0 013 |
| Cranes | 2017 | 2017Cranes50 | 50 | 2 1726 | 6 14479 | 7 40804 | 0 6199 | 0 5703 | 0 0053 | 546 7815 | 0 1675 | 0 014 |
| Cranes | 2017 | 2017Cranes120 | 120 | 1 0965 | 9 15389 | 4 71022 | 0 6777 | 0 6235 | 0 0048 | 495 7534 | 0 1519 | 0 013 |
| Cranes | 2017 | 2017Cranes175 | 175 | 0 6962 | 7 36009 | 3 78744 | 0 3974 | 0 3656 | 0 0049 | 501 093 | 0 1535 | 0 013 |
| Cranes | 2017 | 2017Cranes250 | 250 | 0 5606 | 6 65526 | 2 38452 | 0 2967 | 0 273 | 0 0049 | 499 3721 | 0 153 | 0 013 |
| Cranes | 2017 | 2017Cranes500 | 500 | 0 4101 | 5 23184 | 3 54746 | 0 2124 | 0 1954 | 0 0049 | 498 439 | 0 1527 | 0 013 |
| Cranes | 2017 | 2017Cranes750 | 750 | 0 2867 | 4 1579 | 1 63305 | 0 1471 | 0 1353 | 0 0049 | 497 1865 | 0 1523 | 0 013 |
| Cranes | 2017 | 2017Cranes9999 | 9999 | 0 1521 | 2 32212 | 0 97429 | 0 0575 | 0 0529 | 0 0049 | 498 2798 | 0 1527 | 0 013 |
| Cranes | 2018 | 2018Cranes50 | 50 | 2 0722 | 6 00385 | 7 24744 | 0 624 | 0 5741 | 0 0053 | 538 1219 | 0 1675 | 0 014 |
| Cranes | 2018 | 2018Cranes120 | 120 | 0 9316 | 7 93075 | 4 45237 | 0 5831 | 0 5364 | 0 0048 | 488 1172 | 0 152 | 0 013 |
| Cranes | 2018 | 2018Cranes175 | 175 | 0 6212 | 6 5572 | 3 66571 | 0 3511 | 0 323 | 0 0049 | 493 0451 | 0 1535 | 0 013 |
| Cranes | 2018 | 2018Cranes250 | 250 | 0 4831 | 5 77298 | 2 13445 | 0 2499 | 0 2299 | 0 0049 | 491 4069 | 0 153 | 0 013 |
| Cranes | 2018 | 2018Cranes500 | 500 | 0 3697 | 4 63433 | 3 1871 | 0 187 | 0 172 | 0 0049 | 490 8912 | 0 1528 | 0 013 |
| Cranes | 2018 | 2018Cranes750 | 750 | 0 2706 | 3 7688 | 1 61304 | 0 1368 | 0 1259 | 0 0049 | 489 0536 | 0 1522 | 0 013 |
| Cranes | 2018 | 2018Cranes9999 | 9999 | 0 1623 | 2 33544 | 0 98282 | 0 0585 | 0 0538 | 0 0049 | 490 4122 | 0 1527 | 0 013 |
| Cranes | 2019 | 2019Cranes50 | 50 | 2 0454 | 5 95197 | 7 24465 | 0 6148 | 0 5657 | 0 0053 | 529 4626 | 0 1675 | 0 014 |
| Cranes | 2019 | 2019Cranes120 | 120 | 0 8032 | 6 95786 | 4 26491 | 0 5005 | 0 4604 | 0 0048 | 480 3251 | 0 152 | 0 012 |
| Cranes | 2019 | 2019Cranes175 | 175 | 0 5677 | 5 94857 | 3 5982 | 0 3177 | 0 2923 | 0 0049 | 485 1817 | 0 1535 | 0 012 |
| Cranes | 2019 | 2019Cranes250 | 250 | 0 4266 | 5 0842 | 1 94079 | 0 2155 | 0 1983 | 0 0049 | 483 4616 | 0 153 | 0 012 |
| Cranes | 2019 | 2019Cranes500 | 500 | 0 3491 | 4 29654 | 2 96893 | 0 173 | 0 1592 | 0 0049 | 483 1422 | 0 1529 | 0 012 |
| Cranes | 2019 | 2019Cranes750 | 750 | 0 252 | 3 42803 | 1 44568 | 0 1238 | 0 1139 | 0 0049 | 481 1192 | 0 1522 | 0 012 |
| Cranes | 2019 | 2019Cranes9999 | 9999 | 0 1723 | 2 34854 | 0 9912 | 0 0595 | 0 0547 | 0 0049 | 482 5446 | 0 1527 | 0 012 |
| Cranes | 2020 | 2020Cranes50 | 50 | 2 0835 | 5 98471 | 7 37625 | 0 6237 | 0 5738 | 0 0053 | 517 9263 | 0 1675 | 0 013 |
| Cranes | 2020 | 2020Cranes120 | 120 | 0 7319 | 6 38117 | 4 17141 | 0 4529 | 0 4167 | 0 0048 | 469 8821 | 0 152 | 0 012 |
| Cranes | 2020 | 2020Cranes175 | 175 | 0 5369 | 5 5697 | 3 56232 | 0 2978 | 0 274 | 0 0049 | 474 5939 | 0 1535 | 0 012 |
| Cranes | 2020 | 2020Cranes250 | 250 | 0 3837 | 4 56329 | 1 7904 | 0 1881 | 0 1731 | 0 0049 | 472 9488 | 0 153 | 0 012 |
| Cranes | 2020 | 2020Cranes500 | 500 | 0 3206 | 3 86243 | 2 66037 | 0 1548 | 0 1424 | 0 0049 | 472 5579 | 0 1528 | 0 012 |
| Cranes | 2020 | 2020Cranes750 | 750 | 0 2418 | 3 10471 | 1 44353 | 0 116 | 0 1067 | 0 0049 | 470 4254 | 0 1521 | 0 012 |
| Cranes | 2020 | 2020Cranes9999 | 9999 | 0 1822 | 2 3614 | 0 99943 | 0 0604 | 0 0556 | 0 0049 | 472 0545 | 0 1527 | 0 012 |
| Cranes | 2021 | 2021Cranes50 | 50 | 2 1145 | 6 01375 | 7 48883 | 0 6311 | 0 5806 | 0 0053 | 517 8995 | 0 1675 | 0 013 |
| Cranes | 2021 | 2021Cranes120 | 120 | 0 6514 | 5 73085 | 4 06507 | 0 3983 | 0 3664 | 0 0048 | 469 8867 | 0 152 | 0 012 |
| Cranes | 2021 | 2021Cranes175 | 175 | 0 4984 | 5 1125 | 3 51648 | 0 2728 | 0 251 | 0 0049 | 474 5458 | 0 1535 | 0 012 |
| Cranes | 2021 | 2021Cranes250 | 250 | 0 3495 | 4 10439 | 1 67824 | 0 1666 | 0 1533 | 0 0049 | 472 9057 | 0 1529 | 0 012 |
| Cranes | 2021 | 2021Cranes500 | 500 | 0 2954 | 3 44253 | 2 44833 | 0 1385 | 0 1274 | 0 0049 | 472 4553 | 0 1528 | 0 012 |
| Cranes | 2021 | 2021Cranes750 | 750 | 0 2278 | 2 72739 | 1 43956 | 0 1068 | 0 0982 | 0 0049 | 470 5495 | 0 1522 | 0 012 |
| Cranes | 2021 | 2021Cranes9999 | 9999 | 0 1918 | 2 37402 | 1 00751 | 0 0614 | 0 0565 | 0 0049 | 472 0545 | 0 1527 | 0 012 |
| Cranes | 2022 | 2022Cranes50 | 50 | 2 0281 | 5 8991 | 7 36828 | 0 6031 | 0 5549 | 0 0053 | 517 8722 | 0 1675 | 0 013 |
| Cranes | 2022 | 2022Cranes120 | 120 | 0 5778 | 5 14893 | 3 97198 | 0 3459 | 0 3182 | 0 0048 | 469 9929 | 0 152 | 0 012 |
| Cranes | 2022 | 2022Cranes175 | 175 | 0 4567 | 4 6169 | 3 4753 | 0 2462 | 0 2265 | 0 0049 | 474 5887 | 0 1535 | 0 012 |
| Cranes | 2022 | 2022Cranes250 | 250 | 0 3157 | 3 54149 | 1 60164 | 0 147 | 0 1353 | 0 0049 | 472 9832 | 0 153 | 0 012 |
| Cranes | 2022 | 2022Cranes500 | 500 | 0 2609 | 2 89369 | 2 21201 | 0 1173 | 0 1079 | 0 0049 | 472 1806 | 0 1527 | 0 012 |
| Cranes | 2022 | 2022Cranes750 | 750 | 0 2003 | 2 25087 | 1 28309 | 0 0888 | 0 0817 | 0 0049 | 470 4755 | 0 1522 | 0 012 |
| Cranes | 2022 | 2022Cranes9999 | 9999 | 0 2013 | 2 38641 | 1 01544 | 0 0623 | 0 0573 | 0 0049 | 472 0545 | 0 1527 | 0 012 |
| Cranes | 2023 | 2023Cranes50 | 50 | 2 0466 | 5 9225 | 7 45254 | 0 6076 | 0 559 | 0 0053 | 517 8722 | 0 1675 | 0 013 |
| Cranes | 2023 | 2023Cranes120 | 120 | 0 5517 | 4 87461 | 3 9444 | 0 3227 | 0 2969 | 0 0048 | 469 8891 | 0 152 | 0 012 |
| Cranes | 2023 | 2023Cranes175 | 175 | 0 4232 | 4 22184 | 3 44284 | 0 2237 | 0 2058 | 0 0049 | 474 595 | 0 1535 | 0 012 |
| Cranes | 2023 | 2023Cranes250 | 250 | 0 2974 | 3 22938 | 1 55262 | 0 1349 | 0 1241 | 0 0049 | 472 9738 | 0 153 | 0 012 |
| Cranes | 2023 | 2023Cranes500 | 500 | 0 2363 | 2 5105 | 2 01 | 0 1015 | 0 0934 | 0 0049 | 472 294 | 0 1527 | 0 012 |
| Cranes | 2023 | 2023Cranes750 | 750 | 0 195 | 2 07257 | 1 28213 | 0 0841 | 0 0774 | 0 0049 | 470 2508 | 0 1521 | 0 012 |
| Cranes | 2023 | 2023Cranes9999 | 9999 | 0 2106 | 2 39857 | 1 02322 | 0 0632 | 0 0581 | 0 0049 | 472 0545 | 0 1527 | 0 012 |
| Cranes | 2024 | 2024Cranes50 | 50 | 1 9367 | 5 78796 | 7 26852 | 0 5771 | 0 531 | 0 0053 | 517 8722 | 0 1675 | 0 013 |
| Cranes | 2024 | 2024Cranes120 | 120 | 0 5242 | 4 61888 | 3 90649 | 0 3014 | 0 2773 | 0 0048 | 469 9032 | 0 152 | 0 012 |
| Cranes | 2024 | 2024Cranes175 | 175 | 0 3813 | 3 7029 | 3 3893 | 0 1962 | 0 1805 | 0 0049 | 474 6358 | 0 1535 | 0 012 |
| Cranes | 2024 | 2024Cranes250 | 250 | 0 2808 | 2 96596 | 1 50208 | 0 1234 | 0 1135 | 0 0049 | 472 9638 | 0 153 | 0 012 |
| Cranes | 2024 | 2024Cranes500 | 500 | 0 2305 | 2 38291 | 1 93263 | 0 0963 | 0 0886 | 0 0049 | 472 0664 | 0 1527 | 0 012 |
| Cranes | 2024 | 2024Cranes750 | 750 | 0 1908 | 1 89979 | 1 28334 | 0 0796 | 0 0732 | 0 0049 | 470 3306 | 0 1521 | 0 012 |
| Cranes | 2024 | 2024Cranes9999 | 9999 | 0 2198 | 2 4105 | 1 03085 | 0 0641 | 0 059 | 0 0049 | 472 0545 | 0 1527 | 0 012 |
| Cranes | 2025 | 2025Cranes50 | 50 | 1 811 | 5 63562 | 7 07168 | 0 5427 | 0 4993 | 0 0053 | 517 8722 | 0 1675 | 0 013 |
| Cranes | 2025 | 2025Cranes120 | 120 | 0 4633 | 4 13532 | 3 83081 | 0 2604 | 0 2395 | 0 0048 | 469 5332 | 0 1519 | 0 012 |

| | | | | | | | | | | | | | |
|---|---|---|---|---|---|---|---|---|---|---|---|---|---|
| Cranes | 2025 | 2025Cranes175 | 175 | 0 3342 | 3 16038 | 3 33544 | 0 1663 | 0 153 | 0 0049 | 474 7477 | 0 1535 | 0 012 |
| Cranes | 2025 | 2025Cranes250 | 250 | 0 2648 | 2 68128 | 1 4697 | 0 114 | 0 1049 | 0 0049 | 472 9798 | 0 153 | 0 012 |
| Cranes | 2025 | 2025Cranes500 | 500 | 0 2184 | 2 15424 | 1 83363 | 0 0879 | 0 0809 | 0 0049 | 471 9671 | 0 1526 | 0 012 |
| Cranes | 2025 | 2025Cranes750 | 750 | 0 1717 | 1 63763 | 1 27366 | 0 0677 | 0 0623 | 0 0049 | 470 2756 | 0 1521 | 0 012 |
| Cranes | 2025 | 2025Cranes9999 | 9999 | 0 2287 | 2 42219 | 1 03833 | 0 065 | 0 0598 | 0 0049 | 472 0545 | 0 1527 | 0 012 |
| Cranes | 2030 | 2030Cranes50 | 50 | 0 684 | 3 598 | 5 366 | 0 075 | 0 075 | 0 007 | 568 299 | 0 061 | 0 015 |
| Cranes | 2030 | 2030Cranes120 | 120 | 0 343 | 1 987 | 3 812 | 0 067 | 0 067 | 0 006 | 568 299 | 0 03 | 0 015 |
| Cranes | 2030 | 2030Cranes175 | 175 | 0 253 | 0 916 | 3 356 | 0 042 | 0 042 | 0 006 | 568 299 | 0 022 | 0 015 |
| Cranes | 2030 | 2030Cranes250 | 250 | 0 224 | 0 748 | 1 147 | 0 024 | 0 024 | 0 006 | 568 299 | 0 02 | 0 015 |
| Cranes | 2030 | 2030Cranes500 | 500 | 0 222 | 0 697 | 1 09 | 0 023 | 0 023 | 0 005 | 568 299 | 0 02 | 0 015 |
| Cranes | 2030 | 2030Cranes750 | 750 | 0 222 | 0 709 | 1 09 | 0 024 | 0 024 | 0 005 | 568 3 | 0 02 | 0 015 |
| Cranes | 2030 | 2030Cranes9999 | 9999 | 0 245 | 2 8 | 1 108 | 0 043 | 0 043 | 0 005 | 568 299 | 0 022 | 0 015 |
| Cranes | 2035 | 2035Cranes50 | 50 | 0 6 | 3 401 | 5 292 | 0 039 | 0 039 | 0 007 | 568 299 | 0 054 | 0 015 |
| Cranes | 2035 | 2035Cranes120 | 120 | 0 3 | 1 676 | 3 801 | 0 036 | 0 036 | 0 006 | 568 3 | 0 027 | 0 015 |
| Cranes | 2035 | 2035Cranes175 | 175 | 0 212 | 0 519 | 3 357 | 0 024 | 0 024 | 0 006 | 568 299 | 0 019 | 0 015 |
| Cranes | 2035 | 2035Cranes250 | 250 | 0 203 | 0 463 | 1 143 | 0 016 | 0 016 | 0 006 | 568 299 | 0 018 | 0 015 |
| Cranes | 2035 | 2035Cranes500 | 500 | 0 202 | 0 441 | 1 087 | 0 016 | 0 016 | 0 005 | 568 299 | 0 018 | 0 015 |
| Cranes | 2035 | 2035Cranes750 | 750 | 0 202 | 0 446 | 1 087 | 0 016 | 0 016 | 0 005 | 568 299 | 0 018 | 0 015 |
| Cranes | 2035 | 2035Cranes9999 | 9999 | 0 209 | 2 618 | 1 089 | 0 031 | 0 031 | 0 005 | 568 299 | 0 018 | 0 015 |
| Cranes | 2040 | 2040Cranes50 | 50 | 0 567 | 3 324 | 5 268 | 0 024 | 0 024 | 0 007 | 568 299 | 0 051 | 0 015 |
| Cranes | 2040 | 2040Cranes120 | 120 | 0 282 | 1 552 | 3 797 | 0 021 | 0 021 | 0 006 | 568 299 | 0 025 | 0 015 |
| Cranes | 2040 | 2040Cranes175 | 175 | 0 197 | 0 371 | 3 358 | 0 016 | 0 016 | 0 006 | 568 299 | 0 017 | 0 015 |
| Cranes | 2040 | 2040Cranes250 | 250 | 0 195 | 0 344 | 1 144 | 0 013 | 0 013 | 0 006 | 568 299 | 0 017 | 0 015 |
| Cranes | 2040 | 2040Cranes500 | 500 | 0 195 | 0 34 | 1 087 | 0 013 | 0 013 | 0 005 | 568 299 | 0 017 | 0 015 |
| Cranes | 2040 | 2040Cranes750 | 750 | 0 195 | 0 341 | 1 087 | 0 013 | 0 013 | 0 005 | 568 299 | 0 017 | 0 015 |
| Cranes | 2040 | 2040Cranes9999 | 9999 | 0 198 | 2 534 | 1 087 | 0 027 | 0 027 | 0 005 | 568 299 | 0 017 | 0 015 |
| Crawler Tractors | 1990 | 1990Crawler Tractors50 | 50 | 4 903 | 7 983 | 9 907 | 1 291 | 1 291 | 0 871 | 568 299 | 0 442 | 0 015 |
| Crawler Tractors | 1990 | 1990Crawler Tractors120 | 120 | 2 374 | 14 967 | 5 73 | 1 353 | 1 353 | 0 791 | 568 299 | 0 214 | 0 015 |
| Crawler Tractors | 1990 | 1990Crawler Tractors175 | 175 | 1 729 | 13 979 | 5 079 | 0 962 | 0 962 | 0 758 | 568 299 | 0 156 | 0 015 |
| Crawler Tractors | 1990 | 1990Crawler Tractors250 | 250 | 1 729 | 13 979 | 5 079 | 0 962 | 0 962 | 0 758 | 568 299 | 0 156 | 0 015 |
| Crawler Tractors | 1990 | 1990Crawler Tractors500 | 500 | 1 528 | 13 238 | 11 319 | 0 822 | 0 822 | 0 662 | 568 3 | 0 137 | 0 015 |
| Crawler Tractors | 1990 | 1990Crawler Tractors750 | 750 | 1 528 | 13 238 | 11 319 | 0 837 | 0 837 | 1 018 | 568 299 | 0 137 | 0 015 |
| Crawler Tractors | 1990 | 1990Crawler Tractors1000 | 1000 | 1 518 | 13 238 | 11 319 | 0 826 | 0 826 | 1 018 | 568 299 | 0 137 | 0 015 |
| Crawler Tractors | 2000 | 2000Crawler Tractors50 | 50 | 4 73 | 7 197 | 9 675 | 0 973 | 0 973 | 0 066 | 568 299 | 0 426 | 0 015 |
| Crawler Tractors | 2000 | 2000Crawler Tractors120 | 120 | 1 966 | 11 097 | 4 886 | 0 949 | 0 949 | 0 06 | 568 299 | 0 177 | 0 015 |
| Crawler Tractors | 2000 | 2000Crawler Tractors175 | 175 | 1 339 | 10 157 | 4 018 | 0 57 | 0 57 | 0 057 | 568 3 | 0 12 | 0 015 |
| Crawler Tractors | 2000 | 2000Crawler Tractors250 | 250 | 1 168 | 9 863 | 3 367 | 0 486 | 0 486 | 0 057 | 568 299 | 0 105 | 0 015 |
| Crawler Tractors | 2000 | 2000Crawler Tractors500 | 500 | 1 049 | 9 341 | 5 849 | 0 424 | 0 424 | 0 05 | 568 299 | 0 094 | 0 015 |
| Crawler Tractors | 2000 | 2000Crawler Tractors750 | 750 | 1 049 | 9 341 | 5 849 | 0 424 | 0 424 | 0 052 | 568 299 | 0 094 | 0 015 |
| Crawler Tractors | 2000 | 2000Crawler Tractors1000 | 1000 | 1 095 | 9 844 | 6 349 | 0 407 | 0 407 | 0 052 | 568 299 | 0 098 | 0 015 |
| Crawler Tractors | 2005 | 2005Crawler Tractors50 | 50 | 4 323 | 6 809 | 9 124 | 0 919 | 0 919 | 0 066 | 568 299 | 0 39 | 0 015 |
| Crawler Tractors | 2005 | 2005Crawler Tractors120 | 120 | 1 759 | 9 75 | 4 63 | 0 903 | 0 903 | 0 06 | 568 299 | 0 158 | 0 015 |
| Crawler Tractors | 2005 | 2005Crawler Tractors175 | 175 | 1 163 | 8 886 | 3 749 | 0 513 | 0 513 | 0 057 | 568 299 | 0 104 | 0 015 |
| Crawler Tractors | 2005 | 2005Crawler Tractors250 | 250 | 0 91 | 8 523 | 2 557 | 0 371 | 0 371 | 0 057 | 568 299 | 0 082 | 0 015 |
| Crawler Tractors | 2005 | 2005Crawler Tractors500 | 500 | 0 804 | 7 791 | 3 945 | 0 326 | 0 326 | 0 05 | 568 299 | 0 072 | 0 015 |
| Crawler Tractors | 2005 | 2005Crawler Tractors750 | 750 | 0 813 | 7 93 | 3 938 | 0 328 | 0 328 | 0 052 | 568 299 | 0 073 | 0 015 |
| Crawler Tractors | 2005 | 2005Crawler Tractors1000 | 1000 | 0 889 | 8 804 | 4 359 | 0 319 | 0 319 | 0 052 | 568 3 | 0 08 | 0 015 |
| Crawler Tractors | 2010 | 2010Crawler Tractors50 | 50 | 2 6838 | 6 54779 | 8 18872 | 0 7848 | 0 7221 | 0 0053 | 572 972 | 0 1668 | 0 015 |
| Crawler Tractors | 2010 | 2010Crawler Tractors120 | 120 | 0 8984 | 7 76656 | 4 10668 | 0 6284 | 0 5781 | 0 0049 | 530 0152 | 0 1543 | 0 014 |
| Crawler Tractors | 2010 | 2010Crawler Tractors175 | 175 | 0 6348 | 7 15822 | 3 40812 | 0 378 | 0 3477 | 0 0049 | 524 4997 | 0 1527 | 0 013 |
| Crawler Tractors | 2010 | 2010Crawler Tractors250 | 250 | 0 4542 | 6 46768 | 1 89919 | 0 2494 | 0 2294 | 0 0049 | 526 1431 | 0 1531 | 0 013 |
| Crawler Tractors | 2010 | 2010Crawler Tractors500 | 500 | 0 4134 | 5 96739 | 3 0665 | 0 2267 | 0 2086 | 0 0049 | 528 681 | 0 1539 | 0 014 |
| Crawler Tractors | 2010 | 2010Crawler Tractors750 | 750 | 0 3513 | 5 31967 | 1 75694 | 0 1887 | 0 1736 | 0 0049 | 525 9395 | 0 1531 | 0 013 |
| Crawler Tractors | 2010 | 2010Crawler Tractors1000 | 1000 | 0 458 | 7 25547 | 2 04187 | 0 2102 | 0 1934 | 0 0049 | 527 6019 | 0 1536 | 0 014 |
| Crawler Tractors | 2011 | 2011Crawler Tractors50 | 50 | 2 5968 | 6 48764 | 8 06059 | 0 762 | 0 7011 | 0 0053 | 571 2544 | 0 1667 | 0 015 |
| Crawler Tractors | 2011 | 2011Crawler Tractors120 | 120 | 0 8868 | 7 65924 | 4 11149 | 0 6244 | 0 5744 | 0 0049 | 528 5468 | 0 1542 | 0 014 |
| Crawler Tractors | 2011 | 2011Crawler Tractors175 | 175 | 0 6332 | 7 0937 | 3 422 | 0 3775 | 0 3473 | 0 0049 | 523 1105 | 0 1526 | 0 013 |
| Crawler Tractors | 2011 | 2011Crawler Tractors250 | 250 | 0 4551 | 6 42306 | 1 8844 | 0 248 | 0 2281 | 0 0049 | 524 8932 | 0 1532 | 0 013 |
| Crawler Tractors | 2011 | 2011Crawler Tractors500 | 500 | 0 4157 | 5 91443 | 3 04503 | 0 2259 | 0 2078 | 0 0049 | 527 4003 | 0 1539 | 0 014 |
| Crawler Tractors | 2011 | 2011Crawler Tractors750 | 750 | 0 3501 | 5 23606 | 1 70832 | 0 1862 | 0 1718 | 0 0049 | 524 9577 | 0 1532 | 0 013 |
| Crawler Tractors | 2011 | 2011Crawler Tractors1000 | 1000 | 0 4627 | 7 30105 | 2 05264 | 0 2123 | 0 1953 | 0 0049 | 526 3508 | 0 1536 | 0 013 |
| Crawler Tractors | 2012 | 2012Crawler Tractors50 | 50 | 2 6284 | 6 51312 | 8 16399 | 0 77 | 0 7084 | 0 0053 | 569 8895 | 0 1667 | 0 015 |
| Crawler Tractors | 2012 | 2012Crawler Tractors120 | 120 | 0 8958 | 7 67928 | 4 14375 | 0 6326 | 0 582 | 0 0049 | 527 2248 | 0 1542 | 0 014 |
| Crawler Tractors | 2012 | 2012Crawler Tractors175 | 175 | 0 6409 | 7 11308 | 3 4484 | 0 3819 | 0 3514 | 0 0049 | 521 7707 | 0 1526 | 0 013 |
| Crawler Tractors | 2012 | 2012Crawler Tractors250 | 250 | 0 462 | 6 43904 | 1 8924 | 0 2499 | 0 2299 | 0 0049 | 523 5287 | 0 1532 | 0 013 |
| Crawler Tractors | 2012 | 2012Crawler Tractors500 | 500 | 0 4219 | 5 9107 | 3 05662 | 0 2272 | 0 209 | 0 0049 | 526 0223 | 0 1539 | 0 013 |
| Crawler Tractors | 2012 | 2012Crawler Tractors750 | 750 | 0 3576 | 5 25574 | 1 71661 | 0 1885 | 0 1734 | 0 0049 | 523 7088 | 0 1532 | 0 013 |
| Crawler Tractors | 2012 | 2012Crawler Tractors1000 | 1000 | 0 4671 | 7 34463 | 2 06265 | 0 2144 | 0 1972 | 0 0049 | 525 1067 | 0 1536 | 0 013 |
| Crawler Tractors | 2013 | 2013Crawler Tractors50 | 50 | 2 572 | 6 42928 | 8 10275 | 0 7525 | 0 6923 | 0 0053 | 567 3537 | 0 1668 | 0 015 |
| Crawler Tractors | 2013 | 2013Crawler Tractors120 | 120 | 0 8969 | 7 64718 | 4 16448 | 0 636 | 0 5851 | 0 0049 | 524 5941 | 0 1542 | 0 013 |
| Crawler Tractors | 2013 | 2013Crawler Tractors175 | 175 | 0 6376 | 7 02367 | 3 4566 | 0 3797 | 0 3493 | 0 0049 | 519 0712 | 0 1526 | 0 013 |
| Crawler Tractors | 2013 | 2013Crawler Tractors250 | 250 | 0 4605 | 6 36771 | 1 8715 | 0 2468 | 0 2271 | 0 0049 | 520 7236 | 0 1531 | 0 013 |
| Crawler Tractors | 2013 | 2013Crawler Tractors500 | 500 | 0 4212 | 5 82738 | 2 99715 | 0 2246 | 0 2067 | 0 0049 | 523 5592 | 0 1539 | 0 013 |
| Crawler Tractors | 2013 | 2013Crawler Tractors750 | 750 | 0 3513 | 5 09878 | 1 67885 | 0 1829 | 0 1683 | 0 0049 | 520 5693 | 0 1531 | 0 013 |
| Crawler Tractors | 2013 | 2013Crawler Tractors1000 | 1000 | 0 4713 | 7 3862 | 2 07187 | 0 2163 | 0 199 | 0 0049 | 522 5513 | 0 1536 | 0 013 |
| Crawler Tractors | 2014 | 2014Crawler Tractors50 | 50 | 2 5211 | 6 39578 | 8 04733 | 0 7434 | 0 6839 | 0 0053 | 564 5641 | 0 1668 | 0 014 |
| Crawler Tractors | 2014 | 2014Crawler Tractors120 | 120 | 0 8836 | 7 52434 | 4 16815 | 0 6285 | 0 5782 | 0 0049 | 522 1187 | 0 1543 | 0 013 |
| Crawler Tractors | 2014 | 2014Crawler Tractors175 | 175 | 0 6288 | 6 87548 | 3 45911 | 0 3743 | 0 3443 | 0 0049 | 516 4039 | 0 1526 | 0 013 |
| Crawler Tractors | 2014 | 2014Crawler Tractors250 | 250 | 0 454 | 6 23751 | 1 83765 | 0 2411 | 0 2218 | 0 0049 | 518 0363 | 0 1531 | 0 013 |
| Crawler Tractors | 2014 | 2014Crawler Tractors500 | 500 | 0 4121 | 5 61601 | 2 91108 | 0 2172 | 0 1998 | 0 0049 | 520 5153 | 0 1538 | 0 013 |
| Crawler Tractors | 2014 | 2014Crawler Tractors750 | 750 | 0 3468 | 4 89468 | 1 67523 | 0 1786 | 0 1643 | 0 0049 | 517 8612 | 0 153 | 0 013 |
| Crawler Tractors | 2014 | 2014Crawler Tractors1000 | 1000 | 0 4753 | 7 42576 | 2 08028 | 0 2182 | 0 2007 | 0 0049 | 520 0052 | 0 1537 | 0 013 |
| Crawler Tractors | 2015 | 2015Crawler Tractors50 | 50 | 2 5127 | 6 37736 | 8 07628 | 0 7408 | 0 6816 | 0 0053 | 558 8878 | 0 1669 | 0 014 |
| Crawler Tractors | 2015 | 2015Crawler Tractors120 | 120 | 0 8845 | 7 4938 | 4 18907 | 0 63 | 0 5796 | 0 0049 | 516 8433 | 0 1543 | 0 013 |
| Crawler Tractors | 2015 | 2015Crawler Tractors175 | 175 | 0 6316 | 6 84937 | 3 47922 | 0 3758 | 0 3457 | 0 0049 | 511 3059 | 0 1526 | 0 013 |
| Crawler Tractors | 2015 | 2015Crawler Tractors250 | 250 | 0 4511 | 6 14312 | 1 81586 | 0 2369 | 0 2179 | 0 0049 | 512 8973 | 0 1531 | 0 013 |
| Crawler Tractors | 2015 | 2015Crawler Tractors500 | 500 | 0 408 | 5 48324 | 2 84505 | 0 2124 | 0 1954 | 0 0049 | 515 3725 | 0 1539 | 0 013 |
| Crawler Tractors | 2015 | 2015Crawler Tractors750 | 750 | 0 3513 | 4 88301 | 1 66415 | 0 1788 | 0 1645 | 0 0049 | 512 5402 | 0 153 | 0 013 |
| Crawler Tractors | 2015 | 2015Crawler Tractors1000 | 1000 | 0 479 | 7 46329 | 2 08783 | 0 22 | 0 2024 | 0 0049 | 514 83 | 0 1537 | 0 013 |
| Crawler Tractors | 2016 | 2016Crawler Tractors50 | 50 | 2 5191 | 6 31718 | 8 10441 | 0 7329 | 0 6742 | 0 0053 | 553 214 | 0 1669 | 0 014 |
| Crawler Tractors | 2016 | 2016Crawler Tractors120 | 120 | 0 8692 | 7 34589 | 4 18548 | 0 619 | 0 5695 | 0 0049 | 511 268 | 0 1542 | 0 013 |
| Crawler Tractors | 2016 | 2016Crawler Tractors175 | 175 | 0 6244 | 6 7205 | 3 48211 | 0 3705 | 0 3409 | 0 0049 | 506 0335 | 0 1526 | 0 013 |
| Crawler Tractors | 2016 | 2016Crawler Tractors250 | 250 | 0 4487 | 6 04745 | 1 80295 | 0 2332 | 0 2145 | 0 0049 | 507 355 | 0 153 | 0 013 |
| Crawler Tractors | 2016 | 2016Crawler Tractors500 | 500 | 0 3981 | 5 27907 | 2 74397 | 0 2045 | 0 1882 | 0 0049 | 510 3385 | 0 1539 | 0 013 |
| Crawler Tractors | 2016 | 2016Crawler Tractors750 | 750 | 0 3458 | 4 7238 | 1 6206 | 0 1738 | 0 1599 | 0 0049 | 507 2527 | 0 153 | 0 013 |
| Crawler Tractors | 2016 | 2016Crawler Tractors1000 | 1000 | 0 4826 | 7 4988 | 2 09448 | 0 2217 | 0 204 | 0 0049 | 509 6671 | 0 1537 | 0 013 |
| Crawler Tractors | 2017 | 2017Crawler Tractors50 | 50 | 2 4591 | 6 20834 | 8 00596 | 0 7116 | 0 6547 | 0 0053 | 544 6762 | 0 1669 | 0 014 |
| Crawler Tractors | 2017 | 2017Crawler Tractors120 | 120 | 0 8494 | 7 141 | 4 17611 | 0 6036 | 0 5553 | 0 0049 | 503 2791 | 0 1542 | 0 013 |
| Crawler Tractors | 2017 | 2017Crawler Tractors175 | 175 | 0 6144 | 6 55188 | 3 48322 | 0 3636 | 0 3345 | 0 0049 | 498 1245 | 0 1526 | 0 013 |
| Crawler Tractors | 2017 | 2017Crawler Tractors250 | 250 | 0 4295 | 5 75969 | 1 7418 | 0 2199 | 0 2023 | 0 0049 | 499 832 | 0 1531 | 0 013 |
| Crawler Tractors | 2017 | 2017Crawler Tractors500 | 500 | 0 3849 | 5 02932 | 2 6349 | 0 1946 | 0 1791 | 0 0049 | 502 422 | 0 1539 | 0 013 |
| Crawler Tractors | 2017 | 2017Crawler Tractors750 | 750 | 0 3244 | 4 36108 | 1 5221 | 0 1597 | 0 1469 | 0 0049 | 499 1046 | 0 1529 | 0 013 |
| Crawler Tractors | 2017 | 2017Crawler Tractors1000 | 1000 | 0 4859 | 7 53226 | 2 10018 | 0 2233 | 0 2055 | 0 0049 | 501 8777 | 0 1538 | 0 013 |
| Crawler Tractors | 2018 | 2018Crawler Tractors50 | 50 | 2 4455 | 6 16323 | 8 0094 | 0 7038 | 0 6475 | 0 0053 | 536 1409 | 0 1669 | 0 014 |
| Crawler Tractors | 2018 | 2018Crawler Tractors120 | 120 | 0 7979 | 6 72257 | 4 1231 | 0 5658 | 0 5205 | 0 0049 | 494 9217 | 0 1541 | 0 013 |
| Crawler Tractors | 2018 | 2018Crawler Tractors175 | 175 | 0 5549 | 5 8588 | 3 42131 | 0 3255 | 0 2994 | 0 0049 | 490 0002 | 0 1525 | 0 013 |
| Crawler Tractors | 2018 | 2018Crawler Tractors250 | 250 | 0 3983 | 5 28959 | 1 65354 | 0 2001 | 0 1841 | 0 0049 | 491 606 | 0 153 | 0 013 |
| Crawler Tractors | 2018 | 2018Crawler Tractors500 | 500 | 0 344 | 4 37324 | 2 38218 | 0 1694 | 0 1559 | 0 0049 | 493 5104 | 0 1536 | 0 013 |
| Crawler Tractors | 2018 | 2018Crawler Tractors750 | 750 | 0 2957 | 3 8336 | 1 4447 | 0 1415 | 0 1301 | 0 0049 | 491 2659 | 0 1529 | 0 013 |
| Crawler Tractors | 2018 | 2018Crawler Tractors1000 | 1000 | 0 4889 | 7 56366 | 2 10483 | 0 2249 | 0 2069 | 0 0049 | 494 1052 | 0 1538 | 0 013 |
| Crawler Tractors | 2019 | 2019Crawler Tractors50 | 50 | 2 2254 | 5 85476 | 7 58896 | 0 6404 | 0 5892 | 0 0053 | 525 9767 | 0 1664 | 0 013 |
| Crawler Tractors | 2019 | 2019Crawler Tractors120 | 120 | 0 7572 | 6 39347 | 4 08842 | 0 5347 | 0 4919 | 0 0049 | 486 9908 | 0 1541 | 0 012 |
| Crawler Tractors | 2019 | 2019Crawler Tractors175 | 175 | 0 5169 | 5 38191 | 3 37886 | 0 2996 | 0 2756 | 0 0049 | 481 6222 | 0 1524 | 0 012 |

| | | | | | | | | | | | | |
|---|---|---|---|---|---|---|---|---|---|---|---|---|
| Crawler Tractors | 2019 | 2019Crawler Tractors250 | 250 | 0.3796 | 4.9721 | 1.60445 | 0.1875 | 0.1725 | 0.0049 | 483.4489 | 0.153 | 0.012 |
| Crawler Tractors | 2019 | 2019Crawler Tractors500 | 500 | 0.3187 | 3.93412 | 2.21938 | 0.1528 | 0.1406 | 0.0049 | 485.8645 | 0.1537 | 0.012 |
| Crawler Tractors | 2019 | 2019Crawler Tractors750 | 750 | 0.2663 | 3.34253 | 1.35585 | 0.123 | 0.1132 | 0.0049 | 483.3879 | 0.1529 | 0.012 |
| Crawler Tractors | 2019 | 2019Crawler Tractors1000 | 1000 | 0.4598 | 7.21215 | 2.02037 | 0.2106 | 0.1938 | 0.0049 | 486.2545 | 0.1538 | 0.012 |
| Crawler Tractors | 2020 | 2020Crawler Tractors50 | 50 | 2.0528 | 5.64276 | 7.3 | 0.5912 | 0.5439 | 0.0053 | 515.679 | 0.1668 | 0.013 |
| Crawler Tractors | 2020 | 2020Crawler Tractors120 | 120 | 0.7148 | 6.00933 | 4.04412 | 0.5005 | 0.4604 | 0.0049 | 476.3284 | 0.1541 | 0.012 |
| Crawler Tractors | 2020 | 2020Crawler Tractors175 | 175 | 0.4761 | 4.87226 | 3.33989 | 0.2722 | 0.2504 | 0.0049 | 471.015 | 0.1523 | 0.012 |
| Crawler Tractors | 2020 | 2020Crawler Tractors250 | 250 | 0.36 | 4.63225 | 1.55491 | 0.1746 | 0.1606 | 0.0049 | 472.941 | 0.153 | 0.012 |
| Crawler Tractors | 2020 | 2020Crawler Tractors500 | 500 | 0.3013 | 3.62175 | 2.0875 | 0.1409 | 0.1296 | 0.0049 | 475.2338 | 0.1537 | 0.012 |
| Crawler Tractors | 2020 | 2020Crawler Tractors750 | 750 | 0.2562 | 3.13716 | 1.31018 | 0.1151 | 0.1059 | 0.0049 | 473.3119 | 0.1531 | 0.012 |
| Crawler Tractors | 2020 | 2020Crawler Tractors1000 | 1000 | 0.463 | 7.23682 | 2.02764 | 0.212 | 0.195 | 0.0049 | 475.6525 | 0.1538 | 0.012 |
| Crawler Tractors | 2021 | 2021Crawler Tractors50 | 50 | 2.064 | 5.61511 | 7.34869 | 0.5906 | 0.5433 | 0.0053 | 516.1077 | 0.1669 | 0.013 |
| Crawler Tractors | 2021 | 2021Crawler Tractors120 | 120 | 0.6728 | 5.65746 | 4.00549 | 0.4657 | 0.4285 | 0.0049 | 476.437 | 0.1541 | 0.012 |
| Crawler Tractors | 2021 | 2021Crawler Tractors175 | 175 | 0.4356 | 4.3947 | 3.30982 | 0.2445 | 0.225 | 0.0049 | 471.421 | 0.1525 | 0.012 |
| Crawler Tractors | 2021 | 2021Crawler Tractors250 | 250 | 0.3427 | 4.33394 | 1.51456 | 0.1631 | 0.15 | 0.0049 | 472.9246 | 0.153 | 0.012 |
| Crawler Tractors | 2021 | 2021Crawler Tractors500 | 500 | 0.2832 | 3.27633 | 2.02434 | 0.129 | 0.1187 | 0.0049 | 474.4843 | 0.1535 | 0.012 |
| Crawler Tractors | 2021 | 2021Crawler Tractors750 | 750 | 0.2393 | 2.82478 | 1.26985 | 0.1038 | 0.0955 | 0.0049 | 473.0941 | 0.153 | 0.012 |
| Crawler Tractors | 2021 | 2021Crawler Tractors1000 | 1000 | 0.3993 | 6.3992 | 1.89563 | 0.1816 | 0.1671 | 0.0049 | 471.8224 | 0.1526 | 0.012 |
| Crawler Tractors | 2022 | 2022Crawler Tractors50 | 50 | 1.8986 | 5.37962 | 7.04118 | 0.5388 | 0.4957 | 0.0053 | 516.1476 | 0.1669 | 0.013 |
| Crawler Tractors | 2022 | 2022Crawler Tractors120 | 120 | 0.6002 | 5.10103 | 3.92498 | 0.4079 | 0.3753 | 0.0049 | 476.0219 | 0.154 | 0.012 |
| Crawler Tractors | 2022 | 2022Crawler Tractors175 | 175 | 0.3891 | 3.82659 | 3.26382 | 0.2137 | 0.1966 | 0.0049 | 471.5674 | 0.1525 | 0.012 |
| Crawler Tractors | 2022 | 2022Crawler Tractors250 | 250 | 0.306 | 3.73672 | 1.43975 | 0.141 | 0.1297 | 0.0049 | 472.0975 | 0.1527 | 0.012 |
| Crawler Tractors | 2022 | 2022Crawler Tractors500 | 500 | 0.2543 | 2.74435 | 1.91628 | 0.1111 | 0.1022 | 0.0049 | 474.4115 | 0.1534 | 0.012 |
| Crawler Tractors | 2022 | 2022Crawler Tractors750 | 750 | 0.1975 | 2.12552 | 1.18638 | 0.0794 | 0.073 | 0.0049 | 472.876 | 0.1529 | 0.012 |
| Crawler Tractors | 2022 | 2022Crawler Tractors1000 | 1000 | 0.3566 | 5.92299 | 1.73227 | 0.1624 | 0.1494 | 0.0049 | 470.7007 | 0.1522 | 0.012 |
| Crawler Tractors | 2023 | 2023Crawler Tractors50 | 50 | 1.8727 | 5.32514 | 7.02687 | 0.5262 | 0.4841 | 0.0053 | 516.1587 | 0.1669 | 0.013 |
| Crawler Tractors | 2023 | 2023Crawler Tractors120 | 120 | 0.5579 | 4.76208 | 3.88936 | 0.3728 | 0.343 | 0.0049 | 476.1575 | 0.154 | 0.012 |
| Crawler Tractors | 2023 | 2023Crawler Tractors175 | 175 | 0.3471 | 3.33004 | 3.23526 | 0.1852 | 0.1704 | 0.0049 | 471.7805 | 0.1526 | 0.012 |
| Crawler Tractors | 2023 | 2023Crawler Tractors250 | 250 | 0.2763 | 3.18735 | 1.39549 | 0.1236 | 0.1137 | 0.0049 | 471.6244 | 0.1525 | 0.012 |
| Crawler Tractors | 2023 | 2023Crawler Tractors500 | 500 | 0.2406 | 2.47635 | 1.85216 | 0.1017 | 0.0935 | 0.0049 | 474.6128 | 0.1535 | 0.012 |
| Crawler Tractors | 2023 | 2023Crawler Tractors750 | 750 | 0.1836 | 1.86667 | 1.15892 | 0.0694 | 0.0639 | 0.0049 | 472.5297 | 0.1528 | 0.012 |
| Crawler Tractors | 2023 | 2023Crawler Tractors1000 | 1000 | 0.2683 | 4.76968 | 1.6104 | 0.1184 | 0.1089 | 0.0049 | 473.6655 | 0.1532 | 0.012 |
| Crawler Tractors | 2024 | 2024Crawler Tractors50 | 50 | 1.756 | 4.97522 | 6.68497 | 0.4659 | 0.4287 | 0.0053 | 515.4658 | 0.1667 | 0.013 |
| Crawler Tractors | 2024 | 2024Crawler Tractors120 | 120 | 0.5133 | 4.40892 | 3.85173 | 0.3353 | 0.3085 | 0.0049 | 476.2342 | 0.154 | 0.012 |
| Crawler Tractors | 2024 | 2024Crawler Tractors175 | 175 | 0.3257 | 3.04107 | 3.22706 | 0.1702 | 0.1566 | 0.0049 | 471.8291 | 0.1526 | 0.012 |
| Crawler Tractors | 2024 | 2024Crawler Tractors250 | 250 | 0.2638 | 2.95319 | 1.36992 | 0.1146 | 0.1055 | 0.0049 | 471.8603 | 0.1526 | 0.012 |
| Crawler Tractors | 2024 | 2024Crawler Tractors500 | 500 | 0.2278 | 2.2441 | 1.77984 | 0.0926 | 0.0852 | 0.0049 | 474.025 | 0.1533 | 0.012 |
| Crawler Tractors | 2024 | 2024Crawler Tractors750 | 750 | 0.1809 | 1.76658 | 1.15921 | 0.066 | 0.0607 | 0.0049 | 472.2827 | 0.1527 | 0.012 |
| Crawler Tractors | 2024 | 2024Crawler Tractors1000 | 1000 | 0.2631 | 4.68945 | 1.58774 | 0.1148 | 0.1056 | 0.0049 | 474.6448 | 0.1535 | 0.012 |
| Crawler Tractors | 2025 | 2025Crawler Tractors50 | 50 | 1.7436 | 4.93567 | 6.68642 | 0.4561 | 0.4196 | 0.0053 | 516.1279 | 0.1669 | 0.013 |
| Crawler Tractors | 2025 | 2025Crawler Tractors120 | 120 | 0.454 | 3.96126 | 3.78839 | 0.2848 | 0.262 | 0.0049 | 476.1336 | 0.154 | 0.012 |
| Crawler Tractors | 2025 | 2025Crawler Tractors175 | 175 | 0.2977 | 2.68768 | 3.20909 | 0.15 | 0.138 | 0.0049 | 471.5923 | 0.1525 | 0.012 |
| Crawler Tractors | 2025 | 2025Crawler Tractors250 | 250 | 0.2324 | 2.46158 | 1.30849 | 0.0961 | 0.0884 | 0.0049 | 471.6224 | 0.1525 | 0.012 |
| Crawler Tractors | 2025 | 2025Crawler Tractors500 | 500 | 0.2079 | 1.92007 | 1.71697 | 0.0805 | 0.0741 | 0.0049 | 474.0072 | 0.1533 | 0.012 |
| Crawler Tractors | 2025 | 2025Crawler Tractors750 | 750 | 0.167 | 1.54452 | 1.12199 | 0.0567 | 0.0522 | 0.0049 | 472.4081 | 0.1528 | 0.012 |
| Crawler Tractors | 2025 | 2025Crawler Tractors1000 | 1000 | 0.2595 | 4.59799 | 1.59298 | 0.1115 | 0.1026 | 0.0049 | 475.4901 | 0.1538 | 0.012 |
| Crawler Tractors | 2030 | 2030Crawler Tractors50 | 50 | 0.833 | 3.808 | 5.605 | 0.116 | 0.116 | 0.007 | 568.299 | 0.075 | 0.015 |
| Crawler Tractors | 2030 | 2030Crawler Tractors120 | 120 | 0.405 | 2.341 | 3.871 | 0.105 | 0.105 | 0.006 | 568.299 | 0.036 | 0.015 |
| Crawler Tractors | 2030 | 2030Crawler Tractors175 | 175 | 0.296 | 1.266 | 3.397 | 0.065 | 0.065 | 0.006 | 568.299 | 0.026 | 0.015 |
| Crawler Tractors | 2030 | 2030Crawler Tractors250 | 250 | 0.262 | 1.104 | 1.207 | 0.04 | 0.04 | 0.006 | 568.299 | 0.023 | 0.015 |
| Crawler Tractors | 2030 | 2030Crawler Tractors500 | 500 | 0.257 | 1.016 | 1.2 | 0.038 | 0.038 | 0.005 | 568.299 | 0.023 | 0.015 |
| Crawler Tractors | 2030 | 2030Crawler Tractors750 | 750 | 0.257 | 1.033 | 1.2 | 0.038 | 0.038 | 0.005 | 568.299 | 0.023 | 0.015 |
| Crawler Tractors | 2030 | 2030Crawler Tractors1000 | 1000 | 0.265 | 3.094 | 1.225 | 0.056 | 0.056 | 0.005 | 568.3 | 0.023 | 0.015 |
| Crawler Tractors | 2035 | 2035Crawler Tractors50 | 50 | 0.708 | 3.558 | 5.493 | 0.066 | 0.066 | 0.007 | 568.299 | 0.063 | 0.015 |
| Crawler Tractors | 2035 | 2035Crawler Tractors120 | 120 | 0.345 | 1.922 | 3.85 | 0.06 | 0.06 | 0.006 | 568.299 | 0.031 | 0.015 |
| Crawler Tractors | 2035 | 2035Crawler Tractors175 | 175 | 0.247 | 0.794 | 3.391 | 0.038 | 0.038 | 0.006 | 568.299 | 0.022 | 0.015 |
| Crawler Tractors | 2035 | 2035Crawler Tractors250 | 250 | 0.229 | 0.695 | 1.182 | 0.026 | 0.026 | 0.006 | 568.299 | 0.02 | 0.015 |
| Crawler Tractors | 2035 | 2035Crawler Tractors500 | 500 | 0.227 | 0.657 | 1.145 | 0.025 | 0.025 | 0.005 | 568.299 | 0.02 | 0.015 |
| Crawler Tractors | 2035 | 2035Crawler Tractors750 | 750 | 0.227 | 0.664 | 1.145 | 0.025 | 0.025 | 0.005 | 568.299 | 0.02 | 0.015 |
| Crawler Tractors | 2035 | 2035Crawler Tractors1000 | 1000 | 0.231 | 2.792 | 1.159 | 0.041 | 0.041 | 0.005 | 568.299 | 0.02 | 0.015 |
| Crawler Tractors | 2040 | 2040Crawler Tractors50 | 50 | 0.653 | 3.42 | 5.443 | 0.042 | 0.042 | 0.007 | 568.299 | 0.058 | 0.015 |
| Crawler Tractors | 2040 | 2040Crawler Tractors120 | 120 | 0.316 | 1.709 | 3.839 | 0.039 | 0.039 | 0.006 | 568.299 | 0.028 | 0.015 |
| Crawler Tractors | 2040 | 2040Crawler Tractors175 | 175 | 0.221 | 0.539 | 3.388 | 0.025 | 0.025 | 0.006 | 568.299 | 0.02 | 0.015 |
| Crawler Tractors | 2040 | 2040Crawler Tractors250 | 250 | 0.211 | 0.491 | 1.167 | 0.018 | 0.018 | 0.006 | 568.299 | 0.019 | 0.015 |
| Crawler Tractors | 2040 | 2040Crawler Tractors500 | 500 | 0.21 | 0.47 | 1.113 | 0.018 | 0.018 | 0.005 | 568.299 | 0.018 | 0.015 |
| Crawler Tractors | 2040 | 2040Crawler Tractors750 | 750 | 0.21 | 0.475 | 1.113 | 0.018 | 0.018 | 0.005 | 568.299 | 0.019 | 0.015 |
| Crawler Tractors | 2040 | 2040Crawler Tractors1000 | 1000 | 0.213 | 2.652 | 1.122 | 0.032 | 0.032 | 0.005 | 568.299 | 0.019 | 0.015 |
| Crushing/Proc. Equipment | 1990 | 1990Crushing/Proc. Equipment50 | 50 | 4.43 | 7.809 | 9.044 | 1.194 | 1.194 | 0.871 | 568.299 | 0.399 | 0.015 |
| Crushing/Proc. Equipment | 1990 | 1990Crushing/Proc. Equipment120 | 120 | 2.255 | 14.555 | 5.547 | 1.258 | 1.258 | 0.791 | 568.299 | 0.203 | 0.015 |
| Crushing/Proc. Equipment | 1990 | 1990Crushing/Proc. Equipment175 | 175 | 1.54 | 13.086 | 4.913 | 0.834 | 0.834 | 0.758 | 568.299 | 0.138 | 0.015 |
| Crushing/Proc. Equipment | 1990 | 1990Crushing/Proc. Equipment250 | 250 | 1.54 | 13.086 | 4.913 | 0.834 | 0.834 | 0.758 | 568.299 | 0.138 | 0.015 |
| Crushing/Proc. Equipment | 1990 | 1990Crushing/Proc. Equipment500 | 500 | 1.374 | 12.492 | 10.176 | 0.724 | 0.724 | 0.662 | 568.299 | 0.124 | 0.015 |
| Crushing/Proc. Equipment | 1990 | 1990Crushing/Proc. Equipment750 | 750 | 1.374 | 12.492 | 10.175 | 0.737 | 0.737 | 1.018 | 568.299 | 0.124 | 0.015 |
| Crushing/Proc. Equipment | 1990 | 1990Crushing/Proc. Equipment9999 | 9999 | 1.369 | 12.492 | 10.175 | 0.731 | 0.731 | 1.018 | 568.299 | 0.123 | 0.015 |
| Crushing/Proc. Equipment | 2000 | 2000Crushing/Proc. Equipment50 | 50 | 4.12 | 6.954 | 8.551 | 0.876 | 0.876 | 0.066 | 568.299 | 0.371 | 0.015 |
| Crushing/Proc. Equipment | 2000 | 2000Crushing/Proc. Equipment120 | 120 | 1.802 | 10.363 | 4.594 | 0.857 | 0.857 | 0.06 | 568.299 | 0.162 | 0.015 |
| Crushing/Proc. Equipment | 2000 | 2000Crushing/Proc. Equipment175 | 175 | 1.206 | 9.416 | 3.737 | 0.506 | 0.506 | 0.057 | 568.299 | 0.108 | 0.015 |
| Crushing/Proc. Equipment | 2000 | 2000Crushing/Proc. Equipment250 | 250 | 1.008 | 9.058 | 2.963 | 0.414 | 0.414 | 0.057 | 568.299 | 0.09 | 0.015 |
| Crushing/Proc. Equipment | 2000 | 2000Crushing/Proc. Equipment500 | 500 | 0.918 | 8.658 | 5.011 | 0.366 | 0.366 | 0.05 | 568.299 | 0.082 | 0.015 |
| Crushing/Proc. Equipment | 2000 | 2000Crushing/Proc. Equipment750 | 750 | 0.88 | 8.459 | 4.658 | 0.348 | 0.348 | 0.052 | 568.299 | 0.079 | 0.015 |
| Crushing/Proc. Equipment | 2000 | 2000Crushing/Proc. Equipment9999 | 9999 | 0.989 | 9.138 | 5.329 | 0.37 | 0.37 | 0.052 | 568.299 | 0.089 | 0.015 |
| Crushing/Proc. Equipment | 2005 | 2005Crushing/Proc. Equipment50 | 50 | 3.662 | 6.477 | 7.904 | 0.812 | 0.812 | 0.066 | 568.3 | 0.33 | 0.015 |
| Crushing/Proc. Equipment | 2005 | 2005Crushing/Proc. Equipment120 | 120 | 1.54 | 8.68 | 4.24 | 0.794 | 0.794 | 0.06 | 568.299 | 0.138 | 0.015 |
| Crushing/Proc. Equipment | 2005 | 2005Crushing/Proc. Equipment175 | 175 | 1.007 | 7.941 | 3.372 | 0.438 | 0.438 | 0.057 | 568.299 | 0.09 | 0.015 |
| Crushing/Proc. Equipment | 2005 | 2005Crushing/Proc. Equipment250 | 250 | 0.712 | 7.484 | 1.97 | 0.282 | 0.282 | 0.057 | 568.299 | 0.064 | 0.015 |
| Crushing/Proc. Equipment | 2005 | 2005Crushing/Proc. Equipment500 | 500 | 0.628 | 6.846 | 2.549 | 0.252 | 0.252 | 0.05 | 568.299 | 0.056 | 0.015 |
| Crushing/Proc. Equipment | 2005 | 2005Crushing/Proc. Equipment750 | 750 | 0.632 | 6.974 | 2.431 | 0.249 | 0.249 | 0.052 | 568.299 | 0.057 | 0.015 |
| Crushing/Proc. Equipment | 2005 | 2005Crushing/Proc. Equipment9999 | 9999 | 0.771 | 8.054 | 3.042 | 0.268 | 0.268 | 0.052 | 568.299 | 0.069 | 0.015 |
| Crushing/Proc. Equipment | 2010 | 2010Crushing/Proc. Equipment50 | 50 | 2.931 | 6.068 | 7.22 | 0.671 | 0.671 | 0.007 | 568.299 | 0.264 | 0.015 |
| Crushing/Proc. Equipment | 2010 | 2010Crushing/Proc. Equipment120 | 120 | 1.203 | 7.096 | 4.071 | 0.656 | 0.656 | 0.006 | 568.299 | 0.108 | 0.015 |
| Crushing/Proc. Equipment | 2010 | 2010Crushing/Proc. Equipment175 | 175 | 0.804 | 6.322 | 3.307 | 0.362 | 0.362 | 0.006 | 568.299 | 0.072 | 0.015 |
| Crushing/Proc. Equipment | 2010 | 2010Crushing/Proc. Equipment250 | 250 | 0.521 | 5.918 | 1.446 | 0.195 | 0.195 | 0.006 | 568.299 | 0.047 | 0.015 |
| Crushing/Proc. Equipment | 2010 | 2010Crushing/Proc. Equipment500 | 500 | 0.47 | 5.248 | 1.603 | 0.18 | 0.18 | 0.005 | 568.299 | 0.042 | 0.015 |
| Crushing/Proc. Equipment | 2010 | 2010Crushing/Proc. Equipment750 | 750 | 0.478 | 5.449 | 1.568 | 0.183 | 0.183 | 0.005 | 568.299 | 0.043 | 0.015 |
| Crushing/Proc. Equipment | 2010 | 2010Crushing/Proc. Equipment9999 | 9999 | 0.601 | 6.987 | 2.091 | 0.209 | 0.209 | 0.005 | 568.299 | 0.054 | 0.015 |
| Crushing/Proc. Equipment | 2011 | 2011Crushing/Proc. Equipment50 | 50 | 2.722 | 5.972 | 6.995 | 0.636 | 0.636 | 0.007 | 568.299 | 0.245 | 0.015 |
| Crushing/Proc. Equipment | 2011 | 2011Crushing/Proc. Equipment120 | 120 | 1.125 | 6.704 | 4.03 | 0.625 | 0.625 | 0.006 | 568.3 | 0.101 | 0.015 |
| Crushing/Proc. Equipment | 2011 | 2011Crushing/Proc. Equipment175 | 175 | 0.759 | 5.953 | 3.294 | 0.347 | 0.347 | 0.006 | 568.299 | 0.068 | 0.015 |
| Crushing/Proc. Equipment | 2011 | 2011Crushing/Proc. Equipment250 | 250 | 0.483 | 5.498 | 1.356 | 0.175 | 0.175 | 0.006 | 568.299 | 0.043 | 0.015 |
| Crushing/Proc. Equipment | 2011 | 2011Crushing/Proc. Equipment500 | 500 | 0.439 | 4.858 | 1.462 | 0.162 | 0.162 | 0.005 | 568.299 | 0.039 | 0.015 |
| Crushing/Proc. Equipment | 2011 | 2011Crushing/Proc. Equipment750 | 750 | 0.446 | 5.054 | 1.435 | 0.165 | 0.165 | 0.005 | 568.299 | 0.04 | 0.015 |
| Crushing/Proc. Equipment | 2011 | 2011Crushing/Proc. Equipment9999 | 9999 | 0.554 | 6.609 | 1.923 | 0.196 | 0.196 | 0.005 | 568.299 | 0.05 | 0.015 |
| Crushing/Proc. Equipment | 2012 | 2012Crushing/Proc. Equipment50 | 50 | 2.488 | 5.867 | 6.733 | 0.596 | 0.596 | 0.007 | 568.299 | 0.224 | 0.015 |
| Crushing/Proc. Equipment | 2012 | 2012Crushing/Proc. Equipment120 | 120 | 1.042 | 6.269 | 3.984 | 0.582 | 0.582 | 0.006 | 568.299 | 0.094 | 0.015 |
| Crushing/Proc. Equipment | 2012 | 2012Crushing/Proc. Equipment175 | 175 | 0.709 | 5.553 | 3.28 | 0.321 | 0.321 | 0.006 | 568.299 | 0.064 | 0.015 |
| Crushing/Proc. Equipment | 2012 | 2012Crushing/Proc. Equipment250 | 250 | 0.453 | 5.088 | 1.299 | 0.158 | 0.158 | 0.006 | 568.299 | 0.04 | 0.015 |
| Crushing/Proc. Equipment | 2012 | 2012Crushing/Proc. Equipment500 | 500 | 0.415 | 4.48 | 1.362 | 0.147 | 0.147 | 0.005 | 568.3 | 0.037 | 0.015 |
| Crushing/Proc. Equipment | 2012 | 2012Crushing/Proc. Equipment750 | 750 | 0.42 | 4.662 | 1.341 | 0.15 | 0.15 | 0.005 | 568.299 | 0.037 | 0.015 |
| Crushing/Proc. Equipment | 2012 | 2012Crushing/Proc. Equipment9999 | 9999 | 0.526 | 6.197 | 1.755 | 0.182 | 0.182 | 0.005 | 568.299 | 0.047 | 0.015 |
| Crushing/Proc. Equipment | 2013 | 2013Crushing/Proc. Equipment50 | 50 | 2.248 | 5.628 | 6.467 | 0.545 | 0.545 | 0.007 | 568.299 | 0.202 | 0.015 |
| Crushing/Proc. Equipment | 2013 | 2013Crushing/Proc. Equipment120 | 120 | 0.958 | 5.845 | 3.94 | 0.532 | 0.532 | 0.006 | 568.299 | 0.086 | 0.015 |
| Crushing/Proc. Equipment | 2013 | 2013Crushing/Proc. Equipment175 | 175 | 0.659 | 5.177 | 3.267 | 0.293 | 0.293 | 0.006 | 568.299 | 0.059 | 0.015 |
| Crushing/Proc. Equipment | 2013 | 2013Crushing/Proc. Equipment250 | 250 | 0.429 | 4.695 | 1.26 | 0.144 | 0.144 | 0.006 | 568.299 | 0.038 | 0.015 |

| | | | | | | | | | | | | |
|---|---|---|---|---|---|---|---|---|---|---|---|---|
| Crushing/Proc. Equipment | 2013 | 2013Crushing/Proc. Equipment500 | 500 | 0.396 | 4.121 | 1.289 | 0.134 | 0.134 | 0.005 | 568.299 | 0.035 | 0.015 |
| Crushing/Proc. Equipment | 2013 | 2013Crushing/Proc. Equipment750 | 750 | 0.399 | 4.285 | 1.273 | 0.136 | 0.136 | 0.005 | 568.299 | 0.036 | 0.015 |
| Crushing/Proc. Equipment | 2013 | 2013Crushing/Proc. Equipment9999 | 9999 | 0.489 | 5.785 | 1.599 | 0.168 | 0.168 | 0.005 | 568.299 | 0.044 | 0.015 |
| Crushing/Proc. Equipment | 2014 | 2014Crushing/Proc. Equipment50 | 50 | 2.012 | 5.399 | 6.212 | 0.494 | 0.494 | 0.007 | 568.299 | 0.181 | 0.015 |
| Crushing/Proc. Equipment | 2014 | 2014Crushing/Proc. Equipment120 | 120 | 0.877 | 5.468 | 3.898 | 0.481 | 0.481 | 0.006 | 568.299 | 0.079 | 0.015 |
| Crushing/Proc. Equipment | 2014 | 2014Crushing/Proc. Equipment175 | 175 | 0.612 | 4.823 | 3.256 | 0.265 | 0.265 | 0.006 | 568.299 | 0.055 | 0.015 |
| Crushing/Proc. Equipment | 2014 | 2014Crushing/Proc. Equipment250 | 250 | 0.405 | 4.239 | 1.228 | 0.13 | 0.13 | 0.006 | 568.299 | 0.036 | 0.015 |
| Crushing/Proc. Equipment | 2014 | 2014Crushing/Proc. Equipment500 | 500 | 0.377 | 3.702 | 1.23 | 0.121 | 0.121 | 0.005 | 568.299 | 0.034 | 0.015 |
| Crushing/Proc. Equipment | 2014 | 2014Crushing/Proc. Equipment750 | 750 | 0.378 | 3.844 | 1.218 | 0.123 | 0.123 | 0.005 | 568.299 | 0.034 | 0.015 |
| Crushing/Proc. Equipment | 2014 | 2014Crushing/Proc. Equipment9999 | 9999 | 0.456 | 5.391 | 1.46 | 0.155 | 0.155 | 0.005 | 568.299 | 0.041 | 0.015 |
| Crushing/Proc. Equipment | 2015 | 2015Crushing/Proc. Equipment50 | 50 | 1.796 | 5.195 | 5.996 | 0.446 | 0.446 | 0.007 | 568.299 | 0.162 | 0.015 |
| Crushing/Proc. Equipment | 2015 | 2015Crushing/Proc. Equipment120 | 120 | 0.797 | 5.04 | 3.859 | 0.43 | 0.43 | 0.006 | 568.299 | 0.071 | 0.015 |
| Crushing/Proc. Equipment | 2015 | 2015Crushing/Proc. Equipment175 | 175 | 0.562 | 4.343 | 3.247 | 0.237 | 0.237 | 0.006 | 568.299 | 0.05 | 0.015 |
| Crushing/Proc. Equipment | 2015 | 2015Crushing/Proc. Equipment250 | 250 | 0.382 | 3.801 | 1.201 | 0.117 | 0.117 | 0.006 | 568.299 | 0.034 | 0.015 |
| Crushing/Proc. Equipment | 2015 | 2015Crushing/Proc. Equipment500 | 500 | 0.358 | 3.304 | 1.184 | 0.109 | 0.109 | 0.005 | 568.299 | 0.032 | 0.015 |
| Crushing/Proc. Equipment | 2015 | 2015Crushing/Proc. Equipment750 | 750 | 0.358 | 3.422 | 1.176 | 0.111 | 0.111 | 0.005 | 568.299 | 0.032 | 0.015 |
| Crushing/Proc. Equipment | 2015 | 2015Crushing/Proc. Equipment9999 | 9999 | 0.422 | 5.019 | 1.343 | 0.14 | 0.14 | 0.005 | 568.299 | 0.038 | 0.015 |
| Crushing/Proc. Equipment | 2016 | 2016Crushing/Proc. Equipment50 | 50 | 1.593 | 5.006 | 5.801 | 0.399 | 0.399 | 0.007 | 568.299 | 0.143 | 0.015 |
| Crushing/Proc. Equipment | 2016 | 2016Crushing/Proc. Equipment120 | 120 | 0.72 | 4.631 | 3.823 | 0.379 | 0.379 | 0.006 | 568.299 | 0.065 | 0.015 |
| Crushing/Proc. Equipment | 2016 | 2016Crushing/Proc. Equipment175 | 175 | 0.513 | 3.883 | 3.241 | 0.21 | 0.21 | 0.006 | 568.299 | 0.046 | 0.015 |
| Crushing/Proc. Equipment | 2016 | 2016Crushing/Proc. Equipment250 | 250 | 0.36 | 3.381 | 1.178 | 0.105 | 0.105 | 0.006 | 568.299 | 0.032 | 0.015 |
| Crushing/Proc. Equipment | 2016 | 2016Crushing/Proc. Equipment500 | 500 | 0.34 | 2.928 | 1.146 | 0.098 | 0.098 | 0.005 | 568.299 | 0.03 | 0.015 |
| Crushing/Proc. Equipment | 2016 | 2016Crushing/Proc. Equipment750 | 750 | 0.339 | 3.021 | 1.14 | 0.099 | 0.099 | 0.005 | 568.299 | 0.03 | 0.015 |
| Crushing/Proc. Equipment | 2016 | 2016Crushing/Proc. Equipment9999 | 9999 | 0.397 | 4.7 | 1.274 | 0.127 | 0.127 | 0.005 | 568.299 | 0.035 | 0.015 |
| Crushing/Proc. Equipment | 2017 | 2017Crushing/Proc. Equipment50 | 50 | 1.402 | 4.827 | 5.623 | 0.354 | 0.354 | 0.007 | 568.299 | 0.126 | 0.015 |
| Crushing/Proc. Equipment | 2017 | 2017Crushing/Proc. Equipment120 | 120 | 0.647 | 4.244 | 3.791 | 0.33 | 0.33 | 0.006 | 568.299 | 0.058 | 0.015 |
| Crushing/Proc. Equipment | 2017 | 2017Crushing/Proc. Equipment175 | 175 | 0.468 | 3.45 | 3.236 | 0.185 | 0.185 | 0.006 | 568.299 | 0.042 | 0.015 |
| Crushing/Proc. Equipment | 2017 | 2017Crushing/Proc. Equipment250 | 250 | 0.34 | 2.987 | 1.16 | 0.094 | 0.094 | 0.006 | 568.299 | 0.03 | 0.015 |
| Crushing/Proc. Equipment | 2017 | 2017Crushing/Proc. Equipment500 | 500 | 0.324 | 2.602 | 1.118 | 0.088 | 0.088 | 0.005 | 568.299 | 0.029 | 0.015 |
| Crushing/Proc. Equipment | 2017 | 2017Crushing/Proc. Equipment750 | 750 | 0.323 | 2.664 | 1.114 | 0.088 | 0.088 | 0.005 | 568.299 | 0.029 | 0.015 |
| Crushing/Proc. Equipment | 2017 | 2017Crushing/Proc. Equipment9999 | 9999 | 0.378 | 4.423 | 1.231 | 0.117 | 0.117 | 0.005 | 568.299 | 0.034 | 0.015 |
| Crushing/Proc. Equipment | 2018 | 2018Crushing/Proc. Equipment50 | 50 | 1.225 | 4.657 | 5.461 | 0.31 | 0.31 | 0.007 | 568.299 | 0.11 | 0.015 |
| Crushing/Proc. Equipment | 2018 | 2018Crushing/Proc. Equipment120 | 120 | 0.58 | 3.881 | 3.763 | 0.284 | 0.284 | 0.006 | 568.299 | 0.052 | 0.015 |
| Crushing/Proc. Equipment | 2018 | 2018Crushing/Proc. Equipment175 | 175 | 0.427 | 3.049 | 3.234 | 0.161 | 0.161 | 0.006 | 568.299 | 0.038 | 0.015 |
| Crushing/Proc. Equipment | 2018 | 2018Crushing/Proc. Equipment250 | 250 | 0.322 | 2.622 | 1.146 | 0.083 | 0.083 | 0.006 | 568.299 | 0.029 | 0.015 |
| Crushing/Proc. Equipment | 2018 | 2018Crushing/Proc. Equipment500 | 500 | 0.309 | 2.312 | 1.099 | 0.079 | 0.079 | 0.005 | 568.299 | 0.027 | 0.015 |
| Crushing/Proc. Equipment | 2018 | 2018Crushing/Proc. Equipment750 | 750 | 0.308 | 2.358 | 1.097 | 0.079 | 0.079 | 0.005 | 568.299 | 0.027 | 0.015 |
| Crushing/Proc. Equipment | 2018 | 2018Crushing/Proc. Equipment9999 | 9999 | 0.361 | 4.168 | 1.198 | 0.107 | 0.107 | 0.005 | 568.299 | 0.032 | 0.015 |
| Crushing/Proc. Equipment | 2019 | 2019Crushing/Proc. Equipment50 | 50 | 1.064 | 4.495 | 5.316 | 0.269 | 0.269 | 0.007 | 568.299 | 0.096 | 0.015 |
| Crushing/Proc. Equipment | 2019 | 2019Crushing/Proc. Equipment120 | 120 | 0.519 | 3.544 | 3.739 | 0.241 | 0.241 | 0.006 | 568.299 | 0.046 | 0.015 |
| Crushing/Proc. Equipment | 2019 | 2019Crushing/Proc. Equipment175 | 175 | 0.394 | 2.7 | 3.233 | 0.141 | 0.141 | 0.006 | 568.299 | 0.035 | 0.015 |
| Crushing/Proc. Equipment | 2019 | 2019Crushing/Proc. Equipment250 | 250 | 0.304 | 2.3 | 1.134 | 0.074 | 0.074 | 0.006 | 568.299 | 0.027 | 0.015 |
| Crushing/Proc. Equipment | 2019 | 2019Crushing/Proc. Equipment500 | 500 | 0.295 | 2.046 | 1.087 | 0.071 | 0.071 | 0.005 | 568.299 | 0.026 | 0.015 |
| Crushing/Proc. Equipment | 2019 | 2019Crushing/Proc. Equipment750 | 750 | 0.294 | 2.085 | 1.085 | 0.071 | 0.071 | 0.005 | 568.299 | 0.026 | 0.015 |
| Crushing/Proc. Equipment | 2019 | 2019Crushing/Proc. Equipment9999 | 9999 | 0.345 | 3.927 | 1.173 | 0.098 | 0.098 | 0.005 | 568.299 | 0.031 | 0.015 |
| Crushing/Proc. Equipment | 2020 | 2020Crushing/Proc. Equipment50 | 50 | 0.947 | 4.347 | 5.211 | 0.233 | 0.233 | 0.007 | 568.299 | 0.085 | 0.015 |
| Crushing/Proc. Equipment | 2020 | 2020Crushing/Proc. Equipment120 | 120 | 0.473 | 3.249 | 3.722 | 0.206 | 0.206 | 0.006 | 568.299 | 0.042 | 0.015 |
| Crushing/Proc. Equipment | 2020 | 2020Crushing/Proc. Equipment175 | 175 | 0.367 | 2.392 | 3.234 | 0.124 | 0.124 | 0.006 | 568.299 | 0.033 | 0.015 |
| Crushing/Proc. Equipment | 2020 | 2020Crushing/Proc. Equipment250 | 250 | 0.289 | 2.014 | 1.125 | 0.065 | 0.065 | 0.006 | 568.299 | 0.026 | 0.015 |
| Crushing/Proc. Equipment | 2020 | 2020Crushing/Proc. Equipment500 | 500 | 0.281 | 1.799 | 1.078 | 0.063 | 0.063 | 0.005 | 568.299 | 0.025 | 0.015 |
| Crushing/Proc. Equipment | 2020 | 2020Crushing/Proc. Equipment750 | 750 | 0.281 | 1.835 | 1.077 | 0.063 | 0.063 | 0.005 | 568.299 | 0.025 | 0.015 |
| Crushing/Proc. Equipment | 2020 | 2020Crushing/Proc. Equipment9999 | 9999 | 0.329 | 3.699 | 1.153 | 0.089 | 0.089 | 0.005 | 568.299 | 0.029 | 0.015 |
| Crushing/Proc. Equipment | 2021 | 2021Crushing/Proc. Equipment50 | 50 | 0.862 | 4.211 | 5.136 | 0.201 | 0.201 | 0.007 | 568.299 | 0.077 | 0.015 |
| Crushing/Proc. Equipment | 2021 | 2021Crushing/Proc. Equipment120 | 120 | 0.438 | 2.989 | 3.711 | 0.178 | 0.178 | 0.006 | 568.299 | 0.039 | 0.015 |
| Crushing/Proc. Equipment | 2021 | 2021Crushing/Proc. Equipment175 | 175 | 0.344 | 2.114 | 3.235 | 0.109 | 0.109 | 0.006 | 568.299 | 0.031 | 0.015 |
| Crushing/Proc. Equipment | 2021 | 2021Crushing/Proc. Equipment250 | 250 | 0.274 | 1.756 | 1.119 | 0.057 | 0.057 | 0.006 | 568.299 | 0.024 | 0.015 |
| Crushing/Proc. Equipment | 2021 | 2021Crushing/Proc. Equipment500 | 500 | 0.268 | 1.574 | 1.072 | 0.055 | 0.055 | 0.005 | 568.3 | 0.024 | 0.015 |
| Crushing/Proc. Equipment | 2021 | 2021Crushing/Proc. Equipment750 | 750 | 0.268 | 1.606 | 1.072 | 0.055 | 0.055 | 0.005 | 568.299 | 0.024 | 0.015 |
| Crushing/Proc. Equipment | 2021 | 2021Crushing/Proc. Equipment9999 | 9999 | 0.314 | 3.487 | 1.136 | 0.08 | 0.08 | 0.005 | 568.299 | 0.028 | 0.015 |
| Crushing/Proc. Equipment | 2022 | 2022Crushing/Proc. Equipment50 | 50 | 0.795 | 4.083 | 5.081 | 0.172 | 0.172 | 0.007 | 568.299 | 0.071 | 0.015 |
| Crushing/Proc. Equipment | 2022 | 2022Crushing/Proc. Equipment120 | 120 | 0.41 | 2.758 | 3.704 | 0.154 | 0.154 | 0.006 | 568.299 | 0.037 | 0.015 |
| Crushing/Proc. Equipment | 2022 | 2022Crushing/Proc. Equipment175 | 175 | 0.323 | 1.861 | 3.237 | 0.095 | 0.095 | 0.006 | 568.299 | 0.029 | 0.015 |
| Crushing/Proc. Equipment | 2022 | 2022Crushing/Proc. Equipment250 | 250 | 0.26 | 1.521 | 1.114 | 0.05 | 0.05 | 0.006 | 568.299 | 0.023 | 0.015 |
| Crushing/Proc. Equipment | 2022 | 2022Crushing/Proc. Equipment500 | 500 | 0.255 | 1.389 | 1.067 | 0.048 | 0.048 | 0.005 | 568.299 | 0.023 | 0.015 |
| Crushing/Proc. Equipment | 2022 | 2022Crushing/Proc. Equipment750 | 750 | 0.256 | 1.416 | 1.067 | 0.048 | 0.048 | 0.005 | 568.299 | 0.023 | 0.015 |
| Crushing/Proc. Equipment | 2022 | 2022Crushing/Proc. Equipment9999 | 9999 | 0.3 | 3.31 | 1.121 | 0.073 | 0.073 | 0.005 | 568.299 | 0.027 | 0.015 |
| Crushing/Proc. Equipment | 2023 | 2023Crushing/Proc. Equipment50 | 50 | 0.739 | 3.962 | 5.039 | 0.146 | 0.146 | 0.007 | 568.299 | 0.066 | 0.015 |
| Crushing/Proc. Equipment | 2023 | 2023Crushing/Proc. Equipment120 | 120 | 0.385 | 2.552 | 3.7 | 0.132 | 0.132 | 0.006 | 568.299 | 0.034 | 0.015 |
| Crushing/Proc. Equipment | 2023 | 2023Crushing/Proc. Equipment175 | 175 | 0.304 | 1.654 | 3.24 | 0.083 | 0.083 | 0.006 | 568.299 | 0.027 | 0.015 |
| Crushing/Proc. Equipment | 2023 | 2023Crushing/Proc. Equipment250 | 250 | 0.248 | 1.33 | 1.111 | 0.043 | 0.043 | 0.006 | 568.299 | 0.022 | 0.015 |
| Crushing/Proc. Equipment | 2023 | 2023Crushing/Proc. Equipment500 | 500 | 0.244 | 1.227 | 1.064 | 0.042 | 0.042 | 0.005 | 568.299 | 0.022 | 0.015 |
| Crushing/Proc. Equipment | 2023 | 2023Crushing/Proc. Equipment750 | 750 | 0.244 | 1.251 | 1.065 | 0.042 | 0.042 | 0.005 | 568.3 | 0.022 | 0.015 |
| Crushing/Proc. Equipment | 2023 | 2023Crushing/Proc. Equipment9999 | 9999 | 0.287 | 3.16 | 1.107 | 0.066 | 0.066 | 0.005 | 568.299 | 0.025 | 0.015 |
| Crushing/Proc. Equipment | 2024 | 2024Crushing/Proc. Equipment50 | 50 | 0.694 | 3.85 | 5.008 | 0.125 | 0.125 | 0.007 | 568.299 | 0.062 | 0.015 |
| Crushing/Proc. Equipment | 2024 | 2024Crushing/Proc. Equipment120 | 120 | 0.364 | 2.389 | 3.697 | 0.112 | 0.112 | 0.006 | 568.299 | 0.032 | 0.015 |
| Crushing/Proc. Equipment | 2024 | 2024Crushing/Proc. Equipment175 | 175 | 0.287 | 1.472 | 3.243 | 0.071 | 0.071 | 0.006 | 568.299 | 0.025 | 0.015 |
| Crushing/Proc. Equipment | 2024 | 2024Crushing/Proc. Equipment250 | 250 | 0.236 | 1.165 | 1.109 | 0.036 | 0.036 | 0.006 | 568.299 | 0.021 | 0.015 |
| Crushing/Proc. Equipment | 2024 | 2024Crushing/Proc. Equipment500 | 500 | 0.232 | 1.077 | 1.062 | 0.035 | 0.035 | 0.005 | 568.299 | 0.021 | 0.015 |
| Crushing/Proc. Equipment | 2024 | 2024Crushing/Proc. Equipment750 | 750 | 0.233 | 1.098 | 1.063 | 0.036 | 0.036 | 0.005 | 568.299 | 0.021 | 0.015 |
| Crushing/Proc. Equipment | 2024 | 2024Crushing/Proc. Equipment9999 | 9999 | 0.274 | 3.029 | 1.096 | 0.059 | 0.059 | 0.005 | 568.299 | 0.024 | 0.015 |
| Crushing/Proc. Equipment | 2025 | 2025Crushing/Proc. Equipment50 | 50 | 0.656 | 3.742 | 4.982 | 0.107 | 0.107 | 0.007 | 568.299 | 0.059 | 0.015 |
| Crushing/Proc. Equipment | 2025 | 2025Crushing/Proc. Equipment120 | 120 | 0.345 | 2.248 | 3.694 | 0.095 | 0.095 | 0.006 | 568.299 | 0.031 | 0.015 |
| Crushing/Proc. Equipment | 2025 | 2025Crushing/Proc. Equipment175 | 175 | 0.27 | 1.301 | 3.245 | 0.06 | 0.06 | 0.006 | 568.299 | 0.024 | 0.015 |
| Crushing/Proc. Equipment | 2025 | 2025Crushing/Proc. Equipment250 | 250 | 0.224 | 1.012 | 1.108 | 0.031 | 0.031 | 0.006 | 568.299 | 0.02 | 0.015 |
| Crushing/Proc. Equipment | 2025 | 2025Crushing/Proc. Equipment500 | 500 | 0.221 | 0.937 | 1.061 | 0.03 | 0.03 | 0.005 | 568.299 | 0.02 | 0.015 |
| Crushing/Proc. Equipment | 2025 | 2025Crushing/Proc. Equipment750 | 750 | 0.222 | 0.955 | 1.061 | 0.03 | 0.03 | 0.005 | 568.299 | 0.02 | 0.015 |
| Crushing/Proc. Equipment | 2025 | 2025Crushing/Proc. Equipment9999 | 9999 | 0.261 | 2.91 | 1.087 | 0.053 | 0.053 | 0.005 | 568.299 | 0.023 | 0.015 |
| Crushing/Proc. Equipment | 2030 | 2030Crushing/Proc. Equipment50 | 50 | 0.525 | 3.351 | 4.857 | 0.043 | 0.043 | 0.007 | 568.299 | 0.047 | 0.015 |
| Crushing/Proc. Equipment | 2030 | 2030Crushing/Proc. Equipment120 | 120 | 0.272 | 1.708 | 3.673 | 0.038 | 0.038 | 0.006 | 568.299 | 0.024 | 0.015 |
| Crushing/Proc. Equipment | 2030 | 2030Crushing/Proc. Equipment175 | 175 | 0.197 | 0.6 | 3.244 | 0.025 | 0.025 | 0.006 | 568.299 | 0.017 | 0.015 |
| Crushing/Proc. Equipment | 2030 | 2030Crushing/Proc. Equipment250 | 250 | 0.185 | 0.502 | 1.105 | 0.017 | 0.017 | 0.006 | 568.299 | 0.016 | 0.015 |
| Crushing/Proc. Equipment | 2030 | 2030Crushing/Proc. Equipment500 | 500 | 0.184 | 0.476 | 1.058 | 0.017 | 0.017 | 0.005 | 568.299 | 0.016 | 0.015 |
| Crushing/Proc. Equipment | 2030 | 2030Crushing/Proc. Equipment750 | 750 | 0.184 | 0.478 | 1.058 | 0.017 | 0.017 | 0.005 | 568.299 | 0.016 | 0.015 |
| Crushing/Proc. Equipment | 2030 | 2030Crushing/Proc. Equipment9999 | 9999 | 0.196 | 2.59 | 1.059 | 0.032 | 0.032 | 0.005 | 568.299 | 0.017 | 0.015 |
| Crushing/Proc. Equipment | 2035 | 2035Crushing/Proc. Equipment50 | 50 | 0.487 | 3.237 | 4.819 | 0.023 | 0.023 | 0.007 | 568.299 | 0.044 | 0.015 |
| Crushing/Proc. Equipment | 2035 | 2035Crushing/Proc. Equipment120 | 120 | 0.249 | 1.531 | 3.665 | 0.02 | 0.02 | 0.006 | 568.299 | 0.022 | 0.015 |
| Crushing/Proc. Equipment | 2035 | 2035Crushing/Proc. Equipment175 | 175 | 0.176 | 0.382 | 3.242 | 0.015 | 0.015 | 0.006 | 568.299 | 0.015 | 0.015 |
| Crushing/Proc. Equipment | 2035 | 2035Crushing/Proc. Equipment250 | 250 | 0.172 | 0.342 | 1.104 | 0.012 | 0.012 | 0.006 | 568.3 | 0.015 | 0.015 |
| Crushing/Proc. Equipment | 2035 | 2035Crushing/Proc. Equipment500 | 500 | 0.172 | 0.338 | 1.058 | 0.012 | 0.012 | 0.005 | 568.299 | 0.015 | 0.015 |
| Crushing/Proc. Equipment | 2035 | 2035Crushing/Proc. Equipment750 | 750 | 0.172 | 0.338 | 1.058 | 0.012 | 0.012 | 0.005 | 568.299 | 0.015 | 0.015 |
| Crushing/Proc. Equipment | 2035 | 2035Crushing/Proc. Equipment9999 | 9999 | 0.177 | 2.482 | 1.058 | 0.026 | 0.026 | 0.005 | 568.299 | 0.016 | 0.015 |
| Crushing/Proc. Equipment | 2040 | 2040Crushing/Proc. Equipment50 | 50 | 0.488 | 3.194 | 4.833 | 0.017 | 0.017 | 0.007 | 568.299 | 0.044 | 0.015 |
| Crushing/Proc. Equipment | 2040 | 2040Crushing/Proc. Equipment120 | 120 | 0.245 | 1.477 | 3.67 | 0.015 | 0.015 | 0.006 | 568.299 | 0.022 | 0.015 |
| Crushing/Proc. Equipment | 2040 | 2040Crushing/Proc. Equipment175 | 175 | 0.17 | 0.306 | 3.246 | 0.012 | 0.012 | 0.006 | 568.299 | 0.015 | 0.015 |
| Crushing/Proc. Equipment | 2040 | 2040Crushing/Proc. Equipment250 | 250 | 0.168 | 0.292 | 1.106 | 0.011 | 0.011 | 0.006 | 568.299 | 0.015 | 0.015 |
| Crushing/Proc. Equipment | 2040 | 2040Crushing/Proc. Equipment500 | 500 | 0.168 | 0.292 | 1.059 | 0.011 | 0.011 | 0.005 | 568.299 | 0.015 | 0.015 |
| Crushing/Proc. Equipment | 2040 | 2040Crushing/Proc. Equipment750 | 750 | 0.169 | 0.292 | 1.059 | 0.011 | 0.011 | 0.005 | 568.299 | 0.015 | 0.015 |
| Crushing/Proc. Equipment | 2040 | 2040Crushing/Proc. Equipment9999 | 9999 | 0.17 | 2.457 | 1.059 | 0.024 | 0.024 | 0.005 | 568.299 | 0.015 | 0.015 |
| Dumpers/Tenders | 1990 | 1990Dumpers/Tenders25 | 25 | 2.213 | 6.919 | 4.999 | 0.741 | 0.741 | 0.855 | 568.299 | 0.199 | 0.015 |
| Dumpers/Tenders | 2000 | 2000Dumpers/Tenders25 | 25 | 2.045 | 6.397 | 4.69 | 0.571 | 0.571 | 0.065 | 568.299 | 0.184 | 0.015 |
| Dumpers/Tenders | 2005 | 2005Dumpers/Tenders25 | 25 | 1.3 | 5.74 | 3.337 | 0.426 | 0.426 | 0.065 | 568.299 | 0.117 | 0.015 |
| Dumpers/Tenders | 2010 | 2010Dumpers/Tenders25 | 25 | 0.806 | 4.804 | 2.507 | 0.271 | 0.271 | 0.007 | 568.299 | 0.072 | 0.015 |
| Dumpers/Tenders | 2011 | 2011Dumpers/Tenders25 | 25 | 0.771 | 4.686 | 2.456 | 0.251 | 0.251 | 0.007 | 568.299 | 0.069 | 0.015 |

| | | | | | | | | | | | | |
|---|---|---|---|---|---|---|---|---|---|---|---|---|
| Dumpers/Tenders | 2012 | 2012Dumpers/Tenders25 | 25 | 0 742 | 4 576 | 2 416 | 0 232 | 0 232 | 0 007 | 568 299 | 0 066 | 0 015 |
| Dumpers/Tenders | 2013 | 2013Dumpers/Tenders25 | 25 | 0 719 | 4 477 | 2 385 | 0 216 | 0 216 | 0 007 | 568 3 | 0 064 | 0 015 |
| Dumpers/Tenders | 2014 | 2014Dumpers/Tenders25 | 25 | 0 705 | 4 433 | 2 364 | 0 2 | 0 2 | 0 007 | 568 3 | 0 063 | 0 015 |
| Dumpers/Tenders | 2015 | 2015Dumpers/Tenders25 | 25 | 0 696 | 4 402 | 2 35 | 0 187 | 0 187 | 0 007 | 568 299 | 0 062 | 0 015 |
| Dumpers/Tenders | 2016 | 2016Dumpers/Tenders25 | 25 | 0 69 | 4 378 | 2 342 | 0 175 | 0 175 | 0 007 | 568 299 | 0 062 | 0 015 |
| Dumpers/Tenders | 2017 | 2017Dumpers/Tenders25 | 25 | 0 687 | 4 362 | 2 34 | 0 171 | 0 171 | 0 007 | 568 299 | 0 062 | 0 015 |
| Dumpers/Tenders | 2018 | 2018Dumpers/Tenders25 | 25 | 0 686 | 4 35 | 2 339 | 0 169 | 0 169 | 0 007 | 568 299 | 0 061 | 0 015 |
| Dumpers/Tenders | 2019 | 2019Dumpers/Tenders25 | 25 | 0 686 | 4 341 | 2 339 | 0 167 | 0 167 | 0 007 | 568 299 | 0 061 | 0 015 |
| Dumpers/Tenders | 2020 | 2020Dumpers/Tenders25 | 25 | 0 685 | 4 336 | 2 339 | 0 165 | 0 165 | 0 007 | 568 299 | 0 061 | 0 015 |
| Dumpers/Tenders | 2021 | 2021Dumpers/Tenders25 | 25 | 0 685 | 4 333 | 2 339 | 0 163 | 0 163 | 0 007 | 568 299 | 0 061 | 0 015 |
| Dumpers/Tenders | 2022 | 2022Dumpers/Tenders25 | 25 | 0 685 | 4 332 | 2 339 | 0 162 | 0 162 | 0 007 | 568 299 | 0 061 | 0 015 |
| Dumpers/Tenders | 2023 | 2023Dumpers/Tenders25 | 25 | 0 685 | 4 332 | 2 339 | 0 162 | 0 162 | 0 007 | 568 299 | 0 061 | 0 015 |
| Dumpers/Tenders | 2024 | 2024Dumpers/Tenders25 | 25 | 0 685 | 4 332 | 2 34 | 0 161 | 0 161 | 0 007 | 568 299 | 0 061 | 0 015 |
| Dumpers/Tenders | 2025 | 2025Dumpers/Tenders25 | 25 | 0 685 | 4 332 | 2 339 | 0 161 | 0 161 | 0 007 | 568 299 | 0 061 | 0 015 |
| Dumpers/Tenders | 2030 | 2030Dumpers/Tenders25 | 25 | 0 685 | 4 332 | 2 34 | 0 161 | 0 161 | 0 007 | 568 299 | 0 061 | 0 015 |
| Dumpers/Tenders | 2035 | 2035Dumpers/Tenders25 | 25 | 0 685 | 4 332 | 2 339 | 0 161 | 0 161 | 0 007 | 568 299 | 0 061 | 0 015 |
| Dumpers/Tenders | 2040 | 2040Dumpers/Tenders25 | 25 | 0 685 | 4 332 | 2 339 | 0 161 | 0 161 | 0 007 | 568 299 | 0 061 | 0 015 |
| Excavators | 1990 | 1990Excavators25 | 25 | 2 213 | 6 919 | 4 999 | 0 741 | 0 741 | 0 855 | 568 299 | 0 199 | 0 015 |
| Excavators | 1990 | 1990Excavators50 | 50 | 5 155 | 8 08 | 10 359 | 1 341 | 1 341 | 0 871 | 568 299 | 0 465 | 0 015 |
| Excavators | 1990 | 1990Excavators120 | 120 | 2 469 | 15 421 | 5 901 | 1 413 | 1 413 | 0 791 | 568 299 | 0 222 | 0 015 |
| Excavators | 1990 | 1990Excavators175 | 175 | 1 947 | 15 075 | 5 271 | 1 096 | 1 096 | 0 758 | 568 299 | 0 175 | 0 015 |
| Excavators | 1990 | 1990Excavators250 | 250 | 1 947 | 15 075 | 5 271 | 1 096 | 1 096 | 0 758 | 568 299 | 0 175 | 0 015 |
| Excavators | 1990 | 1990Excavators500 | 500 | 1 71 | 14 225 | 12 155 | 0 93 | 0 93 | 0 662 | 568 3 | 0 154 | 0 015 |
| Excavators | 1990 | 1990Excavators750 | 750 | 1 71 | 14 225 | 12 155 | 0 947 | 0 947 | 1 018 | 568 299 | 0 154 | 0 015 |
| Excavators | 2000 | 2000Excavators25 | 25 | 1 841 | 6 281 | 4 315 | 0 543 | 0 543 | 0 065 | 568 299 | 0 166 | 0 015 |
| Excavators | 2000 | 2000Excavators50 | 50 | 4 616 | 7 102 | 9 494 | 0 958 | 0 958 | 0 066 | 568 299 | 0 416 | 0 015 |
| Excavators | 2000 | 2000Excavators120 | 120 | 1 826 | 10 156 | 4 602 | 0 913 | 0 913 | 0 06 | 568 299 | 0 164 | 0 015 |
| Excavators | 2000 | 2000Excavators175 | 175 | 1 236 | 9 345 | 3 672 | 0 525 | 0 525 | 0 057 | 568 299 | 0 111 | 0 015 |
| Excavators | 2000 | 2000Excavators250 | 250 | 1 001 | 8 952 | 2 794 | 0 409 | 0 409 | 0 057 | 568 299 | 0 09 | 0 015 |
| Excavators | 2000 | 2000Excavators500 | 500 | 0 91 | 8 491 | 3 974 | 0 362 | 0 362 | 0 05 | 568 299 | 0 082 | 0 015 |
| Excavators | 2000 | 2000Excavators750 | 750 | 0 91 | 8 491 | 3 974 | 0 362 | 0 362 | 0 052 | 568 299 | 0 082 | 0 015 |
| Excavators | 2005 | 2005Excavators25 | 25 | 0 779 | 5 219 | 2 397 | 0 319 | 0 319 | 0 065 | 568 299 | 0 07 | 0 015 |
| Excavators | 2005 | 2005Excavators50 | 50 | 3 974 | 6 562 | 8 597 | 0 871 | 0 871 | 0 066 | 568 299 | 0 358 | 0 015 |
| Excavators | 2005 | 2005Excavators120 | 120 | 1 582 | 8 632 | 4 354 | 0 853 | 0 853 | 0 06 | 568 299 | 0 142 | 0 015 |
| Excavators | 2005 | 2005Excavators175 | 175 | 1 032 | 7 905 | 3 452 | 0 461 | 0 461 | 0 057 | 568 299 | 0 093 | 0 015 |
| Excavators | 2005 | 2005Excavators250 | 250 | 0 71 | 7 456 | 1 892 | 0 276 | 0 276 | 0 057 | 568 299 | 0 064 | 0 015 |
| Excavators | 2005 | 2005Excavators500 | 500 | 0 629 | 6 685 | 2 194 | 0 248 | 0 248 | 0 05 | 568 299 | 0 056 | 0 015 |
| Excavators | 2005 | 2005Excavators750 | 750 | 0 64 | 6 888 | 2 192 | 0 251 | 0 251 | 0 052 | 568 299 | 0 057 | 0 015 |
| Excavators | 2010 | 2010Excavators25 | 25 | 0 835 | 5 19123 | 4 56926 | 0 4128 | 0 3798 | 0 0054 | 584 0737 | 0 17 | 0 015 |
| Excavators | 2010 | 2010Excavators50 | 50 | 0 835 | 5 19123 | 4 56926 | 0 4128 | 0 3798 | 0 0054 | 584 0737 | 0 17 | 0 015 |
| Excavators | 2010 | 2010Excavators120 | 120 | 0 6157 | 6 10169 | 3 69337 | 0 4694 | 0 4318 | 0 0048 | 518 9941 | 0 1511 | 0 013 |
| Excavators | 2010 | 2010Excavators175 | 175 | 0 4814 | 5 82964 | 3 1674 | 0 299 | 0 2751 | 0 0049 | 525 0484 | 0 1528 | 0 013 |
| Excavators | 2010 | 2010Excavators250 | 250 | 0 3546 | 5 78636 | 1 45526 | 0 1818 | 0 1673 | 0 0049 | 525 2427 | 0 1529 | 0 013 |
| Excavators | 2010 | 2010Excavators500 | 500 | 0 2655 | 4 38582 | 1 44794 | 0 1435 | 0 132 | 0 0049 | 522 2909 | 0 152 | 0 013 |
| Excavators | 2010 | 2010Excavators750 | 750 | 0 2756 | 4 52996 | 1 53784 | 0 1487 | 0 1368 | 0 0048 | 520 4269 | 0 1515 | 0 013 |
| Excavators | 2011 | 2011Excavators25 | 25 | 0 8398 | 5 21824 | 4 67202 | 0 4129 | 0 3798 | 0 0054 | 582 8586 | 0 1701 | 0 015 |
| Excavators | 2011 | 2011Excavators50 | 50 | 0 8398 | 5 21824 | 4 67202 | 0 4129 | 0 3798 | 0 0054 | 582 8586 | 0 1701 | 0 015 |
| Excavators | 2011 | 2011Excavators120 | 120 | 0 5673 | 5 70006 | 3 65807 | 0 4358 | 0 4009 | 0 0048 | 517 4139 | 0 151 | 0 013 |
| Excavators | 2011 | 2011Excavators175 | 175 | 0 4481 | 5 44943 | 3 15702 | 0 2776 | 0 2554 | 0 0049 | 523 5178 | 0 1528 | 0 013 |
| Excavators | 2011 | 2011Excavators250 | 250 | 0 3364 | 5 41822 | 1 41809 | 0 1706 | 0 1569 | 0 0049 | 523 6886 | 0 1528 | 0 013 |
| Excavators | 2011 | 2011Excavators500 | 500 | 0 2549 | 4 1131 | 1 41288 | 0 1332 | 0 1226 | 0 0049 | 521 2972 | 0 1521 | 0 013 |
| Excavators | 2011 | 2011Excavators750 | 750 | 0 274 | 4 42127 | 1 47034 | 0 1457 | 0 1341 | 0 0048 | 519 1221 | 0 1515 | 0 013 |
| Excavators | 2012 | 2012Excavators25 | 25 | 0 8555 | 5 19511 | 4 79179 | 0 4123 | 0 3793 | 0 0054 | 581 4648 | 0 1701 | 0 015 |
| Excavators | 2012 | 2012Excavators50 | 50 | 0 8555 | 5 19511 | 4 79179 | 0 4123 | 0 3793 | 0 0054 | 581 4648 | 0 1701 | 0 015 |
| Excavators | 2012 | 2012Excavators120 | 120 | 0 5668 | 5 63138 | 3 68099 | 0 4336 | 0 3989 | 0 0048 | 516 083 | 0 151 | 0 013 |
| Excavators | 2012 | 2012Excavators175 | 175 | 0 4492 | 5 38897 | 3 17839 | 0 275 | 0 253 | 0 0049 | 522 0959 | 0 1527 | 0 013 |
| Excavators | 2012 | 2012Excavators250 | 250 | 0 3383 | 5 32577 | 1 42562 | 0 1687 | 0 1552 | 0 0049 | 522 4958 | 0 1529 | 0 013 |
| Excavators | 2012 | 2012Excavators500 | 500 | 0 2592 | 4 05714 | 1 4255 | 0 1313 | 0 1208 | 0 0049 | 520 034 | 0 1521 | 0 013 |
| Excavators | 2012 | 2012Excavators750 | 750 | 0 2808 | 4 3898 | 1 47962 | 0 1452 | 0 1336 | 0 0048 | 517 8167 | 0 1515 | 0 013 |
| Excavators | 2013 | 2013Excavators25 | 25 | 0 8364 | 5 0526 | 4 80774 | 0 3931 | 0 3616 | 0 0054 | 578 236 | 0 17 | 0 015 |
| Excavators | 2013 | 2013Excavators50 | 50 | 0 8364 | 5 0526 | 4 80774 | 0 3931 | 0 3616 | 0 0054 | 578 236 | 0 17 | 0 015 |
| Excavators | 2013 | 2013Excavators120 | 120 | 0 5369 | 5 3703 | 3 66866 | 0 4043 | 0 372 | 0 0048 | 513 7321 | 0 151 | 0 013 |
| Excavators | 2013 | 2013Excavators175 | 175 | 0 4234 | 5 08991 | 3 16966 | 0 2536 | 0 2332 | 0 0049 | 519 496 | 0 1527 | 0 013 |
| Excavators | 2013 | 2013Excavators250 | 250 | 0 3225 | 4 93756 | 1 40068 | 0 1572 | 0 1446 | 0 0049 | 519 8753 | 0 1529 | 0 013 |
| Excavators | 2013 | 2013Excavators500 | 500 | 0 2483 | 3 73509 | 1 38754 | 0 1208 | 0 1111 | 0 0049 | 517 7809 | 0 1522 | 0 013 |
| Excavators | 2013 | 2013Excavators750 | 750 | 0 2536 | 3 92892 | 1 36166 | 0 1262 | 0 1161 | 0 0048 | 514 1872 | 0 1512 | 0 013 |
| Excavators | 2014 | 2014Excavators25 | 25 | 0 8251 | 4 96504 | 4 84434 | 0 3802 | 0 3498 | 0 0054 | 575 2674 | 0 17 | 0 015 |
| Excavators | 2014 | 2014Excavators50 | 50 | 0 8251 | 4 96504 | 4 84434 | 0 3802 | 0 3498 | 0 0054 | 575 2674 | 0 17 | 0 015 |
| Excavators | 2014 | 2014Excavators120 | 120 | 0 513 | 5 13137 | 3 66313 | 0 3824 | 0 3518 | 0 0048 | 511 3057 | 0 1511 | 0 013 |
| Excavators | 2014 | 2014Excavators175 | 175 | 0 39 | 4 65701 | 3 15438 | 0 2289 | 0 2106 | 0 0049 | 516 9066 | 0 1528 | 0 013 |
| Excavators | 2014 | 2014Excavators250 | 250 | 0 2942 | 4 37384 | 1 34557 | 0 1388 | 0 1277 | 0 0049 | 517 3234 | 0 1529 | 0 013 |
| Excavators | 2014 | 2014Excavators500 | 500 | 0 2327 | 3 35284 | 1 32721 | 0 108 | 0 0994 | 0 0049 | 515 2151 | 0 1523 | 0 013 |
| Excavators | 2014 | 2014Excavators750 | 750 | 0 2387 | 3 54089 | 1 34745 | 0 1143 | 0 1052 | 0 0048 | 511 9453 | 0 1513 | 0 013 |
| Excavators | 2015 | 2015Excavators25 | 25 | 0 8328 | 4 91817 | 4 92488 | 0 3747 | 0 3447 | 0 0054 | 569 5116 | 0 17 | 0 015 |
| Excavators | 2015 | 2015Excavators50 | 50 | 0 8328 | 4 91817 | 4 92488 | 0 3747 | 0 3447 | 0 0054 | 569 5116 | 0 17 | 0 015 |
| Excavators | 2015 | 2015Excavators120 | 120 | 0 5071 | 5 01907 | 3 67943 | 0 3735 | 0 3436 | 0 0048 | 506 1727 | 0 1511 | 0 013 |
| Excavators | 2015 | 2015Excavators175 | 175 | 0 3837 | 4 4807 | 3 16762 | 0 2212 | 0 2035 | 0 0049 | 511 6869 | 0 1528 | 0 013 |
| Excavators | 2015 | 2015Excavators250 | 250 | 0 2887 | 4 18222 | 1 33148 | 0 1331 | 0 1224 | 0 0049 | 512 0555 | 0 1529 | 0 013 |
| Excavators | 2015 | 2015Excavators500 | 500 | 0 232 | 3 21395 | 1 31662 | 0 1042 | 0 0959 | 0 0049 | 509 8675 | 0 1522 | 0 013 |
| Excavators | 2015 | 2015Excavators750 | 750 | 0 2421 | 3 47287 | 1 35372 | 0 1129 | 0 1039 | 0 0048 | 506 6816 | 0 1513 | 0 013 |
| Excavators | 2016 | 2016Excavators25 | 25 | 0 8151 | 4 82432 | 4 94198 | 0 3586 | 0 3299 | 0 0054 | 563 8026 | 0 1701 | 0 014 |
| Excavators | 2016 | 2016Excavators50 | 50 | 0 8151 | 4 82432 | 4 94198 | 0 3586 | 0 3299 | 0 0054 | 563 8026 | 0 1701 | 0 014 |
| Excavators | 2016 | 2016Excavators120 | 120 | 0 4756 | 4 70806 | 3 66066 | 0 3441 | 0 3166 | 0 0048 | 500 9659 | 0 1511 | 0 013 |
| Excavators | 2016 | 2016Excavators175 | 175 | 0 3575 | 4 08095 | 3 15771 | 0 2008 | 0 1847 | 0 0049 | 506 495 | 0 1528 | 0 013 |
| Excavators | 2016 | 2016Excavators250 | 250 | 0 2622 | 3 66736 | 1 27749 | 0 1158 | 0 1065 | 0 0049 | 506 544 | 0 1528 | 0 013 |
| Excavators | 2016 | 2016Excavators500 | 500 | 0 2132 | 2 81451 | 1 23344 | 0 0906 | 0 0834 | 0 0049 | 504 2899 | 0 1521 | 0 013 |
| Excavators | 2016 | 2016Excavators750 | 750 | 0 2417 | 3 35762 | 1 34881 | 0 1102 | 0 1014 | 0 0048 | 501 6596 | 0 1513 | 0 013 |
| Excavators | 2017 | 2017Excavators25 | 25 | 0 7709 | 4 67818 | 4 88904 | 0 3319 | 0 3053 | 0 0054 | 554 9101 | 0 17 | 0 014 |
| Excavators | 2017 | 2017Excavators50 | 50 | 0 7709 | 4 67818 | 4 88904 | 0 3319 | 0 3053 | 0 0054 | 554 9101 | 0 17 | 0 014 |
| Excavators | 2017 | 2017Excavators120 | 120 | 0 4399 | 4 37952 | 3 63939 | 0 3103 | 0 2855 | 0 0048 | 493 409 | 0 1512 | 0 013 |
| Excavators | 2017 | 2017Excavators175 | 175 | 0 3336 | 3 69967 | 3 15091 | 0 182 | 0 1675 | 0 0049 | 498 5222 | 0 1527 | 0 013 |
| Excavators | 2017 | 2017Excavators250 | 250 | 0 2467 | 3 31872 | 1 24911 | 0 1051 | 0 0967 | 0 0049 | 498 4364 | 0 1527 | 0 013 |
| Excavators | 2017 | 2017Excavators500 | 500 | 0 1998 | 2 50715 | 1 19852 | 0 0811 | 0 0746 | 0 0049 | 496 8098 | 0 1522 | 0 013 |
| Excavators | 2017 | 2017Excavators750 | 750 | 0 2099 | 2 71934 | 1 22803 | 0 0899 | 0 0827 | 0 0048 | 494 5496 | 0 1515 | 0 013 |
| Excavators | 2018 | 2018Excavators25 | 25 | 0 6874 | 4 39518 | 4 70022 | 0 2841 | 0 2614 | 0 0054 | 545 3468 | 0 1698 | 0 014 |
| Excavators | 2018 | 2018Excavators50 | 50 | 0 6874 | 4 39518 | 4 70022 | 0 2841 | 0 2614 | 0 0054 | 545 3468 | 0 1698 | 0 014 |
| Excavators | 2018 | 2018Excavators120 | 120 | 0 3681 | 3 76366 | 3 56214 | 0 2505 | 0 2304 | 0 0048 | 486 056 | 0 1513 | 0 012 |
| Excavators | 2018 | 2018Excavators175 | 175 | 0 2731 | 2 92361 | 3 09338 | 0 1418 | 0 1304 | 0 0049 | 490 6725 | 0 1528 | 0 013 |
| Excavators | 2018 | 2018Excavators250 | 250 | 0 2019 | 2 59377 | 1 15209 | 0 0788 | 0 0725 | 0 0049 | 490 2569 | 0 1526 | 0 013 |
| Excavators | 2018 | 2018Excavators500 | 500 | 0 1746 | 2 05045 | 1 13951 | 0 0664 | 0 0611 | 0 0049 | 489 1025 | 0 1523 | 0 013 |
| Excavators | 2018 | 2018Excavators750 | 750 | 0 1889 | 2 26567 | 1 22359 | 0 0759 | 0 0698 | 0 0048 | 487 6528 | 0 1518 | 0 012 |
| Excavators | 2019 | 2019Excavators25 | 25 | 0 6374 | 4 19867 | 4 59698 | 0 2503 | 0 2303 | 0 0054 | 536 9132 | 0 1699 | 0 014 |
| Excavators | 2019 | 2019Excavators50 | 50 | 0 6374 | 4 19867 | 4 59698 | 0 2503 | 0 2303 | 0 0054 | 536 9132 | 0 1699 | 0 014 |
| Excavators | 2019 | 2019Excavators120 | 120 | 0 3248 | 3 36874 | 3 52421 | 0 2107 | 0 1938 | 0 0048 | 478 2452 | 0 1513 | 0 012 |
| Excavators | 2019 | 2019Excavators175 | 175 | 0 2462 | 2 53264 | 3 08163 | 0 1221 | 0 1124 | 0 0049 | 482 6838 | 0 1527 | 0 012 |
| Excavators | 2019 | 2019Excavators250 | 250 | 0 1856 | 2 24187 | 1 12671 | 0 068 | 0 0625 | 0 0049 | 482 2503 | 0 1526 | 0 012 |
| Excavators | 2019 | 2019Excavators500 | 500 | 0 1621 | 1 77986 | 1 1135 | 0 0578 | 0 0532 | 0 0049 | 481 2361 | 0 1523 | 0 012 |
| Excavators | 2019 | 2019Excavators750 | 750 | 0 1762 | 1 98661 | 1 17289 | 0 0671 | 0 0618 | 0 0048 | 479 2876 | 0 1516 | 0 012 |
| Excavators | 2020 | 2020Excavators25 | 25 | 0 5932 | 4 03131 | 4 50032 | 0 2222 | 0 2044 | 0 0054 | 525 3675 | 0 1699 | 0 013 |
| Excavators | 2020 | 2020Excavators50 | 50 | 0 5932 | 4 03131 | 4 50032 | 0 2222 | 0 2044 | 0 0054 | 525 3675 | 0 1699 | 0 013 |
| Excavators | 2020 | 2020Excavators120 | 120 | 0 2992 | 3 08964 | 3 50495 | 0 1848 | 0 17 | 0 0048 | 468 0546 | 0 1514 | 0 012 |
| Excavators | 2020 | 2020Excavators175 | 175 | 0 2314 | 2 27838 | 3 08597 | 0 1104 | 0 1015 | 0 0049 | 472 2891 | 0 1527 | 0 012 |
| Excavators | 2020 | 2020Excavators250 | 250 | 0 1774 | 2 02738 | 1 11778 | 0 0614 | 0 0565 | 0 0049 | 471 8828 | 0 1526 | 0 012 |

| | | | | | | | | | | | | |
|---|---|---|---|---|---|---|---|---|---|---|---|---|
| Excavators | 2020 | 2020Excavators500 | 500 | 0.1534 | 1.57199 | 1.1016 | 0.0518 | 0.0476 | 0.0049 | 470.2956 | 0.1521 | 0.012 |
| Excavators | 2020 | 2020Excavators750 | 750 | 0.1697 | 1.79718 | 1.14543 | 0.0612 | 0.0563 | 0.0048 | 468.8706 | 0.1516 | 0.012 |
| Excavators | 2021 | 2021Excavators25 | 25 | 0.5624 | 3.91866 | 4.46094 | 0.2016 | 0.1855 | 0.0054 | 525.3774 | 0.1699 | 0.013 |
| Excavators | 2021 | 2021Excavators50 | 50 | 0.5624 | 3.91866 | 4.46094 | 0.2016 | 0.1855 | 0.0054 | 525.3774 | 0.1699 | 0.013 |
| Excavators | 2021 | 2021Excavators120 | 120 | 0.275 | 2.84891 | 3.49196 | 0.1606 | 0.1478 | 0.0048 | 467.7906 | 0.1513 | 0.012 |
| Excavators | 2021 | 2021Excavators175 | 175 | 0.2164 | 2.03357 | 3.08975 | 0.0986 | 0.0907 | 0.0049 | 472.3586 | 0.1528 | 0.012 |
| Excavators | 2021 | 2021Excavators250 | 250 | 0.1628 | 1.70572 | 1.10324 | 0.0523 | 0.0481 | 0.0049 | 471.7931 | 0.1526 | 0.012 |
| Excavators | 2021 | 2021Excavators500 | 500 | 0.143 | 1.33174 | 1.08777 | 0.0446 | 0.041 | 0.0049 | 469.6156 | 0.1519 | 0.012 |
| Excavators | 2021 | 2021Excavators750 | 750 | 0.1653 | 1.61856 | 1.14978 | 0.0562 | 0.0517 | 0.0049 | 469.547 | 0.1519 | 0.012 |
| Excavators | 2022 | 2022Excavators25 | 25 | 0.4779 | 3.70039 | 4.27341 | 0.1597 | 0.1469 | 0.0054 | 525.4468 | 0.1699 | 0.013 |
| Excavators | 2022 | 2022Excavators50 | 50 | 0.4779 | 3.70039 | 4.27341 | 0.1597 | 0.1469 | 0.0054 | 525.4468 | 0.1699 | 0.013 |
| Excavators | 2022 | 2022Excavators120 | 120 | 0.2517 | 2.60649 | 3.47329 | 0.1375 | 0.1265 | 0.0048 | 467.6256 | 0.1512 | 0.012 |
| Excavators | 2022 | 2022Excavators175 | 175 | 0.1912 | 1.6781 | 3.074 | 0.0811 | 0.0746 | 0.0049 | 472.1917 | 0.1527 | 0.012 |
| Excavators | 2022 | 2022Excavators250 | 250 | 0.1484 | 1.38616 | 1.09157 | 0.0435 | 0.04 | 0.0049 | 472.0412 | 0.1527 | 0.012 |
| Excavators | 2022 | 2022Excavators500 | 500 | 0.1279 | 1.03988 | 1.06126 | 0.0349 | 0.0321 | 0.0049 | 469.7105 | 0.1519 | 0.012 |
| Excavators | 2022 | 2022Excavators750 | 750 | 0.1499 | 1.2865 | 1.144 | 0.0472 | 0.0434 | 0.0048 | 469.2892 | 0.1518 | 0.012 |
| Excavators | 2023 | 2023Excavators25 | 25 | 0.4502 | 3.59356 | 4.23393 | 0.1394 | 0.1283 | 0.0054 | 525.4286 | 0.1699 | 0.013 |
| Excavators | 2023 | 2023Excavators50 | 50 | 0.4502 | 3.59356 | 4.23393 | 0.1394 | 0.1283 | 0.0054 | 525.4286 | 0.1699 | 0.013 |
| Excavators | 2023 | 2023Excavators120 | 120 | 0.2301 | 2.38066 | 3.45367 | 0.1162 | 0.1069 | 0.0048 | 467.1573 | 0.1511 | 0.012 |
| Excavators | 2023 | 2023Excavators175 | 175 | 0.1782 | 1.46245 | 3.07648 | 0.0716 | 0.0659 | 0.0049 | 472.277 | 0.1527 | 0.012 |
| Excavators | 2023 | 2023Excavators250 | 250 | 0.142 | 1.20943 | 1.08965 | 0.0387 | 0.0356 | 0.0049 | 472.2131 | 0.1527 | 0.012 |
| Excavators | 2023 | 2023Excavators500 | 500 | 0.122 | 0.89311 | 1.05093 | 0.0302 | 0.0278 | 0.0049 | 469.8892 | 0.152 | 0.012 |
| Excavators | 2023 | 2023Excavators750 | 750 | 0.1439 | 1.15865 | 1.13199 | 0.0432 | 0.0398 | 0.0048 | 468.6826 | 0.1516 | 0.012 |
| Excavators | 2024 | 2024Excavators25 | 25 | 0.4165 | 3.50816 | 4.20529 | 0.1195 | 0.11 | 0.0054 | 525.979 | 0.1701 | 0.013 |
| Excavators | 2024 | 2024Excavators50 | 50 | 0.4165 | 3.50816 | 4.20529 | 0.1195 | 0.11 | 0.0054 | 525.979 | 0.1701 | 0.013 |
| Excavators | 2024 | 2024Excavators120 | 120 | 0.2172 | 2.24781 | 3.45322 | 0.1023 | 0.0942 | 0.0048 | 467.3843 | 0.1512 | 0.012 |
| Excavators | 2024 | 2024Excavators175 | 175 | 0.1702 | 1.32479 | 3.08336 | 0.0653 | 0.06 | 0.0049 | 472.4279 | 0.1528 | 0.012 |
| Excavators | 2024 | 2024Excavators250 | 250 | 0.1389 | 1.10808 | 1.0899 | 0.0358 | 0.0329 | 0.0049 | 472.4415 | 0.1528 | 0.012 |
| Excavators | 2024 | 2024Excavators500 | 500 | 0.1211 | 0.83129 | 1.05369 | 0.0287 | 0.0264 | 0.0049 | 469.7108 | 0.1519 | 0.012 |
| Excavators | 2024 | 2024Excavators750 | 750 | 0.142 | 1.10467 | 1.13421 | 0.0406 | 0.0374 | 0.0048 | 468.652 | 0.1516 | 0.012 |
| Excavators | 2025 | 2025Excavators25 | 25 | 0.4033 | 3.45298 | 4.21941 | 0.1074 | 0.0988 | 0.0054 | 525.7772 | 0.17 | 0.013 |
| Excavators | 2025 | 2025Excavators50 | 50 | 0.4033 | 3.45298 | 4.21941 | 0.1074 | 0.0988 | 0.0054 | 525.7772 | 0.17 | 0.013 |
| Excavators | 2025 | 2025Excavators120 | 120 | 0.2006 | 2.08246 | 3.43876 | 0.0853 | 0.0784 | 0.0048 | 466.7376 | 0.151 | 0.012 |
| Excavators | 2025 | 2025Excavators175 | 175 | 0.1578 | 1.15367 | 3.078 | 0.0566 | 0.052 | 0.0049 | 472.4964 | 0.1528 | 0.012 |
| Excavators | 2025 | 2025Excavators250 | 250 | 0.1307 | 0.96211 | 1.08136 | 0.0316 | 0.0291 | 0.0049 | 472.5599 | 0.1528 | 0.012 |
| Excavators | 2025 | 2025Excavators500 | 500 | 0.1152 | 0.72641 | 1.05072 | 0.0257 | 0.0236 | 0.0049 | 470.2915 | 0.1521 | 0.012 |
| Excavators | 2025 | 2025Excavators750 | 750 | 0.1389 | 1.02571 | 1.13484 | 0.038 | 0.0349 | 0.0048 | 468.5582 | 0.1515 | 0.012 |
| Excavators | 2030 | 2030Excavators25 | 25 | 0.685 | 4.332 | 2.339 | 0.161 | 0.161 | 0.007 | 568.299 | 0.061 | 0.015 |
| Excavators | 2030 | 2030Excavators50 | 50 | 0.602 | 3.393 | 5.309 | 0.038 | 0.038 | 0.007 | 568.299 | 0.054 | 0.015 |
| Excavators | 2030 | 2030Excavators120 | 120 | 0.301 | 1.676 | 3.806 | 0.034 | 0.034 | 0.006 | 568.299 | 0.027 | 0.015 |
| Excavators | 2030 | 2030Excavators175 | 175 | 0.213 | 0.525 | 3.362 | 0.023 | 0.023 | 0.006 | 568.299 | 0.019 | 0.015 |
| Excavators | 2030 | 2030Excavators250 | 250 | 0.203 | 0.452 | 1.145 | 0.016 | 0.016 | 0.006 | 568.299 | 0.018 | 0.015 |
| Excavators | 2030 | 2030Excavators500 | 500 | 0.202 | 0.433 | 1.088 | 0.016 | 0.016 | 0.005 | 568.299 | 0.018 | 0.015 |
| Excavators | 2030 | 2030Excavators750 | 750 | 0.202 | 0.437 | 1.088 | 0.016 | 0.016 | 0.005 | 568.299 | 0.018 | 0.015 |
| Excavators | 2035 | 2035Excavators25 | 25 | 0.685 | 4.332 | 2.339 | 0.161 | 0.161 | 0.007 | 568.299 | 0.061 | 0.015 |
| Excavators | 2035 | 2035Excavators50 | 50 | 0.572 | 3.323 | 5.287 | 0.024 | 0.024 | 0.007 | 568.299 | 0.051 | 0.015 |
| Excavators | 2035 | 2035Excavators120 | 120 | 0.284 | 1.551 | 3.802 | 0.021 | 0.021 | 0.006 | 568.299 | 0.025 | 0.015 |
| Excavators | 2035 | 2035Excavators175 | 175 | 0.197 | 0.365 | 3.363 | 0.015 | 0.015 | 0.006 | 568.299 | 0.017 | 0.015 |
| Excavators | 2035 | 2035Excavators250 | 250 | 0.195 | 0.342 | 1.145 | 0.013 | 0.013 | 0.006 | 568.3 | 0.017 | 0.015 |
| Excavators | 2035 | 2035Excavators500 | 500 | 0.195 | 0.337 | 1.089 | 0.013 | 0.013 | 0.005 | 568.299 | 0.017 | 0.015 |
| Excavators | 2035 | 2035Excavators750 | 750 | 0.195 | 0.338 | 1.088 | 0.013 | 0.013 | 0.005 | 568.299 | 0.017 | 0.015 |
| Excavators | 2040 | 2040Excavators25 | 25 | 0.685 | 4.332 | 2.339 | 0.161 | 0.161 | 0.007 | 568.3 | 0.061 | 0.015 |
| Excavators | 2040 | 2040Excavators50 | 50 | 0.567 | 3.29 | 5.283 | 0.019 | 0.019 | 0.007 | 568.299 | 0.051 | 0.015 |
| Excavators | 2040 | 2040Excavators120 | 120 | 0.279 | 1.507 | 3.802 | 0.017 | 0.017 | 0.006 | 568.299 | 0.025 | 0.015 |
| Excavators | 2040 | 2040Excavators175 | 175 | 0.193 | 0.311 | 3.363 | 0.013 | 0.013 | 0.006 | 568.299 | 0.017 | 0.015 |
| Excavators | 2040 | 2040Excavators250 | 250 | 0.192 | 0.3 | 1.145 | 0.011 | 0.011 | 0.006 | 568.299 | 0.017 | 0.015 |
| Excavators | 2040 | 2040Excavators500 | 500 | 0.192 | 0.3 | 1.089 | 0.011 | 0.011 | 0.005 | 568.299 | 0.017 | 0.015 |
| Excavators | 2040 | 2040Excavators750 | 750 | 0.192 | 0.3 | 1.089 | 0.011 | 0.011 | 0.005 | 568.299 | 0.017 | 0.015 |
| Forklifts | 1990 | 1990Forklifts50 | 50 | 4.826 | 7.952 | 9.773 | 1.266 | 1.266 | 0.692 | 568.299 | 0.435 | 0.015 |
| Forklifts | 1990 | 1990Forklifts120 | 120 | 2.326 | 14.699 | 5.638 | 1.32 | 1.32 | 0.628 | 568.3 | 0.209 | 0.015 |
| Forklifts | 1990 | 1990Forklifts175 | 175 | 1.537 | 12.932 | 4.938 | 0.849 | 0.849 | 0.602 | 568.299 | 0.138 | 0.015 |
| Forklifts | 1990 | 1990Forklifts250 | 250 | 1.537 | 12.932 | 4.938 | 0.849 | 0.849 | 0.602 | 568.299 | 0.138 | 0.015 |
| Forklifts | 1990 | 1990Forklifts500 | 500 | 1.365 | 12.267 | 10.853 | 0.73 | 0.73 | 0.525 | 568.299 | 0.123 | 0.015 |
| Forklifts | 2000 | 2000Forklifts50 | 50 | 4.461 | 7.035 | 9.216 | 0.934 | 0.934 | 0.065 | 568.3 | 0.402 | 0.015 |
| Forklifts | 2000 | 2000Forklifts120 | 120 | 1.75 | 9.75 | 4.459 | 0.882 | 0.882 | 0.059 | 568.299 | 0.157 | 0.015 |
| Forklifts | 2000 | 2000Forklifts175 | 175 | 1.188 | 9.001 | 3.519 | 0.502 | 0.502 | 0.057 | 568.299 | 0.107 | 0.015 |
| Forklifts | 2000 | 2000Forklifts250 | 250 | 0.926 | 8.546 | 2.534 | 0.372 | 0.372 | 0.057 | 568.299 | 0.083 | 0.015 |
| Forklifts | 2000 | 2000Forklifts500 | 500 | 0.848 | 8.126 | 3.255 | 0.333 | 0.333 | 0.049 | 568.299 | 0.076 | 0.015 |
| Forklifts | 2005 | 2005Forklifts50 | 50 | 4.108 | 6.62 | 8.778 | 0.891 | 0.891 | 0.065 | 568.299 | 0.37 | 0.015 |
| Forklifts | 2005 | 2005Forklifts120 | 120 | 1.612 | 8.602 | 4.35 | 0.876 | 0.876 | 0.059 | 568.299 | 0.145 | 0.015 |
| Forklifts | 2005 | 2005Forklifts175 | 175 | 1.061 | 7.94 | 3.418 | 0.475 | 0.475 | 0.057 | 568.299 | 0.095 | 0.015 |
| Forklifts | 2005 | 2005Forklifts250 | 250 | 0.666 | 7.367 | 1.693 | 0.253 | 0.253 | 0.057 | 568.299 | 0.06 | 0.015 |
| Forklifts | 2005 | 2005Forklifts500 | 500 | 0.591 | 6.611 | 1.803 | 0.23 | 0.23 | 0.049 | 568.299 | 0.053 | 0.015 |
| Forklifts | 2010 | 2010Forklifts50 | 50 | 2.3915 | 6.31187 | 7.62516 | 0.7289 | 0.6706 | 0.0054 | 583.8704 | 0.17 | 0.015 |
| Forklifts | 2010 | 2010Forklifts120 | 120 | 0.8785 | 7.63494 | 4.10764 | 0.6245 | 0.5746 | 0.0049 | 523.9205 | 0.1525 | 0.013 |
| Forklifts | 2010 | 2010Forklifts175 | 175 | 0.6426 | 7.24303 | 3.54812 | 0.3885 | 0.3574 | 0.0049 | 524.5625 | 0.1527 | 0.013 |
| Forklifts | 2010 | 2010Forklifts250 | 250 | 0.7165 | 8.49545 | 2.88991 | 0.3977 | 0.3658 | 0.0049 | 525.9172 | 0.1531 | 0.013 |
| Forklifts | 2010 | 2010Forklifts500 | 500 | 0.6845 | 8.13812 | 5.79345 | 0.3811 | 0.3506 | 0.0049 | 526.239 | 0.1532 | 0.013 |
| Forklifts | 2011 | 2011Forklifts50 | 50 | 2.329 | 6.26642 | 7.5619 | 0.7146 | 0.6574 | 0.0054 | 582.4107 | 0.17 | 0.015 |
| Forklifts | 2011 | 2011Forklifts120 | 120 | 0.8601 | 7.45983 | 4.10232 | 0.6169 | 0.5675 | 0.0049 | 522.6107 | 0.1525 | 0.013 |
| Forklifts | 2011 | 2011Forklifts175 | 175 | 0.6381 | 7.14122 | 3.55732 | 0.3854 | 0.3545 | 0.0049 | 523.2511 | 0.1527 | 0.013 |
| Forklifts | 2011 | 2011Forklifts250 | 250 | 0.6886 | 8.17495 | 2.77115 | 0.3809 | 0.3505 | 0.0049 | 524.6024 | 0.1531 | 0.013 |
| Forklifts | 2011 | 2011Forklifts500 | 500 | 0.6614 | 7.84 | 5.42187 | 0.3677 | 0.3383 | 0.0049 | 524.9234 | 0.1532 | 0.013 |
| Forklifts | 2012 | 2012Forklifts50 | 50 | 2.3536 | 6.27736 | 7.68036 | 0.7204 | 0.6628 | 0.0054 | 580.951 | 0.17 | 0.015 |
| Forklifts | 2012 | 2012Forklifts120 | 120 | 0.8626 | 7.43066 | 4.13104 | 0.6201 | 0.5705 | 0.0049 | 521.3009 | 0.1525 | 0.013 |
| Forklifts | 2012 | 2012Forklifts175 | 175 | 0.6427 | 7.11981 | 3.58413 | 0.3873 | 0.3563 | 0.0049 | 521.9397 | 0.1527 | 0.013 |
| Forklifts | 2012 | 2012Forklifts250 | 250 | 0.6926 | 8.14199 | 2.77846 | 0.3808 | 0.3504 | 0.0049 | 523.2876 | 0.1531 | 0.013 |
| Forklifts | 2012 | 2012Forklifts500 | 500 | 0.6681 | 7.85628 | 5.42806 | 0.3693 | 0.3398 | 0.0049 | 523.6078 | 0.1532 | 0.013 |
| Forklifts | 2013 | 2013Forklifts50 | 50 | 2.2318 | 6.14743 | 7.4937 | 0.6887 | 0.6336 | 0.0054 | 578.0317 | 0.17 | 0.015 |
| Forklifts | 2013 | 2013Forklifts120 | 120 | 0.8376 | 7.21545 | 4.11855 | 0.6033 | 0.555 | 0.0049 | 518.6813 | 0.1525 | 0.013 |
| Forklifts | 2013 | 2013Forklifts175 | 175 | 0.625 | 6.90229 | 3.57971 | 0.3747 | 0.3447 | 0.0049 | 519.3169 | 0.1527 | 0.013 |
| Forklifts | 2013 | 2013Forklifts250 | 250 | 0.6609 | 7.77338 | 2.67477 | 0.3604 | 0.3316 | 0.0049 | 520.658 | 0.1531 | 0.013 |
| Forklifts | 2013 | 2013Forklifts500 | 500 | 0.577 | 6.91072 | 4.6871 | 0.3139 | 0.2888 | 0.0049 | 520.9766 | 0.1532 | 0.013 |
| Forklifts | 2014 | 2014Forklifts50 | 50 | 2.1135 | 6.00609 | 7.32058 | 0.6563 | 0.6038 | 0.0054 | 575.1123 | 0.17 | 0.015 |
| Forklifts | 2014 | 2014Forklifts120 | 120 | 0.7945 | 6.84833 | 4.07936 | 0.5737 | 0.5278 | 0.0049 | 516.0617 | 0.1525 | 0.013 |
| Forklifts | 2014 | 2014Forklifts175 | 175 | 0.5782 | 6.35205 | 3.52073 | 0.3451 | 0.3175 | 0.0049 | 516.694 | 0.1527 | 0.013 |
| Forklifts | 2014 | 2014Forklifts250 | 250 | 0.6146 | 7.27612 | 2.50114 | 0.3301 | 0.3037 | 0.0049 | 518.0284 | 0.1531 | 0.013 |
| Forklifts | 2014 | 2014Forklifts500 | 500 | 0.5413 | 6.35258 | 4.25186 | 0.2891 | 0.266 | 0.0049 | 518.3454 | 0.1532 | 0.013 |
| Forklifts | 2015 | 2015Forklifts50 | 50 | 2.0729 | 5.93143 | 7.29982 | 0.6428 | 0.5914 | 0.0054 | 569.2736 | 0.17 | 0.015 |
| Forklifts | 2015 | 2015Forklifts120 | 120 | 0.7684 | 6.60091 | 4.06346 | 0.5545 | 0.5101 | 0.0049 | 510.8225 | 0.1525 | 0.013 |
| Forklifts | 2015 | 2015Forklifts175 | 175 | 0.5656 | 6.13482 | 3.51969 | 0.3348 | 0.308 | 0.0049 | 511.4484 | 0.1527 | 0.013 |
| Forklifts | 2015 | 2015Forklifts250 | 250 | 0.5647 | 6.69668 | 2.32501 | 0.2978 | 0.274 | 0.0049 | 512.7693 | 0.1531 | 0.013 |
| Forklifts | 2015 | 2015Forklifts500 | 500 | 0.4536 | 5.33227 | 3.29951 | 0.2368 | 0.2178 | 0.0049 | 513.083 | 0.1532 | 0.013 |
| Forklifts | 2016 | 2016Forklifts50 | 50 | 1.8636 | 5.66211 | 6.93473 | 0.5832 | 0.5365 | 0.0054 | 563.4349 | 0.17 | 0.014 |
| Forklifts | 2016 | 2016Forklifts120 | 120 | 0.7229 | 6.22192 | 4.02311 | 0.5203 | 0.4786 | 0.0049 | 505.5833 | 0.1525 | 0.013 |
| Forklifts | 2016 | 2016Forklifts175 | 175 | 0.5299 | 5.67466 | 3.47253 | 0.3101 | 0.2853 | 0.0049 | 506.2028 | 0.1527 | 0.013 |
| Forklifts | 2016 | 2016Forklifts250 | 250 | 0.5394 | 6.3530 | 2.2263 | 0.2799 | 0.2575 | 0.0049 | 507.5101 | 0.1531 | 0.0130 |
| Forklifts | 2016 | 2016Forklifts500 | 500 | 0.3526 | 4.04212 | 2.57209 | 0.1737 | 0.1598 | 0.0049 | 507.8206 | 0.1532 | 0.013 |
| Forklifts | 2017 | 2017Forklifts50 | 50 | 1.7031 | 5.45035 | 6.67251 | 0.5355 | 0.4927 | 0.0054 | 554.6769 | 0.17 | 0.014 |
| Forklifts | 2017 | 2017Forklifts120 | 120 | 0.6719 | 5.81772 | 3.97881 | 0.48 | 0.4416 | 0.0049 | 497.7245 | 0.1525 | 0.013 |
| Forklifts | 2017 | 2017Forklifts175 | 175 | 0.508 | 5.36215 | 3.45188 | 0.2937 | 0.2702 | 0.0049 | 498.3344 | 0.1527 | 0.013 |
| Forklifts | 2017 | 2017Forklifts250 | 250 | 0.4957 | 5.75116 | 2.0923 | 0.2518 | 0.2316 | 0.0049 | 499.6213 | 0.1531 | 0.013 |
| Forklifts | 2017 | 2017Forklifts500 | 500 | 0.3377 | 3.7797 | 2.50803 | 0.1613 | 0.1484 | 0.0049 | 499.927 | 0.1532 | 0.013 |

| | | | | | | | | | | | | |
|---|---|---|---|---|---|---|---|---|---|---|---|---|
| Forklifts | 2018 | 2018Forklifts50 | 50 | 1.3934 | 5.05181 | 6.10276 | 0.4466 | 0.4109 | 0.0054 | 545.9188 | 0.17 | 0.014 |
| Forklifts | 2018 | 2018Forklifts120 | 120 | 0.5674 | 5.0153 | 3.85819 | 0.4002 | 0.3682 | 0.0049 | 489.8657 | 0.1525 | 0.013 |
| Forklifts | 2018 | 2018Forklifts175 | 175 | 0.4272 | 4.42984 | 3.33646 | 0.2412 | 0.2219 | 0.0049 | 490.4659 | 0.1527 | 0.013 |
| Forklifts | 2018 | 2018Forklifts250 | 250 | 0.4252 | 4.93757 | 1.83475 | 0.2072 | 0.1906 | 0.0049 | 491.7326 | 0.1531 | 0.013 |
| Forklifts | 2018 | 2018Forklifts500 | 500 | 0.282 | 3.01864 | 1.87814 | 0.1245 | 0.1146 | 0.0049 | 492.0335 | 0.1532 | 0.013 |
| Forklifts | 2019 | 2019Forklifts50 | 50 | 1.2437 | 4.86189 | 5.88034 | 0.4009 | 0.3688 | 0.0054 | 537.1608 | 0.17 | 0.014 |
| Forklifts | 2019 | 2019Forklifts120 | 120 | 0.5095 | 4.54965 | 3.80391 | 0.3525 | 0.3243 | 0.0049 | 482.0069 | 0.1525 | 0.012 |
| Forklifts | 2019 | 2019Forklifts175 | 175 | 0.3823 | 3.86458 | 3.28831 | 0.2102 | 0.1934 | 0.0049 | 482.5975 | 0.1527 | 0.012 |
| Forklifts | 2019 | 2019Forklifts250 | 250 | 0.3743 | 4.2498 | 1.6773 | 0.1753 | 0.1613 | 0.0049 | 483.8438 | 0.1531 | 0.012 |
| Forklifts | 2019 | 2019Forklifts500 | 500 | 0.2675 | 2.75148 | 1.814 | 0.112 | 0.103 | 0.0049 | 484.1399 | 0.1532 | 0.012 |
| Forklifts | 2020 | 2020Forklifts50 | 50 | 1.1238 | 4.68572 | 5.70563 | 0.3601 | 0.3313 | 0.0054 | 525.4833 | 0.17 | 0.013 |
| Forklifts | 2020 | 2020Forklifts120 | 120 | 0.4587 | 4.13299 | 3.75954 | 0.3079 | 0.2833 | 0.0049 | 471.5285 | 0.1525 | 0.012 |
| Forklifts | 2020 | 2020Forklifts175 | 175 | 0.3381 | 3.3196 | 3.24885 | 0.1797 | 0.1653 | 0.0049 | 472.1062 | 0.1527 | 0.012 |
| Forklifts | 2020 | 2020Forklifts250 | 250 | 0.2928 | 3.24149 | 1.44178 | 0.1259 | 0.1158 | 0.0049 | 473.3255 | 0.1531 | 0.012 |
| Forklifts | 2020 | 2020Forklifts500 | 500 | 0.2513 | 2.43991 | 1.47807 | 0.0967 | 0.0889 | 0.0049 | 473.6151 | 0.1532 | 0.012 |
| Forklifts | 2021 | 2021Forklifts50 | 50 | 1.0021 | 4.5202 | 5.53477 | 0.3178 | 0.2924 | 0.0054 | 525.4833 | 0.17 | 0.013 |
| Forklifts | 2021 | 2021Forklifts120 | 120 | 0.412 | 3.75592 | 3.72 | 0.2666 | 0.2453 | 0.0049 | 471.5285 | 0.1525 | 0.012 |
| Forklifts | 2021 | 2021Forklifts175 | 175 | 0.3083 | 2.9207 | 3.23128 | 0.1577 | 0.1451 | 0.0049 | 472.1062 | 0.1527 | 0.012 |
| Forklifts | 2021 | 2021Forklifts250 | 250 | 0.2489 | 2.58195 | 1.33672 | 0.0992 | 0.0912 | 0.0049 | 473.3255 | 0.1531 | 0.012 |
| Forklifts | 2021 | 2021Forklifts500 | 500 | 0.2536 | 2.30266 | 1.48481 | 0.0938 | 0.0863 | 0.0049 | 473.6151 | 0.1532 | 0.012 |
| Forklifts | 2022 | 2022Forklifts50 | 50 | 0.8593 | 4.31214 | 5.30418 | 0.2698 | 0.2482 | 0.0054 | 525.4833 | 0.17 | 0.013 |
| Forklifts | 2022 | 2022Forklifts120 | 120 | 0.3618 | 3.36021 | 3.67507 | 0.2226 | 0.2048 | 0.0049 | 471.5285 | 0.1525 | 0.012 |
| Forklifts | 2022 | 2022Forklifts175 | 175 | 0.2725 | 2.47982 | 3.19749 | 0.1324 | 0.1218 | 0.0049 | 472.1062 | 0.1527 | 0.012 |
| Forklifts | 2022 | 2022Forklifts250 | 250 | 0.236 | 2.31941 | 1.3171 | 0.0898 | 0.0826 | 0.0049 | 473.3255 | 0.1531 | 0.012 |
| Forklifts | 2022 | 2022Forklifts500 | 500 | 0.2318 | 1.99119 | 1.21922 | 0.0768 | 0.0707 | 0.0049 | 473.6151 | 0.1532 | 0.012 |
| Forklifts | 2023 | 2023Forklifts50 | 50 | 0.7661 | 4.15219 | 5.16597 | 0.2318 | 0.2132 | 0.0054 | 525.4833 | 0.17 | 0.013 |
| Forklifts | 2023 | 2023Forklifts120 | 120 | 0.3266 | 3.0569 | 3.64655 | 0.1889 | 0.1738 | 0.0049 | 471.5285 | 0.1525 | 0.012 |
| Forklifts | 2023 | 2023Forklifts175 | 175 | 0.2436 | 2.11214 | 3.1799 | 0.1105 | 0.1017 | 0.0049 | 472.1062 | 0.1527 | 0.012 |
| Forklifts | 2023 | 2023Forklifts250 | 250 | 0.2037 | 1.80718 | 1.23515 | 0.0687 | 0.0632 | 0.0049 | 473.3255 | 0.1531 | 0.012 |
| Forklifts | 2023 | 2023Forklifts500 | 500 | 0.22 | 1.78772 | 1.21596 | 0.0687 | 0.0632 | 0.0049 | 473.6151 | 0.1532 | 0.012 |
| Forklifts | 2024 | 2024Forklifts50 | 50 | 0.6923 | 4.03948 | 5.0885 | 0.203 | 0.1867 | 0.0054 | 525.4833 | 0.17 | 0.013 |
| Forklifts | 2024 | 2024Forklifts120 | 120 | 0.3 | 2.81432 | 3.62907 | 0.1625 | 0.1495 | 0.0049 | 471.5285 | 0.1525 | 0.012 |
| Forklifts | 2024 | 2024Forklifts175 | 175 | 0.2241 | 1.86129 | 3.17389 | 0.0955 | 0.0879 | 0.0049 | 472.1062 | 0.1527 | 0.012 |
| Forklifts | 2024 | 2024Forklifts250 | 250 | 0.1955 | 1.6253 | 1.21846 | 0.0614 | 0.0565 | 0.0049 | 473.3255 | 0.1531 | 0.012 |
| Forklifts | 2024 | 2024Forklifts500 | 500 | 0.2175 | 1.72336 | 1.21901 | 0.0653 | 0.06 | 0.0049 | 473.6151 | 0.1532 | 0.012 |
| Forklifts | 2025 | 2025Forklifts50 | 50 | 0.6362 | 3.93206 | 5.02929 | 0.1783 | 0.1641 | 0.0054 | 525.4833 | 0.17 | 0.013 |
| Forklifts | 2025 | 2025Forklifts120 | 120 | 0.2768 | 2.60732 | 3.61138 | 0.1396 | 0.1284 | 0.0049 | 471.5285 | 0.1525 | 0.012 |
| Forklifts | 2025 | 2025Forklifts175 | 175 | 0.2087 | 1.653 | 3.17013 | 0.0843 | 0.0776 | 0.0049 | 472.1062 | 0.1527 | 0.012 |
| Forklifts | 2025 | 2025Forklifts250 | 250 | 0.1905 | 1.46623 | 1.2143 | 0.0562 | 0.0517 | 0.0049 | 473.3255 | 0.1531 | 0.012 |
| Forklifts | 2025 | 2025Forklifts500 | 500 | 0.2148 | 1.65848 | 1.22207 | 0.0617 | 0.0568 | 0.0049 | 473.6151 | 0.1532 | 0.012 |
| Forklifts | 2030 | 2030Forklifts50 | 50 | 0.565 | 3.33 | 5.272 | 0.023 | 0.023 | 0.007 | 568.299 | 0.051 | 0.015 |
| Forklifts | 2030 | 2030Forklifts120 | 120 | 0.283 | 1.555 | 3.799 | 0.021 | 0.021 | 0.006 | 568.299 | 0.025 | 0.015 |
| Forklifts | 2030 | 2030Forklifts175 | 175 | 0.199 | 0.391 | 3.36 | 0.015 | 0.015 | 0.006 | 568.299 | 0.018 | 0.015 |
| Forklifts | 2030 | 2030Forklifts250 | 250 | 0.195 | 0.341 | 1.144 | 0.012 | 0.012 | 0.006 | 568.299 | 0.017 | 0.015 |
| Forklifts | 2030 | 2030Forklifts500 | 500 | 0.195 | 0.341 | 1.088 | 0.012 | 0.012 | 0.005 | 568.299 | 0.017 | 0.015 |
| Forklifts | 2035 | 2035Forklifts50 | 50 | 0.558 | 3.268 | 5.234 | 0.017 | 0.017 | 0.007 | 568.299 | 0.05 | 0.015 |
| Forklifts | 2035 | 2035Forklifts120 | 120 | 0.275 | 1.495 | 3.787 | 0.016 | 0.016 | 0.006 | 568.299 | 0.024 | 0.015 |
| Forklifts | 2035 | 2035Forklifts175 | 175 | 0.189 | 0.299 | 3.35 | 0.012 | 0.012 | 0.006 | 568.3 | 0.017 | 0.015 |
| Forklifts | 2035 | 2035Forklifts250 | 250 | 0.188 | 0.29 | 1.141 | 0.011 | 0.011 | 0.006 | 568.3 | 0.017 | 0.015 |
| Forklifts | 2035 | 2035Forklifts500 | 500 | 0.188 | 0.29 | 1.085 | 0.011 | 0.011 | 0.005 | 568.299 | 0.017 | 0.015 |
| Forklifts | 2040 | 2040Forklifts50 | 50 | 0.562 | 3.272 | 5.256 | 0.017 | 0.017 | 0.007 | 568.299 | 0.05 | 0.015 |
| Forklifts | 2040 | 2040Forklifts120 | 120 | 0.276 | 1.491 | 3.794 | 0.016 | 0.016 | 0.006 | 568.299 | 0.024 | 0.015 |
| Forklifts | 2040 | 2040Forklifts175 | 175 | 0.189 | 0.288 | 3.356 | 0.012 | 0.012 | 0.006 | 568.299 | 0.017 | 0.015 |
| Forklifts | 2040 | 2040Forklifts250 | 250 | 0.189 | 0.288 | 1.143 | 0.011 | 0.011 | 0.006 | 568.299 | 0.017 | 0.015 |
| Forklifts | 2040 | 2040Forklifts500 | 500 | 0.189 | 0.288 | 1.087 | 0.011 | 0.011 | 0.005 | 568.299 | 0.017 | 0.015 |
| Generator Sets | 1990 | 1990Generator Sets15 | 15 | 1.804 | 10 | 4.999 | 0.974 | 0.974 | 1.018 | 568.299 | 0.162 | 0.015 |
| Generator Sets | 1990 | 1990Generator Sets25 | 25 | 2.213 | 6.919 | 4.999 | 0.74 | 0.74 | 0.83 | 568.299 | 0.199 | 0.015 |
| Generator Sets | 1990 | 1990Generator Sets50 | 50 | 3.13 | 7.325 | 6.681 | 0.928 | 0.928 | 0.846 | 568.299 | 0.282 | 0.015 |
| Generator Sets | 1990 | 1990Generator Sets120 | 120 | 1.891 | 13.19 | 4.97 | 0.985 | 0.985 | 0.768 | 568.299 | 0.17 | 0.015 |
| Generator Sets | 1990 | 1990Generator Sets175 | 175 | 1.292 | 11.864 | 4.395 | 0.653 | 0.653 | 0.736 | 568.3 | 0.116 | 0.015 |
| Generator Sets | 1990 | 1990Generator Sets250 | 250 | 1.292 | 11.864 | 4.395 | 0.653 | 0.653 | 0.736 | 568.299 | 0.116 | 0.015 |
| Generator Sets | 1990 | 1990Generator Sets500 | 500 | 1.196 | 11.613 | 6.53 | 0.596 | 0.596 | 0.642 | 568.299 | 0.107 | 0.015 |
| Generator Sets | 1990 | 1990Generator Sets750 | 750 | 1.196 | 11.612 | 6.53 | 0.596 | 0.596 | 0.658 | 568.299 | 0.107 | 0.015 |
| Generator Sets | 1990 | 1990Generator Sets9999 | 9999 | 1.195 | 11.612 | 6.53 | 0.594 | 0.594 | 0.658 | 568.299 | 0.107 | 0.015 |
| Generator Sets | 2000 | 2000Generator Sets15 | 15 | 1.518 | 8.846 | 4.875 | 0.613 | 0.613 | 0.079 | 568.299 | 0.137 | 0.015 |
| Generator Sets | 2000 | 2000Generator Sets25 | 25 | 1.667 | 6.405 | 4.783 | 0.51 | 0.51 | 0.065 | 568.299 | 0.15 | 0.015 |
| Generator Sets | 2000 | 2000Generator Sets50 | 50 | 2.96 | 6.55 | 6.415 | 0.692 | 0.692 | 0.066 | 568.299 | 0.267 | 0.015 |
| Generator Sets | 2000 | 2000Generator Sets120 | 120 | 1.535 | 9.468 | 4.158 | 0.686 | 0.686 | 0.06 | 568.299 | 0.138 | 0.015 |
| Generator Sets | 2000 | 2000Generator Sets175 | 175 | 1.029 | 8.612 | 3.381 | 0.404 | 0.404 | 0.057 | 568.299 | 0.092 | 0.015 |
| Generator Sets | 2000 | 2000Generator Sets250 | 250 | 0.849 | 8.277 | 2.656 | 0.325 | 0.325 | 0.057 | 568.299 | 0.076 | 0.015 |
| Generator Sets | 2000 | 2000Generator Sets500 | 500 | 0.802 | 8.102 | 3.7 | 0.301 | 0.301 | 0.05 | 568.299 | 0.072 | 0.015 |
| Generator Sets | 2000 | 2000Generator Sets750 | 750 | 0.802 | 8.102 | 3.7 | 0.301 | 0.301 | 0.051 | 568.3 | 0.072 | 0.015 |
| Generator Sets | 2000 | 2000Generator Sets9999 | 9999 | 0.921 | 8.686 | 4.274 | 0.344 | 0.344 | 0.051 | 568.299 | 0.083 | 0.015 |
| Generator Sets | 2005 | 2005Generator Sets15 | 15 | 1.212 | 7.615 | 4.38 | 0.505 | 0.505 | 0.079 | 568.299 | 0.109 | 0.015 |
| Generator Sets | 2005 | 2005Generator Sets25 | 25 | 1.253 | 6.014 | 3.922 | 0.432 | 0.432 | 0.065 | 568.299 | 0.113 | 0.015 |
| Generator Sets | 2005 | 2005Generator Sets50 | 50 | 2.608 | 6.099 | 5.919 | 0.64 | 0.64 | 0.066 | 568.3 | 0.235 | 0.015 |
| Generator Sets | 2005 | 2005Generator Sets120 | 120 | 1.313 | 7.987 | 3.853 | 0.634 | 0.634 | 0.06 | 568.299 | 0.118 | 0.015 |
| Generator Sets | 2005 | 2005Generator Sets175 | 175 | 0.854 | 7.306 | 3.067 | 0.35 | 0.35 | 0.057 | 568.299 | 0.077 | 0.015 |
| Generator Sets | 2005 | 2005Generator Sets250 | 250 | 0.604 | 6.892 | 1.801 | 0.229 | 0.229 | 0.057 | 568.299 | 0.054 | 0.015 |
| Generator Sets | 2005 | 2005Generator Sets500 | 500 | 0.545 | 6.465 | 2.206 | 0.211 | 0.211 | 0.05 | 568.299 | 0.049 | 0.015 |
| Generator Sets | 2005 | 2005Generator Sets750 | 750 | 0.561 | 6.609 | 2.206 | 0.214 | 0.214 | 0.051 | 568.3 | 0.05 | 0.015 |
| Generator Sets | 2005 | 2005Generator Sets9999 | 9999 | 0.717 | 7.582 | 2.719 | 0.255 | 0.255 | 0.051 | 568.299 | 0.064 | 0.015 |
| Generator Sets | 2010 | 2010Generator Sets15 | 15 | 0.953 | 6.387 | 4.027 | 0.38 | 0.38 | 0.008 | 568.299 | 0.086 | 0.015 |
| Generator Sets | 2010 | 2010Generator Sets25 | 25 | 0.961 | 5.477 | 3.309 | 0.342 | 0.342 | 0.007 | 568.299 | 0.086 | 0.015 |
| Generator Sets | 2010 | 2010Generator Sets50 | 50 | 2.045 | 5.68 | 5.353 | 0.522 | 0.522 | 0.007 | 568.299 | 0.184 | 0.015 |
| Generator Sets | 2010 | 2010Generator Sets120 | 120 | 1.005 | 6.573 | 3.677 | 0.516 | 0.516 | 0.006 | 568.299 | 0.09 | 0.015 |
| Generator Sets | 2010 | 2010Generator Sets175 | 175 | 0.661 | 5.87 | 2.986 | 0.286 | 0.286 | 0.006 | 568.299 | 0.059 | 0.015 |
| Generator Sets | 2010 | 2010Generator Sets250 | 250 | 0.428 | 5.501 | 1.333 | 0.163 | 0.163 | 0.006 | 568.299 | 0.038 | 0.015 |
| Generator Sets | 2010 | 2010Generator Sets500 | 500 | 0.384 | 5.015 | 1.482 | 0.153 | 0.153 | 0.005 | 568.299 | 0.034 | 0.015 |
| Generator Sets | 2010 | 2010Generator Sets750 | 750 | 0.396 | 5.147 | 1.482 | 0.155 | 0.155 | 0.005 | 568.299 | 0.035 | 0.015 |
| Generator Sets | 2010 | 2010Generator Sets9999 | 9999 | 0.54 | 6.544 | 1.93 | 0.193 | 0.193 | 0.005 | 568.299 | 0.048 | 0.015 |
| Generator Sets | 2011 | 2011Generator Sets15 | 15 | 0.908 | 6.134 | 3.952 | 0.358 | 0.358 | 0.008 | 568.299 | 0.081 | 0.015 |
| Generator Sets | 2011 | 2011Generator Sets25 | 25 | 0.92 | 5.36 | 3.179 | 0.325 | 0.325 | 0.007 | 568.299 | 0.083 | 0.015 |
| Generator Sets | 2011 | 2011Generator Sets50 | 50 | 1.901 | 5.585 | 5.2 | 0.495 | 0.495 | 0.007 | 568.3 | 0.171 | 0.015 |
| Generator Sets | 2011 | 2011Generator Sets120 | 120 | 0.937 | 6.226 | 3.64 | 0.493 | 0.493 | 0.006 | 568.299 | 0.084 | 0.015 |
| Generator Sets | 2011 | 2011Generator Sets175 | 175 | 0.619 | 5.544 | 2.974 | 0.274 | 0.274 | 0.006 | 568.299 | 0.055 | 0.015 |
| Generator Sets | 2011 | 2011Generator Sets250 | 250 | 0.391 | 5.125 | 1.249 | 0.147 | 0.147 | 0.006 | 568.299 | 0.035 | 0.015 |
| Generator Sets | 2011 | 2011Generator Sets500 | 500 | 0.35 | 4.654 | 1.36 | 0.138 | 0.138 | 0.005 | 568.299 | 0.031 | 0.015 |
| Generator Sets | 2011 | 2011Generator Sets750 | 750 | 0.362 | 4.784 | 1.36 | 0.14 | 0.14 | 0.005 | 568.299 | 0.032 | 0.015 |
| Generator Sets | 2011 | 2011Generator Sets9999 | 9999 | 0.502 | 6.202 | 1.784 | 0.18 | 0.18 | 0.005 | 568.299 | 0.045 | 0.015 |
| Generator Sets | 2012 | 2012Generator Sets15 | 15 | 0.865 | 5.874 | 3.874 | 0.338 | 0.338 | 0.008 | 568.299 | 0.078 | 0.015 |
| Generator Sets | 2012 | 2012Generator Sets25 | 25 | 0.884 | 5.239 | 3.043 | 0.307 | 0.307 | 0.007 | 568.299 | 0.079 | 0.015 |
| Generator Sets | 2012 | 2012Generator Sets50 | 50 | 1.746 | 5.485 | 5.03 | 0.466 | 0.466 | 0.007 | 568.299 | 0.157 | 0.015 |
| Generator Sets | 2012 | 2012Generator Sets120 | 120 | 0.865 | 5.848 | 3.603 | 0.46 | 0.46 | 0.006 | 568.299 | 0.078 | 0.015 |
| Generator Sets | 2012 | 2012Generator Sets175 | 175 | 0.575 | 5.198 | 2.963 | 0.254 | 0.254 | 0.006 | 568.299 | 0.051 | 0.015 |
| Generator Sets | 2012 | 2012Generator Sets250 | 250 | 0.361 | 4.77 | 1.196 | 0.133 | 0.133 | 0.006 | 568.3 | 0.032 | 0.015 |
| Generator Sets | 2012 | 2012Generator Sets500 | 500 | 0.324 | 4.315 | 1.275 | 0.125 | 0.125 | 0.005 | 568.299 | 0.029 | 0.015 |
| Generator Sets | 2012 | 2012Generator Sets750 | 750 | 0.335 | 4.441 | 1.275 | 0.127 | 0.127 | 0.005 | 568.299 | 0.03 | 0.015 |
| Generator Sets | 2012 | 2012Generator Sets9999 | 9999 | 0.463 | 5.849 | 1.639 | 0.166 | 0.166 | 0.005 | 568.3 | 0.041 | 0.015 |
| Generator Sets | 2013 | 2013Generator Sets15 | 15 | 0.823 | 5.616 | 3.796 | 0.318 | 0.318 | 0.008 | 568.299 | 0.074 | 0.015 |
| Generator Sets | 2013 | 2013Generator Sets25 | 25 | 0.851 | 5.117 | 2.907 | 0.289 | 0.289 | 0.007 | 568.299 | 0.076 | 0.015 |
| Generator Sets | 2013 | 2013Generator Sets50 | 50 | 1.585 | 5.263 | 4.854 | 0.428 | 0.428 | 0.007 | 568.299 | 0.143 | 0.015 |
| Generator Sets | 2013 | 2013Generator Sets120 | 120 | 0.792 | 5.478 | 3.567 | 0.424 | 0.424 | 0.006 | 568.299 | 0.071 | 0.015 |

| | | | | | | | | | | | | |
|---|---|---|---|---|---|---|---|---|---|---|---|---|
| Generator Sets | 2013 | 2013Generator Sets175 | 175 | 0.53 | 4.873 | 2.953 | 0.233 | 0.233 | 0.006 | 568.299 | 0.047 | 0.015 |
| Generator Sets | 2013 | 2013Generator Sets250 | 250 | 0.336 | 4.428 | 1.16 | 0.122 | 0.122 | 0.006 | 568.299 | 0.03 | 0.015 |
| Generator Sets | 2013 | 2013Generator Sets500 | 500 | 0.302 | 3.989 | 1.211 | 0.114 | 0.114 | 0.005 | 568.299 | 0.027 | 0.015 |
| Generator Sets | 2013 | 2013Generator Sets750 | 750 | 0.312 | 4.113 | 1.211 | 0.116 | 0.116 | 0.005 | 568.299 | 0.028 | 0.015 |
| Generator Sets | 2013 | 2013Generator Sets9999 | 9999 | 0.425 | 5.494 | 1.502 | 0.152 | 0.152 | 0.005 | 568.299 | 0.038 | 0.015 |
| Generator Sets | 2014 | 2014Generator Sets15 | 15 | 0.783 | 5.369 | 3.723 | 0.298 | 0.298 | 0.008 | 568.299 | 0.07 | 0.015 |
| Generator Sets | 2014 | 2014Generator Sets25 | 25 | 0.821 | 5 | 2.78 | 0.272 | 0.272 | 0.007 | 568.299 | 0.074 | 0.015 |
| Generator Sets | 2014 | 2014Generator Sets50 | 50 | 1.427 | 5.048 | 4.683 | 0.389 | 0.389 | 0.007 | 568.299 | 0.128 | 0.015 |
| Generator Sets | 2014 | 2014Generator Sets120 | 120 | 0.721 | 5.147 | 3.532 | 0.385 | 0.385 | 0.006 | 568.299 | 0.065 | 0.015 |
| Generator Sets | 2014 | 2014Generator Sets175 | 175 | 0.486 | 4.565 | 2.945 | 0.212 | 0.212 | 0.006 | 568.299 | 0.043 | 0.015 |
| Generator Sets | 2014 | 2014Generator Sets250 | 250 | 0.311 | 4.025 | 1.13 | 0.111 | 0.111 | 0.006 | 568.3 | 0.028 | 0.015 |
| Generator Sets | 2014 | 2014Generator Sets500 | 500 | 0.279 | 3.603 | 1.157 | 0.104 | 0.104 | 0.005 | 568.299 | 0.025 | 0.015 |
| Generator Sets | 2014 | 2014Generator Sets750 | 750 | 0.289 | 3.724 | 1.157 | 0.106 | 0.106 | 0.005 | 568.299 | 0.026 | 0.015 |
| Generator Sets | 2014 | 2014Generator Sets9999 | 9999 | 0.389 | 5.15 | 1.377 | 0.138 | 0.138 | 0.005 | 568.299 | 0.035 | 0.015 |
| Generator Sets | 2015 | 2015Generator Sets15 | 15 | 0.747 | 5.141 | 3.658 | 0.28 | 0.28 | 0.008 | 568.299 | 0.067 | 0.015 |
| Generator Sets | 2015 | 2015Generator Sets25 | 25 | 0.793 | 4.89 | 2.666 | 0.256 | 0.256 | 0.007 | 568.299 | 0.071 | 0.015 |
| Generator Sets | 2015 | 2015Generator Sets50 | 50 | 1.281 | 4.858 | 4.538 | 0.353 | 0.353 | 0.007 | 568.299 | 0.115 | 0.015 |
| Generator Sets | 2015 | 2015Generator Sets120 | 120 | 0.651 | 4.769 | 3.499 | 0.347 | 0.347 | 0.006 | 568.299 | 0.058 | 0.015 |
| Generator Sets | 2015 | 2015Generator Sets175 | 175 | 0.44 | 4.138 | 2.938 | 0.191 | 0.191 | 0.006 | 568.299 | 0.039 | 0.015 |
| Generator Sets | 2015 | 2015Generator Sets250 | 250 | 0.287 | 3.633 | 1.104 | 0.1 | 0.1 | 0.006 | 568.3 | 0.025 | 0.015 |
| Generator Sets | 2015 | 2015Generator Sets500 | 500 | 0.258 | 3.231 | 1.114 | 0.094 | 0.094 | 0.005 | 568.299 | 0.023 | 0.015 |
| Generator Sets | 2015 | 2015Generator Sets750 | 750 | 0.267 | 3.347 | 1.114 | 0.096 | 0.096 | 0.005 | 568.299 | 0.024 | 0.015 |
| Generator Sets | 2015 | 2015Generator Sets9999 | 9999 | 0.351 | 4.822 | 1.269 | 0.124 | 0.124 | 0.005 | 568.299 | 0.031 | 0.015 |
| Generator Sets | 2016 | 2016Generator Sets15 | 15 | 0.72 | 4.978 | 3.622 | 0.264 | 0.264 | 0.008 | 568.299 | 0.065 | 0.015 |
| Generator Sets | 2016 | 2016Generator Sets25 | 25 | 0.773 | 4.803 | 2.604 | 0.244 | 0.244 | 0.007 | 568.299 | 0.069 | 0.015 |
| Generator Sets | 2016 | 2016Generator Sets50 | 50 | 1.146 | 4.685 | 4.41 | 0.318 | 0.318 | 0.007 | 568.299 | 0.103 | 0.015 |
| Generator Sets | 2016 | 2016Generator Sets120 | 120 | 0.583 | 4.41 | 3.469 | 0.309 | 0.309 | 0.006 | 568.299 | 0.052 | 0.015 |
| Generator Sets | 2016 | 2016Generator Sets175 | 175 | 0.396 | 3.731 | 2.934 | 0.17 | 0.17 | 0.006 | 568.299 | 0.035 | 0.015 |
| Generator Sets | 2016 | 2016Generator Sets250 | 250 | 0.265 | 3.259 | 1.081 | 0.09 | 0.09 | 0.006 | 568.299 | 0.023 | 0.015 |
| Generator Sets | 2016 | 2016Generator Sets500 | 500 | 0.239 | 2.882 | 1.077 | 0.084 | 0.084 | 0.005 | 568.299 | 0.021 | 0.015 |
| Generator Sets | 2016 | 2016Generator Sets750 | 750 | 0.247 | 2.989 | 1.077 | 0.086 | 0.086 | 0.005 | 568.3 | 0.022 | 0.015 |
| Generator Sets | 2016 | 2016Generator Sets9999 | 9999 | 0.324 | 4.542 | 1.204 | 0.113 | 0.113 | 0.005 | 568.299 | 0.029 | 0.015 |
| Generator Sets | 2017 | 2017Generator Sets15 | 15 | 0.699 | 4.847 | 3.599 | 0.25 | 0.25 | 0.008 | 568.299 | 0.063 | 0.015 |
| Generator Sets | 2017 | 2017Generator Sets25 | 25 | 0.757 | 4.729 | 2.564 | 0.233 | 0.233 | 0.007 | 568.299 | 0.068 | 0.015 |
| Generator Sets | 2017 | 2017Generator Sets50 | 50 | 1.017 | 4.522 | 4.292 | 0.285 | 0.285 | 0.007 | 568.299 | 0.091 | 0.015 |
| Generator Sets | 2017 | 2017Generator Sets120 | 120 | 0.52 | 4.072 | 3.442 | 0.274 | 0.274 | 0.006 | 568.299 | 0.046 | 0.015 |
| Generator Sets | 2017 | 2017Generator Sets175 | 175 | 0.356 | 3.347 | 2.931 | 0.151 | 0.151 | 0.006 | 568.299 | 0.032 | 0.015 |
| Generator Sets | 2017 | 2017Generator Sets250 | 250 | 0.245 | 2.91 | 1.063 | 0.081 | 0.081 | 0.006 | 568.299 | 0.022 | 0.015 |
| Generator Sets | 2017 | 2017Generator Sets500 | 500 | 0.224 | 2.579 | 1.048 | 0.076 | 0.076 | 0.005 | 568.299 | 0.02 | 0.015 |
| Generator Sets | 2017 | 2017Generator Sets750 | 750 | 0.23 | 2.66 | 1.048 | 0.077 | 0.077 | 0.005 | 568.299 | 0.02 | 0.015 |
| Generator Sets | 2017 | 2017Generator Sets9999 | 9999 | 0.301 | 4.293 | 1.161 | 0.104 | 0.104 | 0.005 | 568.299 | 0.027 | 0.015 |
| Generator Sets | 2018 | 2018Generator Sets15 | 15 | 0.679 | 4.728 | 3.58 | 0.237 | 0.237 | 0.008 | 568.299 | 0.061 | 0.015 |
| Generator Sets | 2018 | 2018Generator Sets25 | 25 | 0.744 | 4.661 | 2.531 | 0.224 | 0.224 | 0.007 | 568.299 | 0.067 | 0.015 |
| Generator Sets | 2018 | 2018Generator Sets50 | 50 | 0.895 | 4.366 | 4.182 | 0.253 | 0.253 | 0.007 | 568.299 | 0.08 | 0.015 |
| Generator Sets | 2018 | 2018Generator Sets120 | 120 | 0.461 | 3.752 | 3.418 | 0.239 | 0.239 | 0.006 | 568.299 | 0.041 | 0.015 |
| Generator Sets | 2018 | 2018Generator Sets175 | 175 | 0.319 | 2.989 | 2.93 | 0.133 | 0.133 | 0.006 | 568.299 | 0.028 | 0.015 |
| Generator Sets | 2018 | 2018Generator Sets250 | 250 | 0.226 | 2.582 | 1.048 | 0.072 | 0.072 | 0.006 | 568.299 | 0.02 | 0.015 |
| Generator Sets | 2018 | 2018Generator Sets500 | 500 | 0.211 | 2.31 | 1.028 | 0.069 | 0.069 | 0.005 | 568.299 | 0.019 | 0.015 |
| Generator Sets | 2018 | 2018Generator Sets750 | 750 | 0.215 | 2.37 | 1.028 | 0.07 | 0.07 | 0.005 | 568.299 | 0.019 | 0.015 |
| Generator Sets | 2018 | 2018Generator Sets9999 | 9999 | 0.28 | 4.058 | 1.128 | 0.095 | 0.095 | 0.005 | 568.299 | 0.025 | 0.015 |
| Generator Sets | 2019 | 2019Generator Sets15 | 15 | 0.662 | 4.617 | 3.562 | 0.224 | 0.224 | 0.008 | 568.299 | 0.059 | 0.015 |
| Generator Sets | 2019 | 2019Generator Sets25 | 25 | 0.731 | 4.596 | 2.501 | 0.214 | 0.214 | 0.007 | 568.299 | 0.066 | 0.015 |
| Generator Sets | 2019 | 2019Generator Sets50 | 50 | 0.779 | 4.215 | 4.076 | 0.222 | 0.222 | 0.007 | 568.299 | 0.07 | 0.015 |
| Generator Sets | 2019 | 2019Generator Sets120 | 120 | 0.405 | 3.446 | 3.396 | 0.206 | 0.206 | 0.006 | 568.299 | 0.036 | 0.015 |
| Generator Sets | 2019 | 2019Generator Sets175 | 175 | 0.29 | 2.669 | 2.929 | 0.118 | 0.118 | 0.006 | 568.299 | 0.026 | 0.015 |
| Generator Sets | 2019 | 2019Generator Sets250 | 250 | 0.211 | 2.285 | 1.036 | 0.064 | 0.064 | 0.006 | 568.299 | 0.019 | 0.015 |
| Generator Sets | 2019 | 2019Generator Sets500 | 500 | 0.199 | 2.056 | 1.015 | 0.062 | 0.062 | 0.005 | 568.299 | 0.018 | 0.015 |
| Generator Sets | 2019 | 2019Generator Sets750 | 750 | 0.202 | 2.104 | 1.015 | 0.062 | 0.062 | 0.005 | 568.299 | 0.018 | 0.015 |
| Generator Sets | 2019 | 2019Generator Sets9999 | 9999 | 0.261 | 3.829 | 1.103 | 0.087 | 0.087 | 0.005 | 568.299 | 0.023 | 0.015 |
| Generator Sets | 2020 | 2020Generator Sets15 | 15 | 0.646 | 4.516 | 3.546 | 0.212 | 0.212 | 0.008 | 568.299 | 0.058 | 0.015 |
| Generator Sets | 2020 | 2020Generator Sets25 | 25 | 0.721 | 4.538 | 2.473 | 0.205 | 0.205 | 0.007 | 568.299 | 0.065 | 0.015 |
| Generator Sets | 2020 | 2020Generator Sets50 | 50 | 0.691 | 4.075 | 3.995 | 0.194 | 0.194 | 0.007 | 568.299 | 0.062 | 0.015 |
| Generator Sets | 2020 | 2020Generator Sets120 | 120 | 0.364 | 3.173 | 3.38 | 0.179 | 0.179 | 0.006 | 568.299 | 0.032 | 0.015 |
| Generator Sets | 2020 | 2020Generator Sets175 | 175 | 0.267 | 2.38 | 2.93 | 0.105 | 0.105 | 0.006 | 568.299 | 0.024 | 0.015 |
| Generator Sets | 2020 | 2020Generator Sets250 | 250 | 0.198 | 2.016 | 1.026 | 0.057 | 0.057 | 0.006 | 568.299 | 0.017 | 0.015 |
| Generator Sets | 2020 | 2020Generator Sets500 | 500 | 0.188 | 1.816 | 1.005 | 0.055 | 0.055 | 0.005 | 568.299 | 0.017 | 0.015 |
| Generator Sets | 2020 | 2020Generator Sets750 | 750 | 0.191 | 1.858 | 1.005 | 0.056 | 0.056 | 0.005 | 568.299 | 0.017 | 0.015 |
| Generator Sets | 2020 | 2020Generator Sets9999 | 9999 | 0.242 | 3.608 | 1.082 | 0.079 | 0.079 | 0.005 | 568.3 | 0.021 | 0.015 |
| Generator Sets | 2021 | 2021Generator Sets15 | 15 | 0.634 | 4.441 | 3.531 | 0.201 | 0.201 | 0.008 | 568.299 | 0.057 | 0.015 |
| Generator Sets | 2021 | 2021Generator Sets25 | 25 | 0.712 | 4.497 | 2.446 | 0.196 | 0.196 | 0.007 | 568.299 | 0.064 | 0.015 |
| Generator Sets | 2021 | 2021Generator Sets50 | 50 | 0.613 | 3.916 | 3.905 | 0.165 | 0.165 | 0.007 | 568.299 | 0.055 | 0.015 |
| Generator Sets | 2021 | 2021Generator Sets120 | 120 | 0.326 | 2.888 | 3.361 | 0.153 | 0.153 | 0.006 | 568.299 | 0.029 | 0.015 |
| Generator Sets | 2021 | 2021Generator Sets175 | 175 | 0.243 | 2.068 | 2.925 | 0.091 | 0.091 | 0.006 | 568.299 | 0.021 | 0.015 |
| Generator Sets | 2021 | 2021Generator Sets250 | 250 | 0.183 | 1.73 | 1.016 | 0.049 | 0.049 | 0.006 | 568.299 | 0.016 | 0.015 |
| Generator Sets | 2021 | 2021Generator Sets500 | 500 | 0.175 | 1.562 | 0.996 | 0.048 | 0.048 | 0.005 | 568.299 | 0.015 | 0.015 |
| Generator Sets | 2021 | 2021Generator Sets750 | 750 | 0.177 | 1.596 | 0.996 | 0.048 | 0.048 | 0.005 | 568.299 | 0.016 | 0.015 |
| Generator Sets | 2021 | 2021Generator Sets9999 | 9999 | 0.22 | 3.372 | 1.06 | 0.07 | 0.07 | 0.005 | 568.3 | 0.019 | 0.015 |
| Generator Sets | 2022 | 2022Generator Sets15 | 15 | 0.626 | 4.39 | 3.519 | 0.193 | 0.193 | 0.008 | 568.299 | 0.056 | 0.015 |
| Generator Sets | 2022 | 2022Generator Sets25 | 25 | 0.706 | 4.47 | 2.426 | 0.188 | 0.188 | 0.007 | 568.299 | 0.063 | 0.015 |
| Generator Sets | 2022 | 2022Generator Sets50 | 50 | 0.56 | 3.796 | 3.858 | 0.143 | 0.143 | 0.007 | 568.299 | 0.05 | 0.015 |
| Generator Sets | 2022 | 2022Generator Sets120 | 120 | 0.301 | 2.671 | 3.353 | 0.134 | 0.134 | 0.006 | 568.299 | 0.027 | 0.015 |
| Generator Sets | 2022 | 2022Generator Sets175 | 175 | 0.226 | 1.83 | 2.926 | 0.081 | 0.081 | 0.006 | 568.299 | 0.02 | 0.015 |
| Generator Sets | 2022 | 2022Generator Sets250 | 250 | 0.173 | 1.508 | 1.01 | 0.043 | 0.043 | 0.006 | 568.299 | 0.015 | 0.015 |
| Generator Sets | 2022 | 2022Generator Sets500 | 500 | 0.166 | 1.384 | 0.99 | 0.042 | 0.042 | 0.005 | 568.299 | 0.015 | 0.015 |
| Generator Sets | 2022 | 2022Generator Sets750 | 750 | 0.168 | 1.412 | 0.99 | 0.043 | 0.043 | 0.005 | 568.299 | 0.015 | 0.015 |
| Generator Sets | 2022 | 2022Generator Sets9999 | 9999 | 0.206 | 3.202 | 1.045 | 0.063 | 0.063 | 0.005 | 568.299 | 0.018 | 0.015 |
| Generator Sets | 2023 | 2023Generator Sets15 | 15 | 0.618 | 4.345 | 3.508 | 0.186 | 0.186 | 0.008 | 568.299 | 0.055 | 0.015 |
| Generator Sets | 2023 | 2023Generator Sets25 | 25 | 0.701 | 4.447 | 2.407 | 0.182 | 0.182 | 0.007 | 568.299 | 0.063 | 0.015 |
| Generator Sets | 2023 | 2023Generator Sets50 | 50 | 0.514 | 3.685 | 3.819 | 0.124 | 0.124 | 0.007 | 568.299 | 0.046 | 0.015 |
| Generator Sets | 2023 | 2023Generator Sets120 | 120 | 0.279 | 2.477 | 3.347 | 0.117 | 0.117 | 0.006 | 568.299 | 0.025 | 0.015 |
| Generator Sets | 2023 | 2023Generator Sets175 | 175 | 0.211 | 1.635 | 2.927 | 0.071 | 0.071 | 0.006 | 568.299 | 0.019 | 0.015 |
| Generator Sets | 2023 | 2023Generator Sets250 | 250 | 0.164 | 1.328 | 1.006 | 0.038 | 0.038 | 0.006 | 568.299 | 0.014 | 0.015 |
| Generator Sets | 2023 | 2023Generator Sets500 | 500 | 0.158 | 1.228 | 0.986 | 0.037 | 0.037 | 0.005 | 568.299 | 0.014 | 0.015 |
| Generator Sets | 2023 | 2023Generator Sets750 | 750 | 0.16 | 1.253 | 0.986 | 0.037 | 0.037 | 0.005 | 568.299 | 0.014 | 0.015 |
| Generator Sets | 2023 | 2023Generator Sets9999 | 9999 | 0.194 | 3.058 | 1.031 | 0.058 | 0.058 | 0.005 | 568.299 | 0.017 | 0.015 |
| Generator Sets | 2024 | 2024Generator Sets15 | 15 | 0.612 | 4.305 | 3.499 | 0.181 | 0.181 | 0.008 | 568.299 | 0.055 | 0.015 |
| Generator Sets | 2024 | 2024Generator Sets25 | 25 | 0.697 | 4.426 | 2.39 | 0.178 | 0.178 | 0.007 | 568.299 | 0.062 | 0.015 |
| Generator Sets | 2024 | 2024Generator Sets50 | 50 | 0.475 | 3.582 | 3.787 | 0.107 | 0.107 | 0.007 | 568.299 | 0.042 | 0.015 |
| Generator Sets | 2024 | 2024Generator Sets120 | 120 | 0.26 | 2.321 | 3.342 | 0.101 | 0.101 | 0.006 | 568.299 | 0.023 | 0.015 |
| Generator Sets | 2024 | 2024Generator Sets175 | 175 | 0.197 | 1.462 | 2.929 | 0.062 | 0.062 | 0.006 | 568.299 | 0.017 | 0.015 |
| Generator Sets | 2024 | 2024Generator Sets250 | 250 | 0.155 | 1.169 | 1.003 | 0.033 | 0.033 | 0.006 | 568.299 | 0.014 | 0.015 |
| Generator Sets | 2024 | 2024Generator Sets500 | 500 | 0.151 | 1.082 | 0.983 | 0.032 | 0.032 | 0.005 | 568.3 | 0.013 | 0.015 |
| Generator Sets | 2024 | 2024Generator Sets750 | 750 | 0.152 | 1.104 | 0.983 | 0.032 | 0.032 | 0.005 | 568.299 | 0.013 | 0.015 |
| Generator Sets | 2024 | 2024Generator Sets9999 | 9999 | 0.183 | 2.929 | 1.018 | 0.052 | 0.052 | 0.005 | 568.3 | 0.016 | 0.015 |
| Generator Sets | 2025 | 2025Generator Sets15 | 15 | 0.607 | 4.269 | 3.491 | 0.178 | 0.178 | 0.008 | 568.299 | 0.054 | 0.015 |
| Generator Sets | 2025 | 2025Generator Sets25 | 25 | 0.694 | 4.407 | 2.376 | 0.175 | 0.175 | 0.007 | 568.299 | 0.062 | 0.015 |
| Generator Sets | 2025 | 2025Generator Sets50 | 50 | 0.44 | 3.481 | 3.758 | 0.093 | 0.093 | 0.007 | 568.3 | 0.039 | 0.015 |
| Generator Sets | 2025 | 2025Generator Sets120 | 120 | 0.243 | 2.185 | 3.338 | 0.087 | 0.087 | 0.006 | 568.299 | 0.021 | 0.015 |
| Generator Sets | 2025 | 2025Generator Sets175 | 175 | 0.184 | 1.297 | 2.93 | 0.053 | 0.053 | 0.006 | 568.299 | 0.016 | 0.015 |
| Generator Sets | 2025 | 2025Generator Sets250 | 250 | 0.147 | 1.02 | 1 | 0.028 | 0.028 | 0.006 | 568.299 | 0.013 | 0.015 |
| Generator Sets | 2025 | 2025Generator Sets500 | 500 | 0.144 | 0.945 | 0.981 | 0.027 | 0.027 | 0.005 | 568.3 | 0.013 | 0.015 |
| Generator Sets | 2025 | 2025Generator Sets750 | 750 | 0.145 | 0.964 | 0.981 | 0.027 | 0.027 | 0.005 | 568.299 | 0.013 | 0.015 |
| Generator Sets | 2025 | 2025Generator Sets9999 | 9999 | 0.173 | 2.812 | 1.008 | 0.047 | 0.047 | 0.005 | 568.299 | 0.015 | 0.015 |

| | | | | | | | | | | | | |
|---|---|---|---|---|---|---|---|---|---|---|---|---|
| Generator Sets | 2030 | 2030Generator Sets15 | 15 | 0 592 | 4 164 | 3 47 | 0 166 | 0 166 | 0 008 | 568 295 | 0 053 | 0 015 |
| Generator Sets | 2030 | 2030Generator Sets25 | 25 | 0 686 | 4 347 | 2 34 | 0 165 | 0 165 | 0 007 | 568 299 | 0 061 | 0 015 |
| Generator Sets | 2030 | 2030Generator Sets50 | 50 | 0 315 | 3 107 | 3 64 | 0 038 | 0 038 | 0 007 | 568 299 | 0 028 | 0 015 |
| Generator Sets | 2030 | 2030Generator Sets120 | 120 | 0 178 | 1 645 | 3 316 | 0 034 | 0 034 | 0 006 | 568 299 | 0 016 | 0 015 |
| Generator Sets | 2030 | 2030Generator Sets175 | 175 | 0 13 | 0 601 | 2 929 | 0 023 | 0 023 | 0 006 | 568 299 | 0 011 | 0 015 |
| Generator Sets | 2030 | 2030Generator Sets250 | 250 | 0 12 | 0 504 | 0 998 | 0 016 | 0 016 | 0 006 | 568 299 | 0 01 | 0 015 |
| Generator Sets | 2030 | 2030Generator Sets500 | 500 | 0 119 | 0 476 | 0 978 | 0 015 | 0 015 | 0 005 | 568 299 | 0 01 | 0 015 |
| Generator Sets | 2030 | 2030Generator Sets750 | 750 | 0 119 | 0 482 | 0 976 | 0 015 | 0 015 | 0 005 | 568 299 | 0 01 | 0 015 |
| Generator Sets | 2030 | 2030Generator Sets9999 | 9999 | 0 128 | 2 483 | 0 979 | 0 029 | 0 029 | 0 005 | 568 299 | 0 011 | 0 015 |
| Generator Sets | 2035 | 2035Generator Sets15 | 15 | 0 589 | 4 143 | 3 47 | 0 162 | 0 162 | 0 008 | 568 299 | 0 053 | 0 015 |
| Generator Sets | 2035 | 2035Generator Sets25 | 25 | 0 685 | 4 332 | 2 34 | 0 162 | 0 162 | 0 007 | 568 299 | 0 061 | 0 015 |
| Generator Sets | 2035 | 2035Generator Sets50 | 50 | 0 276 | 2 991 | 3 607 | 0 018 | 0 018 | 0 007 | 568 299 | 0 024 | 0 015 |
| Generator Sets | 2035 | 2035Generator Sets120 | 120 | 0 156 | 1 458 | 3 31 | 0 016 | 0 016 | 0 006 | 568 299 | 0 014 | 0 015 |
| Generator Sets | 2035 | 2035Generator Sets175 | 175 | 0 113 | 0 373 | 2 929 | 0 013 | 0 013 | 0 006 | 568 299 | 0 01 | 0 015 |
| Generator Sets | 2035 | 2035Generator Sets250 | 250 | 0 11 | 0 331 | 0 998 | 0 011 | 0 011 | 0 006 | 568 299 | 0 009 | 0 015 |
| Generator Sets | 2035 | 2035Generator Sets500 | 500 | 0 11 | 0 328 | 0 978 | 0 011 | 0 011 | 0 005 | 568 299 | 0 009 | 0 015 |
| Generator Sets | 2035 | 2035Generator Sets750 | 750 | 0 11 | 0 328 | 0 978 | 0 011 | 0 011 | 0 005 | 568 299 | 0 009 | 0 015 |
| Generator Sets | 2035 | 2035Generator Sets9999 | 9999 | 0 114 | 2 362 | 0 978 | 0 022 | 0 022 | 0 005 | 568 299 | 0 01 | 0 015 |
| Generator Sets | 2040 | 2040Generator Sets15 | 15 | 0 589 | 4 142 | 3 469 | 0 161 | 0 161 | 0 008 | 568 299 | 0 053 | 0 015 |
| Generator Sets | 2040 | 2040Generator Sets25 | 25 | 0 685 | 4 332 | 2 339 | 0 161 | 0 161 | 0 007 | 568 299 | 0 061 | 0 015 |
| Generator Sets | 2040 | 2040Generator Sets50 | 50 | 0 273 | 2 941 | 3 601 | 0 012 | 0 012 | 0 007 | 568 3 | 0 024 | 0 015 |
| Generator Sets | 2040 | 2040Generator Sets120 | 120 | 0 152 | 1 399 | 3 308 | 0 012 | 0 012 | 0 006 | 568 299 | 0 013 | 0 015 |
| Generator Sets | 2040 | 2040Generator Sets175 | 175 | 0 107 | 0 293 | 2 928 | 0 01 | 0 01 | 0 006 | 568 299 | 0 009 | 0 015 |
| Generator Sets | 2040 | 2040Generator Sets250 | 250 | 0 106 | 0 277 | 0 997 | 0 009 | 0 009 | 0 006 | 568 299 | 0 009 | 0 015 |
| Generator Sets | 2040 | 2040Generator Sets500 | 500 | 0 106 | 0 277 | 0 978 | 0 009 | 0 009 | 0 005 | 568 299 | 0 009 | 0 015 |
| Generator Sets | 2040 | 2040Generator Sets750 | 750 | 0 106 | 0 277 | 0 978 | 0 009 | 0 009 | 0 005 | 568 3 | 0 009 | 0 015 |
| Generator Sets | 2040 | 2040Generator Sets9999 | 9999 | 0 107 | 2 33 | 0 978 | 0 02 | 0 02 | 0 005 | 568 299 | 0 009 | 0 015 |
| Graders | 1990 | 1990Graders50 | 50 | 4 776 | 7 935 | 9 678 | 1 265 | 1 265 | 0 871 | 568 3 | 0 431 | 0 015 |
| Graders | 1990 | 1990Graders120 | 120 | 2 332 | 14 78 | 5 658 | 1 325 | 1 325 | 0 791 | 568 299 | 0 21 | 0 015 |
| Graders | 1990 | 1990Graders175 | 175 | 1 707 | 13 838 | 5 007 | 0 946 | 0 946 | 0 758 | 568 299 | 0 154 | 0 015 |
| Graders | 1990 | 1990Graders250 | 250 | 1 707 | 13 838 | 5 007 | 0 946 | 0 946 | 0 758 | 568 299 | 0 154 | 0 015 |
| Graders | 1990 | 1990Graders500 | 500 | 1 512 | 13 128 | 10 95 | 0 811 | 0 811 | 0 662 | 568 299 | 0 136 | 0 015 |
| Graders | 1990 | 1990Graders750 | 750 | 1 512 | 13 128 | 10 95 | 0 826 | 0 826 | 1 018 | 568 3 | 0 136 | 0 015 |
| Graders | 2000 | 2000Graders50 | 50 | 4 487 | 7 082 | 9 239 | 0 935 | 0 935 | 0 066 | 568 299 | 0 404 | 0 015 |
| Graders | 2000 | 2000Graders120 | 120 | 1 855 | 10 486 | 4 675 | 0 904 | 0 904 | 0 06 | 568 3 | 0 167 | 0 015 |
| Graders | 2000 | 2000Graders175 | 175 | 1 256 | 9 601 | 3 786 | 0 531 | 0 531 | 0 057 | 568 299 | 0 113 | 0 015 |
| Graders | 2000 | 2000Graders250 | 250 | 1 061 | 9 264 | 3 039 | 0 437 | 0 437 | 0 057 | 568 299 | 0 095 | 0 015 |
| Graders | 2000 | 2000Graders500 | 500 | 0 961 | 8 805 | 4 848 | 0 384 | 0 384 | 0 05 | 568 3 | 0 086 | 0 015 |
| Graders | 2000 | 2000Graders750 | 750 | 0 961 | 8 805 | 4 848 | 0 384 | 0 384 | 0 052 | 568 299 | 0 086 | 0 015 |
| Graders | 2005 | 2005Graders50 | 50 | 3 993 | 6 612 | 8 559 | 0 868 | 0 868 | 0 066 | 568 299 | 0 36 | 0 015 |
| Graders | 2005 | 2005Graders120 | 120 | 1 623 | 9 021 | 4 406 | 0 849 | 0 849 | 0 06 | 568 3 | 0 146 | 0 015 |
| Graders | 2005 | 2005Graders175 | 175 | 1 062 | 8 238 | 3 522 | 0 469 | 0 469 | 0 057 | 568 299 | 0 095 | 0 015 |
| Graders | 2005 | 2005Graders250 | 250 | 0 784 | 7 837 | 2 17 | 0 314 | 0 314 | 0 057 | 568 299 | 0 07 | 0 015 |
| Graders | 2005 | 2005Graders500 | 500 | 0 692 | 7 117 | 2 913 | 0 279 | 0 279 | 0 05 | 568 299 | 0 062 | 0 015 |
| Graders | 2005 | 2005Graders750 | 750 | 0 703 | 7 284 | 2 909 | 0 282 | 0 282 | 0 052 | 568 299 | 0 063 | 0 015 |
| Graders | 2010 | 2010Graders50 | 50 | 3 0403 | 6 50487 | 8 828 | 0 8516 | 0 7835 | 0 005 | 547 2284 | 0 1593 | 0 014 |
| Graders | 2010 | 2010Graders120 | 120 | 1 3215 | 10 4805 | 4 95239 | 0 8539 | 0 7856 | 0 0048 | 523 7684 | 0 1525 | 0 013 |
| Graders | 2010 | 2010Graders175 | 175 | 0 8617 | 8 98998 | 3 90428 | 0 4962 | 0 4565 | 0 005 | 536 7031 | 0 1562 | 0 014 |
| Graders | 2010 | 2010Graders250 | 250 | 0 3578 | 5 73143 | 1 43786 | 0 1816 | 0 167 | 0 0049 | 530 3343 | 0 1544 | 0 014 |
| Graders | 2010 | 2010Graders500 | 500 | 0 2721 | 3 80781 | 1 81115 | 0 1418 | 0 1304 | 0 0049 | 525 6597 | 0 153 | 0 013 |
| Graders | 2010 | 2010Graders750 | 750 | 0 535 | 5 386 | 1 861 | 0 202 | 0 202 | 0 005 | 568 299 | 0 048 | 0 015 |
| Graders | 2011 | 2011Graders50 | 50 | 3 0712 | 6 52829 | 8 9223 | 0 8596 | 0 7909 | 0 005 | 545 8822 | 0 1593 | 0 014 |
| Graders | 2011 | 2011Graders120 | 120 | 1 3059 | 10 3495 | 4 9423 | 0 8474 | 0 7796 | 0 0048 | 522 5082 | 0 1525 | 0 013 |
| Graders | 2011 | 2011Graders175 | 175 | 0 8569 | 8 91245 | 3 91881 | 0 4944 | 0 4548 | 0 005 | 535 2864 | 0 1562 | 0 014 |
| Graders | 2011 | 2011Graders250 | 250 | 0 367 | 5 74733 | 1 44556 | 0 1832 | 0 1685 | 0 0049 | 529 0473 | 0 1544 | 0 014 |
| Graders | 2011 | 2011Graders500 | 500 | 0 2866 | 3 81827 | 1 83104 | 0 144 | 0 1325 | 0 0049 | 524 3479 | 0 153 | 0 013 |
| Graders | 2011 | 2011Graders750 | 750 | 0 509 | 4 992 | 1 744 | 0 184 | 0 184 | 0 005 | 568 299 | 0 045 | 0 015 |
| Graders | 2012 | 2012Graders50 | 50 | 3 1006 | 6 55055 | 9 01183 | 0 8672 | 0 7979 | 0 005 | 544 5383 | 0 1593 | 0 014 |
| Graders | 2012 | 2012Graders120 | 120 | 1 3026 | 10 2881 | 4 94871 | 0 848 | 0 7801 | 0 0048 | 521 1967 | 0 1525 | 0 013 |
| Graders | 2012 | 2012Graders175 | 175 | 0 8596 | 8 89699 | 3 94251 | 0 496 | 0 4563 | 0 005 | 533 878 | 0 1562 | 0 014 |
| Graders | 2012 | 2012Graders250 | 250 | 0 3776 | 5 777 | 1 45898 | 0 1854 | 0 1706 | 0 0049 | 527 8224 | 0 1544 | 0 014 |
| Graders | 2012 | 2012Graders500 | 500 | 0 2986 | 3 8123 | 1 82432 | 0 145 | 0 1334 | 0 0049 | 522 8547 | 0 153 | 0 013 |
| Graders | 2012 | 2012Graders750 | 750 | 0 485 | 4 624 | 1 642 | 0 168 | 0 168 | 0 005 | 568 299 | 0 043 | 0 015 |
| Graders | 2013 | 2013Graders50 | 50 | 3 1283 | 6 57166 | 9 0965 | 0 8744 | 0 8045 | 0 005 | 541 8285 | 0 1593 | 0 014 |
| Graders | 2013 | 2013Graders120 | 120 | 1 3013 | 10 2424 | 4 95898 | 0 8494 | 0 7814 | 0 0048 | 518 5552 | 0 1525 | 0 013 |
| Graders | 2013 | 2013Graders175 | 175 | 0 8571 | 8 8338 | 3 95423 | 0 4951 | 0 4555 | 0 005 | 530 9753 | 0 1561 | 0 014 |
| Graders | 2013 | 2013Graders250 | 250 | 0 383 | 5 74577 | 1 45924 | 0 1849 | 0 1701 | 0 0049 | 525 0407 | 0 1544 | 0 013 |
| Graders | 2013 | 2013Graders500 | 500 | 0 3022 | 3 71231 | 1 7965 | 0 1413 | 0 13 | 0 0049 | 520 0526 | 0 1529 | 0 013 |
| Graders | 2013 | 2013Graders750 | 750 | 0 462 | 4 281 | 1 556 | 0 152 | 0 152 | 0 005 | 568 299 | 0 041 | 0 015 |
| Graders | 2014 | 2014Graders50 | 50 | 3 0937 | 6 54967 | 9 06534 | 0 8672 | 0 7978 | 0 005 | 539 1216 | 0 1593 | 0 014 |
| Graders | 2014 | 2014Graders120 | 120 | 1 2692 | 9 98567 | 4 91977 | 0 832 | 0 7654 | 0 0048 | 515 3819 | 0 1523 | 0 013 |
| Graders | 2014 | 2014Graders175 | 175 | 0 8469 | 8 70206 | 3 95083 | 0 4884 | 0 4493 | 0 005 | 527 8337 | 0 156 | 0 014 |
| Graders | 2014 | 2014Graders250 | 250 | 0 3898 | 5 73998 | 1 46245 | 0 1853 | 0 1705 | 0 0049 | 522 3298 | 0 1544 | 0 013 |
| Graders | 2014 | 2014Graders500 | 500 | 0 3141 | 3 71371 | 1 79096 | 0 1427 | 0 1313 | 0 0049 | 517 3766 | 0 1529 | 0 013 |
| Graders | 2014 | 2014Graders750 | 750 | 0 437 | 3 876 | 1 483 | 0 138 | 0 138 | 0 005 | 568 299 | 0 039 | 0 015 |
| Graders | 2015 | 2015Graders50 | 50 | 3 1185 | 6 56967 | 9 14399 | 0 8737 | 0 8038 | 0 005 | 533 6812 | 0 1593 | 0 014 |
| Graders | 2015 | 2015Graders120 | 120 | 1 2391 | 9 73775 | 4 88439 | 0 8131 | 0 7481 | 0 0048 | 509 597 | 0 1521 | 0 013 |
| Graders | 2015 | 2015Graders175 | 175 | 0 8439 | 8 63742 | 3 95849 | 0 4857 | 0 4468 | 0 005 | 522 2182 | 0 1559 | 0 013 |
| Graders | 2015 | 2015Graders250 | 250 | 0 396 | 5 72754 | 1 46577 | 0 1856 | 0 1708 | 0 0049 | 517 1275 | 0 1544 | 0 013 |
| Graders | 2015 | 2015Graders500 | 500 | 0 3261 | 3 72122 | 1 79107 | 0 1442 | 0 1327 | 0 0049 | 512 0975 | 0 1529 | 0 013 |
| Graders | 2015 | 2015Graders750 | 750 | 0 414 | 3 501 | 1 42 | 0 124 | 0 124 | 0 005 | 568 299 | 0 037 | 0 015 |
| Graders | 2016 | 2016Graders50 | 50 | 3 0846 | 6 51973 | 9 10623 | 0 8664 | 0 7952 | 0 005 | 528 2444 | 0 1593 | 0 014 |
| Graders | 2016 | 2016Graders120 | 120 | 1 1929 | 9 41488 | 4 82948 | 0 7799 | 0 7175 | 0 0048 | 503 1614 | 0 1518 | 0 013 |
| Graders | 2016 | 2016Graders175 | 175 | 0 8097 | 8 24966 | 3 91624 | 0 4635 | 0 4264 | 0 005 | 516 1305 | 0 1557 | 0 013 |
| Graders | 2016 | 2016Graders250 | 250 | 0 3983 | 5 6628 | 1 45911 | 0 184 | 0 1692 | 0 0049 | 511 6959 | 0 1543 | 0 013 |
| Graders | 2016 | 2016Graders500 | 500 | 0 3343 | 3 6858 | 1 77374 | 0 144 | 0 1325 | 0 0049 | 506 5064 | 0 1528 | 0 013 |
| Graders | 2016 | 2016Graders750 | 750 | 0 393 | 3 154 | 1 367 | 0 112 | 0 112 | 0 005 | 568 299 | 0 035 | 0 015 |
| Graders | 2017 | 2017Graders50 | 50 | 3 0068 | 6 423 | 8 97826 | 0 8434 | 0 776 | 0 005 | 520 0747 | 0 1593 | 0 013 |
| Graders | 2017 | 2017Graders120 | 120 | 1 1644 | 9 19125 | 4 81041 | 0 7585 | 0 6978 | 0 0048 | 495 9186 | 0 1519 | 0 013 |
| Graders | 2017 | 2017Graders175 | 175 | 0 7571 | 7 66265 | 3 84518 | 0 4304 | 0 396 | 0 0049 | 506 7478 | 0 1553 | 0 013 |
| Graders | 2017 | 2017Graders250 | 250 | 0 3961 | 5 52488 | 1 44905 | 0 1802 | 0 1658 | 0 0049 | 503 8022 | 0 1544 | 0 013 |
| Graders | 2017 | 2017Graders500 | 500 | 0 3342 | 3 55709 | 1 70747 | 0 1393 | 0 1282 | 0 0049 | 498 5996 | 0 1528 | 0 013 |
| Graders | 2017 | 2017Graders750 | 750 | 0 372 | 2 835 | 1 323 | 0 1 | 0 1 | 0 005 | 568 299 | 0 033 | 0 015 |
| Graders | 2018 | 2018Graders50 | 50 | 2 8087 | 6 17962 | 8 62631 | 0 7895 | 0 7264 | 0 005 | 511 9098 | 0 1594 | 0 013 |
| Graders | 2018 | 2018Graders120 | 120 | 1 0752 | 8 51554 | 4 69711 | 0 6971 | 0 6413 | 0 0048 | 487 6979 | 0 1518 | 0 012 |
| Graders | 2018 | 2018Graders175 | 175 | 0 6614 | 6 60465 | 3 70957 | 0 3713 | 0 3416 | 0 0049 | 497 3767 | 0 1548 | 0 013 |
| Graders | 2018 | 2018Graders250 | 250 | 0 3843 | 5 27094 | 1 41595 | 0 1713 | 0 1576 | 0 0049 | 495 431 | 0 1542 | 0 013 |
| Graders | 2018 | 2018Graders500 | 500 | 0 3243 | 3 34465 | 1 56446 | 0 1295 | 0 1191 | 0 0049 | 490 5758 | 0 1527 | 0 013 |
| Graders | 2018 | 2018Graders750 | 750 | 0 353 | 2 543 | 1 286 | 0 09 | 0 09 | 0 005 | 568 299 | 0 031 | 0 015 |
| Graders | 2019 | 2019Graders50 | 50 | 2 6164 | 5 94463 | 8 27912 | 0 7367 | 0 6778 | 0 005 | 503 7509 | 0 1594 | 0 013 |
| Graders | 2019 | 2019Graders120 | 120 | 1 0321 | 8 1592 | 4 6424 | 0 6653 | 0 612 | 0 0048 | 479 9011 | 0 1518 | 0 012 |
| Graders | 2019 | 2019Graders175 | 175 | 0 6088 | 6 01354 | 3 65586 | 0 3365 | 0 3096 | 0 0049 | 489 0419 | 0 1547 | 0 013 |
| Graders | 2019 | 2019Graders250 | 250 | 0 3599 | 4 86575 | 1 35927 | 0 1562 | 0 1437 | 0 0049 | 486 3288 | 0 1539 | 0 012 |
| Graders | 2019 | 2019Graders500 | 500 | 0 3227 | 3 21794 | 1 52849 | 0 1244 | 0 1145 | 0 0049 | 482 5879 | 0 1527 | 0 012 |
| Graders | 2019 | 2019Graders750 | 750 | 0 335 | 2 276 | 1 255 | 0 08 | 0 08 | 0 005 | 568 299 | 0 03 | 0 015 |
| Graders | 2020 | 2020Graders50 | 50 | 2 5164 | 5 82549 | 8 13394 | 0 7086 | 0 6519 | 0 005 | 492 8615 | 0 1594 | 0 013 |
| Graders | 2020 | 2020Graders120 | 120 | 0 976 | 7 72513 | 4 56142 | 0 622 | 0 5722 | 0 0048 | 469 3371 | 0 1518 | 0 012 |
| Graders | 2020 | 2020Graders175 | 175 | 0 5667 | 5 53045 | 3 62102 | 0 3085 | 0 2838 | 0 0049 | 478 0403 | 0 1546 | 0 012 |
| Graders | 2020 | 2020Graders250 | 250 | 0 3519 | 4 67787 | 1 34183 | 0 1495 | 0 1376 | 0 0049 | 475 3037 | 0 1537 | 0 012 |
| Graders | 2020 | 2020Graders500 | 500 | 0 322 | 3 10731 | 1 5256 | 0 1206 | 0 111 | 0 0049 | 471 9795 | 0 1526 | 0 012 |
| Graders | 2020 | 2020Graders750 | 750 | 0 319 | 2 031 | 1 229 | 0 072 | 0 072 | 0 005 | 568 299 | 0 028 | 0 015 |
| Graders | 2021 | 2021Graders50 | 50 | 2 2353 | 5 48468 | 7 62621 | 0 6313 | 0 5808 | 0 005 | 492 9352 | 0 1594 | 0 013 |
| Graders | 2021 | 2021Graders120 | 120 | 0 9009 | 7 12535 | 4 45175 | 0 5698 | 0 5242 | 0 0048 | 469 0701 | 0 1517 | 0 012 |

| | | | | | | | | | | | | |
|---|---|---|---|---|---|---|---|---|---|---|---|---|
| Graders | 2021 | 2021Graders175 | 175 | 0.5053 | 4.83947 | 3.55896 | 0.27 | 0.2484 | 0.0049 | 478.5289 | 0.1548 | 0.012 |
| Graders | 2021 | 2021Graders250 | 250 | 0.335 | 4.38134 | 1.30687 | 0.1388 | 0.1277 | 0.0049 | 474.5386 | 0.1535 | 0.012 |
| Graders | 2021 | 2021Graders500 | 500 | 0.322 | 3.01257 | 1.46044 | 0.117 | 0.1077 | 0.0049 | 471.8981 | 0.1526 | 0.012 |
| Graders | 2021 | 2021Graders750 | 750 | 0.303 | 1.808 | 1.207 | 0.064 | 0.064 | 0.005 | 568.299 | 0.027 | 0.015 |
| Graders | 2022 | 2022Graders50 | 50 | 2.1061 | 5.33188 | 7.42848 | 0.5946 | 0.547 | 0.005 | 493.0249 | 0.1595 | 0.013 |
| Graders | 2022 | 2022Graders120 | 120 | 0.7964 | 6.36004 | 4.32966 | 0.4929 | 0.4534 | 0.0048 | 469.6301 | 0.1519 | 0.012 |
| Graders | 2022 | 2022Graders175 | 175 | 0.4403 | 4.12488 | 3.49283 | 0.2293 | 0.2109 | 0.0049 | 478.5664 | 0.1548 | 0.012 |
| Graders | 2022 | 2022Graders250 | 250 | 0.3069 | 3.8881 | 1.27327 | 0.1237 | 0.1138 | 0.0049 | 474.239 | 0.1534 | 0.012 |
| Graders | 2022 | 2022Graders500 | 500 | 0.311 | 2.80191 | 1.38967 | 0.1082 | 0.0996 | 0.0049 | 471.9278 | 0.1526 | 0.012 |
| Graders | 2022 | 2022Graders750 | 750 | 0.289 | 1.606 | 1.187 | 0.057 | 0.057 | 0.005 | 568.299 | 0.026 | 0.015 |
| Graders | 2023 | 2023Graders50 | 50 | 1.9468 | 5.14799 | 7.19094 | 0.5491 | 0.5052 | 0.0051 | 494.0202 | 0.1598 | 0.013 |
| Graders | 2023 | 2023Graders120 | 120 | 0.719 | 5.74006 | 4.22811 | 0.4357 | 0.4009 | 0.0048 | 469.2859 | 0.1518 | 0.012 |
| Graders | 2023 | 2023Graders175 | 175 | 0.3898 | 3.54785 | 3.45006 | 0.1953 | 0.1797 | 0.0049 | 478.4629 | 0.1547 | 0.012 |
| Graders | 2023 | 2023Graders250 | 250 | 0.2836 | 3.44101 | 1.25173 | 0.1115 | 0.1026 | 0.0049 | 473.9256 | 0.1533 | 0.012 |
| Graders | 2023 | 2023Graders500 | 500 | 0.3086 | 2.70451 | 1.38481 | 0.1051 | 0.0967 | 0.0049 | 471.0306 | 0.1523 | 0.012 |
| Graders | 2023 | 2023Graders750 | 750 | 0.276 | 1.425 | 1.17 | 0.051 | 0.051 | 0.005 | 568.3 | 0.026 | 0.015 |
| Graders | 2024 | 2024Graders50 | 50 | 1.8502 | 5.0278 | 7.05059 | 0.5204 | 0.4787 | 0.0051 | 493.7913 | 0.1597 | 0.013 |
| Graders | 2024 | 2024Graders120 | 120 | 0.6826 | 5.43389 | 4.20033 | 0.408 | 0.3753 | 0.0048 | 469.8208 | 0.1519 | 0.012 |
| Graders | 2024 | 2024Graders175 | 175 | 0.3638 | 3.20219 | 3.43239 | 0.1768 | 0.1626 | 0.0049 | 478.4986 | 0.1548 | 0.012 |
| Graders | 2024 | 2024Graders250 | 250 | 0.2622 | 3.07323 | 1.22497 | 0.0997 | 0.0917 | 0.0049 | 473.6685 | 0.1532 | 0.012 |
| Graders | 2024 | 2024Graders500 | 500 | 0.2926 | 2.43171 | 1.35613 | 0.0953 | 0.0877 | 0.0049 | 470.2664 | 0.1521 | 0.012 |
| Graders | 2024 | 2024Graders750 | 750 | 0.264 | 1.265 | 1.155 | 0.046 | 0.046 | 0.005 | 568.3 | 0.023 | 0.015 |
| Graders | 2025 | 2025Graders50 | 50 | 1.8644 | 5.04301 | 7.12535 | 0.5215 | 0.4798 | 0.0051 | 493.5322 | 0.1596 | 0.013 |
| Graders | 2025 | 2025Graders120 | 120 | 0.6878 | 5.07379 | 4.14911 | 0.3712 | 0.3415 | 0.0048 | 468.3155 | 0.1515 | 0.012 |
| Graders | 2025 | 2025Graders175 | 175 | 0.3288 | 2.77396 | 3.41759 | 0.1521 | 0.1399 | 0.0049 | 478.5084 | 0.1548 | 0.012 |
| Graders | 2025 | 2025Graders250 | 250 | 0.2301 | 2.55629 | 1.17888 | 0.0823 | 0.0757 | 0.0049 | 473.4704 | 0.1531 | 0.012 |
| Graders | 2025 | 2025Graders500 | 500 | 0.2796 | 2.26485 | 1.31461 | 0.088 | 0.0809 | 0.0049 | 470.7533 | 0.1523 | 0.012 |
| Graders | 2025 | 2025Graders750 | 750 | 0.253 | 1.125 | 1.141 | 0.041 | 0.041 | 0.005 | 568.3 | 0.022 | 0.015 |
| Graders | 2030 | 2030Graders50 | 50 | 0.648 | 3.53 | 5.239 | 0.065 | 0.065 | 0.007 | 568.299 | 0.058 | 0.015 |
| Graders | 2030 | 2030Graders120 | 120 | 0.323 | 1.903 | 3.775 | 0.058 | 0.058 | 0.006 | 568.299 | 0.029 | 0.015 |
| Graders | 2030 | 2030Graders175 | 175 | 0.237 | 0.815 | 3.326 | 0.038 | 0.038 | 0.006 | 568.3 | 0.021 | 0.015 |
| Graders | 2030 | 2030Graders250 | 250 | 0.216 | 0.684 | 1.148 | 0.024 | 0.024 | 0.006 | 568.299 | 0.019 | 0.015 |
| Graders | 2030 | 2030Graders500 | 500 | 0.214 | 0.647 | 1.097 | 0.023 | 0.023 | 0.005 | 568.299 | 0.019 | 0.015 |
| Graders | 2030 | 2030Graders750 | 750 | 0.214 | 0.654 | 1.097 | 0.023 | 0.023 | 0.005 | 568.299 | 0.019 | 0.015 |
| Graders | 2035 | 2035Graders50 | 50 | 0.593 | 3.356 | 5.189 | 0.037 | 0.037 | 0.007 | 568.299 | 0.053 | 0.015 |
| Graders | 2035 | 2035Graders120 | 120 | 0.293 | 1.661 | 3.767 | 0.034 | 0.034 | 0.006 | 568.299 | 0.026 | 0.015 |
| Graders | 2035 | 2035Graders175 | 175 | 0.206 | 0.506 | 3.326 | 0.022 | 0.022 | 0.006 | 568.3 | 0.018 | 0.015 |
| Graders | 2035 | 2035Graders250 | 250 | 0.196 | 0.452 | 1.137 | 0.016 | 0.016 | 0.006 | 568.299 | 0.017 | 0.015 |
| Graders | 2035 | 2035Graders500 | 500 | 0.195 | 0.434 | 1.083 | 0.016 | 0.016 | 0.005 | 568.299 | 0.017 | 0.015 |
| Graders | 2035 | 2035Graders750 | 750 | 0.195 | 0.438 | 1.083 | 0.016 | 0.016 | 0.005 | 568.299 | 0.017 | 0.015 |
| Graders | 2040 | 2040Graders50 | 50 | 0.563 | 3.298 | 5.161 | 0.026 | 0.026 | 0.007 | 568.3 | 0.05 | 0.015 |
| Graders | 2040 | 2040Graders120 | 120 | 0.278 | 1.56 | 3.764 | 0.024 | 0.024 | 0.006 | 568.299 | 0.025 | 0.015 |
| Graders | 2040 | 2040Graders175 | 175 | 0.193 | 0.38 | 3.326 | 0.017 | 0.017 | 0.006 | 568.299 | 0.017 | 0.015 |
| Graders | 2040 | 2040Graders250 | 250 | 0.188 | 0.36 | 1.133 | 0.013 | 0.013 | 0.006 | 568.299 | 0.017 | 0.015 |
| Graders | 2040 | 2040Graders500 | 500 | 0.188 | 0.351 | 1.079 | 0.013 | 0.013 | 0.005 | 568.299 | 0.017 | 0.015 |
| Graders | 2040 | 2040Graders750 | 750 | 0.188 | 0.353 | 1.079 | 0.013 | 0.013 | 0.005 | 568.299 | 0.017 | 0.015 |
| Off-Highway Tractors | 1990 | 1990Off-Highway Tractors120 | 120 | 2.432 | 15.285 | 5.842 | 1.384 | 1.384 | 0.791 | 568.299 | 0.219 | 0.015 |
| Off-Highway Tractors | 1990 | 1990Off-Highway Tractors175 | 175 | 1.85 | 14.647 | 5.217 | 1.033 | 1.033 | 0.758 | 568.299 | 0.166 | 0.015 |
| Off-Highway Tractors | 1990 | 1990Off-Highway Tractors250 | 250 | 1.85 | 14.647 | 5.217 | 1.033 | 1.033 | 0.758 | 568.299 | 0.166 | 0.015 |
| Off-Highway Tractors | 1990 | 1990Off-Highway Tractors750 | 750 | 1.629 | 13.849 | 11.847 | 0.896 | 0.896 | 1.018 | 568.3 | 0.147 | 0.015 |
| Off-Highway Tractors | 1990 | 1990Off-Highway Tractors1000 | 1000 | 1.622 | 13.849 | 11.847 | 0.888 | 0.888 | 1.018 | 568.3 | 0.146 | 0.015 |
| Off-Highway Tractors | 2000 | 2000Off-Highway Tractors120 | 120 | 2.047 | 11.606 | 5.046 | 0.972 | 0.972 | 0.06 | 568.299 | 0.184 | 0.015 |
| Off-Highway Tractors | 2000 | 2000Off-Highway Tractors175 | 175 | 1.413 | 10.675 | 4.213 | 0.602 | 0.602 | 0.057 | 568.299 | 0.127 | 0.015 |
| Off-Highway Tractors | 2000 | 2000Off-Highway Tractors250 | 250 | 1.269 | 10.426 | 3.665 | 0.532 | 0.532 | 0.057 | 568.299 | 0.114 | 0.015 |
| Off-Highway Tractors | 2000 | 2000Off-Highway Tractors750 | 750 | 1.134 | 9.864 | 6.836 | 0.461 | 0.461 | 0.052 | 568.299 | 0.102 | 0.015 |
| Off-Highway Tractors | 2000 | 2000Off-Highway Tractors1000 | 1000 | 1.17 | 10.29 | 7.259 | 0.444 | 0.444 | 0.052 | 568.299 | 0.105 | 0.015 |
| Off-Highway Tractors | 2005 | 2005Off-Highway Tractors120 | 120 | 1.86 | 10.379 | 4.801 | 0.932 | 0.932 | 0.06 | 568.299 | 0.167 | 0.015 |
| Off-Highway Tractors | 2005 | 2005Off-Highway Tractors175 | 175 | 1.246 | 9.479 | 3.943 | 0.547 | 0.547 | 0.057 | 568.299 | 0.112 | 0.015 |
| Off-Highway Tractors | 2005 | 2005Off-Highway Tractors250 | 250 | 1.027 | 9.16 | 2.923 | 0.425 | 0.425 | 0.057 | 568.299 | 0.092 | 0.015 |
| Off-Highway Tractors | 2005 | 2005Off-Highway Tractors750 | 750 | 0.913 | 8.543 | 4.992 | 0.372 | 0.372 | 0.052 | 568.299 | 0.082 | 0.015 |
| Off-Highway Tractors | 2005 | 2005Off-Highway Tractors1000 | 1000 | 0.975 | 9.293 | 5.369 | 0.359 | 0.359 | 0.052 | 568.299 | 0.088 | 0.015 |
| Off-Highway Tractors | 2010 | 2010Off-Highway Tractors120 | 120 | 0.8438 | 7.39576 | 4.06859 | 0.6097 | 0.5609 | 0.0049 | 529.8898 | 0.1542 | 0.014 |
| Off-Highway Tractors | 2010 | 2010Off-Highway Tractors175 | 175 | 0.524 | 6.19445 | 3.25207 | 0.3224 | 0.2966 | 0.0049 | 526.0485 | 0.1531 | 0.013 |
| Off-Highway Tractors | 2010 | 2010Off-Highway Tractors250 | 250 | 0.4541 | 6.56823 | 1.80076 | 0.241 | 0.2218 | 0.0049 | 522.8212 | 0.1522 | 0.013 |
| Off-Highway Tractors | 2010 | 2010Off-Highway Tractors750 | 750 | 0.2973 | 4.74911 | 1.65183 | 0.1633 | 0.1503 | 0.0049 | 526.6401 | 0.1533 | 0.013 |
| Off-Highway Tractors | 2010 | 2010Off-Highway Tractors1000 | 1000 | 1.0381 | 12.2723 | 13.844 | 0.6244 | 0.5744 | 0.0049 | 524.505 | 0.1527 | 0.013 |
| Off-Highway Tractors | 2011 | 2011Off-Highway Tractors120 | 120 | 0.8053 | 7.12201 | 4.04749 | 0.5883 | 0.5412 | 0.0049 | 528.6123 | 0.1543 | 0.014 |
| Off-Highway Tractors | 2011 | 2011Off-Highway Tractors175 | 175 | 0.4947 | 5.88095 | 3.25718 | 0.307 | 0.2824 | 0.0049 | 524.5528 | 0.1531 | 0.013 |
| Off-Highway Tractors | 2011 | 2011Off-Highway Tractors250 | 250 | 0.4394 | 6.3706 | 1.73271 | 0.2303 | 0.2119 | 0.0049 | 521.5328 | 0.1522 | 0.013 |
| Off-Highway Tractors | 2011 | 2011Off-Highway Tractors750 | 750 | 0.3077 | 4.77936 | 1.66137 | 0.1661 | 0.1528 | 0.0049 | 525.3172 | 0.1533 | 0.013 |
| Off-Highway Tractors | 2011 | 2011Off-Highway Tractors1000 | 1000 | 1.0381 | 12.2723 | 13.844 | 0.6244 | 0.5744 | 0.0049 | 523.1938 | 0.1527 | 0.013 |
| Off-Highway Tractors | 2012 | 2012Off-Highway Tractors120 | 120 | 0.804 | 7.07175 | 4.07302 | 0.588 | 0.5409 | 0.0049 | 527.1281 | 0.1542 | 0.014 |
| Off-Highway Tractors | 2012 | 2012Off-Highway Tractors175 | 175 | 0.4819 | 5.70904 | 3.27598 | 0.2995 | 0.2755 | 0.0049 | 523.1986 | 0.1531 | 0.013 |
| Off-Highway Tractors | 2012 | 2012Off-Highway Tractors250 | 250 | 0.434 | 6.26836 | 1.70131 | 0.2249 | 0.2069 | 0.0049 | 520.2636 | 0.1522 | 0.013 |
| Off-Highway Tractors | 2012 | 2012Off-Highway Tractors750 | 750 | 0.318 | 4.80904 | 1.67078 | 0.1689 | 0.1554 | 0.0049 | 523.9941 | 0.1533 | 0.013 |
| Off-Highway Tractors | 2012 | 2012Off-Highway Tractors1000 | 1000 | 1.0381 | 12.2723 | 13.844 | 0.6244 | 0.5744 | 0.0049 | 521.8825 | 0.1527 | 0.013 |
| Off-Highway Tractors | 2013 | 2013Off-Highway Tractors120 | 120 | 0.769 | 6.79599 | 4.04714 | 0.564 | 0.5189 | 0.0049 | 524.1555 | 0.1541 | 0.013 |
| Off-Highway Tractors | 2013 | 2013Off-Highway Tractors175 | 175 | 0.4574 | 5.42114 | 3.28016 | 0.2809 | 0.2585 | 0.0049 | 520.6151 | 0.1531 | 0.013 |
| Off-Highway Tractors | 2013 | 2013Off-Highway Tractors250 | 250 | 0.4275 | 6.11434 | 1.67153 | 0.2187 | 0.2012 | 0.0049 | 517.5627 | 0.1522 | 0.013 |
| Off-Highway Tractors | 2013 | 2013Off-Highway Tractors750 | 750 | 0.2878 | 4.32547 | 1.42496 | 0.1491 | 0.1372 | 0.0049 | 519.6246 | 0.1528 | 0.013 |
| Off-Highway Tractors | 2013 | 2013Off-Highway Tractors1000 | 1000 | 1.0381 | 12.2723 | 13.844 | 0.6244 | 0.5744 | 0.0049 | 519.26 | 0.1527 | 0.013 |
| Off-Highway Tractors | 2014 | 2014Off-Highway Tractors120 | 120 | 0.6981 | 6.28073 | 3.97241 | 0.5133 | 0.4723 | 0.0049 | 520.8244 | 0.1539 | 0.013 |
| Off-Highway Tractors | 2014 | 2014Off-Highway Tractors175 | 175 | 0.4242 | 5.02525 | 3.26511 | 0.2577 | 0.2371 | 0.0049 | 518.1639 | 0.1531 | 0.013 |
| Off-Highway Tractors | 2014 | 2014Off-Highway Tractors250 | 250 | 0.4046 | 5.66092 | 1.62822 | 0.2031 | 0.1869 | 0.0049 | 514.3699 | 0.152 | 0.013 |
| Off-Highway Tractors | 2014 | 2014Off-Highway Tractors750 | 750 | 0.2665 | 4.00651 | 1.33448 | 0.133 | 0.1223 | 0.0049 | 516.904 | 0.1528 | 0.013 |
| Off-Highway Tractors | 2014 | 2014Off-Highway Tractors1000 | 1000 | 0.0846 | 2.27938 | 0.94694 | 0.0543 | 0.0499 | 0.0049 | 516.6375 | 0.1527 | 0.013 |
| Off-Highway Tractors | 2015 | 2015Off-Highway Tractors120 | 120 | 0.6744 | 6.06726 | 3.96474 | 0.4942 | 0.4547 | 0.0049 | 515.3203 | 0.1538 | 0.013 |
| Off-Highway Tractors | 2015 | 2015Off-Highway Tractors175 | 175 | 0.4017 | 4.72365 | 3.26419 | 0.2393 | 0.2201 | 0.0049 | 512.6079 | 0.153 | 0.013 |
| Off-Highway Tractors | 2015 | 2015Off-Highway Tractors250 | 250 | 0.4004 | 5.52773 | 1.60534 | 0.1989 | 0.183 | 0.0049 | 509.1896 | 0.152 | 0.013 |
| Off-Highway Tractors | 2015 | 2015Off-Highway Tractors750 | 750 | 0.2623 | 3.87437 | 1.17195 | 0.1262 | 0.1161 | 0.0049 | 511.0814 | 0.1526 | 0.013 |
| Off-Highway Tractors | 2015 | 2015Off-Highway Tractors1000 | 1000 | 0.096 | 2.29983 | 0.96003 | 0.0558 | 0.0513 | 0.0049 | 513.3924 | 0.1527 | 0.013 |
| Off-Highway Tractors | 2016 | 2016Off-Highway Tractors120 | 120 | 0.6246 | 5.6465 | 3.92464 | 0.4538 | 0.4175 | 0.0049 | 509.4472 | 0.1537 | 0.013 |
| Off-Highway Tractors | 2016 | 2016Off-Highway Tractors175 | 175 | 0.391 | 4.51093 | 3.27806 | 0.229 | 0.2106 | 0.0049 | 507.6294 | 0.1531 | 0.013 |
| Off-Highway Tractors | 2016 | 2016Off-Highway Tractors250 | 250 | 0.3587 | 4.92994 | 1.47177 | 0.1709 | 0.1572 | 0.0049 | 504.1229 | 0.1521 | 0.013 |
| Off-Highway Tractors | 2016 | 2016Off-Highway Tractors750 | 750 | 0.2519 | 3.57265 | 1.14348 | 0.1171 | 0.1077 | 0.0049 | 505.762 | 0.1526 | 0.013 |
| Off-Highway Tractors | 2016 | 2016Off-Highway Tractors1000 | 1000 | 0.1073 | 2.31987 | 0.97285 | 0.0573 | 0.0527 | 0.0049 | 506.1474 | 0.1527 | 0.013 |
| Off-Highway Tractors | 2017 | 2017Off-Highway Tractors120 | 120 | 0.5864 | 5.31726 | 3.90108 | 0.4229 | 0.389 | 0.0049 | 501.2453 | 0.1536 | 0.013 |
| Off-Highway Tractors | 2017 | 2017Off-Highway Tractors175 | 175 | 0.3559 | 4.02594 | 3.2589 | 0.2049 | 0.1885 | 0.0049 | 499.2446 | 0.153 | 0.013 |
| Off-Highway Tractors | 2017 | 2017Off-Highway Tractors250 | 250 | 0.3275 | 4.38216 | 1.403 | 0.1511 | 0.139 | 0.0049 | 496.4983 | 0.1521 | 0.013 |
| Off-Highway Tractors | 2017 | 2017Off-Highway Tractors750 | 750 | 0.2475 | 3.32351 | 1.14456 | 0.1118 | 0.1029 | 0.0049 | 497.6181 | 0.1525 | 0.013 |
| Off-Highway Tractors | 2017 | 2017Off-Highway Tractors1000 | 1000 | 0.1183 | 2.33951 | 0.98542 | 0.0588 | 0.0541 | 0.0049 | 498.2798 | 0.1527 | 0.013 |
| Off-Highway Tractors | 2018 | 2018Off-Highway Tractors120 | 120 | 0.5219 | 4.78732 | 3.83227 | 0.3728 | 0.343 | 0.0049 | 492.8709 | 0.1534 | 0.013 |
| Off-Highway Tractors | 2018 | 2018Off-Highway Tractors175 | 175 | 0.3149 | 3.49764 | 3.2191 | 0.1756 | 0.1616 | 0.0049 | 491.3128 | 0.153 | 0.013 |
| Off-Highway Tractors | 2018 | 2018Off-Highway Tractors250 | 250 | 0.2716 | 3.45421 | 1.29494 | 0.1186 | 0.1091 | 0.0049 | 488.6765 | 0.1521 | 0.013 |
| Off-Highway Tractors | 2018 | 2018Off-Highway Tractors750 | 750 | 0.1955 | 2.1656 | 1.11871 | 0.0806 | 0.0741 | 0.0049 | 490.1818 | 0.1526 | 0.013 |
| Off-Highway Tractors | 2018 | 2018Off-Highway Tractors1000 | 1000 | 0.1291 | 2.35874 | 0.99773 | 0.0602 | 0.0554 | 0.0049 | 490.4122 | 0.1527 | 0.013 |
| Off-Highway Tractors | 2019 | 2019Off-Highway Tractors120 | 120 | 0.4731 | 4.42145 | 3.79465 | 0.3311 | 0.3046 | 0.0049 | 484.2693 | 0.1532 | 0.012 |
| Off-Highway Tractors | 2019 | 2019Off-Highway Tractors175 | 175 | 0.2941 | 3.20755 | 3.21895 | 0.1586 | 0.1459 | 0.0049 | 483.4306 | 0.153 | 0.012 |
| Off-Highway Tractors | 2019 | 2019Off-Highway Tractors250 | 250 | 0.2385 | 2.9142 | 1.21832 | 0.0976 | 0.0898 | 0.0049 | 481.2751 | 0.1523 | 0.012 |
| Off-Highway Tractors | 2019 | 2019Off-Highway Tractors750 | 750 | 0.2052 | 2.17682 | 1.12934 | 0.082 | 0.0754 | 0.0049 | 482.3091 | 0.1526 | 0.012 |
| Off-Highway Tractors | 2019 | 2019Off-Highway Tractors1000 | 1000 | 0.1396 | 2.37757 | 1.00978 | 0.0616 | 0.0567 | 0.0049 | 482.5446 | 0.1527 | 0.012 |
| Off-Highway Tractors | 2020 | 2020Off-Highway Tractors120 | 120 | 0.4479 | 4.18317 | 3.78798 | 0.307 | 0.2825 | 0.0049 | 474.1481 | 0.1533 | 0.012 |
| Off-Highway Tractors | 2020 | 2020Off-Highway Tractors175 | 175 | 0.271 | 2.89032 | 3.21511 | 0.1402 | 0.129 | 0.0049 | 472.9169 | 0.153 | 0.012 |

| | | | | | | | | | | | | |
|---|---|---|---|---|---|---|---|---|---|---|---|---|
| Off-Highway Tractors | 2020 | 2020Off-Highway Tractors250 | 250 | 0.2214 | 2.57547 | 1.1813 | 0.0862 | 0.0793 | 0.0049 | 470.943 | 0.1523 | 0.012 |
| Off-Highway Tractors | 2020 | 2020Off-Highway Tractors750 | 750 | 0.2014 | 2.04663 | 1.13143 | 0.0762 | 0.0701 | 0.0049 | 471.8151 | 0.1526 | 0.012 |
| Off-Highway Tractors | 2020 | 2020Off-Highway Tractors1000 | 1000 | 0.15 | 2.39599 | 1.02156 | 0.063 | 0.058 | 0.0049 | 472.0545 | 0.1527 | 0.012 |
| Off-Highway Tractors | 2021 | 2021Off-Highway Tractors120 | 120 | 0.3948 | 3.77306 | 3.74258 | 0.261 | 0.2401 | 0.0049 | 474.5155 | 0.1535 | 0.012 |
| Off-Highway Tractors | 2021 | 2021Off-Highway Tractors175 | 175 | 0.2587 | 2.65962 | 3.21953 | 0.1286 | 0.1183 | 0.0049 | 472.9236 | 0.153 | 0.012 |
| Off-Highway Tractors | 2021 | 2021Off-Highway Tractors250 | 250 | 0.1997 | 2.11341 | 1.16179 | 0.0723 | 0.0665 | 0.0049 | 471.0028 | 0.1523 | 0.012 |
| Off-Highway Tractors | 2021 | 2021Off-Highway Tractors750 | 750 | 0.1812 | 1.71505 | 1.12237 | 0.063 | 0.058 | 0.0049 | 471.8056 | 0.1526 | 0.012 |
| Off-Highway Tractors | 2021 | 2021Off-Highway Tractors1000 | 1000 | 0.1601 | 2.41401 | 1.0331 | 0.0644 | 0.0592 | 0.0049 | 472.0545 | 0.1527 | 0.012 |
| Off-Highway Tractors | 2022 | 2022Off-Highway Tractors120 | 120 | 0.3482 | 3.39986 | 3.70994 | 0.2194 | 0.2018 | 0.0049 | 475.2338 | 0.1537 | 0.012 |
| Off-Highway Tractors | 2022 | 2022Off-Highway Tractors175 | 175 | 0.2312 | 2.23877 | 3.18586 | 0.1073 | 0.0987 | 0.0049 | 472.8111 | 0.1529 | 0.012 |
| Off-Highway Tractors | 2022 | 2022Off-Highway Tractors250 | 250 | 0.1795 | 1.73242 | 1.14284 | 0.0601 | 0.0553 | 0.0049 | 471.1313 | 0.1524 | 0.012 |
| Off-Highway Tractors | 2022 | 2022Off-Highway Tractors750 | 750 | 0.171 | 1.43309 | 1.12111 | 0.0545 | 0.0501 | 0.0049 | 471.939 | 0.1526 | 0.012 |
| Off-Highway Tractors | 2022 | 2022Off-Highway Tractors1000 | 1000 | 0.1699 | 2.43162 | 1.04437 | 0.0657 | 0.0604 | 0.0049 | 472.0545 | 0.1527 | 0.012 |
| Off-Highway Tractors | 2023 | 2023Off-Highway Tractors120 | 120 | 0.3163 | 3.09527 | 3.68654 | 0.1871 | 0.1721 | 0.0049 | 476.0871 | 0.154 | 0.012 |
| Off-Highway Tractors | 2023 | 2023Off-Highway Tractors175 | 175 | 0.201 | 1.78476 | 3.14329 | 0.0854 | 0.0785 | 0.0049 | 472.9962 | 0.153 | 0.012 |
| Off-Highway Tractors | 2023 | 2023Off-Highway Tractors250 | 250 | 0.171 | 1.49148 | 1.13796 | 0.053 | 0.0487 | 0.0049 | 470.845 | 0.1523 | 0.012 |
| Off-Highway Tractors | 2023 | 2023Off-Highway Tractors750 | 750 | 0.1679 | 1.28868 | 1.12418 | 0.0508 | 0.0467 | 0.0049 | 471.9321 | 0.1526 | 0.012 |
| Off-Highway Tractors | 2023 | 2023Off-Highway Tractors1000 | 1000 | 0.1796 | 2.44883 | 1.05538 | 0.067 | 0.0616 | 0.0049 | 472.0545 | 0.1527 | 0.012 |
| Off-Highway Tractors | 2024 | 2024Off-Highway Tractors120 | 120 | 0.3018 | 2.94932 | 3.69095 | 0.1705 | 0.1569 | 0.0049 | 476.3711 | 0.1541 | 0.012 |
| Off-Highway Tractors | 2024 | 2024Off-Highway Tractors175 | 175 | 0.1826 | 1.49579 | 3.1328 | 0.0715 | 0.0658 | 0.0049 | 473.097 | 0.153 | 0.012 |
| Off-Highway Tractors | 2024 | 2024Off-Highway Tractors250 | 250 | 0.1689 | 1.37732 | 1.13461 | 0.0491 | 0.0452 | 0.0049 | 470.6894 | 0.1522 | 0.012 |
| Off-Highway Tractors | 2024 | 2024Off-Highway Tractors750 | 750 | 0.1686 | 1.23477 | 1.13006 | 0.0483 | 0.0444 | 0.0049 | 471.9247 | 0.1526 | 0.012 |
| Off-Highway Tractors | 2024 | 2024Off-Highway Tractors1000 | 1000 | 0.189 | 2.46563 | 1.06613 | 0.0682 | 0.0628 | 0.0049 | 472.0545 | 0.1527 | 0.012 |
| Off-Highway Tractors | 2025 | 2025Off-Highway Tractors120 | 120 | 0.2759 | 2.70745 | 3.66914 | 0.1439 | 0.1324 | 0.0049 | 476.9211 | 0.1542 | 0.012 |
| Off-Highway Tractors | 2025 | 2025Off-Highway Tractors175 | 175 | 0.1752 | 1.34858 | 3.14246 | 0.0647 | 0.0595 | 0.0049 | 473.3021 | 0.1531 | 0.012 |
| Off-Highway Tractors | 2025 | 2025Off-Highway Tractors250 | 250 | 0.1545 | 1.11624 | 1.13017 | 0.04 | 0.0368 | 0.0049 | 470.861 | 0.1523 | 0.012 |
| Off-Highway Tractors | 2025 | 2025Off-Highway Tractors750 | 750 | 0.1673 | 1.11804 | 1.13452 | 0.0451 | 0.0414 | 0.0049 | 471.9169 | 0.1526 | 0.012 |
| Off-Highway Tractors | 2025 | 2025Off-Highway Tractors1000 | 1000 | 0.1982 | 2.48203 | 1.07663 | 0.0695 | 0.0639 | 0.0049 | 472.0545 | 0.1527 | 0.012 |
| Off-Highway Tractors | 2030 | 2030Off-Highway Tractors120 | 120 | 0.518 | 2.959 | 3.944 | 0.175 | 0.175 | 0.006 | 568.299 | 0.046 | 0.015 |
| Off-Highway Tractors | 2030 | 2030Off-Highway Tractors175 | 175 | 0.373 | 1.916 | 3.435 | 0.104 | 0.104 | 0.006 | 568.299 | 0.033 | 0.015 |
| Off-Highway Tractors | 2030 | 2030Off-Highway Tractors250 | 250 | 0.315 | 1.715 | 1.286 | 0.064 | 0.064 | 0.006 | 568.299 | 0.028 | 0.015 |
| Off-Highway Tractors | 2030 | 2030Off-Highway Tractors750 | 750 | 0.304 | 1.59 | 1.351 | 0.06 | 0.06 | 0.005 | 568.299 | 0.027 | 0.015 |
| Off-Highway Tractors | 2030 | 2030Off-Highway Tractors1000 | 1000 | 0.318 | 3.569 | 1.409 | 0.078 | 0.078 | 0.005 | 568.3 | 0.028 | 0.015 |
| Off-Highway Tractors | 2035 | 2035Off-Highway Tractors120 | 120 | 0.418 | 2.35 | 3.902 | 0.107 | 0.107 | 0.006 | 568.299 | 0.037 | 0.015 |
| Off-Highway Tractors | 2035 | 2035Off-Highway Tractors175 | 175 | 0.301 | 1.252 | 3.421 | 0.065 | 0.065 | 0.006 | 568.299 | 0.027 | 0.015 |
| Off-Highway Tractors | 2035 | 2035Off-Highway Tractors250 | 250 | 0.268 | 1.115 | 1.232 | 0.042 | 0.042 | 0.006 | 568.299 | 0.024 | 0.015 |
| Off-Highway Tractors | 2035 | 2035Off-Highway Tractors750 | 750 | 0.262 | 1.045 | 1.238 | 0.04 | 0.04 | 0.005 | 568.299 | 0.023 | 0.015 |
| Off-Highway Tractors | 2035 | 2035Off-Highway Tractors1000 | 1000 | 0.269 | 3.116 | 1.268 | 0.056 | 0.056 | 0.005 | 568.299 | 0.024 | 0.015 |
| Off-Highway Tractors | 2040 | 2040Off-Highway Tractors120 | 120 | 0.362 | 1.976 | 3.878 | 0.067 | 0.067 | 0.006 | 568.299 | 0.032 | 0.015 |
| Off-Highway Tractors | 2040 | 2040Off-Highway Tractors175 | 175 | 0.257 | 0.836 | 3.412 | 0.041 | 0.041 | 0.006 | 568.299 | 0.023 | 0.015 |
| Off-Highway Tractors | 2040 | 2040Off-Highway Tractors250 | 250 | 0.237 | 0.747 | 1.198 | 0.028 | 0.028 | 0.006 | 568.299 | 0.021 | 0.015 |
| Off-Highway Tractors | 2040 | 2040Off-Highway Tractors750 | 750 | 0.234 | 0.71 | 1.164 | 0.027 | 0.027 | 0.005 | 568.299 | 0.021 | 0.015 |
| Off-Highway Tractors | 2040 | 2040Off-Highway Tractors1000 | 1000 | 0.238 | 2.844 | 1.183 | 0.042 | 0.042 | 0.005 | 568.299 | 0.021 | 0.015 |
| Off-Highway Trucks | 1990 | 1990Off-Highway Trucks175 | 175 | 2.005 | 15.394 | 5.36 | 1.133 | 1.133 | 0.758 | 568.299 | 0.18 | 0.015 |
| Off-Highway Trucks | 1990 | 1990Off-Highway Trucks250 | 250 | 2.005 | 15.394 | 5.36 | 1.133 | 1.133 | 0.758 | 568.299 | 0.18 | 0.015 |
| Off-Highway Trucks | 1990 | 1990Off-Highway Trucks500 | 500 | 1.757 | 14.499 | 12.538 | 0.959 | 0.959 | 0.662 | 568.299 | 0.158 | 0.015 |
| Off-Highway Trucks | 1990 | 1990Off-Highway Trucks750 | 750 | 1.757 | 14.499 | 12.538 | 0.976 | 0.976 | 1.018 | 568.299 | 0.158 | 0.015 |
| Off-Highway Trucks | 1990 | 1990Off-Highway Trucks1000 | 1000 | 1.746 | 14.499 | 12.538 | 0.963 | 0.963 | 1.018 | 568.3 | 0.157 | 0.015 |
| Off-Highway Trucks | 2000 | 2000Off-Highway Trucks175 | 175 | 1.278 | 9.57 | 3.772 | 0.548 | 0.548 | 0.057 | 568.299 | 0.115 | 0.015 |
| Off-Highway Trucks | 2000 | 2000Off-Highway Trucks250 | 250 | 1.039 | 9.178 | 2.896 | 0.425 | 0.425 | 0.057 | 568.299 | 0.093 | 0.015 |
| Off-Highway Trucks | 2000 | 2000Off-Highway Trucks500 | 500 | 0.94 | 8.675 | 4.214 | 0.376 | 0.376 | 0.05 | 568.299 | 0.084 | 0.015 |
| Off-Highway Trucks | 2000 | 2000Off-Highway Trucks750 | 750 | 0.94 | 8.675 | 4.214 | 0.376 | 0.376 | 0.052 | 568.299 | 0.084 | 0.015 |
| Off-Highway Trucks | 2000 | 2000Off-Highway Trucks1000 | 1000 | 1.003 | 9.339 | 4.878 | 0.355 | 0.355 | 0.052 | 568.3 | 0.09 | 0.015 |
| Off-Highway Trucks | 2005 | 2005Off-Highway Trucks175 | 175 | 1.075 | 8.1 | 3.531 | 0.481 | 0.481 | 0.057 | 568.299 | 0.097 | 0.015 |
| Off-Highway Trucks | 2005 | 2005Off-Highway Trucks250 | 250 | 0.748 | 7.652 | 1.978 | 0.291 | 0.291 | 0.057 | 568.299 | 0.067 | 0.015 |
| Off-Highway Trucks | 2005 | 2005Off-Highway Trucks500 | 500 | 0.669 | 6.848 | 2.332 | 0.26 | 0.26 | 0.05 | 568.299 | 0.06 | 0.015 |
| Off-Highway Trucks | 2005 | 2005Off-Highway Trucks750 | 750 | 0.677 | 7.052 | 2.33 | 0.264 | 0.264 | 0.052 | 568.299 | 0.061 | 0.015 |
| Off-Highway Trucks | 2005 | 2005Off-Highway Trucks1000 | 1000 | 0.773 | 8.177 | 2.812 | 0.266 | 0.266 | 0.052 | 568.299 | 0.069 | 0.015 |
| Off-Highway Trucks | 2010 | 2010Off-Highway Trucks175 | 175 | 0.6375 | 6.59182 | 3.51002 | 0.3905 | 0.3592 | 0.0048 | 522.6455 | 0.1521 | 0.013 |
| Off-Highway Trucks | 2010 | 2010Off-Highway Trucks250 | 250 | 0.5524 | 6.86617 | 2.13151 | 0.29 | 0.2668 | 0.0048 | 521.8781 | 0.1519 | 0.013 |
| Off-Highway Trucks | 2010 | 2010Off-Highway Trucks500 | 500 | 0.4301 | 5.52051 | 2.32222 | 0.2133 | 0.1962 | 0.0049 | 528.8078 | 0.1539 | 0.014 |
| Off-Highway Trucks | 2010 | 2010Off-Highway Trucks750 | 750 | 0.5327 | 6.54487 | 3.68555 | 0.2757 | 0.2537 | 0.0049 | 530.4366 | 0.1544 | 0.014 |
| Off-Highway Trucks | 2010 | 2010Off-Highway Trucks1000 | 1000 | 0.462 | 7.15365 | 2.05613 | 0.2114 | 0.1945 | 0.0049 | 526.5915 | 0.1533 | 0.013 |
| Off-Highway Trucks | 2011 | 2011Off-Highway Trucks175 | 175 | 0.592 | 6.13879 | 3.48667 | 0.357 | 0.3284 | 0.0048 | 521.3222 | 0.1521 | 0.013 |
| Off-Highway Trucks | 2011 | 2011Off-Highway Trucks250 | 250 | 0.5382 | 6.53722 | 2.08881 | 0.2783 | 0.256 | 0.0048 | 520.1539 | 0.1518 | 0.013 |
| Off-Highway Trucks | 2011 | 2011Off-Highway Trucks500 | 500 | 0.4332 | 5.39802 | 2.27798 | 0.2097 | 0.1929 | 0.0049 | 527.2602 | 0.1539 | 0.014 |
| Off-Highway Trucks | 2011 | 2011Off-Highway Trucks750 | 750 | 0.541 | 6.51376 | 3.68121 | 0.2762 | 0.2541 | 0.0049 | 529.0143 | 0.1544 | 0.014 |
| Off-Highway Trucks | 2011 | 2011Off-Highway Trucks1000 | 1000 | 0.4623 | 7.09609 | 2.03783 | 0.2112 | 0.1943 | 0.0049 | 524.7459 | 0.1531 | 0.013 |
| Off-Highway Trucks | 2012 | 2012Off-Highway Trucks175 | 175 | 0.5918 | 6.0668 | 3.51164 | 0.3535 | 0.3252 | 0.0048 | 519.901 | 0.1521 | 0.013 |
| Off-Highway Trucks | 2012 | 2012Off-Highway Trucks250 | 250 | 0.5429 | 6.43814 | 2.1013 | 0.2767 | 0.2546 | 0.0048 | 518.7133 | 0.1517 | 0.013 |
| Off-Highway Trucks | 2012 | 2012Off-Highway Trucks500 | 500 | 0.4419 | 5.37678 | 2.29017 | 0.2102 | 0.1934 | 0.0049 | 525.9398 | 0.1539 | 0.013 |
| Off-Highway Trucks | 2012 | 2012Off-Highway Trucks750 | 750 | 0.5557 | 6.55684 | 3.73128 | 0.2804 | 0.2579 | 0.0049 | 527.6141 | 0.1543 | 0.014 |
| Off-Highway Trucks | 2012 | 2012Off-Highway Trucks1000 | 1000 | 0.4698 | 7.10377 | 2.05327 | 0.2133 | 0.1962 | 0.0049 | 523.3305 | 0.1531 | 0.013 |
| Off-Highway Trucks | 2013 | 2013Off-Highway Trucks175 | 175 | 0.5645 | 5.78297 | 3.51059 | 0.3302 | 0.3038 | 0.0048 | 517.0124 | 0.152 | 0.013 |
| Off-Highway Trucks | 2013 | 2013Off-Highway Trucks250 | 250 | 0.524 | 6.05816 | 2.04802 | 0.2628 | 0.2418 | 0.0048 | 515.8273 | 0.1517 | 0.013 |
| Off-Highway Trucks | 2013 | 2013Off-Highway Trucks500 | 500 | 0.4222 | 5.06239 | 2.17762 | 0.1965 | 0.1808 | 0.0049 | 523.5459 | 0.1539 | 0.013 |
| Off-Highway Trucks | 2013 | 2013Off-Highway Trucks750 | 750 | 0.5424 | 6.30864 | 3.55888 | 0.2684 | 0.2469 | 0.0049 | 525.1075 | 0.1544 | 0.013 |
| Off-Highway Trucks | 2013 | 2013Off-Highway Trucks1000 | 1000 | 0.4563 | 6.89277 | 1.9094 | 0.2052 | 0.1888 | 0.0049 | 520.5876 | 0.1531 | 0.013 |
| Off-Highway Trucks | 2014 | 2014Off-Highway Trucks175 | 175 | 0.5127 | 5.21922 | 3.47308 | 0.2921 | 0.2688 | 0.0048 | 514.0574 | 0.1519 | 0.013 |
| Off-Highway Trucks | 2014 | 2014Off-Highway Trucks250 | 250 | 0.4829 | 5.4411 | 1.93163 | 0.2355 | 0.2166 | 0.0048 | 512.8383 | 0.1515 | 0.013 |
| Off-Highway Trucks | 2014 | 2014Off-Highway Trucks500 | 500 | 0.3934 | 4.68575 | 2.07518 | 0.1795 | 0.1652 | 0.0049 | 521.0573 | 0.154 | 0.013 |
| Off-Highway Trucks | 2014 | 2014Off-Highway Trucks750 | 750 | 0.4848 | 5.57816 | 2.95299 | 0.2307 | 0.2123 | 0.0049 | 521.2295 | 0.154 | 0.013 |
| Off-Highway Trucks | 2014 | 2014Off-Highway Trucks1000 | 1000 | 0.4145 | 6.36534 | 1.77934 | 0.1872 | 0.1723 | 0.0049 | 516.9385 | 0.1528 | 0.013 |
| Off-Highway Trucks | 2015 | 2015Off-Highway Trucks175 | 175 | 0.5082 | 5.10449 | 3.48853 | 0.2844 | 0.2616 | 0.0048 | 508.7011 | 0.1519 | 0.013 |
| Off-Highway Trucks | 2015 | 2015Off-Highway Trucks250 | 250 | 0.4734 | 5.24228 | 1.89994 | 0.2267 | 0.2086 | 0.0048 | 507.8087 | 0.1516 | 0.013 |
| Off-Highway Trucks | 2015 | 2015Off-Highway Trucks500 | 500 | 0.3845 | 4.52794 | 2.0367 | 0.173 | 0.1591 | 0.0049 | 515.8419 | 0.154 | 0.013 |
| Off-Highway Trucks | 2015 | 2015Off-Highway Trucks750 | 750 | 0.4517 | 5.12427 | 2.61969 | 0.2085 | 0.1918 | 0.0049 | 514.6436 | 0.1536 | 0.013 |
| Off-Highway Trucks | 2015 | 2015Off-Highway Trucks1000 | 1000 | 0.411 | 6.28012 | 1.77206 | 0.1846 | 0.1698 | 0.0049 | 511.1369 | 0.1526 | 0.013 |
| Off-Highway Trucks | 2016 | 2016Off-Highway Trucks175 | 175 | 0.473 | 4.64707 | 3.45883 | 0.2577 | 0.237 | 0.0048 | 503.5515 | 0.1519 | 0.013 |
| Off-Highway Trucks | 2016 | 2016Off-Highway Trucks250 | 250 | 0.4458 | 4.82646 | 1.82377 | 0.2077 | 0.1911 | 0.0048 | 502.4732 | 0.1516 | 0.013 |
| Off-Highway Trucks | 2016 | 2016Off-Highway Trucks500 | 500 | 0.3514 | 4.04798 | 1.88523 | 0.1527 | 0.1405 | 0.0049 | 509.8604 | 0.1538 | 0.013 |
| Off-Highway Trucks | 2016 | 2016Off-Highway Trucks750 | 750 | 0.418 | 4.64247 | 2.43646 | 0.1866 | 0.1717 | 0.0049 | 508.3916 | 0.1533 | 0.013 |
| Off-Highway Trucks | 2016 | 2016Off-Highway Trucks1000 | 1000 | 0.3929 | 6.0352 | 1.70739 | 0.1754 | 0.1614 | 0.0049 | 505.7218 | 0.1525 | 0.013 |
| Off-Highway Trucks | 2017 | 2017Off-Highway Trucks175 | 175 | 0.4413 | 4.23649 | 3.43636 | 0.2334 | 0.2147 | 0.0048 | 495.924 | 0.152 | 0.013 |
| Off-Highway Trucks | 2017 | 2017Off-Highway Trucks250 | 250 | 0.4172 | 4.36785 | 1.75281 | 0.1887 | 0.1736 | 0.0048 | 494.7935 | 0.1516 | 0.013 |
| Off-Highway Trucks | 2017 | 2017Off-Highway Trucks500 | 500 | 0.3253 | 3.66841 | 1.74773 | 0.1362 | 0.1253 | 0.0049 | 501.4368 | 0.1536 | 0.013 |
| Off-Highway Trucks | 2017 | 2017Off-Highway Trucks750 | 750 | 0.3937 | 4.25656 | 2.35644 | 0.1702 | 0.1566 | 0.0049 | 500.1987 | 0.1533 | 0.013 |
| Off-Highway Trucks | 2017 | 2017Off-Highway Trucks1000 | 1000 | 0.362 | 5.65254 | 1.56555 | 0.1591 | 0.1463 | 0.0049 | 497.1154 | 0.1523 | 0.013 |
| Off-Highway Trucks | 2018 | 2018Off-Highway Trucks175 | 175 | 0.3834 | 3.54273 | 3.38333 | 0.1922 | 0.1768 | 0.0048 | 488.0439 | 0.1519 | 0.013 |
| Off-Highway Trucks | 2018 | 2018Off-Highway Trucks250 | 250 | 0.3407 | 3.45071 | 1.54329 | 0.1413 | 0.13 | 0.0048 | 487.6353 | 0.1518 | 0.012 |
| Off-Highway Trucks | 2018 | 2018Off-Highway Trucks500 | 500 | 0.287 | 3.08995 | 1.5595 | 0.1128 | 0.1038 | 0.0049 | 493.5059 | 0.1536 | 0.013 |
| Off-Highway Trucks | 2018 | 2018Off-Highway Trucks750 | 750 | 0.3478 | 3.69054 | 2.17619 | 0.1431 | 0.1316 | 0.0049 | 492.1136 | 0.1532 | 0.013 |
| Off-Highway Trucks | 2018 | 2018Off-Highway Trucks1000 | 1000 | 0.2966 | 4.85753 | 1.35734 | 0.1265 | 0.1163 | 0.0048 | 487.7902 | 0.1519 | 0.012 |
| Off-Highway Trucks | 2019 | 2019Off-Highway Trucks175 | 175 | 0.3225 | 2.82463 | 3.32598 | 0.1494 | 0.1375 | 0.0049 | 480.3623 | 0.152 | 0.012 |
| Off-Highway Trucks | 2019 | 2019Off-Highway Trucks250 | 250 | 0.307 | 2.98481 | 1.46079 | 0.119 | 0.1095 | 0.0049 | 480.1703 | 0.1519 | 0.012 |
| Off-Highway Trucks | 2019 | 2019Off-Highway Trucks500 | 500 | 0.2635 | 2.66851 | 1.48346 | 0.097 | 0.0893 | 0.0049 | 485.3832 | 0.1536 | 0.012 |
| Off-Highway Trucks | 2019 | 2019Off-Highway Trucks750 | 750 | 0.3269 | 3.32044 | 2.04129 | 0.1286 | 0.1183 | 0.0049 | 483.2182 | 0.1529 | 0.012 |
| Off-Highway Trucks | 2019 | 2019Off-Highway Trucks1000 | 1000 | 0.2952 | 4.76495 | 1.3561 | 0.1242 | 0.1142 | 0.0049 | 480.3479 | 0.152 | 0.012 |
| Off-Highway Trucks | 2020 | 2020Off-Highway Trucks175 | 175 | 0.3099 | 2.62769 | 3.3388 | 0.137 | 0.126 | 0.0049 | 470.0967 | 0.152 | 0.012 |
| Off-Highway Trucks | 2020 | 2020Off-Highway Trucks250 | 250 | 0.2748 | 2.50726 | 1.39106 | 0.0977 | 0.0899 | 0.0049 | 470.1675 | 0.1521 | 0.012 |
| Off-Highway Trucks | 2020 | 2020Off-Highway Trucks500 | 500 | 0.2461 | 2.34677 | 1.41417 | 0.0855 | 0.0787 | 0.0049 | 474.5787 | 0.1535 | 0.012 |
| Off-Highway Trucks | 2020 | 2020Off-Highway Trucks750 | 750 | 0.3123 | 3.05816 | 2.02683 | 0.1196 | 0.11 | 0.0049 | 472.7499 | 0.1529 | 0.012 |
| Off-Highway Trucks | 2020 | 2020Off-Highway Trucks1000 | 1000 | 0.303 | 4.79365 | 1.37163 | 0.1252 | 0.1152 | 0.0049 | 469.8892 | 0.152 | 0.012 |

| | | | | | | | | | | | | |
|---|---|---|---|---|---|---|---|---|---|---|---|---|
| Off-Highway Trucks | 2021 | 2021Off-Highway Trucks175 | 175 | 0.2784 | 2.24626 | 3.32405 | 0.1131 | 0.1041 | 0.0049 | 470.2898 | 0.1521 | 0.012 |
| Off-Highway Trucks | 2021 | 2021Off-Highway Trucks250 | 250 | 0.2494 | 2.10869 | 1.34839 | 0.0821 | 0.0755 | 0.0049 | 470.1932 | 0.1521 | 0.012 |
| Off-Highway Trucks | 2021 | 2021Off-Highway Trucks500 | 500 | 0.2249 | 1.95357 | 1.33781 | 0.0717 | 0.0659 | 0.0049 | 474.542 | 0.1535 | 0.012 |
| Off-Highway Trucks | 2021 | 2021Off-Highway Trucks750 | 750 | 0.2932 | 2.66798 | 1.93522 | 0.1064 | 0.0979 | 0.0049 | 472.991 | 0.153 | 0.012 |
| Off-Highway Trucks | 2021 | 2021Off-Highway Trucks1000 | 1000 | 0.2558 | 4.15817 | 1.25154 | 0.0988 | 0.0909 | 0.0049 | 471.0552 | 0.1523 | 0.012 |
| Off-Highway Trucks | 2022 | 2022Off-Highway Trucks175 | 175 | 0.2408 | 1.81091 | 3.28383 | 0.0877 | 0.0807 | 0.0049 | 470.1813 | 0.1521 | 0.012 |
| Off-Highway Trucks | 2022 | 2022Off-Highway Trucks250 | 250 | 0.2145 | 1.61794 | 1.27852 | 0.0637 | 0.0586 | 0.0049 | 469.6151 | 0.1519 | 0.012 |
| Off-Highway Trucks | 2022 | 2022Off-Highway Trucks500 | 500 | 0.1961 | 1.48975 | 1.24664 | 0.0542 | 0.0498 | 0.0049 | 474.7136 | 0.1535 | 0.012 |
| Off-Highway Trucks | 2022 | 2022Off-Highway Trucks750 | 750 | 0.2633 | 2.26799 | 1.74571 | 0.0877 | 0.0806 | 0.0049 | 473.9773 | 0.1533 | 0.012 |
| Off-Highway Trucks | 2022 | 2022Off-Highway Trucks1000 | 1000 | 0.2339 | 3.84239 | 1.2141 | 0.0859 | 0.079 | 0.0049 | 472.3437 | 0.1528 | 0.012 |
| Off-Highway Trucks | 2023 | 2023Off-Highway Trucks175 | 175 | 0.2358 | 1.68277 | 3.30432 | 0.0807 | 0.0742 | 0.0049 | 470.2917 | 0.1521 | 0.012 |
| Off-Highway Trucks | 2023 | 2023Off-Highway Trucks250 | 250 | 0.2069 | 1.45572 | 1.27325 | 0.059 | 0.0543 | 0.0048 | 469.4464 | 0.1518 | 0.012 |
| Off-Highway Trucks | 2023 | 2023Off-Highway Trucks500 | 500 | 0.187 | 1.32428 | 1.22057 | 0.0479 | 0.0441 | 0.0049 | 475.0488 | 0.1536 | 0.012 |
| Off-Highway Trucks | 2023 | 2023Off-Highway Trucks750 | 750 | 0.2628 | 2.18151 | 1.71923 | 0.0844 | 0.0776 | 0.0049 | 473.7666 | 0.1532 | 0.012 |
| Off-Highway Trucks | 2023 | 2023Off-Highway Trucks1000 | 1000 | 0.2137 | 3.54374 | 1.19398 | 0.0739 | 0.068 | 0.0049 | 472.8574 | 0.1529 | 0.012 |
| Off-Highway Trucks | 2024 | 2024Off-Highway Trucks175 | 175 | 0.2239 | 1.49436 | 3.3248 | 0.0699 | 0.0644 | 0.0049 | 470.2638 | 0.1521 | 0.012 |
| Off-Highway Trucks | 2024 | 2024Off-Highway Trucks250 | 250 | 0.202 | 1.35543 | 1.25915 | 0.0542 | 0.0499 | 0.0048 | 469.1126 | 0.1517 | 0.012 |
| Off-Highway Trucks | 2024 | 2024Off-Highway Trucks500 | 500 | 0.1845 | 1.23518 | 1.20637 | 0.0445 | 0.0409 | 0.0049 | 475.2203 | 0.1537 | 0.012 |
| Off-Highway Trucks | 2024 | 2024Off-Highway Trucks750 | 750 | 0.2589 | 2.08486 | 1.64986 | 0.0792 | 0.0729 | 0.0049 | 473.8394 | 0.1532 | 0.012 |
| Off-Highway Trucks | 2024 | 2024Off-Highway Trucks1000 | 1000 | 0.2088 | 3.43925 | 1.19994 | 0.0694 | 0.0639 | 0.0049 | 473.0969 | 0.153 | 0.012 |
| Off-Highway Trucks | 2025 | 2025Off-Highway Trucks175 | 175 | 0.2137 | 1.3354 | 3.32765 | 0.0648 | 0.0598 | 0.0049 | 470.0035 | 0.152 | 0.012 |
| Off-Highway Trucks | 2025 | 2025Off-Highway Trucks250 | 250 | 0.1849 | 1.12886 | 1.21268 | 0.0432 | 0.0397 | 0.0048 | 469.1258 | 0.1517 | 0.012 |
| Off-Highway Trucks | 2025 | 2025Off-Highway Trucks500 | 500 | 0.1773 | 1.06379 | 1.18233 | 0.038 | 0.035 | 0.0049 | 474.9697 | 0.1536 | 0.012 |
| Off-Highway Trucks | 2025 | 2025Off-Highway Trucks750 | 750 | 0.2353 | 1.75055 | 1.57807 | 0.066 | 0.0607 | 0.0049 | 476.314 | 0.154 | 0.012 |
| Off-Highway Trucks | 2025 | 2025Off-Highway Trucks1000 | 1000 | 0.1871 | 3.13521 | 1.14565 | 0.0566 | 0.0521 | 0.0049 | 473.3693 | 0.1531 | 0.012 |
| Off-Highway Trucks | 2030 | 2030Off-Highway Trucks175 | 175 | 0.229 | 0.563 | 3.425 | 0.025 | 0.025 | 0.006 | 568.299 | 0.02 | 0.015 |
| Off-Highway Trucks | 2030 | 2030Off-Highway Trucks250 | 250 | 0.217 | 0.481 | 1.166 | 0.017 | 0.017 | 0.006 | 568.3 | 0.019 | 0.015 |
| Off-Highway Trucks | 2030 | 2030Off-Highway Trucks500 | 500 | 0.216 | 0.458 | 1.104 | 0.017 | 0.017 | 0.005 | 568.299 | 0.019 | 0.015 |
| Off-Highway Trucks | 2030 | 2030Off-Highway Trucks750 | 750 | 0.217 | 0.463 | 1.104 | 0.017 | 0.017 | 0.005 | 568.299 | 0.019 | 0.015 |
| Off-Highway Trucks | 2030 | 2030Off-Highway Trucks1000 | 1000 | 0.22 | 2.651 | 1.107 | 0.033 | 0.033 | 0.005 | 568.3 | 0.019 | 0.015 |
| Off-Highway Trucks | 2035 | 2035Off-Highway Trucks175 | 175 | 0.211 | 0.38 | 3.425 | 0.016 | 0.016 | 0.006 | 568.299 | 0.019 | 0.015 |
| Off-Highway Trucks | 2035 | 2035Off-Highway Trucks250 | 250 | 0.208 | 0.353 | 1.167 | 0.013 | 0.013 | 0.006 | 568.299 | 0.018 | 0.015 |
| Off-Highway Trucks | 2035 | 2035Off-Highway Trucks500 | 500 | 0.208 | 0.348 | 1.105 | 0.013 | 0.013 | 0.005 | 568.299 | 0.018 | 0.015 |
| Off-Highway Trucks | 2035 | 2035Off-Highway Trucks750 | 750 | 0.208 | 0.348 | 1.105 | 0.013 | 0.013 | 0.005 | 568.299 | 0.018 | 0.015 |
| Off-Highway Trucks | 2035 | 2035Off-Highway Trucks1000 | 1000 | 0.209 | 2.565 | 1.105 | 0.028 | 0.028 | 0.005 | 568.299 | 0.018 | 0.015 |
| Off-Highway Trucks | 2040 | 2040Off-Highway Trucks175 | 175 | 0.205 | 0.318 | 3.426 | 0.013 | 0.013 | 0.006 | 568.299 | 0.018 | 0.015 |
| Off-Highway Trucks | 2040 | 2040Off-Highway Trucks250 | 250 | 0.204 | 0.305 | 1.167 | 0.012 | 0.012 | 0.006 | 568.3 | 0.018 | 0.015 |
| Off-Highway Trucks | 2040 | 2040Off-Highway Trucks500 | 500 | 0.204 | 0.305 | 1.105 | 0.012 | 0.012 | 0.005 | 568.299 | 0.018 | 0.015 |
| Off-Highway Trucks | 2040 | 2040Off-Highway Trucks750 | 750 | 0.204 | 0.305 | 1.105 | 0.012 | 0.012 | 0.005 | 568.299 | 0.018 | 0.015 |
| Off-Highway Trucks | 2040 | 2040Off-Highway Trucks1000 | 1000 | 0.205 | 2.592 | 1.105 | 0.026 | 0.026 | 0.005 | 568.299 | 0.018 | 0.015 |
| Other Construction Equipment | 1990 | 19900ther Construction Equipment15 | 15 | 1.804 | 9.999 | 4.999 | 0.975 | 0.975 | 1.049 | 568.3 | 0.162 | 0.015 |
| Other Construction Equipment | 1990 | 19900ther Construction Equipment25 | 25 | 2.213 | 6.919 | 4.999 | 0.741 | 0.741 | 0.855 | 568.299 | 0.199 | 0.015 |
| Other Construction Equipment | 1990 | 19900ther Construction Equipment50 | 50 | 4.791 | 7.947 | 9.693 | 1.267 | 1.267 | 0.871 | 568.299 | 0.432 | 0.015 |
| Other Construction Equipment | 1990 | 19900ther Construction Equipment120 | 120 | 2.388 | 15.176 | 5.782 | 1.343 | 1.343 | 0.791 | 568.299 | 0.215 | 0.015 |
| Other Construction Equipment | 1990 | 19900ther Construction Equipment175 | 175 | 1.948 | 15.112 | 5.191 | 1.085 | 1.085 | 0.758 | 568.299 | 0.175 | 0.015 |
| Other Construction Equipment | 1990 | 19900ther Construction Equipment500 | 500 | 1.72 | 14.332 | 11.412 | 0.927 | 0.927 | 0.662 | 568.299 | 0.155 | 0.015 |
| Other Construction Equipment | 2000 | 20000ther Construction Equipment15 | 15 | 1.475 | 8.242 | 4.49 | 0.676 | 0.676 | 0.079 | 568.299 | 0.133 | 0.015 |
| Other Construction Equipment | 2000 | 20000ther Construction Equipment25 | 25 | 1.958 | 6.358 | 4.53 | 0.563 | 0.563 | 0.065 | 568.3 | 0.176 | 0.015 |
| Other Construction Equipment | 2000 | 20000ther Construction Equipment50 | 50 | 3.73 | 6.784 | 7.85 | 0.816 | 0.816 | 0.066 | 568.299 | 0.336 | 0.015 |
| Other Construction Equipment | 2000 | 20000ther Construction Equipment120 | 120 | 1.636 | 9.507 | 4.283 | 0.786 | 0.786 | 0.06 | 568.3 | 0.147 | 0.015 |
| Other Construction Equipment | 2000 | 20000ther Construction Equipment175 | 175 | 1.106 | 8.749 | 3.417 | 0.453 | 0.453 | 0.057 | 568.299 | 0.099 | 0.015 |
| Other Construction Equipment | 2000 | 20000ther Construction Equipment500 | 500 | 0.83 | 8.069 | 3.67 | 0.321 | 0.321 | 0.05 | 568.299 | 0.074 | 0.015 |
| Other Construction Equipment | 2005 | 20050ther Construction Equipment15 | 15 | 0.766 | 5.228 | 3.469 | 0.361 | 0.361 | 0.079 | 568.299 | 0.069 | 0.015 |
| Other Construction Equipment | 2005 | 20050ther Construction Equipment25 | 25 | 0.919 | 5.412 | 2.642 | 0.347 | 0.347 | 0.065 | 568.3 | 0.082 | 0.015 |
| Other Construction Equipment | 2005 | 20050ther Construction Equipment50 | 50 | 3.192 | 6.226 | 7.102 | 0.739 | 0.739 | 0.066 | 568.299 | 0.288 | 0.015 |
| Other Construction Equipment | 2005 | 20050ther Construction Equipment120 | 120 | 1.397 | 8.067 | 4.043 | 0.725 | 0.725 | 0.06 | 568.299 | 0.126 | 0.015 |
| Other Construction Equipment | 2005 | 20050ther Construction Equipment175 | 175 | 0.903 | 7.379 | 3.208 | 0.392 | 0.392 | 0.057 | 568.299 | 0.081 | 0.015 |
| Other Construction Equipment | 2005 | 20050ther Construction Equipment500 | 500 | 0.55 | 6.334 | 2.051 | 0.22 | 0.22 | 0.05 | 568.299 | 0.049 | 0.015 |
| Other Construction Equipment | 2010 | 20100ther Construction Equipment15 | 15 | 1.2845 | 5.55407 | 5.29076 | 0.4971 | 0.4573 | 0.0054 | 587.5495 | 0.171 | 0.015 |
| Other Construction Equipment | 2010 | 20100ther Construction Equipment25 | 25 | 1.2845 | 5.55407 | 5.29076 | 0.4971 | 0.4573 | 0.0054 | 587.5495 | 0.171 | 0.015 |
| Other Construction Equipment | 2010 | 20100ther Construction Equipment50 | 50 | 1.2845 | 5.55407 | 5.29076 | 0.4971 | 0.4573 | 0.0054 | 587.5495 | 0.171 | 0.015 |
| Other Construction Equipment | 2010 | 20100ther Construction Equipment120 | 120 | 0.7793 | 7.11752 | 3.89903 | 0.5485 | 0.5046 | 0.0049 | 523.1661 | 0.1523 | 0.013 |
| Other Construction Equipment | 2010 | 20100ther Construction Equipment175 | 175 | 0.6467 | 7.30949 | 3.47406 | 0.3797 | 0.3493 | 0.0048 | 522.1244 | 0.152 | 0.013 |
| Other Construction Equipment | 2010 | 20100ther Construction Equipment500 | 500 | 0.4035 | 5.78616 | 3.20434 | 0.2188 | 0.2013 | 0.0049 | 530.8514 | 0.1545 | 0.014 |
| Other Construction Equipment | 2011 | 20110ther Construction Equipment15 | 15 | 1.2871 | 5.5686 | 5.36962 | 0.4992 | 0.4593 | 0.0054 | 586.0703 | 0.171 | 0.015 |
| Other Construction Equipment | 2011 | 20110ther Construction Equipment25 | 25 | 1.2871 | 5.5686 | 5.36962 | 0.4992 | 0.4593 | 0.0054 | 586.0703 | 0.171 | 0.015 |
| Other Construction Equipment | 2011 | 20110ther Construction Equipment50 | 50 | 1.2871 | 5.5686 | 5.36962 | 0.4992 | 0.4593 | 0.0054 | 586.0703 | 0.171 | 0.015 |
| Other Construction Equipment | 2011 | 20110ther Construction Equipment120 | 120 | 0.7645 | 6.98332 | 3.89723 | 0.5418 | 0.4984 | 0.0048 | 521.5282 | 0.1522 | 0.013 |
| Other Construction Equipment | 2011 | 20110ther Construction Equipment175 | 175 | 0.6098 | 6.92098 | 3.41832 | 0.3607 | 0.3318 | 0.0048 | 520.664 | 0.1519 | 0.013 |
| Other Construction Equipment | 2011 | 20110ther Construction Equipment500 | 500 | 0.3778 | 5.42766 | 2.91483 | 0.204 | 0.1877 | 0.0049 | 529.9639 | 0.1546 | 0.014 |
| Other Construction Equipment | 2012 | 20120ther Construction Equipment15 | 15 | 1.3014 | 5.58169 | 5.47004 | 0.5032 | 0.463 | 0.0054 | 584.6639 | 0.171 | 0.015 |
| Other Construction Equipment | 2012 | 20120ther Construction Equipment25 | 25 | 1.3014 | 5.58169 | 5.47004 | 0.5032 | 0.463 | 0.0054 | 584.6639 | 0.171 | 0.015 |
| Other Construction Equipment | 2012 | 20120ther Construction Equipment50 | 50 | 1.3014 | 5.58169 | 5.47004 | 0.5032 | 0.463 | 0.0054 | 584.6639 | 0.171 | 0.015 |
| Other Construction Equipment | 2012 | 20120ther Construction Equipment120 | 120 | 0.7653 | 6.95644 | 3.91674 | 0.5433 | 0.4998 | 0.0048 | 519.9075 | 0.1521 | 0.013 |
| Other Construction Equipment | 2012 | 20120ther Construction Equipment175 | 175 | 0.614 | 6.91612 | 3.4429 | 0.3627 | 0.3337 | 0.0048 | 519.3479 | 0.1519 | 0.013 |
| Other Construction Equipment | 2012 | 20120ther Construction Equipment500 | 500 | 0.3856 | 5.42334 | 2.95715 | 0.2059 | 0.1894 | 0.0049 | 528.6246 | 0.1546 | 0.014 |
| Other Construction Equipment | 2013 | 20130ther Construction Equipment15 | 15 | 1.3208 | 5.60361 | 5.57699 | 0.509 | 0.4682 | 0.0054 | 581.8471 | 0.1711 | 0.015 |
| Other Construction Equipment | 2013 | 20130ther Construction Equipment25 | 25 | 1.3208 | 5.60361 | 5.57699 | 0.509 | 0.4682 | 0.0054 | 581.8471 | 0.1711 | 0.015 |
| Other Construction Equipment | 2013 | 20130ther Construction Equipment50 | 50 | 1.3208 | 5.60361 | 5.57699 | 0.509 | 0.4682 | 0.0054 | 581.8471 | 0.1711 | 0.015 |
| Other Construction Equipment | 2013 | 20130ther Construction Equipment120 | 120 | 0.7502 | 6.82868 | 3.91866 | 0.5315 | 0.489 | 0.0048 | 517.5939 | 0.1522 | 0.013 |
| Other Construction Equipment | 2013 | 20130ther Construction Equipment175 | 175 | 0.595 | 6.69102 | 3.41257 | 0.351 | 0.3229 | 0.0048 | 516.9857 | 0.152 | 0.013 |
| Other Construction Equipment | 2013 | 20130ther Construction Equipment500 | 500 | 0.3698 | 5.14317 | 2.79519 | 0.1942 | 0.1787 | 0.0049 | 525.1086 | 0.1544 | 0.013 |
| Other Construction Equipment | 2014 | 20140ther Construction Equipment15 | 15 | 1.3006 | 5.56546 | 5.60223 | 0.5023 | 0.4621 | 0.0054 | 578.9591 | 0.1711 | 0.015 |
| Other Construction Equipment | 2014 | 20140ther Construction Equipment25 | 25 | 1.3006 | 5.56546 | 5.60223 | 0.5023 | 0.4621 | 0.0054 | 578.9591 | 0.1711 | 0.015 |
| Other Construction Equipment | 2014 | 20140ther Construction Equipment50 | 50 | 1.3006 | 5.56546 | 5.60223 | 0.5023 | 0.4621 | 0.0054 | 578.9591 | 0.1711 | 0.015 |
| Other Construction Equipment | 2014 | 20140ther Construction Equipment120 | 120 | 0.7285 | 6.63282 | 3.90558 | 0.5177 | 0.4763 | 0.0049 | 515.2847 | 0.1523 | 0.013 |
| Other Construction Equipment | 2014 | 20140ther Construction Equipment175 | 175 | 0.5665 | 6.37185 | 3.38516 | 0.3332 | 0.3065 | 0.0048 | 514.5518 | 0.1521 | 0.013 |
| Other Construction Equipment | 2014 | 20140ther Construction Equipment500 | 500 | 0.3296 | 4.5608 | 2.47571 | 0.168 | 0.1546 | 0.0049 | 520.9444 | 0.1539 | 0.013 |
| Other Construction Equipment | 2015 | 20150ther Construction Equipment15 | 15 | 1.3089 | 5.56397 | 5.68113 | 0.5034 | 0.4631 | 0.0054 | 573.0198 | 0.1711 | 0.015 |
| Other Construction Equipment | 2015 | 20150ther Construction Equipment25 | 25 | 1.3089 | 5.56397 | 5.68113 | 0.5034 | 0.4631 | 0.0054 | 573.0198 | 0.1711 | 0.015 |
| Other Construction Equipment | 2015 | 20150ther Construction Equipment50 | 50 | 1.3089 | 5.56397 | 5.68113 | 0.5034 | 0.4631 | 0.0054 | 573.0198 | 0.1711 | 0.015 |
| Other Construction Equipment | 2015 | 20150ther Construction Equipment120 | 120 | 0.7229 | 6.53649 | 3.9159 | 0.5118 | 0.4709 | 0.0049 | 510.1706 | 0.1523 | 0.013 |
| Other Construction Equipment | 2015 | 20150ther Construction Equipment175 | 175 | 0.5571 | 6.2305 | 3.38183 | 0.3264 | 0.3003 | 0.0048 | 509.3069 | 0.152 | 0.013 |
| Other Construction Equipment | 2015 | 20150ther Construction Equipment500 | 500 | 0.3244 | 4.41519 | 2.40724 | 0.1626 | 0.1496 | 0.0049 | 515.1953 | 0.1538 | 0.013 |
| Other Construction Equipment | 2016 | 20160ther Construction Equipment15 | 15 | 1.2806 | 5.49921 | 5.67687 | 0.492 | 0.4526 | 0.0054 | 566.9782 | 0.171 | 0.015 |
| Other Construction Equipment | 2016 | 20160ther Construction Equipment25 | 25 | 1.2806 | 5.49921 | 5.67687 | 0.492 | 0.4526 | 0.0054 | 566.9782 | 0.171 | 0.015 |
| Other Construction Equipment | 2016 | 20160ther Construction Equipment50 | 50 | 1.2806 | 5.49921 | 5.67687 | 0.492 | 0.4526 | 0.0054 | 566.9782 | 0.171 | 0.015 |
| Other Construction Equipment | 2016 | 20160ther Construction Equipment120 | 120 | 0.7034 | 6.32533 | 3.90894 | 0.4957 | 0.456 | 0.0049 | 505.349 | 0.1524 | 0.013 |
| Other Construction Equipment | 2016 | 20160ther Construction Equipment175 | 175 | 0.5244 | 5.81763 | 3.35672 | 0.3059 | 0.2815 | 0.0048 | 503.9641 | 0.152 | 0.013 |
| Other Construction Equipment | 2016 | 20160ther Construction Equipment500 | 500 | 0.3075 | 4.08972 | 2.28488 | 0.1507 | 0.1386 | 0.0049 | 509.7062 | 0.1537 | 0.013 |
| Other Construction Equipment | 2017 | 20170ther Construction Equipment15 | 15 | 1.2442 | 5.42066 | 5.65509 | 0.4774 | 0.4392 | 0.0054 | 558.0007 | 0.171 | 0.014 |
| Other Construction Equipment | 2017 | 20170ther Construction Equipment25 | 25 | 1.2442 | 5.42066 | 5.65509 | 0.4774 | 0.4392 | 0.0054 | 558.0007 | 0.171 | 0.014 |
| Other Construction Equipment | 2017 | 20170ther Construction Equipment50 | 50 | 1.2442 | 5.42066 | 5.65509 | 0.4774 | 0.4392 | 0.0054 | 558.0007 | 0.171 | 0.014 |
| Other Construction Equipment | 2017 | 20170ther Construction Equipment120 | 120 | 0.6759 | 6.06955 | 3.88542 | 0.4749 | 0.4369 | 0.0049 | 497.3832 | 0.1524 | 0.013 |
| Other Construction Equipment | 2017 | 20170ther Construction Equipment175 | 175 | 0.5004 | 5.49424 | 3.33767 | 0.2903 | 0.2671 | 0.0048 | 495.9311 | 0.152 | 0.013 |
| Other Construction Equipment | 2017 | 20170ther Construction Equipment500 | 500 | 0.2898 | 3.77706 | 2.12114 | 0.1382 | 0.1272 | 0.0049 | 501.1295 | 0.1535 | 0.013 |
| Other Construction Equipment | 2018 | 20180ther Construction Equipment15 | 15 | 1.1686 | 5.27161 | 5.54108 | 0.4492 | 0.4133 | 0.0054 | 548.9388 | 0.1709 | 0.014 |
| Other Construction Equipment | 2018 | 20180ther Construction Equipment25 | 25 | 1.1686 | 5.27161 | 5.54108 | 0.4492 | 0.4133 | 0.0054 | 548.9388 | 0.1709 | 0.014 |
| Other Construction Equipment | 2018 | 20180ther Construction Equipment50 | 50 | 1.1686 | 5.27161 | 5.54108 | 0.4492 | 0.4133 | 0.0054 | 548.9388 | 0.1709 | 0.014 |
| Other Construction Equipment | 2018 | 20180ther Construction Equipment120 | 120 | 0.5977 | 5.44123 | 3.79863 | 0.4166 | 0.3833 | 0.0049 | 490.018 | 0.1525 | 0.013 |
| Other Construction Equipment | 2018 | 20180ther Construction Equipment175 | 175 | 0.4364 | 4.75499 | 3.26346 | 0.2502 | 0.2302 | 0.0048 | 487.9859 | 0.1519 | 0.013 |
| Other Construction Equipment | 2018 | 20180ther Construction Equipment500 | 500 | 0.2509 | 3.16693 | 1.81261 | 0.1146 | 0.1054 | 0.0049 | 493.36 | 0.1536 | 0.013 |
| Other Construction Equipment | 2019 | 20190ther Construction Equipment15 | 15 | 1.1519 | 5.20338 | 5.54123 | 0.4374 | 0.4024 | 0.0054 | 539.7349 | 0.1708 | 0.014 |

| | | | | | | | | | | | | | |
|---|---|---|---|---|---|---|---|---|---|---|---|---|---|
| Other Construction Equipment | 2019 | 2019Other Construction Equipment25 | 25 | 1 1519 | 5 20338 | 5 54123 | 0 4374 | 0 4024 | 0.0054 | 539 7349 | 0 1708 | 0 014 |
| Other Construction Equipment | 2019 | 2019Other Construction Equipment50 | 50 | 1 1519 | 5 20338 | 5 54123 | 0 4374 | 0 4024 | 0.0054 | 539 7349 | 0 1708 | 0 014 |
| Other Construction Equipment | 2019 | 2019Other Construction Equipment120 | 120 | 0 5504 | 5 04832 | 3 7535 | 0 3789 | 0 3486 | 0.0049 | 482 2177 | 0 1526 | 0 012 |
| Other Construction Equipment | 2019 | 2019Other Construction Equipment175 | 175 | 0 4121 | 4 4331 | 3 25619 | 0 2335 | 0 2148 | 0.0049 | 480 4518 | 0 152 | 0 012 |
| Other Construction Equipment | 2019 | 2019Other Construction Equipment500 | 500 | 0 2335 | 2 85547 | 1 66739 | 0 1026 | 0 0944 | 0.0049 | 485 4127 | 0 1536 | 0 012 |
| Other Construction Equipment | 2020 | 20200ther Construction Equipment15 | 15 | 1 0722 | 5 03626 | 5 40446 | 0 4052 | 0 3728 | 0.0054 | 527 9656 | 0 1708 | 0 014 |
| Other Construction Equipment | 2020 | 20200ther Construction Equipment25 | 25 | 1 0722 | 5 03626 | 5 40446 | 0 4052 | 0 3728 | 0.0054 | 527 9656 | 0 1708 | 0 014 |
| Other Construction Equipment | 2020 | 20200ther Construction Equipment50 | 50 | 1 0722 | 5 03626 | 5 40446 | 0 4052 | 0 3728 | 0.0054 | 527 9656 | 0 1708 | 0 014 |
| Other Construction Equipment | 2020 | 20200ther Construction Equipment120 | 120 | 0 5191 | 4 7712 | 3 73189 | 0 3537 | 0 3254 | 0.0049 | 472 2162 | 0 1527 | 0 012 |
| Other Construction Equipment | 2020 | 20200ther Construction Equipment175 | 175 | 0 3877 | 4 11203 | 3 23528 | 0 217 | 0 1996 | 0.0049 | 469 9837 | 0 152 | 0 012 |
| Other Construction Equipment | 2020 | 20200ther Construction Equipment500 | 500 | 0 2242 | 2 63672 | 1 6338 | 0 096 | 0 0883 | 0 0049 | 475 2326 | 0 1537 | 0 012 |
| Other Construction Equipment | 2021 | 20210ther Construction Equipment15 | 15 | 1 0095 | 4 90234 | 5 30749 | 0 3816 | 0 351 | 0 0054 | 527 7834 | 0 1707 | 0 014 |
| Other Construction Equipment | 2021 | 20210ther Construction Equipment25 | 25 | 1 0095 | 4 90234 | 5 30749 | 0 3816 | 0 351 | 0 0054 | 527 7834 | 0 1707 | 0 014 |
| Other Construction Equipment | 2021 | 20210ther Construction Equipment50 | 50 | 1 0095 | 4 90234 | 5 30749 | 0 3816 | 0 351 | 0 0054 | 527 7834 | 0 1707 | 0 014 |
| Other Construction Equipment | 2021 | 20210ther Construction Equipment120 | 120 | 0 4817 | 4 4558 | 3 70304 | 0 3234 | 0 2975 | 0 0049 | 472 275 | 0 1527 | 0 012 |
| Other Construction Equipment | 2021 | 20210ther Construction Equipment175 | 175 | 0 3295 | 3 43847 | 3 18275 | 0 1798 | 0 1654 | 0 0048 | 469 7642 | 0 1519 | 0 012 |
| Other Construction Equipment | 2021 | 20210ther Construction Equipment500 | 500 | 0 2151 | 2 42822 | 1 59874 | 0 0897 | 0 0825 | 0 0049 | 475 2124 | 0 1537 | 0 012 |
| Other Construction Equipment | 2022 | 20220ther Construction Equipment15 | 15 | 0 9197 | 4 74117 | 5 16732 | 0 3478 | 0 32 | 0 0054 | 529 1825 | 0 1711 | 0 014 |
| Other Construction Equipment | 2022 | 20220ther Construction Equipment25 | 25 | 0 9197 | 4 74117 | 5 16732 | 0 3478 | 0 32 | 0 0054 | 529 1825 | 0 1711 | 0 014 |
| Other Construction Equipment | 2022 | 20220ther Construction Equipment50 | 50 | 0 9197 | 4 74117 | 5 16732 | 0 3478 | 0 32 | 0 0054 | 529 1825 | 0 1711 | 0 014 |
| Other Construction Equipment | 2022 | 20220ther Construction Equipment120 | 120 | 0 44 | 4 09846 | 3 66623 | 0 2884 | 0 2653 | 0 0049 | 472 3178 | 0 1528 | 0 012 |
| Other Construction Equipment | 2022 | 20220ther Construction Equipment175 | 175 | 0 2951 | 2 99437 | 3 15539 | 0 1562 | 0 1437 | 0 0048 | 469 6126 | 0 1519 | 0 012 |
| Other Construction Equipment | 2022 | 20220ther Construction Equipment500 | 500 | 0 1881 | 1 97544 | 1 43828 | 0 0742 | 0 0683 | 0 0049 | 475 9983 | 0 1539 | 0 012 |
| Other Construction Equipment | 2023 | 20230ther Construction Equipment15 | 15 | 0 866 | 4 59446 | 5 07368 | 0 3215 | 0 2958 | 0 0055 | 529 3389 | 0 1712 | 0 014 |
| Other Construction Equipment | 2023 | 20230ther Construction Equipment25 | 25 | 0 866 | 4 59446 | 5 07368 | 0 3215 | 0 2958 | 0 0055 | 529 3389 | 0 1712 | 0 014 |
| Other Construction Equipment | 2023 | 20230ther Construction Equipment50 | 50 | 0 866 | 4 59446 | 5 07368 | 0 3215 | 0 2958 | 0 0055 | 529 3389 | 0 1712 | 0 014 |
| Other Construction Equipment | 2023 | 20230ther Construction Equipment120 | 120 | 0 4057 | 3 79013 | 3 63188 | 0 2588 | 0 2381 | 0 0049 | 471 9899 | 0 1527 | 0 012 |
| Other Construction Equipment | 2023 | 20230ther Construction Equipment175 | 175 | 0 2735 | 2 69821 | 3 14152 | 0 1405 | 0 1292 | 0 0048 | 469 5579 | 0 1519 | 0 012 |
| Other Construction Equipment | 2023 | 20230ther Construction Equipment500 | 500 | 0 1804 | 1 81226 | 1 39596 | 0 0688 | 0 0633 | 0 0049 | 476 1847 | 0 154 | 0 012 |
| Other Construction Equipment | 2024 | 20240ther Construction Equipment15 | 15 | 0 8277 | 4 51017 | 5 03181 | 0 3048 | 0 2805 | 0 0055 | 529 2094 | 0 1712 | 0 014 |
| Other Construction Equipment | 2024 | 20240ther Construction Equipment25 | 25 | 0 8277 | 4 51017 | 5 03181 | 0 3048 | 0 2805 | 0 0055 | 529 2094 | 0 1712 | 0 014 |
| Other Construction Equipment | 2024 | 20240ther Construction Equipment50 | 50 | 0 8277 | 4 51017 | 5 03181 | 0 3048 | 0 2805 | 0 0055 | 529 2094 | 0 1712 | 0 014 |
| Other Construction Equipment | 2024 | 20240ther Construction Equipment120 | 120 | 0 3817 | 3 58173 | 3 61958 | 0 2369 | 0 2179 | 0 0049 | 472 1254 | 0 1527 | 0 012 |
| Other Construction Equipment | 2024 | 20240ther Construction Equipment175 | 175 | 0 2605 | 2 52019 | 3 14951 | 0 13 | 0 1196 | 0 0048 | 469 5445 | 0 1519 | 0 012 |
| Other Construction Equipment | 2024 | 20240ther Construction Equipment500 | 500 | 0 175 | 1 67692 | 1 38248 | 0 0644 | 0 0592 | 0 0049 | 476 4838 | 0 1541 | 0 012 |
| Other Construction Equipment | 2025 | 20250ther Construction Equipment15 | 15 | 0 7571 | 4 30575 | 4 87388 | 0 2678 | 0 2464 | 0 0055 | 528 9535 | 0 1711 | 0 014 |
| Other Construction Equipment | 2025 | 20250ther Construction Equipment25 | 25 | 0 7571 | 4 30575 | 4 87388 | 0 2678 | 0 2464 | 0 0055 | 528 9535 | 0 1711 | 0 014 |
| Other Construction Equipment | 2025 | 20250ther Construction Equipment50 | 50 | 0 7571 | 4 30575 | 4 87388 | 0 2678 | 0 2464 | 0 0055 | 528 9535 | 0 1711 | 0 014 |
| Other Construction Equipment | 2025 | 20250ther Construction Equipment120 | 120 | 0 3413 | 3 25221 | 3 58397 | 0 2029 | 0 1867 | 0 0049 | 472 7482 | 0 1529 | 0 012 |
| Other Construction Equipment | 2025 | 20250ther Construction Equipment175 | 175 | 0 2347 | 2 16742 | 3 13647 | 0 1121 | 0 1031 | 0 0049 | 469 843 | 0 152 | 0 012 |
| Other Construction Equipment | 2025 | 20250ther Construction Equipment500 | 500 | 0 1684 | 1 55241 | 1 3582 | 0 0594 | 0 0547 | 0 0049 | 476 2959 | 0 154 | 0 012 |
| Other Construction Equipment | 2030 | 20300ther Construction Equipment15 | 15 | 0 661 | 4 142 | 3 469 | 0 161 | 0 161 | 0 008 | 568 299 | 0 059 | 0 015 |
| Other Construction Equipment | 2030 | 20300ther Construction Equipment25 | 25 | 0 685 | 4 332 | 2 339 | 0 161 | 0 161 | 0 007 | 568 299 | 0 061 | 0 015 |
| Other Construction Equipment | 2030 | 20300ther Construction Equipment50 | 50 | 0 429 | 3 19 | 4 39 | 0 03 | 0 03 | 0 007 | 568 299 | 0 038 | 0 015 |
| Other Construction Equipment | 2030 | 20300ther Construction Equipment120 | 120 | 0 225 | 1 576 | 3 538 | 0 027 | 0 027 | 0 006 | 568 3 | 0 02 | 0 015 |
| Other Construction Equipment | 2030 | 20300ther Construction Equipment175 | 175 | 0 161 | 0 459 | 3 127 | 0 019 | 0 019 | 0 006 | 568 299 | 0 014 | 0 015 |
| Other Construction Equipment | 2030 | 20300ther Construction Equipment500 | 500 | 0 154 | 0 391 | 1 028 | 0 014 | 0 014 | 0 005 | 568 3 | 0 013 | 0 015 |
| Other Construction Equipment | 2035 | 20350ther Construction Equipment15 | 15 | 0 661 | 4 142 | 3 469 | 0 161 | 0 161 | 0 008 | 568 299 | 0 059 | 0 015 |
| Other Construction Equipment | 2035 | 20350ther Construction Equipment25 | 25 | 0 685 | 4 332 | 2 339 | 0 161 | 0 161 | 0 007 | 568 299 | 0 061 | 0 015 |
| Other Construction Equipment | 2035 | 20350ther Construction Equipment50 | 50 | 0 41 | 3 124 | 4 377 | 0 018 | 0 018 | 0 007 | 568 299 | 0 037 | 0 015 |
| Other Construction Equipment | 2035 | 20350ther Construction Equipment120 | 120 | 0 213 | 1 474 | 3 536 | 0 017 | 0 017 | 0 006 | 568 299 | 0 019 | 0 015 |
| Other Construction Equipment | 2035 | 20350ther Construction Equipment175 | 175 | 0 15 | 0 334 | 3 128 | 0 013 | 0 013 | 0 006 | 568 299 | 0 013 | 0 015 |
| Other Construction Equipment | 2035 | 20350ther Construction Equipment500 | 500 | 0 147 | 0 311 | 1 029 | 0 011 | 0 011 | 0 005 | 568 299 | 0 013 | 0 015 |
| Other Construction Equipment | 2040 | 20400ther Construction Equipment15 | 15 | 0 661 | 4 142 | 3 47 | 0 161 | 0 161 | 0 008 | 568 3 | 0 059 | 0 015 |
| Other Construction Equipment | 2040 | 20400ther Construction Equipment25 | 25 | 0 685 | 4 332 | 2 339 | 0 161 | 0 161 | 0 007 | 568 299 | 0 061 | 0 015 |
| Other Construction Equipment | 2040 | 20400ther Construction Equipment50 | 50 | 0 409 | 3 096 | 4 377 | 0 015 | 0 015 | 0 007 | 568 3 | 0 036 | 0 015 |
| Other Construction Equipment | 2040 | 20400ther Construction Equipment120 | 120 | 0 21 | 1 441 | 3 536 | 0 014 | 0 014 | 0 006 | 568 299 | 0 018 | 0 015 |
| Other Construction Equipment | 2040 | 20400ther Construction Equipment175 | 175 | 0 145 | 0 29 | 3 128 | 0 011 | 0 011 | 0 006 | 568 299 | 0 013 | 0 015 |
| Other Construction Equipment | 2040 | 20400ther Construction Equipment500 | 500 | 0 145 | 0 282 | 1 029 | 0 01 | 0 01 | 0 005 | 568 299 | 0 013 | 0 015 |
| Other General Industrial Equipment | 1990 | 19900ther General Industrial Equipment15 | 15 | 1 804 | 9 999 | 4 999 | 0 968 | 0 968 | 0 833 | 568 299 | 0 162 | 0 015 |
| Other General Industrial Equipment | 1990 | 19900ther General Industrial Equipment25 | 25 | 2 213 | 6 919 | 4 999 | 0 735 | 0 735 | 0 679 | 568 299 | 0 199 | 0 015 |
| Other General Industrial Equipment | 1990 | 19900ther General Industrial Equipment50 | 50 | 4 828 | 7 957 | 9 768 | 1 266 | 1 266 | 0 692 | 568 299 | 0 435 | 0 015 |
| Other General Industrial Equipment | 1990 | 19900ther General Industrial Equipment120 | 120 | 2 363 | 14 962 | 5 72 | 1 331 | 1 331 | 0 628 | 568 299 | 0 213 | 0 015 |
| Other General Industrial Equipment | 1990 | 19900ther General Industrial Equipment175 | 175 | 1 61 | 13 434 | 5 066 | 0 88 | 0 88 | 0 602 | 568 299 | 0 145 | 0 015 |
| Other General Industrial Equipment | 1990 | 19900ther General Industrial Equipment250 | 250 | 1 61 | 13 434 | 5 066 | 0 88 | 0 88 | 0 602 | 568 299 | 0 145 | 0 015 |
| Other General Industrial Equipment | 1990 | 19900ther General Industrial Equipment500 | 500 | 1 425 | 12 743 | 11 207 | 0 756 | 0 756 | 0 525 | 568 299 | 0 128 | 0 015 |
| Other General Industrial Equipment | 1990 | 19900ther General Industrial Equipment750 | 750 | 1 425 | 12 743 | 11 207 | 0 756 | 0 756 | 0 538 | 568 299 | 0 128 | 0 015 |
| Other General Industrial Equipment | 1990 | 19900ther General Industrial Equipment1000 | 1000 | 1 417 | 12 743 | 11 207 | 0 746 | 0 746 | 0 538 | 568 299 | 0 127 | 0 015 |
| Other General Industrial Equipment | 2000 | 20000ther General Industrial Equipment15 | 15 | 1 047 | 7 362 | 4 258 | 0 428 | 0 428 | 0 079 | 568 299 | 0 094 | 0 015 |
| Other General Industrial Equipment | 2000 | 20000ther General Industrial Equipment25 | 25 | 1 027 | 6 284 | 4 322 | 0 431 | 0 431 | 0 064 | 568 299 | 0 092 | 0 015 |
| Other General Industrial Equipment | 2000 | 20000ther General Industrial Equipment50 | 50 | 4 49 | 7 09 | 9 236 | 0 935 | 0 935 | 0 065 | 568 299 | 0 405 | 0 015 |
| Other General Industrial Equipment | 2000 | 20000ther General Industrial Equipment120 | 120 | 1 883 | 10 664 | 4 733 | 0 91 | 0 91 | 0 059 | 568 299 | 0 169 | 0 015 |
| Other General Industrial Equipment | 2000 | 20000ther General Industrial Equipment175 | 175 | 1 261 | 9 686 | 3 852 | 0 536 | 0 536 | 0 057 | 568 299 | 0 113 | 0 015 |
| Other General Industrial Equipment | 2000 | 20000ther General Industrial Equipment250 | 250 | 1 057 | 9 325 | 3 072 | 0 438 | 0 438 | 0 057 | 568 299 | 0 095 | 0 015 |
| Other General Industrial Equipment | 2000 | 20000ther General Industrial Equipment500 | 500 | 0 956 | 8 862 | 5 179 | 0 385 | 0 385 | 0 049 | 568 299 | 0 086 | 0 015 |
| Other General Industrial Equipment | 2000 | 20000ther General Industrial Equipment750 | 750 | 0 956 | 8 862 | 5 179 | 0 385 | 0 385 | 0 051 | 568 3 | 0 086 | 0 015 |
| Other General Industrial Equipment | 2000 | 20000ther General Industrial Equipment1000 | 1000 | 1 034 | 9 479 | 5 791 | 0 385 | 0 385 | 0 051 | 568 299 | 0 093 | 0 015 |
| Other General Industrial Equipment | 2005 | 20050ther General Industrial Equipment15 | 15 | 0 708 | 4 985 | 3 469 | 0 35 | 0 35 | 0 079 | 568 299 | 0 063 | 0 015 |
| Other General Industrial Equipment | 2005 | 20050ther General Industrial Equipment25 | 25 | 0 755 | 5 226 | 2 4 | 0 315 | 0 315 | 0 064 | 568 299 | 0 068 | 0 015 |
| Other General Industrial Equipment | 2005 | 20050ther General Industrial Equipment50 | 50 | 4 122 | 6 676 | 8 765 | 0 888 | 0 888 | 0 065 | 568 299 | 0 371 | 0 015 |
| Other General Industrial Equipment | 2005 | 20050ther General Industrial Equipment120 | 120 | 1 649 | 9 041 | 4 418 | 0 867 | 0 867 | 0 059 | 568 299 | 0 148 | 0 015 |
| Other General Industrial Equipment | 2005 | 20050ther General Industrial Equipment175 | 175 | 1 084 | 8 273 | 3 513 | 0 479 | 0 479 | 0 057 | 568 299 | 0 097 | 0 015 |
| Other General Industrial Equipment | 2005 | 20050ther General Industrial Equipment250 | 250 | 0 762 | 7 795 | 2 065 | 0 301 | 0 301 | 0 057 | 568 299 | 0 068 | 0 015 |
| Other General Industrial Equipment | 2005 | 20050ther General Industrial Equipment500 | 500 | 0 675 | 7 094 | 2 681 | 0 269 | 0 269 | 0 049 | 568 299 | 0 06 | 0 015 |
| Other General Industrial Equipment | 2005 | 20050ther General Industrial Equipment750 | 750 | 0 686 | 7 252 | 2 681 | 0 272 | 0 272 | 0 051 | 568 3 | 0 061 | 0 015 |
| Other General Industrial Equipment | 2005 | 20050ther General Industrial Equipment1000 | 1000 | 0 806 | 8 322 | 3 276 | 0 28 | 0 28 | 0 051 | 568 299 | 0 072 | 0 015 |
| Other General Industrial Equipment | 2010 | 20100ther General Industrial Equipment15 | 15 | 1 5741 | 5 68505 | 6 00712 | 0 5635 | 0 5184 | 0 0054 | 584 6401 | 0 1702 | 0 015 |
| Other General Industrial Equipment | 2010 | 20100ther General Industrial Equipment25 | 25 | 1 5741 | 5 68505 | 6 00712 | 0 5635 | 0 5184 | 0 0054 | 584 6401 | 0 1702 | 0 015 |
| Other General Industrial Equipment | 2010 | 20100ther General Industrial Equipment50 | 50 | 1 5741 | 5 68505 | 6 00712 | 0 5635 | 0 5184 | 0 0054 | 584 6401 | 0 1702 | 0 015 |
| Other General Industrial Equipment | 2010 | 20100ther General Industrial Equipment120 | 120 | 0 8548 | 7 36447 | 4 0773 | 0 611 | 0 5621 | 0 0048 | 522 222 | 0 152 | 0 013 |
| Other General Industrial Equipment | 2010 | 20100ther General Industrial Equipment175 | 175 | 0 6269 | 7 0202 | 3 51505 | 0 3789 | 0 3486 | 0 0049 | 524 278 | 0 1526 | 0 013 |
| Other General Industrial Equipment | 2010 | 20100ther General Industrial Equipment250 | 250 | 0 6463 | 8 04899 | 2 61803 | 0 3587 | 0 33 | 0 0049 | 525 8035 | 0 153 | 0 013 |
| Other General Industrial Equipment | 2010 | 20100ther General Industrial Equipment500 | 500 | 0 4111 | 5 68219 | 2 96412 | 0 2194 | 0 2019 | 0 0049 | 525 4767 | 0 153 | 0 013 |
| Other General Industrial Equipment | 2010 | 20100ther General Industrial Equipment750 | 750 | 0 3097 | 4 78207 | 1 62081 | 0 1677 | 0 1543 | 0 0049 | 526 0709 | 0 1531 | 0 013 |
| Other General Industrial Equipment | 2010 | 20100ther General Industrial Equipment1000 | 1000 | 0 31 | 6 10226 | 1 02418 | 0 1483 | 0 1364 | 0 0049 | 524 505 | 0 1527 | 0 013 |
| Other General Industrial Equipment | 2011 | 20110ther General Industrial Equipment15 | 15 | 1 5635 | 5 69446 | 6 08575 | 0 5623 | 0 5173 | 0 0054 | 583 1785 | 0 1702 | 0 015 |
| Other General Industrial Equipment | 2011 | 20110ther General Industrial Equipment25 | 25 | 1 5635 | 5 69446 | 6 08575 | 0 5623 | 0 5173 | 0 0054 | 583 1785 | 0 1702 | 0 015 |
| Other General Industrial Equipment | 2011 | 20110ther General Industrial Equipment50 | 50 | 1 5635 | 5 69446 | 6 08575 | 0 5623 | 0 5173 | 0 0054 | 583 1785 | 0 1702 | 0 015 |
| Other General Industrial Equipment | 2011 | 20110ther General Industrial Equipment120 | 120 | 0 8457 | 7 24885 | 4 08854 | 0 6088 | 0 5601 | 0 0048 | 520 9164 | 0 152 | 0 013 |
| Other General Industrial Equipment | 2011 | 20110ther General Industrial Equipment175 | 175 | 0 5786 | 6 5273 | 3 47165 | 0 352 | 0 3238 | 0 0049 | 522 9673 | 0 1526 | 0 013 |
| Other General Industrial Equipment | 2011 | 20110ther General Industrial Equipment250 | 250 | 0 5706 | 7 30022 | 2 33422 | 0 3134 | 0 2883 | 0 0049 | 524 489 | 0 153 | 0 013 |
| Other General Industrial Equipment | 2011 | 20110ther General Industrial Equipment500 | 500 | 0 3927 | 5 42881 | 2 74249 | 0 2067 | 0 1902 | 0 0049 | 524 163 | 0 153 | 0 013 |
| Other General Industrial Equipment | 2011 | 20110ther General Industrial Equipment750 | 750 | 0 3136 | 4 72869 | 1 62791 | 0 1634 | 0 1503 | 0 0049 | 524 7557 | 0 1531 | 0 013 |
| Other General Industrial Equipment | 2011 | 20110ther General Industrial Equipment1000 | 1000 | 0 3191 | 6 1714 | 1 03813 | 0 1529 | 0 1407 | 0 0049 | 523 1938 | 0 1527 | 0 013 |
| Other General Industrial Equipment | 2012 | 20120ther General Industrial Equipment15 | 15 | 1 5927 | 5 71254 | 6 24676 | 0 5694 | 0 5239 | 0 0054 | 581 7169 | 0 1702 | 0 015 |
| Other General Industrial Equipment | 2012 | 20120ther General Industrial Equipment25 | 25 | 1 5927 | 5 71254 | 6 24676 | 0 5694 | 0 5239 | 0 0054 | 581 7169 | 0 1702 | 0 015 |
| Other General Industrial Equipment | 2012 | 20120ther General Industrial Equipment50 | 50 | 1 5927 | 5 71254 | 6 24676 | 0 5694 | 0 5239 | 0 0054 | 581 7169 | 0 1702 | 0 015 |
| Other General Industrial Equipment | 2012 | 20120ther General Industrial Equipment120 | 120 | 0 8475 | 7 21493 | 4 12133 | 0 612 | 0 563 | 0 0048 | 519 6109 | 0 152 | 0 013 |
| Other General Industrial Equipment | 2012 | 20120ther General Industrial Equipment175 | 175 | 0 5761 | 6 44491 | 3 49618 | 0 3488 | 0 3209 | 0 0049 | 521 6566 | 0 1526 | 0 013 |
| Other General Industrial Equipment | 2012 | 20120ther General Industrial Equipment250 | 250 | 0 5672 | 7 14362 | 2 33594 | 0 3084 | 0 2837 | 0 0049 | 523 1745 | 0 153 | 0 013 |
| Other General Industrial Equipment | 2012 | 20120ther General Industrial Equipment500 | 500 | 0 4002 | 5 39821 | 2 75094 | 0 2069 | 0 1903 | 0 0049 | 522 8493 | 0 153 | 0 013 |
| Other General Industrial Equipment | 2012 | 20120ther General Industrial Equipment750 | 750 | 0 3185 | 4 69855 | 1 63473 | 0 1609 | 0 148 | 0 0049 | 523 4405 | 0 1531 | 0 013 |
| Other General Industrial Equipment | 2012 | 20120ther General Industrial Equipment1000 | 1000 | 0 3281 | 6 24054 | 1 05208 | 0 1575 | 0 1449 | 0 0049 | 521 8825 | 0 1527 | 0 013 |

| | | | | | | | | | | | | |
|---|---|---|---|---|---|---|---|---|---|---|---|---|
| Other General Industrial Equipment | 2013 | 2013Other General Industrial Equipment15 | 15 | 1 5535 | 5 64536 | 6 26146 | 0.5557 | 0 5113 | 0 0054 | 578 7937 | 0.1702 | 0 015 |
| Other General Industrial Equipment | 2013 | 2013Other General Industrial Equipment25 | 25 | 1.5535 | 5.64536 | 6 26146 | 0 5557 | 0 5113 | 0.0054 | 578 7937 | 0 1702 | 0 015 |
| Other General Industrial Equipment | 2013 | 2013Other General Industrial Equipment50 | 50 | 1 5535 | 5.64536 | 6 26146 | 0.5557 | 0.5113 | 0 0054 | 578 7937 | 0 1702 | 0.015 |
| Other General Industrial Equipment | 2013 | 2013Other General Industrial Equipment120 | 120 | 0.8253 | 7 03299 | 4 11871 | 0.5968 | 0 5491 | 0.0048 | 516.9998 | 0 152 | 0 013 |
| Other General Industrial Equipment | 2013 | 2013Other General Industrial Equipment175 | 175 | 0.538 | 6.02319 | 3 4592 | 0.3243 | 0.2984 | 0.0049 | 519.0352 | 0.1526 | 0 013 |
| Other General Industrial Equipment | 2013 | 2013Other General Industrial Equipment250 | 250 | 0.5122 | 6 51958 | 2 15134 | 0.273 | 0.2511 | 0.0049 | 520 5455 | 0 153 | 0.013 |
| Other General Industrial Equipment | 2013 | 2013Other General Industrial Equipment500 | 500 | 0.3653 | 4.82071 | 2.62159 | 0.1827 | 0.1681 | 0.0049 | 520.2219 | 0 153 | 0.013 |
| Other General Industrial Equipment | 2013 | 2013Other General Industrial Equipment750 | 750 | 0.2896 | 4.12057 | 1.58393 | 0.1392 | 0 1281 | 0.0049 | 520.8102 | 0.1531 | 0 013 |
| Other General Industrial Equipment | 2013 | 2013Other General Industrial Equipment1000 | 1000 | 0 3372 | 6 30968 | 1 06902 | 0 1621 | 0 1492 | 0 0049 | 519 26 | 0 1527 | 0 013 |
| Other General Industrial Equipment | 2014 | 2014Other General Industrial Equipment15 | 15 | 1.521 | 5.58361 | 6 28785 | 0 5439 | 0.5004 | 0.0054 | 575 8705 | 0.1702 | 0.015 |
| Other General Industrial Equipment | 2014 | 2014Other General Industrial Equipment25 | 25 | 1.521 | 5 58361 | 6 28785 | 0.5439 | 0.5004 | 0 0054 | 575.8705 | 0.1702 | 0 015 |
| Other General Industrial Equipment | 2014 | 2014Other General Industrial Equipment50 | 50 | 1 521 | 5.58361 | 6 28785 | 0.5439 | 0.5004 | 0 0054 | 575.8705 | 0.1702 | 0 015 |
| Other General Industrial Equipment | 2014 | 2014Other General Industrial Equipment120 | 120 | 0.7887 | 6 72277 | 4 09005 | 0.5739 | 0.528 | 0.0048 | 514.3886 | 0.152 | 0 013 |
| Other General Industrial Equipment | 2014 | 2014Other General Industrial Equipment175 | 175 | 0.5226 | 5.79166 | 3.46929 | 0 3118 | 0.2868 | 0.0049 | 516 4138 | 0.1526 | 0 013 |
| Other General Industrial Equipment | 2014 | 2014Other General Industrial Equipment250 | 250 | 0.4876 | 6 15263 | 2 05376 | 0.2546 | 0.2342 | 0.0049 | 517.9164 | 0.153 | 0 013 |
| Other General Industrial Equipment | 2014 | 2014Other General Industrial Equipment500 | 500 | 0.3548 | 4.56494 | 2 49943 | 0.1724 | 0 1587 | 0 0049 | 517.5945 | 0 153 | 0 013 |
| Other General Industrial Equipment | 2014 | 2014Other General Industrial Equipment750 | 750 | 0.2557 | 3.62195 | 1 48882 | 0.1153 | 0.1061 | 0.0049 | 518.1798 | 0.1531 | 0 013 |
| Other General Industrial Equipment | 2014 | 2014Other General Industrial Equipment1000 | 1000 | 0.3463 | 6.37883 | 1 07997 | 0.1668 | 0.1534 | 0.0049 | 516.6375 | 0.1527 | 0 013 |
| Other General Industrial Equipment | 2015 | 2015Other General Industrial Equipment15 | 15 | 1 4951 | 5.52435 | 6 32452 | 0 5324 | 0.4898 | 0.0054 | 570.0241 | 0.1702 | 0 015 |
| Other General Industrial Equipment | 2015 | 2015Other General Industrial Equipment25 | 25 | 1.4951 | 5.52435 | 6 32452 | 0.5324 | 0 4898 | 0.0054 | 570.0241 | 0.1702 | 0.015 |
| Other General Industrial Equipment | 2015 | 2015Other General Industrial Equipment50 | 50 | 1.4951 | 5.52435 | 6 32452 | 0.5324 | 0.4898 | 0.0054 | 570.0241 | 0.1702 | 0.015 |
| Other General Industrial Equipment | 2015 | 2015Other General Industrial Equipment120 | 120 | 0.7607 | 6.50163 | 4.0811 | 0.5528 | 0.5086 | 0.0048 | 509 1664 | 0.152 | 0.013 |
| Other General Industrial Equipment | 2015 | 2015Other General Industrial Equipment175 | 175 | 0.4949 | 5.3974 | 3 45434 | 0.294 | 0 2704 | 0.0049 | 511.171 | 0 1526 | 0.013 |
| Other General Industrial Equipment | 2015 | 2015Other General Industrial Equipment250 | 250 | 0.4522 | 5.64293 | 1.9257 | 0.2295 | 0.2111 | 0.0049 | 512.6584 | 0 153 | 0.013 |
| Other General Industrial Equipment | 2015 | 2015Other General Industrial Equipment500 | 500 | 0.3531 | 4.42481 | 2.42603 | 0.1671 | 0.1537 | 0.0049 | 512.3397 | 0 153 | 0 013 |
| Other General Industrial Equipment | 2015 | 2015Other General Industrial Equipment750 | 750 | 0.2511 | 3.36512 | 1.49062 | 0.1092 | 0.1004 | 0.0049 | 512.9191 | 0.1531 | 0.013 |
| Other General Industrial Equipment | 2015 | 2015Other General Industrial Equipment1000 | 1000 | 0 3554 | 6.44797 | 1 09391 | 0.1714 | 0.1577 | 0.0049 | 511.3924 | 0.1527 | 0 013 |
| Other General Industrial Equipment | 2016 | 2016Other General Industrial Equipment15 | 15 | 1.4205 | 5.40705 | 6 25866 | 0.5065 | 0.466 | 0.0054 | 564.1777 | 0.1702 | 0.014 |
| Other General Industrial Equipment | 2016 | 2016Other General Industrial Equipment25 | 25 | 1.4205 | 5.40705 | 6.25866 | 0.5065 | 0.466 | 0.0054 | 564.1777 | 0.1702 | 0.014 |
| Other General Industrial Equipment | 2016 | 2016Other General Industrial Equipment50 | 50 | 1.4205 | 5.40705 | 6.25866 | 0.5065 | 0.466 | 0.0054 | 564.1777 | 0.1702 | 0.014 |
| Other General Industrial Equipment | 2016 | 2016Other General Industrial Equipment120 | 120 | 0.7155 | 6.14411 | 4 04541 | 0.5178 | 0 4764 | 0.0048 | 503.9442 | 0.152 | 0.013 |
| Other General Industrial Equipment | 2016 | 2016Other General Industrial Equipment175 | 175 | 0.4701 | 5.05466 | 3.43665 | 0.2758 | 0.2537 | 0.0049 | 505.9282 | 0.1526 | 0 013 |
| Other General Industrial Equipment | 2016 | 2016Other General Industrial Equipment250 | 250 | 0.4369 | 5 40733 | 1.8667 | 0.2173 | 0.1999 | 0.0049 | 507 4004 | 0.153 | 0.013 |
| Other General Industrial Equipment | 2016 | 2016Other General Industrial Equipment500 | 500 | 0.342 | 4 14966 | 2.36652 | 0.1589 | 0 1462 | 0.0049 | 507.085 | 0 153 | 0 013 |
| Other General Industrial Equipment | 2016 | 2016Other General Industrial Equipment750 | 750 | 0.2429 | 3.10202 | 1 49061 | 0 1004 | 0.0924 | 0.0049 | 507.6584 | 0.1531 | 0 013 |
| Other General Industrial Equipment | 2016 | 2016Other General Industrial Equipment1000 | 1000 | 0.2423 | 4.7462 | 1.04483 | 0.112 | 0 103 | 0.0049 | 506.1474 | 0.1527 | 0.013 |
| Other General Industrial Equipment | 2017 | 2017Other General Industrial Equipment15 | 15 | 1.3493 | 5 27694 | 6.17923 | 0 4793 | 0.4409 | 0.0054 | 555.4081 | 0.1702 | 0.014 |
| Other General Industrial Equipment | 2017 | 2017Other General Industrial Equipment25 | 25 | 1.3493 | 5.27694 | 6.17923 | 0 4793 | 0.4409 | 0.0054 | 555 4081 | 0.1702 | 0.014 |
| Other General Industrial Equipment | 2017 | 2017Other General Industrial Equipment50 | 50 | 1.3493 | 5.27694 | 6.17923 | 0.4793 | 0.4409 | 0.0054 | 555.4081 | 0.1702 | 0.014 |
| Other General Industrial Equipment | 2017 | 2017Other General Industrial Equipment120 | 120 | 0 66 | 5.72138 | 3.99811 | 0 4705 | 0.4328 | 0.0048 | 496.1109 | 0.152 | 0.013 |
| Other General Industrial Equipment | 2017 | 2017Other General Industrial Equipment175 | 175 | 0.4371 | 4.53359 | 3.39928 | 0.2495 | 0.2296 | 0.0049 | 498.0641 | 0.1526 | 0.013 |
| Other General Industrial Equipment | 2017 | 2017Other General Industrial Equipment250 | 250 | 0.4113 | 5.02246 | 1 78 | 0.199 | 0 183 | 0.0049 | 499.5133 | 0 153 | 0.013 |
| Other General Industrial Equipment | 2017 | 2017Other General Industrial Equipment500 | 500 | 0.3338 | 3.9491 | 2.36453 | 0.152 | 0.1399 | 0.0049 | 499.2028 | 0.153 | 0.013 |
| Other General Industrial Equipment | 2017 | 2017Other General Industrial Equipment750 | 750 | 0.2192 | 2.59187 | 1.48016 | 0.0862 | 0.0793 | 0.0049 | 499.7673 | 0.1531 | 0.013 |
| Other General Industrial Equipment | 2017 | 2017Other General Industrial Equipment1000 | 1000 | 0.2506 | 4 7865 | 1.05719 | 0.1145 | 0.1053 | 0.0049 | 498.2798 | 0.1527 | 0.013 |
| Other General Industrial Equipment | 2018 | 2018Other General Industrial Equipment15 | 15 | 1.1544 | 4.97857 | 5.82717 | 0.4137 | 0.3806 | 0.0054 | 546.6385 | 0.1702 | 0.014 |
| Other General Industrial Equipment | 2018 | 2018Other General Industrial Equipment25 | 25 | 1.1544 | 4.97857 | 5.82717 | 0.4137 | 0.3806 | 0.0054 | 546.6385 | 0.1702 | 0.014 |
| Other General Industrial Equipment | 2018 | 2018Other General Industrial Equipment50 | 50 | 1.1544 | 4.97857 | 5.82717 | 0 4137 | 0.3806 | 0.0054 | 546.6385 | 0 1702 | 0.014 |
| Other General Industrial Equipment | 2018 | 2018Other General Industrial Equipment120 | 120 | 0.5573 | 4.95455 | 3 87633 | 0.3917 | 0 3604 | 0.0048 | 488.2775 | 0.152 | 0.013 |
| Other General Industrial Equipment | 2018 | 2018Other General Industrial Equipment175 | 175 | 0.3176 | 3.23673 | 3.23662 | 0.172 | 0.1582 | 0.0049 | 490.1999 | 0.1526 | 0.013 |
| Other General Industrial Equipment | 2018 | 2018Other General Industrial Equipment250 | 250 | 0.3031 | 3.64819 | 1.45525 | 0.1348 | 0.124 | 0.0049 | 491.6263 | 0.153 | 0.013 |
| Other General Industrial Equipment | 2018 | 2018Other General Industrial Equipment500 | 500 | 0.2536 | 2.90735 | 1.58301 | 0.1036 | 0.0953 | 0.0049 | 491.3207 | 0.153 | 0.013 |
| Other General Industrial Equipment | 2018 | 2018Other General Industrial Equipment750 | 750 | 0.2165 | 2 41933 | 1.48303 | 0.0826 | 0 076 | 0.0049 | 491.8763 | 0.1531 | 0.013 |
| Other General Industrial Equipment | 2018 | 2018Other General Industrial Equipment1000 | 1000 | 0.2573 | 4.81007 | 1.06646 | 0.1159 | 0.1066 | 0.0049 | 490.4122 | 0.1527 | 0.013 |
| Other General Industrial Equipment | 2019 | 2019Other General Industrial Equipment15 | 15 | 1.0422 | 4.80683 | 5.66186 | 0.3737 | 0.3438 | 0.0054 | 537.8689 | 0.1702 | 0.014 |
| Other General Industrial Equipment | 2019 | 2019Other General Industrial Equipment25 | 25 | 1.0422 | 4.80683 | 5.66186 | 0.3737 | 0.3438 | 0.0054 | 537.8689 | 0.1702 | 0.014 |
| Other General Industrial Equipment | 2019 | 2019Other General Industrial Equipment50 | 50 | 1.0422 | 4.80683 | 5.66186 | 0.3737 | 0.3438 | 0 0054 | 537.8689 | 0.1702 | 0.014 |
| Other General Industrial Equipment | 2019 | 2019Other General Industrial Equipment120 | 120 | 0.4997 | 4.49674 | 3.82128 | 0.3429 | 0.3155 | 0.0048 | 480.4442 | 0.152 | 0.012 |
| Other General Industrial Equipment | 2019 | 2019Other General Industrial Equipment175 | 175 | 0.3017 | 2 99891 | 3.24129 | 0.1565 | 0.144 | 0.0049 | 482.3357 | 0.1526 | 0.012 |
| Other General Industrial Equipment | 2019 | 2019Other General Industrial Equipment250 | 250 | 0.2585 | 3 01996 | 1.29893 | 0.1058 | 0.0973 | 0.0049 | 483.7392 | 0.153 | 0.012 |
| Other General Industrial Equipment | 2019 | 2019Other General Industrial Equipment500 | 500 | 0.2385 | 2.57531 | 1 56115 | 0.0923 | 0.0849 | 0.0049 | 483.4385 | 0.153 | 0.012 |
| Other General Industrial Equipment | 2019 | 2019Other General Industrial Equipment750 | 750 | 0.1989 | 2 11518 | 1 47441 | 0.0758 | 0.0697 | 0.0049 | 483.9852 | 0.1531 | 0.012 |
| Other General Industrial Equipment | 2019 | 2019Other General Industrial Equipment1000 | 1000 | 0 264 | 4.83364 | 1.07573 | 0.1172 | 0.1079 | 0.0049 | 482.5446 | 0.1527 | 0.012 |
| Other General Industrial Equipment | 2020 | 20200ther General Industrial Equipment15 | 15 | 0.946 | 4.62219 | 5.50397 | 0.334 | 0.3073 | 0.0054 | 526.1761 | 0.1702 | 0.013 |
| Other General Industrial Equipment | 2020 | 20200ther General Industrial Equipment25 | 25 | 0.946 | 4.62219 | 5.50397 | 0 334 | 0.3073 | 0.0054 | 526.1761 | 0.1702 | 0.013 |
| Other General Industrial Equipment | 2020 | 20200ther General Industrial Equipment50 | 50 | 0.946 | 4 62219 | 5.50397 | 0 334 | 0.3073 | 0.0054 | 526.1761 | 0.1702 | 0.013 |
| Other General Industrial Equipment | 2020 | 20200ther General Industrial Equipment120 | 120 | 0.446 | 4.06079 | 3.77073 | 0.2959 | 0.2722 | 0.0048 | 469.9998 | 0.152 | 0.012 |
| Other General Industrial Equipment | 2020 | 20200ther General Industrial Equipment175 | 175 | 0.2683 | 2.57503 | 3.22922 | 0.135 | 0 1242 | 0.0049 | 471.8502 | 0.1526 | 0.012 |
| Other General Industrial Equipment | 2020 | 20200ther General Industrial Equipment250 | 250 | 0.2368 | 2.66782 | 1 23914 | 0.0902 | 0.083 | 0.0049 | 473.2231 | 0.153 | 0.012 |
| Other General Industrial Equipment | 2020 | 20200ther General Industrial Equipment500 | 500 | 0.2076 | 2.06187 | 1 34424 | 0.0724 | 0.0666 | 0.0049 | 472.929 | 0.153 | 0.012 |
| Other General Industrial Equipment | 2020 | 20200ther General Industrial Equipment750 | 750 | 0.1746 | 1.67591 | 1 46184 | 0.0622 | 0.0572 | 0.0049 | 473.4638 | 0.1531 | 0.012 |
| Other General Industrial Equipment | 2020 | 20200ther General Industrial Equipment1000 | 1000 | 0.2707 | 4.85721 | 1.085 | 0.1186 | 0.1092 | 0.0049 | 472.0545 | 0.1527 | 0.012 |
| Other General Industrial Equipment | 2021 | 2021Other General Industrial Equipment15 | 15 | 0.8314 | 4.42532 | 5.31354 | 0.2889 | 0.2658 | 0.0054 | 526.1761 | 0.1702 | 0.013 |
| Other General Industrial Equipment | 2021 | 2021Other General Industrial Equipment25 | 25 | 0.8314 | 4 42532 | 5.31354 | 0.2889 | 0.2658 | 0.0054 | 526 1761 | 0.1702 | 0.013 |
| Other General Industrial Equipment | 2021 | 2021Other General Industrial Equipment50 | 50 | 0.8314 | 4 42532 | 5.31354 | 0.2889 | 0.2658 | 0.0054 | 526 1761 | 0 1702 | 0.013 |
| Other General Industrial Equipment | 2021 | 2021Other General Industrial Equipment120 | 120 | 0.4037 | 3.7177 | 3.74029 | 0.2559 | 0.2354 | 0.0049 | 469.9998 | 0.152 | 0.012 |
| Other General Industrial Equipment | 2021 | 2021Other General Industrial Equipment175 | 175 | 0.2541 | 2 34745 | 3.23421 | 0.1209 | 0.1113 | 0.0049 | 471.8502 | 0.1526 | 0.012 |
| Other General Industrial Equipment | 2021 | 2021Other General Industrial Equipment250 | 250 | 0 2037 | 2 0939 | 1.17138 | 0.0696 | 0.0641 | 0.0049 | 473 2231 | 0 153 | 0.012 |
| Other General Industrial Equipment | 2021 | 2021Other General Industrial Equipment500 | 500 | 0.1954 | 1.79624 | 1.32956 | 0.0642 | 0 059 | 0.0049 | 472.929 | 0.153 | 0.012 |
| Other General Industrial Equipment | 2021 | 2021Other General Industrial Equipment750 | 750 | 0.166 | 1 38672 | 1.46305 | 0.0544 | 0.05 | 0.0049 | 473 4638 | 0.1531 | 0.012 |
| Other General Industrial Equipment | 2021 | 2021Other General Industrial Equipment1000 | 1000 | 0.2761 | 4 87557 | 1.09291 | 0.1196 | 0.1101 | 0.0049 | 472 0545 | 0.1527 | 0.012 |
| Other General Industrial Equipment | 2022 | 2022Other General Industrial Equipment15 | 15 | 0 7018 | 4.19687 | 5.07591 | 0.2377 | 0.2187 | 0.0054 | 526.1761 | 0.1702 | 0.013 |
| Other General Industrial Equipment | 2022 | 2022Other General Industrial Equipment25 | 25 | 0 7018 | 4.19687 | 5.07591 | 0.2377 | 0.2187 | 0.0054 | 526.1761 | 0.1702 | 0.013 |
| Other General Industrial Equipment | 2022 | 2022Other General Industrial Equipment50 | 50 | 0.7018 | 4.19687 | 5.07591 | 0.2377 | 0.2187 | 0.0054 | 526.1761 | 0.1702 | 0.013 |
| Other General Industrial Equipment | 2022 | 2022Other General Industrial Equipment120 | 120 | 0.3387 | 3.19968 | 3 66821 | 0.1991 | 0.1831 | 0.0049 | 469.9998 | 0.152 | 0.012 |
| Other General Industrial Equipment | 2022 | 2022Other General Industrial Equipment175 | 175 | 0.2435 | 2.14959 | 3.23346 | 0.1109 | 0.102 | 0.0049 | 471.8502 | 0.1526 | 0.012 |
| Other General Industrial Equipment | 2022 | 2022Other General Industrial Equipment250 | 250 | 0.1867 | 1.75874 | 1 13752 | 0.0569 | 0 0523 | 0.0049 | 473.2231 | 0.153 | 0.012 |
| Other General Industrial Equipment | 2022 | 2022Other General Industrial Equipment500 | 500 | 0.1748 | 1.43348 | 1.17139 | 0.0499 | 0.0459 | 0.0049 | 472.929 | 0.153 | 0.012 |
| Other General Industrial Equipment | 2022 | 2022Other General Industrial Equipment750 | 750 | 0.149 | 1.06247 | 1 45658 | 0 0458 | 0.0422 | 0.0049 | 473.4638 | 0.1531 | 0.012 |
| Other General Industrial Equipment | 2022 | 2022Other General Industrial Equipment1000 | 1000 | 0.1874 | 3.942 | 1.03925 | 0.0793 | 0.073 | 0.0049 | 472.0545 | 0.1527 | 0 012 |
| Other General Industrial Equipment | 2023 | 2023Other General Industrial Equipment15 | 15 | 0.6032 | 3 99304 | 4.88317 | 0.194 | 0.1785 | 0.0054 | 526.1761 | 0.1702 | 0.013 |
| Other General Industrial Equipment | 2023 | 2023Other General Industrial Equipment25 | 25 | 0.6032 | 3.99304 | 4.88317 | 0.194 | 0.1785 | 0.0054 | 526.1761 | 0.1702 | 0.013 |
| Other General Industrial Equipment | 2023 | 2023Other General Industrial Equipment50 | 50 | 0.6032 | 3.99304 | 4 88317 | 0.194 | 0.1785 | 0.0054 | 526.1761 | 0.1702 | 0 013 |
| Other General Industrial Equipment | 2023 | 2023Other General Industrial Equipment120 | 120 | 0 3076 | 2 92394 | 3 64703 | 0.1685 | 0.155 | 0.0049 | 469.9998 | 0 152 | 0 012 |
| Other General Industrial Equipment | 2023 | 2023Other General Industrial Equipment175 | 175 | 0.2005 | 1 60937 | 3.17453 | 0 0802 | 0.0738 | 0.0049 | 471.8502 | 0.1526 | 0.012 |
| Other General Industrial Equipment | 2023 | 2023Other General Industrial Equipment250 | 250 | 0.1806 | 1 53043 | 1 14024 | 0.0512 | 0.0471 | 0.0049 | 473.2231 | 0.153 | 0.012 |
| Other General Industrial Equipment | 2023 | 2023Other General Industrial Equipment500 | 500 | 0.164 | 1 25618 | 1 12057 | 0.043 | 0.0396 | 0.0049 | 472.929 | 0.153 | 0.012 |
| Other General Industrial Equipment | 2023 | 2023Other General Industrial Equipment750 | 750 | 0.1106 | 0.62571 | 1.10458 | 0.0226 | 0.0208 | 0.0049 | 473.4638 | 0.1531 | 0.012 |
| Other General Industrial Equipment | 2023 | 2023Other General Industrial Equipment1000 | 1000 | 0.1926 | 3.95649 | 1.04852 | 0.0798 | 0.0734 | 0.0049 | 472.0545 | 0.1527 | 0.012 |
| Other General Industrial Equipment | 2024 | 2024Other General Industrial Equipment15 | 15 | 0 546 | 3.85892 | 4.78022 | 0.1654 | 0 1522 | 0.0054 | 526 1761 | 0.1702 | 0.013 |
| Other General Industrial Equipment | 2024 | 2024Other General Industrial Equipment25 | 25 | 0.546 | 3.85892 | 4 78022 | 0 1654 | 0.1522 | 0.0054 | 526.1761 | 0.1702 | 0.013 |
| Other General Industrial Equipment | 2024 | 2024Other General Industrial Equipment50 | 50 | 0 546 | 3.85892 | 4.78022 | 0 1654 | 0 1522 | 0.0054 | 526 1761 | 0.1702 | 0 013 |
| Other General Industrial Equipment | 2024 | 2024Other General Industrial Equipment120 | 120 | 0.2872 | 2.70778 | 3.63929 | 0 1459 | 0 1342 | 0.0049 | 469.9998 | 0 152 | 0.012 |
| Other General Industrial Equipment | 2024 | 2024Other General Industrial Equipment175 | 175 | 0 1906 | 1 44774 | 3 18534 | 0.0727 | 0.0669 | 0.0049 | 471.8502 | 0.1526 | 0.012 |
| Other General Industrial Equipment | 2024 | 2024Other General Industrial Equipment250 | 250 | 0.1727 | 1 31888 | 1 14124 | 0.0457 | 0.0421 | 0.0049 | 473 2231 | 0.153 | 0.012 |
| Other General Industrial Equipment | 2024 | 2024Other General Industrial Equipment500 | 500 | 0 1576 | 1 15288 | 1 1102 | 0.0395 | 0.0363 | 0.0049 | 472 929 | 0.153 | 0.012 |
| Other General Industrial Equipment | 2024 | 2024Other General Industrial Equipment750 | 750 | 0.1151 | 0 62782 | 1 11228 | 0 0227 | 0.0209 | 0.0049 | 473.4638 | 0.1531 | 0.012 |
| Other General Industrial Equipment | 2024 | 2024Other General Industrial Equipment1000 | 1000 | 0 1978 | 3 97098 | 1 05779 | 0.0802 | 0.0738 | 0 0049 | 472 0545 | 0 1527 | 0.012 |
| Other General Industrial Equipment | 2025 | 2025Other General Industrial Equipment15 | 15 | 0 492 | 3 71721 | 4 67981 | 0 1362 | 0 1253 | 0 0054 | 526 1761 | 0.1702 | 0.013 |
| Other General Industrial Equipment | 2025 | 2025Other General Industrial Equipment25 | 25 | 0.492 | 3 71721 | 4.67981 | 0.1362 | 0 1253 | 0.0054 | 526.1761 | 0 1702 | 0 013 |
| Other General Industrial Equipment | 2025 | 2025Other General Industrial Equipment50 | 50 | 0 492 | 3 71721 | 4.67981 | 0 1362 | 0 1253 | 0 0054 | 526 1761 | 0 1702 | 0 013 |
| Other General Industrial Equipment | 2025 | 2025Other General Industrial Equipment120 | 120 | 0.2575 | 2.43889 | 3 61204 | 0 1181 | 0.1086 | 0.0049 | 469 9998 | 0 152 | 0 012 |
| Other General Industrial Equipment | 2025 | 2025Other General Industrial Equipment175 | 175 | 0 189 | 1 36379 | 3.20434 | 0.0702 | 0.0646 | 0.0049 | 471 8502 | 0 1526 | 0 012 |

| | | | | | | | | | | | | |
|---|---|---|---|---|---|---|---|---|---|---|---|---|
| Other General Industrial Equipment | 2025 | 2025Other General Industrial Equipment250 | 250 | 0 1547 | 1 02801 | 1 13176 | 0.0362 | 0.0333 | 0.0049 | 473 2231 | 0 153 | 0 012 |
| Other General Industrial Equipment | 2025 | 2025Other General Industrial Equipment500 | 500 | 0 1515 | 1 05334 | 1 10932 | 0.0353 | 0.0325 | 0 0049 | 472 929 | 0 153 | 0 012 |
| Other General Industrial Equipment | 2025 | 2025Other General Industrial Equipment750 | 750 | 0 117 | 0.629 | 1 1152 | 0 0228 | 0.021 | 0 0049 | 473 4638 | 0 1531 | 0 012 |
| Other General Industrial Equipment | 2025 | 2025Other General Industrial Equipment1000 | 1000 | 0 203 | 3 98546 | 1 06706 | 0.0806 | 0.0742 | 0 0049 | 472 0545 | 0 1527 | 0.012 |
| Other General Industrial Equipment | 2030 | 20300ther General Industrial Equipment15 | 15 | 0 589 | 4 142 | 3 469 | 0 161 | 0 161 | 0 008 | 568 299 | 0 053 | 0 015 |
| Other General Industrial Equipment | 2030 | 20300ther General Industrial Equipment25 | 25 | 0 685 | 4 332 | 2 339 | 0 161 | 0 161 | 0 007 | 568 299 | 0 061 | 0 015 |
| Other General Industrial Equipment | 2030 | 20300ther General Industrial Equipment50 | 50 | 0 609 | 3 46 | 5 299 | 0 048 | 0 048 | 0 007 | 568 299 | 0 054 | 0 015 |
| Other General Industrial Equipment | 2030 | 20300ther General Industrial Equipment120 | 120 | 0 309 | 1 766 | 3 802 | 0 043 | 0 043 | 0 006 | 568 299 | 0 027 | 0 015 |
| Other General Industrial Equipment | 2030 | 20300ther General Industrial Equipment175 | 175 | 0 223 | 0 641 | 3 357 | 0 028 | 0 028 | 0 006 | 568 299 | 0 02 | 0 015 |
| Other General Industrial Equipment | 2030 | 20300ther General Industrial Equipment250 | 250 | 0 209 | 0 536 | 1 143 | 0 018 | 0 018 | 0 006 | 568 299 | 0 018 | 0 015 |
| Other General Industrial Equipment | 2030 | 20300ther General Industrial Equipment500 | 500 | 0 208 | 0 506 | 1 087 | 0 018 | 0 018 | 0 005 | 568 299 | 0 018 | 0 015 |
| Other General Industrial Equipment | 2030 | 20300ther General Industrial Equipment750 | 750 | 0 208 | 0 512 | 1 087 | 0 018 | 0 018 | 0 005 | 568 299 | 0 018 | 0 015 |
| Other General Industrial Equipment | 2030 | 20300ther General Industrial Equipment1000 | 1000 | 0 212 | 2 66 | 1 088 | 0 035 | 0 035 | 0 005 | 568 299 | 0 019 | 0 015 |
| Other General Industrial Equipment | 2035 | 20350ther General Industrial Equipment15 | 15 | 0 589 | 4 142 | 3 469 | 0 161 | 0 161 | 0 008 | 568 299 | 0 053 | 0 015 |
| Other General Industrial Equipment | 2035 | 20350ther General Industrial Equipment25 | 25 | 0 685 | 4 332 | 2 339 | 0 161 | 0 161 | 0 007 | 568 299 | 0 061 | 0 015 |
| Other General Industrial Equipment | 2035 | 20350ther General Industrial Equipment50 | 50 | 0 564 | 3 334 | 5 255 | 0 025 | 0 025 | 0 007 | 568 299 | 0 05 | 0 015 |
| Other General Industrial Equipment | 2035 | 20350ther General Industrial Equipment120 | 120 | 0 282 | 1 567 | 3 794 | 0 022 | 0 022 | 0 006 | 568 3 | 0 025 | 0 015 |
| Other General Industrial Equipment | 2035 | 20350ther General Industrial Equipment175 | 175 | 0 199 | 0 399 | 3 355 | 0 016 | 0 016 | 0 006 | 568 3 | 0 018 | 0 015 |
| Other General Industrial Equipment | 2035 | 20350ther General Industrial Equipment250 | 250 | 0 195 | 0 355 | 1 143 | 0 013 | 0 013 | 0 006 | 568 299 | 0 017 | 0 015 |
| Other General Industrial Equipment | 2035 | 20350ther General Industrial Equipment500 | 500 | 0 195 | 0 351 | 1 087 | 0 013 | 0 013 | 0 005 | 568 299 | 0 017 | 0 015 |
| Other General Industrial Equipment | 2035 | 20350ther General Industrial Equipment750 | 750 | 0 195 | 0 351 | 1 087 | 0 013 | 0 013 | 0 005 | 568 299 | 0 017 | 0 015 |
| Other General Industrial Equipment | 2035 | 20350ther General Industrial Equipment1000 | 1000 | 0 196 | 2 532 | 1 087 | 0 028 | 0 028 | 0 005 | 568 299 | 0 017 | 0 015 |
| Other General Industrial Equipment | 2040 | 20400ther General Industrial Equipment15 | 15 | 0 589 | 4 142 | 3 47 | 0 161 | 0 161 | 0 008 | 568 299 | 0 053 | 0 015 |
| Other General Industrial Equipment | 2040 | 20400ther General Industrial Equipment25 | 25 | 0 685 | 4 332 | 2 339 | 0 161 | 0 161 | 0 007 | 568 299 | 0 061 | 0 015 |
| Other General Industrial Equipment | 2040 | 20400ther General Industrial Equipment50 | 50 | 0 562 | 3 283 | 5 257 | 0 019 | 0 019 | 0 007 | 568 299 | 0 05 | 0 015 |
| Other General Industrial Equipment | 2040 | 20400ther General Industrial Equipment120 | 120 | 0 277 | 1 506 | 3 794 | 0 017 | 0 017 | 0 006 | 568 299 | 0 025 | 0 015 |
| Other General Industrial Equipment | 2040 | 20400ther General Industrial Equipment175 | 175 | 0 191 | 0 315 | 3 356 | 0 012 | 0 012 | 0 006 | 568 299 | 0 017 | 0 015 |
| Other General Industrial Equipment | 2040 | 20400ther General Industrial Equipment250 | 250 | 0 19 | 0 299 | 1 143 | 0 011 | 0 011 | 0 006 | 568 299 | 0 017 | 0 015 |
| Other General Industrial Equipment | 2040 | 20400ther General Industrial Equipment500 | 500 | 0 19 | 0 299 | 1 087 | 0 011 | 0 011 | 0 005 | 568 299 | 0 017 | 0 015 |
| Other General Industrial Equipment | 2040 | 20400ther General Industrial Equipment750 | 750 | 0 19 | 0 299 | 1 087 | 0 011 | 0 011 | 0 005 | 568 299 | 0 017 | 0 015 |
| Other General Industrial Equipment | 2040 | 20400ther General Industrial Equipment1000 | 1000 | 0 191 | 2 5 | 1 087 | 0 025 | 0 025 | 0 005 | 568 299 | 0 017 | 0 015 |
| Other Material Handling Equipment | 1990 | 19900ther Material Handling Equipment50 | 50 | 4 763 | 7 932 | 9 649 | 1 252 | 1 252 | 0 692 | 568 3 | 0 429 | 0 015 |
| Other Material Handling Equipment | 1990 | 19900ther Material Handling Equipment120 | 120 | 2 346 | 14 896 | 5 692 | 1 317 | 1 317 | 0 628 | 568 299 | 0 211 | 0 015 |
| Other Material Handling Equipment | 1990 | 19900ther Material Handling Equipment175 | 175 | 1 599 | 13 377 | 5 041 | 0 872 | 0 872 | 0 602 | 568 299 | 0 144 | 0 015 |
| Other Material Handling Equipment | 1990 | 19900ther Material Handling Equipment250 | 250 | 1 599 | 13 377 | 5 041 | 0 872 | 0 872 | 0 602 | 568 3 | 0 144 | 0 015 |
| Other Material Handling Equipment | 1990 | 19900ther Material Handling Equipment500 | 500 | 1 417 | 12 702 | 11 046 | 0 75 | 0 75 | 0 525 | 568 299 | 0 127 | 0 015 |
| Other Material Handling Equipment | 1990 | 19900ther Material Handling Equipment9999 | 9999 | 1 41 | 12 702 | 11 046 | 0 741 | 0 741 | 0 525 | 568 3 | 0 127 | 0 015 |
| Other Material Handling Equipment | 2000 | 20000ther Material Handling Equipment50 | 50 | 4 428 | 7 068 | 9 121 | 0 925 | 0 925 | 0 065 | 568 299 | 0 399 | 0 015 |
| Other Material Handling Equipment | 2000 | 20000ther Material Handling Equipment120 | 120 | 1 871 | 10 623 | 4 712 | 0 901 | 0 901 | 0 059 | 568 299 | 0 168 | 0 015 |
| Other Material Handling Equipment | 2000 | 20000ther Material Handling Equipment175 | 175 | 1 253 | 9 648 | 3 836 | 0 531 | 0 531 | 0 057 | 568 299 | 0 113 | 0 015 |
| Other Material Handling Equipment | 2000 | 20000ther Material Handling Equipment250 | 250 | 1 051 | 9 289 | 3 061 | 0 435 | 0 435 | 0 057 | 568 3 | 0 094 | 0 015 |
| Other Material Handling Equipment | 2000 | 20000ther Material Handling Equipment500 | 500 | 0 951 | 8 836 | 5 171 | 0 383 | 0 383 | 0 049 | 568 299 | 0 085 | 0 015 |
| Other Material Handling Equipment | 2000 | 20000ther Material Handling Equipment9999 | 9999 | 1 031 | 9 45 | 5 779 | 0 384 | 0 384 | 0 049 | 568 299 | 0 093 | 0 015 |
| Other Material Handling Equipment | 2005 | 20050ther Material Handling Equipment50 | 50 | 4 06 | 6 65 | 8 646 | 0 878 | 0 878 | 0 065 | 568 299 | 0 366 | 0 015 |
| Other Material Handling Equipment | 2005 | 20050ther Material Handling Equipment120 | 120 | 1 634 | 9 001 | 4 393 | 0 857 | 0 857 | 0 059 | 568 3 | 0 147 | 0 015 |
| Other Material Handling Equipment | 2005 | 20050ther Material Handling Equipment175 | 175 | 1 073 | 8 235 | 3 493 | 0 473 | 0 473 | 0 057 | 568 299 | 0 096 | 0 015 |
| Other Material Handling Equipment | 2005 | 20050ther Material Handling Equipment250 | 250 | 0 757 | 7 76 | 2 058 | 0 299 | 0 299 | 0 057 | 568 299 | 0 068 | 0 015 |
| Other Material Handling Equipment | 2005 | 20050ther Material Handling Equipment500 | 500 | 0 67 | 7 071 | 2 676 | 0 268 | 0 268 | 0 049 | 568 299 | 0 06 | 0 015 |
| Other Material Handling Equipment | 2005 | 20050ther Material Handling Equipment9999 | 9999 | 0 803 | 8 291 | 3 267 | 0 278 | 0 278 | 0 049 | 568 299 | 0 072 | 0 015 |
| Other Material Handling Equipment | 2010 | 20100ther Material Handling Equipment50 | 50 | 2 1118 | 6 11921 | 7 14242 | 0.6727 | 0.6189 | 0.0054 | 581 8987 | 0.1694 | 0.015 |
| Other Material Handling Equipment | 2010 | 20100ther Material Handling Equipment120 | 120 | 0.7397 | 6 86036 | 3 91836 | 0.5499 | 0.5059 | 0.0049 | 526.2094 | 0.1532 | 0.013 |
| Other Material Handling Equipment | 2010 | 20100ther Material Handling Equipment175 | 175 | 0.5915 | 6.62945 | 3 45939 | 0.3644 | 0 3353 | 0.0049 | 524 6881 | 0 1527 | 0 013 |
| Other Material Handling Equipment | 2010 | 20100ther Material Handling Equipment250 | 250 | 0.537 | 7 05748 | 2 2178 | 0.2919 | 0.2685 | 0.0049 | 523.8689 | 0.1525 | 0.013 |
| Other Material Handling Equipment | 2010 | 20100ther Material Handling Equipment500 | 500 | 0 3988 | 5.53948 | 2.89546 | 0.2246 | 0.2066 | 0.0049 | 522 5525 | 0 1521 | 0 013 |
| Other Material Handling Equipment | 2010 | 20100ther Material Handling Equipment9999 | 9999 | 0.1625 | 4 31467 | 0.96514 | 0.0998 | 0.0918 | 0.0049 | 524.505 | 0.1527 | 0.013 |
| Other Material Handling Equipment | 2011 | 20110ther Material Handling Equipment50 | 50 | 1.9811 | 6.0264 | 6.95209 | 0.644 | 0.5925 | 0.0054 | 580.4439 | 0.1694 | 0.015 |
| Other Material Handling Equipment | 2011 | 20110ther Material Handling Equipment120 | 120 | 0.702 | 6.54765 | 3.89742 | 0.5271 | 0.485 | 0.0049 | 524 8938 | 0.1532 | 0.013 |
| Other Material Handling Equipment | 2011 | 20110ther Material Handling Equipment175 | 175 | 0 5841 | 6.48588 | 3.45599 | 0.3599 | 0.3311 | 0.0049 | 523.3764 | 0.1527 | 0.013 |
| Other Material Handling Equipment | 2011 | 20110ther Material Handling Equipment250 | 250 | 0.5349 | 6.98965 | 2.18416 | 0.288 | 0 265 | 0.0049 | 522.5592 | 0.1525 | 0.013 |
| Other Material Handling Equipment | 2011 | 20110ther Material Handling Equipment500 | 500 | 0.3987 | 5 43165 | 2.78574 | 0.2207 | 0.203 | 0.0049 | 521.2461 | 0 1521 | 0.013 |
| Other Material Handling Equipment | 2011 | 20110ther Material Handling Equipment9999 | 9999 | 0.1767 | 4.35542 | 0.97804 | 0.1031 | 0.0949 | 0.0049 | 523.1938 | 0.1527 | 0.013 |
| Other Material Handling Equipment | 2012 | 20120ther Material Handling Equipment50 | 50 | 1.8812 | 5 92499 | 6.81597 | 0.6197 | 0.5702 | 0.0054 | 578.9892 | 0.1694 | 0.015 |
| Other Material Handling Equipment | 2012 | 20120ther Material Handling Equipment120 | 120 | 0.6866 | 6.36758 | 3 90414 | 0.5159 | 0.4746 | 0.0049 | 523.5783 | 0.1532 | 0 013 |
| Other Material Handling Equipment | 2012 | 20120ther Material Handling Equipment175 | 175 | 0.5821 | 6 40913 | 3.47827 | 0.3565 | 0.328 | 0.0049 | 522.0647 | 0.1527 | 0.013 |
| Other Material Handling Equipment | 2012 | 20120ther Material Handling Equipment250 | 250 | 0 5432 | 7 02565 | 2.19514 | 0.2902 | 0.267 | 0.0049 | 521.2496 | 0.1525 | 0.013 |
| Other Material Handling Equipment | 2012 | 20120ther Material Handling Equipment500 | 500 | 0.3952 | 5 30246 | 2.61135 | 0.2145 | 0.1973 | 0.0049 | 519.9397 | 0.1521 | 0.013 |
| Other Material Handling Equipment | 2012 | 20120ther Material Handling Equipment9999 | 9999 | 0.1908 | 4.39617 | 0.99094 | 0.1065 | 0.0979 | 0.0049 | 521.8825 | 0.1527 | 0.013 |
| Other Material Handling Equipment | 2013 | 20130ther Material Handling Equipment50 | 50 | 1 7696 | 5.85572 | 6.66457 | 0.596 | 0.5483 | 0.0054 | 576.0797 | 0.1694 | 0.015 |
| Other Material Handling Equipment | 2013 | 20130ther Material Handling Equipment120 | 120 | 0.6084 | 5.76277 | 3.82317 | 0 447 | 0.4112 | 0.0049 | 520.9473 | 0.1532 | 0.013 |
| Other Material Handling Equipment | 2013 | 20130ther Material Handling Equipment175 | 175 | 0.5596 | 6.15356 | 3.43613 | 0.3328 | 0 3062 | 0.0049 | 519.4412 | 0.1527 | 0.013 |
| Other Material Handling Equipment | 2013 | 20130ther Material Handling Equipment250 | 250 | 0.5332 | 6.82184 | 2.16882 | 0.2811 | 0 2587 | 0.0049 | 518.6302 | 0.1525 | 0.013 |
| Other Material Handling Equipment | 2013 | 20130ther Material Handling Equipment500 | 500 | 0 3681 | 4 87099 | 2.33558 | 0.1948 | 0.1792 | 0.0049 | 517.327 | 0 1521 | 0.013 |
| Other Material Handling Equipment | 2013 | 20130ther Material Handling Equipment9999 | 9999 | 0.2049 | 4 43692 | 1 00384 | 0.1098 | 0.101 | 0.0049 | 519.26 | 0.1527 | 0.013 |
| Other Material Handling Equipment | 2014 | 20140ther Material Handling Equipment50 | 50 | 1.6952 | 5.75119 | 6.58988 | 0.5751 | 0.5291 | 0.0054 | 573.1702 | 0.1694 | 0.015 |
| Other Material Handling Equipment | 2014 | 20140ther Material Handling Equipment120 | 120 | 0.5579 | 5 37202 | 3.77914 | 0.4122 | 0.3792 | 0.0049 | 518.3162 | 0.1532 | 0.013 |
| Other Material Handling Equipment | 2014 | 20140ther Material Handling Equipment175 | 175 | 0.5283 | 5 79759 | 3 43064 | 0.3128 | 0.2877 | 0.0049 | 516.8178 | 0.1527 | 0.013 |
| Other Material Handling Equipment | 2014 | 20140ther Material Handling Equipment250 | 250 | 0.4751 | 6.17254 | 1.93605 | 0.2421 | 0.2227 | 0.0049 | 516.0109 | 0.1525 | 0.013 |
| Other Material Handling Equipment | 2014 | 20140ther Material Handling Equipment500 | 500 | 0.3314 | 4.35658 | 1.92674 | 0.1689 | 0.1554 | 0.0049 | 514.7142 | 0.1521 | 0.013 |
| Other Material Handling Equipment | 2014 | 20140ther Material Handling Equipment9999 | 9999 | 0.1412 | 3.4363 | 0.97804 | 0.0665 | 0.0612 | 0.0049 | 516.6375 | 0.1527 | 0.013 |
| Other Material Handling Equipment | 2015 | 20150ther Material Handling Equipment50 | 50 | 1.7334 | 5.7994 | 6.75642 | 0.5863 | 0.5394 | 0.0054 | 567.3512 | 0.1694 | 0.015 |
| Other Material Handling Equipment | 2015 | 20150ther Material Handling Equipment120 | 120 | 0.5278 | 4 98312 | 3.75787 | 0.3827 | 0.352 | 0.0049 | 513.0541 | 0.1532 | 0.013 |
| Other Material Handling Equipment | 2015 | 20150ther Material Handling Equipment175 | 175 | 0.5251 | 5.6445 | 3.43301 | 0.306 | 0.2815 | 0.0049 | 511.5709 | 0.1527 | 0.013 |
| Other Material Handling Equipment | 2015 | 20150ther Material Handling Equipment250 | 250 | 0.4234 | 5.5323 | 1.74236 | 0.2071 | 0.1905 | 0.0049 | 510.7722 | 0.1525 | 0.013 |
| Other Material Handling Equipment | 2015 | 20150ther Material Handling Equipment500 | 500 | 0.333 | 4.27243 | 1.91761 | 0.1655 | 0.1523 | 0.0049 | 509.4887 | 0.1521 | 0.013 |
| Other Material Handling Equipment | 2015 | 20150ther Material Handling Equipment9999 | 9999 | 0 1481 | 3 45753 | 0.98449 | 0.0682 | 0.0627 | 0.0049 | 511.3924 | 0.1527 | 0.013 |
| Other Material Handling Equipment | 2016 | 20160ther Material Handling Equipment50 | 50 | 1 7651 | 5 80157 | 6 89161 | 0.5934 | 0.5459 | 0.0054 | 561 5322 | 0.1694 | 0.014 |
| Other Material Handling Equipment | 2016 | 20160ther Material Handling Equipment120 | 120 | 0 5138 | 4 79843 | 3.76606 | 0.367 | 0.3377 | 0.0049 | 507.792 | 0.1532 | 0.013 |
| Other Material Handling Equipment | 2016 | 20160ther Material Handling Equipment175 | 175 | 0.4888 | 5 21152 | 3.41823 | 0.2795 | 0.2571 | 0.0049 | 506 324 | 0.1527 | 0.013 |
| Other Material Handling Equipment | 2016 | 20160ther Material Handling Equipment250 | 250 | 0 3984 | 5.19629 | 1.64277 | 0 1889 | 0.1738 | 0 0049 | 505.5335 | 0.1525 | 0 013 |
| Other Material Handling Equipment | 2016 | 20160ther Material Handling Equipment500 | 500 | 0.3227 | 4 05322 | 1.87077 | 0.1557 | 0 1433 | 0.0049 | 504.2631 | 0.1521 | 0 013 |
| Other Material Handling Equipment | 2016 | 20160ther Material Handling Equipment9999 | 9999 | 0.1585 | 3.48884 | 0.99739 | 0.0702 | 0.0646 | 0.0049 | 506.1474 | 0.1527 | 0.013 |
| Other Material Handling Equipment | 2017 | 20170ther Material Handling Equipment50 | 50 | 1.6152 | 5 57447 | 6.63527 | 0.5458 | 0.5022 | 0.0054 | 552.8037 | 0.1694 | 0 014 |
| Other Material Handling Equipment | 2017 | 20170ther Material Handling Equipment120 | 120 | 0 4878 | 4 56113 | 3 75788 | 0.3412 | 0.3139 | 0.0049 | 499.8989 | 0.1532 | 0.013 |
| Other Material Handling Equipment | 2017 | 20170ther Material Handling Equipment175 | 175 | 0 4269 | 4.48809 | 3.35117 | 0.2379 | 0.2189 | 0.0049 | 498.4537 | 0.1527 | 0.013 |
| Other Material Handling Equipment | 2017 | 20170ther Material Handling Equipment250 | 250 | 0.3594 | 4.70454 | 1 51249 | 0 163 | 0.15 | 0.0049 | 497.6755 | 0.1525 | 0.013 |
| Other Material Handling Equipment | 2017 | 20170ther Material Handling Equipment500 | 500 | 0.3251 | 3.9709 | 1.86256 | 0.1535 | 0.1413 | 0.0049 | 496.4249 | 0.1521 | 0.013 |
| Other Material Handling Equipment | 2017 | 20170ther Material Handling Equipment9999 | 9999 | 0.169 | 3.52015 | 1.01029 | 0.0722 | 0.0665 | 0.0049 | 498.2798 | 0.1527 | 0.013 |
| Other Material Handling Equipment | 2018 | 20180ther Material Handling Equipment50 | 50 | 1 2894 | 5.18225 | 6.06083 | 0.4567 | 0.4201 | 0.0054 | 544.0753 | 0.1694 | 0 014 |
| Other Material Handling Equipment | 2018 | 20180ther Material Handling Equipment120 | 120 | 0 4072 | 3 9436 | 3 67482 | 0 2711 | 0 2494 | 0.0049 | 492.0058 | 0.1532 | 0 013 |
| Other Material Handling Equipment | 2018 | 20180ther Material Handling Equipment175 | 175 | 0.3265 | 3 33231 | 3.21803 | 0.1725 | 0.1587 | 0.0049 | 490.5834 | 0.1527 | 0.013 |
| Other Material Handling Equipment | 2018 | 20180ther Material Handling Equipment250 | 250 | 0 3161 | 4.09187 | 1.3884 | 0 135 | 0.1242 | 0.0049 | 489.8174 | 0.1525 | 0.013 |
| Other Material Handling Equipment | 2018 | 20180ther Material Handling Equipment500 | 500 | 0.2959 | 3 52439 | 1.63271 | 0.1335 | 0.1228 | 0.0049 | 488.5866 | 0.1521 | 0.013 |
| Other Material Handling Equipment | 2018 | 20180ther Material Handling Equipment9999 | 9999 | 0 1795 | 3 55146 | 1.02319 | 0 0742 | 0 0683 | 0.0049 | 490.4122 | 0.1527 | 0.013 |
| Other Material Handling Equipment | 2019 | 20190ther Material Handling Equipment50 | 50 | 1.2753 | 5 17904 | 6 13945 | 0.4519 | 0.4158 | 0.0054 | 535 3468 | 0.1694 | 0.014 |
| Other Material Handling Equipment | 2019 | 20190ther Material Handling Equipment120 | 120 | 0.3602 | 3.56573 | 3.63634 | 0.2307 | 0 2123 | 0.0049 | 484.1126 | 0 1532 | 0.012 |
| Other Material Handling Equipment | 2019 | 20190ther Material Handling Equipment175 | 175 | 0 2796 | 2 77369 | 3 1852 | 0 1388 | 0 1277 | 0.0049 | 482 7131 | 0 1527 | 0.012 |
| Other Material Handling Equipment | 2019 | 20190ther Material Handling Equipment250 | 250 | 0 3 | 3 81716 | 1.34052 | 0 1231 | 0.1133 | 0.0049 | 481 9594 | 0.1525 | 0 012 |
| Other Material Handling Equipment | 2019 | 20190ther Material Handling Equipment500 | 500 | 0.2909 | 3 37078 | 1.61951 | 0 1278 | 0.1175 | 0.0049 | 480 7483 | 0 1521 | 0 012 |
| Other Material Handling Equipment | 2019 | 20190ther Material Handling Equipment9999 | 9999 | 0 1899 | 3 58277 | 1 03609 | 0 0763 | 0.0702 | 0.0049 | 482 5446 | 0 1527 | 0.012 |
| Other Material Handling Equipment | 2020 | 20200ther Material Handling Equipment50 | 50 | 1 2452 | 5 13925 | 6.1671 | 0.4392 | 0 4041 | 0.0054 | 523.7088 | 0.1694 | 0 013 |
| Other Material Handling Equipment | 2020 | 20200ther Material Handling Equipment120 | 120 | 0.3065 | 3 10396 | 3.58938 | 0 1823 | 0.1677 | 0.0049 | 473 5884 | 0.1532 | 0 012 |
| Other Material Handling Equipment | 2020 | 20200ther Material Handling Equipment175 | 175 | 0 252 | 2 36653 | 3 17089 | 0 2181 | 0 1086 | 0.0049 | 472 2193 | 0 1527 | 0.012 |
| Other Material Handling Equipment | 2020 | 20200ther Material Handling Equipment250 | 250 | 0 2908 | 3 59889 | 1 31882 | 0 1152 | 0 106 | 0.0049 | 471 482 | 0 1525 | 0.012 |

| | | | | | | | | | | | | |
|---|---|---|---|---|---|---|---|---|---|---|---|---|
| Other Material Handling Equipment | 2020 | 2020Other Material Handling Equipment500 | 500 | 0.2825 | 3.20974 | 1.52346 | 0.1198 | 0.1102 | 0.0049 | 470.2972 | 0.1521 | 0.012 |
| Other Material Handling Equipment | 2020 | 2020Other Material Handling Equipment9999 | 9999 | 0.2004 | 8.61407 | 1.04898 | 0.0783 | 0.072 | 0.0049 | 472.0545 | 0.1527 | 0.012 |
| Other Material Handling Equipment | 2021 | 2021Other Material Handling Equipment50 | 50 | 1.1079 | 4.96638 | 5.95956 | 0.3956 | 0.364 | 0.0054 | 523.7088 | 0.1694 | 0.013 |
| Other Material Handling Equipment | 2021 | 2021Other Material Handling Equipment120 | 120 | 0.2941 | 2.95622 | 3.60203 | 0.1657 | 0.1524 | 0.0049 | 473.5884 | 0.1532 | 0.012 |
| Other Material Handling Equipment | 2021 | 2021Other Material Handling Equipment175 | 175 | 0.2488 | 2.24633 | 3.19638 | 0.1138 | 0.1047 | 0.0049 | 472.2193 | 0.1527 | 0.012 |
| Other Material Handling Equipment | 2021 | 2021Other Material Handling Equipment250 | 250 | 0.2694 | 3.08193 | 1.30911 | 0.1024 | 0.0942 | 0.0049 | 471.482 | 0.1525 | 0.012 |
| Other Material Handling Equipment | 2021 | 2021Other Material Handling Equipment500 | 500 | 0.2541 | 2.60166 | 1.44188 | 0.1011 | 0.093 | 0.0049 | 470.2972 | 0.1521 | 0.012 |
| Other Material Handling Equipment | 2021 | 2021Other Material Handling Equipment9999 | 9999 | 0.0725 | 2.3179 | 0.97159 | 0.0195 | 0.0179 | 0.0049 | 472.0545 | 0.1527 | 0.012 |
| Other Material Handling Equipment | 2022 | 2022Other Material Handling Equipment50 | 50 | 1.1034 | 4.92048 | 5.98386 | 0.3851 | 0.3543 | 0.0054 | 523.7088 | 0.1694 | 0.013 |
| Other Material Handling Equipment | 2022 | 2022Other Material Handling Equipment120 | 120 | 0.2472 | 2.56673 | 3.55673 | 0.1209 | 0.1112 | 0.0049 | 473.5884 | 0.1532 | 0.012 |
| Other Material Handling Equipment | 2022 | 2022Other Material Handling Equipment175 | 175 | 0.2256 | 1.89383 | 3.17607 | 0.1028 | 0.0945 | 0.0049 | 472.2193 | 0.1527 | 0.012 |
| Other Material Handling Equipment | 2022 | 2022Other Material Handling Equipment250 | 250 | 0.2288 | 2.42542 | 1.23917 | 0.0826 | 0.076 | 0.0049 | 471.482 | 0.1525 | 0.012 |
| Other Material Handling Equipment | 2022 | 2022Other Material Handling Equipment500 | 500 | 0.2264 | 2.06254 | 1.34592 | 0.0834 | 0.0767 | 0.0049 | 470.2972 | 0.1521 | 0.012 |
| Other Material Handling Equipment | 2022 | 2022Other Material Handling Equipment9999 | 9999 | 0.0761 | 2.32798 | 0.97804 | 0.0198 | 0.0182 | 0.0049 | 472.0545 | 0.1527 | 0.012 |
| Other Material Handling Equipment | 2023 | 2023Other Material Handling Equipment50 | 50 | 1.0109 | 4.68435 | 5.75727 | 0.3401 | 0.3129 | 0.0054 | 523.7088 | 0.1694 | 0.013 |
| Other Material Handling Equipment | 2023 | 2023Other Material Handling Equipment120 | 120 | 0.2248 | 2.29768 | 3.51535 | 0.1037 | 0.0954 | 0.0049 | 473.5884 | 0.1532 | 0.012 |
| Other Material Handling Equipment | 2023 | 2023Other Material Handling Equipment175 | 175 | 0.2169 | 1.76898 | 3.17066 | 0.0959 | 0.0882 | 0.0049 | 472.2193 | 0.1527 | 0.012 |
| Other Material Handling Equipment | 2023 | 2023Other Material Handling Equipment250 | 250 | 0.207 | 2.00366 | 1.20917 | 0.069 | 0.0635 | 0.0049 | 471.482 | 0.1525 | 0.012 |
| Other Material Handling Equipment | 2023 | 2023Other Material Handling Equipment500 | 500 | 0.2175 | 1.87023 | 1.34382 | 0.0781 | 0.0719 | 0.0049 | 470.2972 | 0.1521 | 0.012 |
| Other Material Handling Equipment | 2023 | 2023Other Material Handling Equipment9999 | 9999 | 0.0544 | 2.26751 | 0.93935 | 0.0179 | 0.0165 | 0.0049 | 472.0545 | 0.1527 | 0.012 |
| Other Material Handling Equipment | 2024 | 2024Other Material Handling Equipment50 | 50 | 0.9426 | 4.5789 | 5.6693 | 0.3139 | 0.2888 | 0.0054 | 523.7088 | 0.1694 | 0.013 |
| Other Material Handling Equipment | 2024 | 2024Other Material Handling Equipment120 | 120 | 0.2202 | 2.22162 | 3.51036 | 0.0964 | 0.0887 | 0.0049 | 473.5884 | 0.1532 | 0.012 |
| Other Material Handling Equipment | 2024 | 2024Other Material Handling Equipment175 | 175 | 0.2083 | 1.63864 | 3.18111 | 0.088 | 0.0809 | 0.0049 | 472.2193 | 0.1527 | 0.012 |
| Other Material Handling Equipment | 2024 | 2024Other Material Handling Equipment250 | 250 | 0.2101 | 1.98559 | 1.21822 | 0.0682 | 0.0627 | 0.0049 | 471.482 | 0.1525 | 0.012 |
| Other Material Handling Equipment | 2024 | 2024Other Material Handling Equipment500 | 500 | 0.2118 | 1.75588 | 1.26223 | 0.072 | 0.0662 | 0.0049 | 470.2972 | 0.1521 | 0.012 |
| Other Material Handling Equipment | 2024 | 2024Other Material Handling Equipment9999 | 9999 | 0.058 | 2.27759 | 0.9458 | 0.0182 | 0.0168 | 0.0049 | 472.0545 | 0.1527 | 0.012 |
| Other Material Handling Equipment | 2025 | 2025Other Material Handling Equipment50 | 50 | 0.7443 | 4.23278 | 5.24797 | 0.2385 | 0.2194 | 0.0054 | 523.7088 | 0.1694 | 0.013 |
| Other Material Handling Equipment | 2025 | 2025Other Material Handling Equipment120 | 120 | 0.2032 | 2.05524 | 3.49652 | 0.0806 | 0.0742 | 0.0049 | 473.5884 | 0.1532 | 0.012 |
| Other Material Handling Equipment | 2025 | 2025Other Material Handling Equipment175 | 175 | 0.1892 | 1.39583 | 3.1679 | 0.0724 | 0.0666 | 0.0049 | 472.2193 | 0.1527 | 0.012 |
| Other Material Handling Equipment | 2025 | 2025Other Material Handling Equipment250 | 250 | 0.1997 | 1.77352 | 1.19728 | 0.06 | 0.0552 | 0.0049 | 471.482 | 0.1525 | 0.012 |
| Other Material Handling Equipment | 2025 | 2025Other Material Handling Equipment500 | 500 | 0.2038 | 1.60116 | 1.25988 | 0.0667 | 0.0613 | 0.0049 | 470.2972 | 0.1521 | 0.012 |
| Other Material Handling Equipment | 2025 | 2025Other Material Handling Equipment9999 | 9999 | 0.0652 | 2.29775 | 0.9587 | 0.0189 | 0.0173 | 0.0049 | 472.0545 | 0.1527 | 0.012 |
| Other Material Handling Equipment | 2030 | 2030Other Material Handling Equipment50 | 50 | 0.598 | 3.447 | 5.237 | 0.048 | 0.048 | 0.007 | 568.299 | 0.053 | 0.015 |
| Other Material Handling Equipment | 2030 | 2030Other Material Handling Equipment120 | 120 | 0.304 | 1.762 | 3.784 | 0.043 | 0.043 | 0.006 | 568.299 | 0.027 | 0.015 |
| Other Material Handling Equipment | 2030 | 2030Other Material Handling Equipment175 | 175 | 0.22 | 0.64 | 3.341 | 0.028 | 0.028 | 0.006 | 568.299 | 0.019 | 0.015 |
| Other Material Handling Equipment | 2030 | 2030Other Material Handling Equipment250 | 250 | 0.206 | 0.535 | 1.138 | 0.018 | 0.018 | 0.006 | 568.299 | 0.018 | 0.015 |
| Other Material Handling Equipment | 2030 | 2030Other Material Handling Equipment500 | 500 | 0.205 | 0.505 | 1.083 | 0.018 | 0.018 | 0.005 | 568.299 | 0.018 | 0.015 |
| Other Material Handling Equipment | 2030 | 2030Other Material Handling Equipment9999 | 9999 | 0.218 | 2.653 | 1.084 | 0.035 | 0.035 | 0.005 | 568.299 | 0.019 | 0.015 |
| Other Material Handling Equipment | 2035 | 2035Other Material Handling Equipment50 | 50 | 0.552 | 3.321 | 5.189 | 0.025 | 0.025 | 0.007 | 568.299 | 0.049 | 0.015 |
| Other Material Handling Equipment | 2035 | 2035Other Material Handling Equipment120 | 120 | 0.277 | 1.563 | 3.774 | 0.022 | 0.022 | 0.006 | 568.299 | 0.025 | 0.015 |
| Other Material Handling Equipment | 2035 | 2035Other Material Handling Equipment175 | 175 | 0.196 | 0.398 | 3.338 | 0.016 | 0.016 | 0.006 | 568.299 | 0.017 | 0.015 |
| Other Material Handling Equipment | 2035 | 2035Other Material Handling Equipment250 | 250 | 0.192 | 0.354 | 1.137 | 0.013 | 0.013 | 0.006 | 568.299 | 0.017 | 0.015 |
| Other Material Handling Equipment | 2035 | 2035Other Material Handling Equipment500 | 500 | 0.192 | 0.35 | 1.082 | 0.013 | 0.013 | 0.005 | 568.299 | 0.017 | 0.015 |
| Other Material Handling Equipment | 2035 | 2035Other Material Handling Equipment9999 | 9999 | 0.197 | 2.525 | 1.082 | 0.027 | 0.027 | 0.005 | 568.299 | 0.017 | 0.015 |
| Other Material Handling Equipment | 2040 | 2040Other Material Handling Equipment50 | 50 | 0.551 | 3.269 | 5.191 | 0.018 | 0.018 | 0.007 | 568.299 | 0.049 | 0.015 |
| Other Material Handling Equipment | 2040 | 2040Other Material Handling Equipment120 | 120 | 0.272 | 1.502 | 3.775 | 0.017 | 0.017 | 0.006 | 568.3 | 0.024 | 0.015 |
| Other Material Handling Equipment | 2040 | 2040Other Material Handling Equipment175 | 175 | 0.188 | 0.314 | 3.339 | 0.012 | 0.012 | 0.006 | 568.299 | 0.017 | 0.015 |
| Other Material Handling Equipment | 2040 | 2040Other Material Handling Equipment250 | 250 | 0.187 | 0.298 | 1.137 | 0.011 | 0.011 | 0.006 | 568.299 | 0.016 | 0.015 |
| Other Material Handling Equipment | 2040 | 2040Other Material Handling Equipment500 | 500 | 0.187 | 0.298 | 1.082 | 0.011 | 0.011 | 0.005 | 568.299 | 0.016 | 0.015 |
| Other Material Handling Equipment | 2040 | 2040Other Material Handling Equipment9999 | 9999 | 0.189 | 2.493 | 1.082 | 0.025 | 0.025 | 0.005 | 568.3 | 0.017 | 0.015 |
| Pavers | 1990 | 1990Pavers25 | 25 | 2.213 | 6.919 | 4.999 | 0.741 | 0.741 | 0.855 | 568.299 | 0.199 | 0.015 |
| Pavers | 1990 | 1990Pavers50 | 50 | 4.794 | 7.946 | 9.701 | 1.268 | 1.268 | 0.871 | 568.299 | 0.432 | 0.015 |
| Pavers | 1990 | 1990Pavers120 | 120 | 2.373 | 15.062 | 5.748 | 1.339 | 1.339 | 0.791 | 568.299 | 0.214 | 0.015 |
| Pavers | 1990 | 1990Pavers175 | 175 | 1.822 | 14.503 | 5.135 | 1.01 | 1.01 | 0.758 | 568.3 | 0.164 | 0.015 |
| Pavers | 1990 | 1990Pavers250 | 250 | 1.822 | 14.503 | 5.135 | 1.01 | 1.01 | 0.758 | 568.299 | 0.164 | 0.015 |
| Pavers | 1990 | 1990Pavers500 | 500 | 1.61 | 13.755 | 11.305 | 0.864 | 0.864 | 0.662 | 568.3 | 0.145 | 0.015 |
| Pavers | 2000 | 2000Pavers25 | 25 | 2.044 | 6.391 | 4.689 | 0.569 | 0.569 | 0.065 | 568.299 | 0.184 | 0.015 |
| Pavers | 2000 | 2000Pavers50 | 50 | 4.464 | 7.116 | 9.175 | 0.93 | 0.93 | 0.066 | 568.299 | 0.402 | 0.015 |
| Pavers | 2000 | 2000Pavers120 | 120 | 1.94 | 11.121 | 4.853 | 0.916 | 0.916 | 0.06 | 568.299 | 0.175 | 0.015 |
| Pavers | 2000 | 2000Pavers175 | 175 | 1.324 | 10.172 | 4.022 | 0.558 | 0.558 | 0.057 | 568.299 | 0.119 | 0.015 |
| Pavers | 2000 | 2000Pavers250 | 250 | 1.175 | 9.909 | 3.443 | 0.488 | 0.488 | 0.057 | 568.299 | 0.106 | 0.015 |
| Pavers | 2000 | 2000Pavers500 | 500 | 1.058 | 9.422 | 6.242 | 0.426 | 0.426 | 0.05 | 568.299 | 0.095 | 0.015 |
| Pavers | 2005 | 2005Pavers25 | 25 | 1.388 | 5.819 | 3.497 | 0.444 | 0.444 | 0.065 | 568.299 | 0.125 | 0.015 |
| Pavers | 2005 | 2005Pavers50 | 50 | 4.125 | 6.746 | 8.722 | 0.883 | 0.883 | 0.066 | 568.299 | 0.372 | 0.015 |
| Pavers | 2005 | 2005Pavers120 | 120 | 1.733 | 9.797 | 4.584 | 0.869 | 0.869 | 0.06 | 568.299 | 0.156 | 0.015 |
| Pavers | 2005 | 2005Pavers175 | 175 | 1.147 | 8.921 | 3.731 | 0.5 | 0.5 | 0.057 | 568.299 | 0.103 | 0.015 |
| Pavers | 2005 | 2005Pavers250 | 250 | 0.928 | 8.591 | 2.661 | 0.382 | 0.382 | 0.057 | 568.299 | 0.083 | 0.015 |
| Pavers | 2005 | 2005Pavers500 | 500 | 0.818 | 7.91 | 4.283 | 0.335 | 0.335 | 0.05 | 568.299 | 0.073 | 0.015 |
| Pavers | 2010 | 2010Pavers25 | 25 | 1.886 | 5.97127 | 6.22261 | 0.6188 | 0.5693 | 0.0054 | 585.4019 | 0.1704 | 0.015 |
| Pavers | 2010 | 2010Pavers50 | 50 | 1.886 | 5.97127 | 6.22261 | 0.6188 | 0.5693 | 0.0054 | 585.4019 | 0.1704 | 0.015 |
| Pavers | 2010 | 2010Pavers120 | 120 | 0.7751 | 7.01944 | 3.82417 | 0.5403 | 0.4971 | 0.0048 | 521.2606 | 0.1517 | 0.013 |
| Pavers | 2010 | 2010Pavers175 | 175 | 0.5828 | 6.66867 | 3.10662 | 0.3369 | 0.31 | 0.0049 | 525.3233 | 0.1529 | 0.013 |
| Pavers | 2010 | 2010Pavers250 | 250 | 0.1988 | 4.38018 | 1.01703 | 0.1109 | 0.1021 | 0.0049 | 526.8527 | 0.1534 | 0.013 |
| Pavers | 2010 | 2010Pavers500 | 500 | 0.2021 | 3.56944 | 1.1256 | 0.1231 | 0.1132 | 0.0048 | 517.8758 | 0.1507 | 0.013 |
| Pavers | 2011 | 2011Pavers25 | 25 | 1.8955 | 5.97418 | 6.28822 | 0.6211 | 0.5714 | 0.0054 | 583.8947 | 0.1704 | 0.015 |
| Pavers | 2011 | 2011Pavers50 | 50 | 1.8955 | 5.97418 | 6.28822 | 0.6211 | 0.5714 | 0.0054 | 583.8947 | 0.1704 | 0.015 |
| Pavers | 2011 | 2011Pavers120 | 120 | 0.7414 | 6.70468 | 3.7912 | 0.5208 | 0.4791 | 0.0048 | 519.7431 | 0.1517 | 0.013 |
| Pavers | 2011 | 2011Pavers175 | 175 | 0.567 | 6.45159 | 3.11177 | 0.3275 | 0.3013 | 0.0049 | 524.0864 | 0.1529 | 0.013 |
| Pavers | 2011 | 2011Pavers250 | 250 | 0.2056 | 4.38871 | 1.02596 | 0.1122 | 0.1033 | 0.0049 | 525.5251 | 0.1534 | 0.013 |
| Pavers | 2011 | 2011Pavers500 | 500 | 0.2095 | 3.58498 | 1.13249 | 0.125 | 0.115 | 0.0048 | 516.5811 | 0.1507 | 0.013 |
| Pavers | 2012 | 2012Pavers25 | 25 | 1.9215 | 5.86068 | 6.36408 | 0.609 | 0.5603 | 0.0054 | 582.5825 | 0.1704 | 0.015 |
| Pavers | 2012 | 2012Pavers50 | 50 | 1.9215 | 5.86068 | 6.36408 | 0.609 | 0.5603 | 0.0054 | 582.5825 | 0.1704 | 0.015 |
| Pavers | 2012 | 2012Pavers120 | 120 | 0.745 | 6.67323 | 3.81157 | 0.5234 | 0.4815 | 0.0048 | 518.3581 | 0.1516 | 0.013 |
| Pavers | 2012 | 2012Pavers175 | 175 | 0.5694 | 6.44162 | 3.13178 | 0.3293 | 0.303 | 0.0049 | 522.8325 | 0.1529 | 0.013 |
| Pavers | 2012 | 2012Pavers250 | 250 | 0.2128 | 4.41317 | 1.035 | 0.114 | 0.1049 | 0.0049 | 524.2222 | 0.1534 | 0.013 |
| Pavers | 2012 | 2012Pavers500 | 500 | 0.2168 | 3.59993 | 1.13914 | 0.1268 | 0.1166 | 0.0048 | 515.2863 | 0.1507 | 0.013 |
| Pavers | 2013 | 2013Pavers25 | 25 | 1.9122 | 5.84153 | 6.39148 | 0.6051 | 0.5567 | 0.0054 | 580.2093 | 0.1706 | 0.015 |
| Pavers | 2013 | 2013Pavers50 | 50 | 1.9122 | 5.84153 | 6.39148 | 0.6051 | 0.5567 | 0.0054 | 580.2093 | 0.1706 | 0.015 |
| Pavers | 2013 | 2013Pavers120 | 120 | 0.7106 | 6.43604 | 3.79289 | 0.5009 | 0.4608 | 0.0048 | 516.6013 | 0.1519 | 0.013 |
| Pavers | 2013 | 2013Pavers175 | 175 | 0.5295 | 6.05919 | 3.11657 | 0.3039 | 0.2796 | 0.0049 | 519.6823 | 0.1528 | 0.013 |
| Pavers | 2013 | 2013Pavers250 | 250 | 0.2065 | 4.23038 | 1.01743 | 0.1061 | 0.0976 | 0.0049 | 521.5314 | 0.1533 | 0.013 |
| Pavers | 2013 | 2013Pavers500 | 500 | 0.2041 | 3.39449 | 1.08604 | 0.1175 | 0.1081 | 0.0048 | 514.2313 | 0.1512 | 0.013 |
| Pavers | 2014 | 2014Pavers25 | 25 | 1.8981 | 5.71682 | 6.3806 | 0.5946 | 0.547 | 0.0054 | 577.016 | 0.1705 | 0.015 |
| Pavers | 2014 | 2014Pavers50 | 50 | 1.8981 | 5.71682 | 6.3806 | 0.5946 | 0.547 | 0.0054 | 577.016 | 0.1705 | 0.015 |
| Pavers | 2014 | 2014Pavers120 | 120 | 0.6831 | 6.19872 | 3.77256 | 0.4827 | 0.4441 | 0.0048 | 514.3769 | 0.152 | 0.013 |
| Pavers | 2014 | 2014Pavers175 | 175 | 0.5024 | 5.73631 | 3.1146 | 0.2869 | 0.2639 | 0.0049 | 516.745 | 0.1527 | 0.013 |
| Pavers | 2014 | 2014Pavers250 | 250 | 0.2079 | 4.14032 | 1.02279 | 0.1051 | 0.0967 | 0.0049 | 518.7225 | 0.1533 | 0.013 |
| Pavers | 2014 | 2014Pavers500 | 500 | 0.1801 | 3.04734 | 1.00469 | 0.1012 | 0.0931 | 0.0048 | 512.1908 | 0.1514 | 0.013 |
| Pavers | 2015 | 2015Pavers25 | 25 | 1.8529 | 5.63731 | 6.34019 | 0.5791 | 0.5327 | 0.0054 | 571.0859 | 0.1705 | 0.015 |
| Pavers | 2015 | 2015Pavers50 | 50 | 1.8529 | 5.63731 | 6.34019 | 0.5791 | 0.5327 | 0.0054 | 571.0859 | 0.1705 | 0.015 |
| Pavers | 2015 | 2015Pavers120 | 120 | 0.6799 | 6.14096 | 3.78832 | 0.4794 | 0.441 | 0.0048 | 509.3767 | 0.1521 | 0.013 |
| Pavers | 2015 | 2015Pavers175 | 175 | 0.4894 | 5.53669 | 3.11546 | 0.2774 | 0.2552 | 0.0049 | 511.6457 | 0.1527 | 0.013 |
| Pavers | 2015 | 2015Pavers250 | 250 | 0.2142 | 4.16051 | 1.03121 | 0.1066 | 0.098 | 0.0049 | 513.4682 | 0.1533 | 0.013 |
| Pavers | 2015 | 2015Pavers500 | 500 | 0.1761 | 2.91741 | 0.97787 | 0.0968 | 0.0891 | 0.0048 | 506.0973 | 0.1511 | 0.013 |
| Pavers | 2016 | 2016Pavers25 | 25 | 1.8274 | 5.57882 | 6.33993 | 0.5688 | 0.5233 | 0.0054 | 565.2336 | 0.1705 | 0.014 |
| Pavers | 2016 | 2016Pavers50 | 50 | 1.8274 | 5.57882 | 6.33993 | 0.5688 | 0.5233 | 0.0054 | 565.2336 | 0.1705 | 0.014 |
| Pavers | 2016 | 2016Pavers120 | 120 | 0.6498 | 5.88646 | 3.76854 | 0.4566 | 0.42 | 0.0048 | 503.7795 | 0.152 | 0.013 |
| Pavers | 2016 | 2016Pavers175 | 175 | 0.4332 | 4.87397 | 3.08023 | 0.2422 | 0.2228 | 0.0049 | 506.5401 | 0.1528 | 0.013 |
| Pavers | 2016 | 2016Pavers250 | 250 | 0.2135 | 4.02384 | 1.03591 | 0.1041 | 0.0958 | 0.0049 | 508.0698 | 0.1533 | 0.013 |
| Pavers | 2016 | 2016Pavers500 | 500 | 0.1803 | 2.88492 | 0.9829 | 0.0962 | 0.0885 | 0.0048 | 500.9364 | 0.1511 | 0.013 |
| Pavers | 2017 | 2017Pavers25 | 25 | 1.7307 | 5.43675 | 6.19932 | 0.5396 | 0.4965 | 0.0054 | 556.4528 | 0.1705 | 0.014 |
| Pavers | 2017 | 2017Pavers50 | 50 | 1.7307 | 5.43675 | 6.19932 | 0.5396 | 0.4965 | 0.0054 | 556.4528 | 0.1705 | 0.014 |
| Pavers | 2017 | 2017Pavers120 | 120 | 0.6252 | 5.69243 | 3.75882 | 0.4374 | 0.4024 | 0.0048 | 495.9253 | 0.152 | 0.013 |

| | | | | | | | | | | | | |
|---|---|---|---|---|---|---|---|---|---|---|---|---|
| Pavers | 2017 | 2017Pavers175 | 175 | 0.3889 | 4.35312 | 3.06282 | 0.2142 | 0.1971 | 0.0049 | 498.967 | 0.1529 | 0.013 |
| Pavers | 2017 | 2017Pavers250 | 250 | 0.2083 | 3.80866 | 1.03652 | 0.0997 | 0.0918 | 0.0049 | 499.5617 | 0.1531 | 0.013 |
| Pavers | 2017 | 2017Pavers500 | 500 | 0.1677 | 2.48674 | 0.97942 | 0.0874 | 0.0805 | 0.0048 | 491.7843 | 0.1507 | 0.013 |
| Pavers | 2018 | 2018Pavers25 | 25 | 1.5386 | 5.12103 | 5.8493 | 0.4782 | 0.4399 | 0.0054 | 547.0785 | 0.1703 | 0.014 |
| Pavers | 2018 | 2018Pavers50 | 50 | 1.5386 | 5.12103 | 5.8493 | 0.4782 | 0.4399 | 0.0054 | 547.0785 | 0.1703 | 0.014 |
| Pavers | 2018 | 2018Pavers120 | 120 | 0.5356 | 5.01936 | 3.66032 | 0.3752 | 0.3452 | 0.0048 | 488.1812 | 0.152 | 0.013 |
| Pavers | 2018 | 2018Pavers175 | 175 | 0.3387 | 3.7472 | 3.03913 | 0.1831 | 0.1684 | 0.0049 | 491.322 | 0.153 | 0.013 |
| Pavers | 2018 | 2018Pavers250 | 250 | 0.1982 | 3.47438 | 1.03446 | 0.0922 | 0.0848 | 0.0049 | 491.543 | 0.153 | 0.013 |
| Pavers | 2018 | 2018Pavers500 | 500 | 0.1643 | 2.32002 | 0.98125 | 0.0826 | 0.076 | 0.0048 | 484.2774 | 0.1508 | 0.012 |
| Pavers | 2019 | 2019Pavers25 | 25 | 1.4176 | 4.91634 | 5.65687 | 0.4361 | 0.4012 | 0.0054 | 538.3246 | 0.1703 | 0.014 |
| Pavers | 2019 | 2019Pavers50 | 50 | 1.4176 | 4.91634 | 5.65687 | 0.4361 | 0.4012 | 0.0054 | 538.3246 | 0.1703 | 0.014 |
| Pavers | 2019 | 2019Pavers120 | 120 | 0.4957 | 4.67048 | 3.62215 | 0.3455 | 0.3178 | 0.0048 | 480.2509 | 0.1519 | 0.012 |
| Pavers | 2019 | 2019Pavers175 | 175 | 0.2988 | 3.24473 | 3.01323 | 0.1589 | 0.1462 | 0.0049 | 483.3938 | 0.1529 | 0.012 |
| Pavers | 2019 | 2019Pavers250 | 250 | 0.1868 | 3.11084 | 1.03181 | 0.0842 | 0.0774 | 0.0049 | 483.5743 | 0.153 | 0.012 |
| Pavers | 2019 | 2019Pavers500 | 500 | 0.1665 | 2.26992 | 0.98586 | 0.081 | 0.0746 | 0.0048 | 476.9707 | 0.1509 | 0.012 |
| Pavers | 2020 | 2020Pavers25 | 25 | 1.3182 | 4.76401 | 5.52345 | 0.4022 | 0.37 | 0.0054 | 526.2098 | 0.1702 | 0.013 |
| Pavers | 2020 | 2020Pavers50 | 50 | 1.3182 | 4.76401 | 5.52345 | 0.4022 | 0.37 | 0.0054 | 526.2098 | 0.1702 | 0.013 |
| Pavers | 2020 | 2020Pavers120 | 120 | 0.4697 | 4.42718 | 3.60405 | 0.3249 | 0.2989 | 0.0048 | 469.8815 | 0.152 | 0.012 |
| Pavers | 2020 | 2020Pavers175 | 175 | 0.2728 | 2.91833 | 3.0097 | 0.1419 | 0.1305 | 0.0049 | 472.7746 | 0.1529 | 0.012 |
| Pavers | 2020 | 2020Pavers250 | 250 | 0.1756 | 2.77699 | 1.02834 | 0.076 | 0.0699 | 0.0049 | 472.8337 | 0.1529 | 0.012 |
| Pavers | 2020 | 2020Pavers500 | 500 | 0.1647 | 2.13394 | 0.98677 | 0.0772 | 0.071 | 0.0048 | 466.2059 | 0.1508 | 0.012 |
| Pavers | 2021 | 2021Pavers25 | 25 | 1.2075 | 4.60183 | 5.30162 | 0.3699 | 0.3403 | 0.0054 | 526.5153 | 0.1703 | 0.013 |
| Pavers | 2021 | 2021Pavers50 | 50 | 1.2075 | 4.60183 | 5.30162 | 0.3699 | 0.3403 | 0.0054 | 526.5153 | 0.1703 | 0.013 |
| Pavers | 2021 | 2021Pavers120 | 120 | 0.4196 | 4.02622 | 3.56251 | 0.2853 | 0.2625 | 0.0048 | 469.7736 | 0.1519 | 0.012 |
| Pavers | 2021 | 2021Pavers175 | 175 | 0.2557 | 2.6948 | 3.01647 | 0.1302 | 0.1198 | 0.0049 | 472.5552 | 0.1528 | 0.012 |
| Pavers | 2021 | 2021Pavers250 | 250 | 0.1655 | 2.4844 | 1.02422 | 0.0697 | 0.0642 | 0.0049 | 472.4765 | 0.1528 | 0.012 |
| Pavers | 2021 | 2021Pavers500 | 500 | 0.1639 | 2.05298 | 0.9877 | 0.074 | 0.068 | 0.0048 | 465.5908 | 0.1506 | 0.012 |
| Pavers | 2022 | 2022Pavers25 | 25 | 1.0916 | 4.42092 | 5.11433 | 0.3297 | 0.3033 | 0.0054 | 526.8963 | 0.1704 | 0.013 |
| Pavers | 2022 | 2022Pavers50 | 50 | 1.0916 | 4.42092 | 5.11433 | 0.3297 | 0.3033 | 0.0054 | 526.8963 | 0.1704 | 0.013 |
| Pavers | 2022 | 2022Pavers120 | 120 | 0.373 | 3.65932 | 3.52511 | 0.2479 | 0.2281 | 0.0049 | 470.1854 | 0.1521 | 0.012 |
| Pavers | 2022 | 2022Pavers175 | 175 | 0.2148 | 2.17958 | 2.99478 | 0.1036 | 0.0953 | 0.0049 | 472.7599 | 0.1529 | 0.012 |
| Pavers | 2022 | 2022Pavers250 | 250 | 0.1404 | 1.89985 | 1.01231 | 0.0547 | 0.0503 | 0.0049 | 472.3718 | 0.1528 | 0.012 |
| Pavers | 2022 | 2022Pavers500 | 500 | 0.15 | 1.81028 | 0.98238 | 0.0631 | 0.058 | 0.0048 | 466.0042 | 0.1507 | 0.012 |
| Pavers | 2023 | 2023Pavers25 | 25 | 1.0069 | 4.28484 | 5.00667 | 0.2985 | 0.2746 | 0.0054 | 526.8595 | 0.1704 | 0.013 |
| Pavers | 2023 | 2023Pavers50 | 50 | 1.0069 | 4.28484 | 5.00667 | 0.2985 | 0.2746 | 0.0054 | 526.8595 | 0.1704 | 0.013 |
| Pavers | 2023 | 2023Pavers120 | 120 | 0.3492 | 3.42661 | 3.50733 | 0.2262 | 0.2081 | 0.0049 | 470.0839 | 0.152 | 0.012 |
| Pavers | 2023 | 2023Pavers175 | 175 | 0.1993 | 1.95517 | 2.99398 | 0.092 | 0.0846 | 0.0049 | 472.7178 | 0.1529 | 0.012 |
| Pavers | 2023 | 2023Pavers250 | 250 | 0.1296 | 1.6106 | 1.01018 | 0.047 | 0.0433 | 0.0049 | 472.6051 | 0.1529 | 0.012 |
| Pavers | 2023 | 2023Pavers500 | 500 | 0.1518 | 1.77101 | 0.98653 | 0.0616 | 0.0567 | 0.0048 | 466.0038 | 0.1507 | 0.012 |
| Pavers | 2024 | 2024Pavers25 | 25 | 0.9503 | 4.20308 | 4.95625 | 0.2791 | 0.2568 | 0.0054 | 526.8565 | 0.1704 | 0.013 |
| Pavers | 2024 | 2024Pavers50 | 50 | 0.9503 | 4.20308 | 4.95625 | 0.2791 | 0.2568 | 0.0054 | 526.8565 | 0.1704 | 0.013 |
| Pavers | 2024 | 2024Pavers120 | 120 | 0.3372 | 3.2771 | 3.50784 | 0.2126 | 0.1956 | 0.0049 | 470.2262 | 0.1521 | 0.012 |
| Pavers | 2024 | 2024Pavers175 | 175 | 0.1907 | 1.80882 | 3.0042 | 0.0845 | 0.0777 | 0.0049 | 472.6605 | 0.1529 | 0.012 |
| Pavers | 2024 | 2024Pavers250 | 250 | 0.1192 | 1.34323 | 1.00872 | 0.0412 | 0.0379 | 0.0049 | 473.2362 | 0.1531 | 0.012 |
| Pavers | 2024 | 2024Pavers500 | 500 | 0.1427 | 1.54798 | 0.98624 | 0.0537 | 0.0494 | 0.0048 | 467.1711 | 0.1511 | 0.012 |
| Pavers | 2025 | 2025Pavers25 | 25 | 0.9184 | 4.13112 | 4.94451 | 0.2646 | 0.2434 | 0.0054 | 526.8533 | 0.1704 | 0.013 |
| Pavers | 2025 | 2025Pavers50 | 50 | 0.9184 | 4.13112 | 4.94451 | 0.2646 | 0.2434 | 0.0054 | 526.8533 | 0.1704 | 0.013 |
| Pavers | 2025 | 2025Pavers120 | 120 | 0.3138 | 3.06788 | 3.49286 | 0.1905 | 0.1753 | 0.0049 | 469.8988 | 0.152 | 0.012 |
| Pavers | 2025 | 2025Pavers175 | 175 | 0.1805 | 1.64396 | 3.0071 | 0.077 | 0.0708 | 0.0049 | 472.485 | 0.1528 | 0.012 |
| Pavers | 2025 | 2025Pavers250 | 250 | 0.107 | 1.03493 | 1.00414 | 0.0337 | 0.031 | 0.0049 | 473.4832 | 0.1531 | 0.012 |
| Pavers | 2025 | 2025Pavers500 | 500 | 0.1148 | 1.13351 | 0.96892 | 0.039 | 0.0359 | 0.0048 | 465.8824 | 0.1507 | 0.012 |
| Pavers | 2030 | 2030Pavers25 | 25 | 0.685 | 4.332 | 2.339 | 0.161 | 0.161 | 0.007 | 568.299 | 0.061 | 0.015 |
| Pavers | 2030 | 2030Pavers50 | 50 | 0.845 | 3.841 | 5.396 | 0.134 | 0.134 | 0.007 | 568.299 | 0.076 | 0.015 |
| Pavers | 2030 | 2030Pavers120 | 120 | 0.408 | 2.468 | 3.8 | 0.121 | 0.121 | 0.006 | 568.3 | 0.036 | 0.015 |
| Pavers | 2030 | 2030Pavers175 | 175 | 0.3 | 1.425 | 3.326 | 0.074 | 0.074 | 0.006 | 568.299 | 0.027 | 0.015 |
| Pavers | 2030 | 2030Pavers250 | 250 | 0.259 | 1.246 | 1.192 | 0.045 | 0.045 | 0.006 | 568.299 | 0.023 | 0.015 |
| Pavers | 2030 | 2030Pavers500 | 500 | 0.253 | 1.141 | 1.181 | 0.043 | 0.043 | 0.005 | 568.299 | 0.022 | 0.015 |
| Pavers | 2035 | 2035Pavers25 | 25 | 0.685 | 4.332 | 2.339 | 0.161 | 0.161 | 0.007 | 568.299 | 0.061 | 0.015 |
| Pavers | 2035 | 2035Pavers50 | 50 | 0.694 | 3.555 | 5.26 | 0.076 | 0.076 | 0.007 | 568.299 | 0.062 | 0.015 |
| Pavers | 2035 | 2035Pavers120 | 120 | 0.338 | 1.986 | 3.774 | 0.069 | 0.069 | 0.006 | 568.299 | 0.03 | 0.015 |
| Pavers | 2035 | 2035Pavers175 | 175 | 0.244 | 0.889 | 3.319 | 0.043 | 0.043 | 0.006 | 568.299 | 0.022 | 0.015 |
| Pavers | 2035 | 2035Pavers250 | 250 | 0.221 | 0.772 | 1.157 | 0.027 | 0.027 | 0.006 | 568.3 | 0.019 | 0.015 |
| Pavers | 2035 | 2035Pavers500 | 500 | 0.218 | 0.722 | 1.111 | 0.026 | 0.026 | 0.005 | 568.299 | 0.019 | 0.015 |
| Pavers | 2040 | 2040Pavers25 | 25 | 0.685 | 4.332 | 2.339 | 0.161 | 0.161 | 0.007 | 568.299 | 0.061 | 0.015 |
| Pavers | 2040 | 2040Pavers50 | 50 | 0.618 | 3.393 | 5.189 | 0.047 | 0.047 | 0.007 | 568.299 | 0.055 | 0.015 |
| Pavers | 2040 | 2040Pavers120 | 120 | 0.302 | 1.731 | 3.763 | 0.043 | 0.043 | 0.006 | 568.299 | 0.027 | 0.015 |
| Pavers | 2040 | 2040Pavers175 | 175 | 0.213 | 0.583 | 3.319 | 0.027 | 0.027 | 0.006 | 568.299 | 0.019 | 0.015 |
| Pavers | 2040 | 2040Pavers250 | 250 | 0.2 | 0.525 | 1.138 | 0.018 | 0.018 | 0.006 | 568.299 | 0.018 | 0.015 |
| Pavers | 2040 | 2040Pavers500 | 500 | 0.198 | 0.498 | 1.085 | 0.018 | 0.018 | 0.005 | 568.299 | 0.017 | 0.015 |
| Paving Equipment | 1990 | 1990Paving Equipment25 | 25 | 2.213 | 6.919 | 4.999 | 0.741 | 0.741 | 0.855 | 568.299 | 0.199 | 0.015 |
| Paving Equipment | 1990 | 1990Paving Equipment50 | 50 | 4.84 | 7.965 | 9.783 | 1.277 | 1.277 | 0.871 | 568.299 | 0.436 | 0.015 |
| Paving Equipment | 1990 | 1990Paving Equipment120 | 120 | 2.398 | 15.202 | 5.796 | 1.352 | 1.352 | 0.791 | 568.299 | 0.216 | 0.015 |
| Paving Equipment | 1990 | 1990Paving Equipment175 | 175 | 1.88 | 14.821 | 5.196 | 1.044 | 1.044 | 0.758 | 568.3 | 0.169 | 0.015 |
| Paving Equipment | 1990 | 1990Paving Equipment250 | 250 | 1.88 | 14.821 | 5.196 | 1.044 | 1.044 | 0.758 | 568.299 | 0.169 | 0.015 |
| Paving Equipment | 2000 | 2000Paving Equipment25 | 25 | 1.958 | 6.358 | 4.53 | 0.563 | 0.563 | 0.065 | 568.299 | 0.176 | 0.015 |
| Paving Equipment | 2000 | 2000Paving Equipment50 | 50 | 4.412 | 7.101 | 9.076 | 0.921 | 0.921 | 0.066 | 568.299 | 0.398 | 0.015 |
| Paving Equipment | 2000 | 2000Paving Equipment120 | 120 | 1.933 | 11.122 | 4.844 | 0.909 | 0.909 | 0.06 | 568.299 | 0.174 | 0.015 |
| Paving Equipment | 2000 | 2000Paving Equipment175 | 175 | 1.316 | 10.15 | 4.018 | 0.553 | 0.553 | 0.057 | 568.299 | 0.118 | 0.015 |
| Paving Equipment | 2000 | 2000Paving Equipment250 | 250 | 1.172 | 9.895 | 3.458 | 0.486 | 0.486 | 0.057 | 568.299 | 0.105 | 0.015 |
| Paving Equipment | 2005 | 2005Paving Equipment25 | 25 | 0.919 | 5.412 | 2.642 | 0.347 | 0.347 | 0.065 | 568.299 | 0.082 | 0.015 |
| Paving Equipment | 2005 | 2005Paving Equipment50 | 50 | 4.077 | 6.73 | 8.626 | 0.875 | 0.875 | 0.066 | 568.299 | 0.367 | 0.015 |
| Paving Equipment | 2005 | 2005Paving Equipment120 | 120 | 1.719 | 9.754 | 4.557 | 0.86 | 0.86 | 0.06 | 568.299 | 0.155 | 0.015 |
| Paving Equipment | 2005 | 2005Paving Equipment175 | 175 | 1.135 | 8.873 | 3.705 | 0.494 | 0.494 | 0.057 | 568.299 | 0.102 | 0.015 |
| Paving Equipment | 2005 | 2005Paving Equipment250 | 250 | 0.921 | 8.548 | 2.655 | 0.38 | 0.38 | 0.057 | 568.299 | 0.083 | 0.015 |
| Paving Equipment | 2010 | 2010Paving Equipment25 | 25 | 1.1587 | 5.35696 | 4.92203 | 0.4704 | 0.4328 | 0.0054 | 578.6236 | 0.1684 | 0.015 |
| Paving Equipment | 2010 | 2010Paving Equipment50 | 50 | 1.1587 | 5.35696 | 4.92203 | 0.4704 | 0.4328 | 0.0054 | 578.6236 | 0.1684 | 0.015 |
| Paving Equipment | 2010 | 2010Paving Equipment120 | 120 | 0.7857 | 7.23593 | 3.90118 | 0.5526 | 0.5084 | 0.0049 | 526.5834 | 0.1533 | 0.013 |
| Paving Equipment | 2010 | 2010Paving Equipment175 | 175 | 0.4818 | 6.09511 | 3.13688 | 0.2947 | 0.2711 | 0.0049 | 523.4127 | 0.1524 | 0.013 |
| Paving Equipment | 2010 | 2010Paving Equipment250 | 250 | 0.4089 | 6.03614 | 1.69744 | 0.2235 | 0.2056 | 0.0049 | 524.3728 | 0.1526 | 0.013 |
| Paving Equipment | 2011 | 2011Paving Equipment25 | 25 | 1.1602 | 5.36974 | 4.99687 | 0.4719 | 0.4342 | 0.0054 | 577.1303 | 0.1684 | 0.015 |
| Paving Equipment | 2011 | 2011Paving Equipment50 | 50 | 1.1602 | 5.36974 | 4.99687 | 0.4719 | 0.4342 | 0.0054 | 577.1303 | 0.1684 | 0.015 |
| Paving Equipment | 2011 | 2011Paving Equipment120 | 120 | 0.7523 | 6.99544 | 3.87125 | 0.5361 | 0.4933 | 0.0049 | 524.9269 | 0.1532 | 0.013 |
| Paving Equipment | 2011 | 2011Paving Equipment175 | 175 | 0.4748 | 5.97526 | 3.14337 | 0.2902 | 0.267 | 0.0049 | 522.1549 | 0.1524 | 0.013 |
| Paving Equipment | 2011 | 2011Paving Equipment250 | 250 | 0.3918 | 5.77978 | 1.64572 | 0.2129 | 0.1958 | 0.0049 | 523.0323 | 0.1526 | 0.013 |
| Paving Equipment | 2012 | 2012Paving Equipment25 | 25 | 1.1637 | 5.34363 | 5.06516 | 0.4701 | 0.4325 | 0.0054 | 575.687 | 0.1684 | 0.015 |
| Paving Equipment | 2012 | 2012Paving Equipment50 | 50 | 1.1637 | 5.34363 | 5.06516 | 0.4701 | 0.4325 | 0.0054 | 575.687 | 0.1684 | 0.015 |
| Paving Equipment | 2012 | 2012Paving Equipment120 | 120 | 0.765 | 7.04165 | 3.90635 | 0.5462 | 0.5025 | 0.0049 | 523.5886 | 0.1532 | 0.013 |
| Paving Equipment | 2012 | 2012Paving Equipment175 | 175 | 0.4751 | 5.9326 | 3.15801 | 0.2903 | 0.2671 | 0.0049 | 520.7286 | 0.1523 | 0.013 |
| Paving Equipment | 2012 | 2012Paving Equipment250 | 250 | 0.399 | 5.81292 | 1.657 | 0.2154 | 0.1982 | 0.0049 | 521.7154 | 0.1526 | 0.013 |
| Paving Equipment | 2013 | 2013Paving Equipment25 | 25 | 1.1155 | 5.2986 | 5.02677 | 0.4586 | 0.4219 | 0.0054 | 572.4644 | 0.1683 | 0.015 |
| Paving Equipment | 2013 | 2013Paving Equipment50 | 50 | 1.1155 | 5.2986 | 5.02677 | 0.4586 | 0.4219 | 0.0054 | 572.4644 | 0.1683 | 0.015 |
| Paving Equipment | 2013 | 2013Paving Equipment120 | 120 | 0.7104 | 6.6576 | 3.86369 | 0.5072 | 0.4666 | 0.0049 | 520.6724 | 0.1531 | 0.013 |
| Paving Equipment | 2013 | 2013Paving Equipment175 | 175 | 0.4471 | 5.60344 | 3.1205 | 0.2708 | 0.2491 | 0.0049 | 517.6606 | 0.1522 | 0.013 |
| Paving Equipment | 2013 | 2013Paving Equipment250 | 250 | 0.3423 | 5.25206 | 1.48037 | 0.1804 | 0.166 | 0.0049 | 519.5215 | 0.1527 | 0.013 |
| Paving Equipment | 2014 | 2014Paving Equipment25 | 25 | 1.0533 | 5.18385 | 4.95215 | 0.4368 | 0.4019 | 0.0054 | 569.4822 | 0.1683 | 0.015 |
| Paving Equipment | 2014 | 2014Paving Equipment50 | 50 | 1.0533 | 5.18385 | 4.95215 | 0.4368 | 0.4019 | 0.0054 | 569.4822 | 0.1683 | 0.015 |
| Paving Equipment | 2014 | 2014Paving Equipment120 | 120 | 0.6768 | 6.36952 | 3.83664 | 0.4858 | 0.4469 | 0.0049 | 518.0756 | 0.1531 | 0.013 |
| Paving Equipment | 2014 | 2014Paving Equipment175 | 175 | 0.4151 | 5.21567 | 3.09686 | 0.2488 | 0.2289 | 0.0049 | 515.0343 | 0.1522 | 0.013 |
| Paving Equipment | 2014 | 2014Paving Equipment250 | 250 | 0.3101 | 4.78232 | 1.37011 | 0.1584 | 0.1457 | 0.0049 | 516.8998 | 0.1527 | 0.013 |
| Paving Equipment | 2015 | 2015Paving Equipment25 | 25 | 0.9805 | 5.02757 | 4.86895 | 0.4067 | 0.3742 | 0.0054 | 563.5534 | 0.1682 | 0.014 |
| Paving Equipment | 2015 | 2015Paving Equipment50 | 50 | 0.9805 | 5.02757 | 4.86895 | 0.4067 | 0.3742 | 0.0054 | 563.5534 | 0.1682 | 0.014 |
| Paving Equipment | 2015 | 2015Paving Equipment120 | 120 | 0.661 | 6.14454 | 3.83329 | 0.4707 | 0.4331 | 0.0049 | 513.1672 | 0.1532 | 0.013 |
| Paving Equipment | 2015 | 2015Paving Equipment175 | 175 | 0.4108 | 4.96561 | 3.10403 | 0.2423 | 0.2229 | 0.0049 | 509.8942 | 0.1522 | 0.013 |

| | | | | | | | | | | | | |
|---|---|---|---|---|---|---|---|---|---|---|---|---|
| Paving Equipment | 2015 | 2015Paving Equipment250 | 250 | 0 315 | 4 77176 | 1 37947 | 0 1587 | 0 146 | 0 0049 | 511 6544 | 0 1528 | 0 013 |
| Paving Equipment | 2016 | 2016Paving Equipment25 | 25 | 0 9906 | 4 98487 | 4 93662 | 0 4035 | 0 3712 | 0 0054 | 557 7058 | 0 1682 | 0 014 |
| Paving Equipment | 2016 | 2016Paving Equipment50 | 50 | 0 9906 | 4 98487 | 4 93662 | 0 4035 | 0 3712 | 0 0054 | 557 7058 | 0 1682 | 0 014 |
| Paving Equipment | 2016 | 2016Paving Equipment120 | 120 | 0 6232 | 5 7333 | 3 79639 | 0 4383 | 0 4033 | 0 0049 | 507 9102 | 0 1532 | 0 013 |
| Paving Equipment | 2016 | 2016Paving Equipment175 | 175 | 0 3718 | 4 3217 | 3 08114 | 0 2145 | 0 1973 | 0 0049 | 504 8201 | 0 1523 | 0 013 |
| Paving Equipment | 2016 | 2016Paving Equipment250 | 250 | 0 2971 | 4 42821 | 1 33145 | 0 1477 | 0 1359 | 0 0049 | 506 1965 | 0 1527 | 0 013 |
| Paving Equipment | 2017 | 2017Paving Equipment25 | 25 | 0 9261 | 4 72756 | 4 80403 | 0 3592 | 0 3305 | 0 0054 | 548 6481 | 0 1681 | 0 014 |
| Paving Equipment | 2017 | 2017Paving Equipment50 | 50 | 0 9261 | 4 72756 | 4 80403 | 0 3592 | 0 3305 | 0 0054 | 548 6481 | 0 1681 | 0 014 |
| Paving Equipment | 2017 | 2017Paving Equipment120 | 120 | 0 563 | 5 20745 | 3 74146 | 0 3905 | 0 3593 | 0 0049 | 500 1649 | 0 1532 | 0 013 |
| Paving Equipment | 2017 | 2017Paving Equipment175 | 175 | 0 3425 | 3 89633 | 3 07321 | 0 1946 | 0 1791 | 0 0049 | 497 148 | 0 1523 | 0 013 |
| Paving Equipment | 2017 | 2017Paving Equipment250 | 250 | 0 2879 | 4 12109 | 1 333 | 0 1415 | 0 1302 | 0 0049 | 498 7323 | 0 1528 | 0 013 |
| Paving Equipment | 2018 | 2018Paving Equipment25 | 25 | 0 7374 | 4 31244 | 4 41578 | 0 286 | 0 2632 | 0 0054 | 540 6115 | 0 1683 | 0 014 |
| Paving Equipment | 2018 | 2018Paving Equipment50 | 50 | 0 7374 | 4 31244 | 4 41578 | 0 286 | 0 2632 | 0 0054 | 540 6115 | 0 1683 | 0 014 |
| Paving Equipment | 2018 | 2018Paving Equipment120 | 120 | 0 4494 | 4 27034 | 3 60743 | 0 3021 | 0 278 | 0 0049 | 492 1184 | 0 1532 | 0 013 |
| Paving Equipment | 2018 | 2018Paving Equipment175 | 175 | 0 2837 | 3 17208 | 3 02602 | 0 1553 | 0 1429 | 0 0049 | 489 2024 | 0 1523 | 0 013 |
| Paving Equipment | 2018 | 2018Paving Equipment250 | 250 | 0 2583 | 3 58656 | 1 28117 | 0 1229 | 0 1131 | 0 0049 | 490 6833 | 0 1528 | 0 013 |
| Paving Equipment | 2019 | 2019Paving Equipment25 | 25 | 0 7046 | 4 23779 | 4 40798 | 0 2697 | 0 2481 | 0 0054 | 531 8512 | 0 1683 | 0 014 |
| Paving Equipment | 2019 | 2019Paving Equipment50 | 50 | 0 7046 | 4 23779 | 4 40798 | 0 2697 | 0 2481 | 0 0054 | 531 8512 | 0 1683 | 0 014 |
| Paving Equipment | 2019 | 2019Paving Equipment120 | 120 | 0 4251 | 4 04152 | 3 59849 | 0 2808 | 0 2584 | 0 0049 | 484 387 | 0 1533 | 0 012 |
| Paving Equipment | 2019 | 2019Paving Equipment175 | 175 | 0 2541 | 2 6924 | 3 0109 | 0 1336 | 0 1229 | 0 0049 | 481 2251 | 0 1523 | 0 012 |
| Paving Equipment | 2019 | 2019Paving Equipment250 | 250 | 0 2408 | 3 25106 | 1 24449 | 0 1116 | 0 1027 | 0 0049 | 482 6441 | 0 1527 | 0 012 |
| Paving Equipment | 2020 | 2020Paving Equipment25 | 25 | 0 6214 | 3 9519 | 4 22322 | 0 2169 | 0 1996 | 0 0054 | 520 1235 | 0 1682 | 0 013 |
| Paving Equipment | 2020 | 2020Paving Equipment50 | 50 | 0 6214 | 3 9519 | 4 22322 | 0 2169 | 0 1996 | 0 0054 | 520 1235 | 0 1682 | 0 013 |
| Paving Equipment | 2020 | 2020Paving Equipment120 | 120 | 0 3974 | 3 78064 | 3 58172 | 0 2558 | 0 2353 | 0 0049 | 473 3249 | 0 1531 | 0 012 |
| Paving Equipment | 2020 | 2020Paving Equipment175 | 175 | 0 2475 | 2 55498 | 3 02393 | 0 1278 | 0 1176 | 0 0049 | 470 7359 | 0 1522 | 0 012 |
| Paving Equipment | 2020 | 2020Paving Equipment250 | 250 | 0 2435 | 3 2202 | 1 25215 | 0 1107 | 0 1018 | 0 0049 | 472 1514 | 0 1527 | 0 012 |
| Paving Equipment | 2021 | 2021Paving Equipment25 | 25 | 0 5865 | 3 88226 | 4 21072 | 0 2004 | 0 1843 | 0 0054 | 520 3965 | 0 1683 | 0 013 |
| Paving Equipment | 2021 | 2021Paving Equipment50 | 50 | 0 5865 | 3 88226 | 4 21072 | 0 2004 | 0 1843 | 0 0054 | 520 3965 | 0 1683 | 0 013 |
| Paving Equipment | 2021 | 2021Paving Equipment120 | 120 | 0 3551 | 3 45065 | 3 5537 | 0 219 | 0 2015 | 0 0049 | 473 2205 | 0 153 | 0 012 |
| Paving Equipment | 2021 | 2021Paving Equipment175 | 175 | 0 2291 | 2 31505 | 3 03229 | 0 1143 | 0 1052 | 0 0049 | 470 6495 | 0 1522 | 0 012 |
| Paving Equipment | 2021 | 2021Paving Equipment250 | 250 | 0 2106 | 2 58202 | 1 20904 | 0 0921 | 0 0848 | 0 0049 | 472 151 | 0 1527 | 0 012 |
| Paving Equipment | 2022 | 2022Paving Equipment25 | 25 | 0 5715 | 3 83611 | 4 24448 | 0 1883 | 0 1732 | 0 0054 | 520 6594 | 0 1684 | 0 013 |
| Paving Equipment | 2022 | 2022Paving Equipment50 | 50 | 0 5715 | 3 83611 | 4 24448 | 0 1883 | 0 1732 | 0 0054 | 520 6594 | 0 1684 | 0 013 |
| Paving Equipment | 2022 | 2022Paving Equipment120 | 120 | 0 2955 | 2 99968 | 3 50075 | 0 171 | 0 1573 | 0 0049 | 473 4475 | 0 1531 | 0 012 |
| Paving Equipment | 2022 | 2022Paving Equipment175 | 175 | 0 2127 | 2 07331 | 3 03777 | 0 1011 | 0 093 | 0 0049 | 470 6646 | 0 1522 | 0 012 |
| Paving Equipment | 2022 | 2022Paving Equipment250 | 250 | 0 1955 | 2 22813 | 1 20363 | 0 083 | 0 0764 | 0 0049 | 472 169 | 0 1527 | 0 012 |
| Paving Equipment | 2023 | 2023Paving Equipment25 | 25 | 0 5412 | 3 77446 | 4 24108 | 0 1731 | 0 1592 | 0 0054 | 521 1138 | 0 1685 | 0 013 |
| Paving Equipment | 2023 | 2023Paving Equipment50 | 50 | 0 5412 | 3 77446 | 4 24108 | 0 1731 | 0 1592 | 0 0054 | 521 1138 | 0 1685 | 0 013 |
| Paving Equipment | 2023 | 2023Paving Equipment120 | 120 | 0 2784 | 2 83717 | 3 50331 | 0 1525 | 0 1403 | 0 0049 | 473 427 | 0 1531 | 0 012 |
| Paving Equipment | 2023 | 2023Paving Equipment175 | 175 | 0 2037 | 1 91255 | 3 05059 | 0 093 | 0 0856 | 0 0049 | 470 663 | 0 1522 | 0 012 |
| Paving Equipment | 2023 | 2023Paving Equipment250 | 250 | 0 175 | 1 88495 | 1 16523 | 0 0701 | 0 0645 | 0 0049 | 472 169 | 0 1527 | 0 012 |
| Paving Equipment | 2024 | 2024Paving Equipment25 | 25 | 0 523 | 3 74329 | 4 27468 | 0 164 | 0 1509 | 0 0054 | 521 0575 | 0 1685 | 0 013 |
| Paving Equipment | 2024 | 2024Paving Equipment50 | 50 | 0 523 | 3 74329 | 4 27468 | 0 164 | 0 1509 | 0 0054 | 521 0575 | 0 1685 | 0 013 |
| Paving Equipment | 2024 | 2024Paving Equipment120 | 120 | 0 2622 | 2 67309 | 3 50288 | 0 1354 | 0 1246 | 0 0049 | 473 1748 | 0 153 | 0 012 |
| Paving Equipment | 2024 | 2024Paving Equipment175 | 175 | 0 1966 | 1 78512 | 3 06623 | 0 0862 | 0 0793 | 0 0049 | 470 6614 | 0 1522 | 0 012 |
| Paving Equipment | 2024 | 2024Paving Equipment250 | 250 | 0 1384 | 1 29567 | 1 11417 | 0 048 | 0 0441 | 0 0049 | 472 2124 | 0 1527 | 0 012 |
| Paving Equipment | 2025 | 2025Paving Equipment25 | 25 | 0 4762 | 3 62672 | 4 20347 | 0 1415 | 0 1302 | 0 0054 | 520 9975 | 0 1685 | 0 013 |
| Paving Equipment | 2025 | 2025Paving Equipment50 | 50 | 0 4762 | 3 62672 | 4 20347 | 0 1415 | 0 1302 | 0 0054 | 520 9975 | 0 1685 | 0 013 |
| Paving Equipment | 2025 | 2025Paving Equipment120 | 120 | 0 2415 | 2 49628 | 3 48256 | 0 1178 | 0 1084 | 0 0049 | 473 4239 | 0 1531 | 0 012 |
| Paving Equipment | 2025 | 2025Paving Equipment175 | 175 | 0 1752 | 1 509 | 3 03837 | 0 0746 | 0 0687 | 0 0049 | 470 4844 | 0 1522 | 0 012 |
| Paving Equipment | 2025 | 2025Paving Equipment250 | 250 | 0 1332 | 1 10952 | 1 11653 | 0 0434 | 0 04 | 0 0049 | 472 2341 | 0 1527 | 0 012 |
| Paving Equipment | 2030 | 2030Paving Equipment25 | 25 | 0 685 | 4 332 | 2 339 | 0 161 | 0 161 | 0 007 | 568 299 | 0 061 | 0 015 |
| Paving Equipment | 2030 | 2030Paving Equipment50 | 50 | 0 802 | 3 809 | 5 309 | 0 126 | 0 126 | 0 007 | 568 299 | 0 072 | 0 015 |
| Paving Equipment | 2030 | 2030Paving Equipment120 | 120 | 0 39 | 2 393 | 3 774 | 0 114 | 0 114 | 0 006 | 568 3 | 0 035 | 0 015 |
| Paving Equipment | 2030 | 2030Paving Equipment175 | 175 | 0 29 | 1 363 | 3 306 | 0 07 | 0 07 | 0 006 | 568 299 | 0 026 | 0 015 |
| Paving Equipment | 2030 | 2030Paving Equipment250 | 250 | 0 25 | 1 176 | 1 171 | 0 042 | 0 042 | 0 006 | 568 299 | 0 022 | 0 015 |
| Paving Equipment | 2035 | 2035Paving Equipment25 | 25 | 0 685 | 4 332 | 2 339 | 0 161 | 0 161 | 0 007 | 568 299 | 0 061 | 0 015 |
| Paving Equipment | 2035 | 2035Paving Equipment50 | 50 | 0 664 | 3 511 | 5 181 | 0 07 | 0 07 | 0 007 | 568 3 | 0 059 | 0 015 |
| Paving Equipment | 2035 | 2035Paving Equipment120 | 120 | 0 326 | 1 928 | 3 753 | 0 064 | 0 064 | 0 006 | 568 299 | 0 029 | 0 015 |
| Paving Equipment | 2035 | 2035Paving Equipment175 | 175 | 0 235 | 0 832 | 3 303 | 0 04 | 0 04 | 0 006 | 568 299 | 0 021 | 0 015 |
| Paving Equipment | 2035 | 2035Paving Equipment250 | 250 | 0 212 | 0 714 | 1 14 | 0 024 | 0 024 | 0 006 | 568 299 | 0 019 | 0 015 |
| Paving Equipment | 2040 | 2040Paving Equipment25 | 25 | 0 685 | 4 332 | 2 339 | 0 161 | 0 161 | 0 007 | 568 299 | 0 061 | 0 015 |
| Paving Equipment | 2040 | 2040Paving Equipment50 | 50 | 0 589 | 3 361 | 5 111 | 0 042 | 0 042 | 0 007 | 568 3 | 0 053 | 0 015 |
| Paving Equipment | 2040 | 2040Paving Equipment120 | 120 | 0 291 | 1 687 | 3 744 | 0 039 | 0 039 | 0 006 | 568 299 | 0 026 | 0 015 |
| Paving Equipment | 2040 | 2040Paving Equipment175 | 175 | 0 205 | 0 536 | 3 304 | 0 025 | 0 025 | 0 006 | 568 299 | 0 018 | 0 015 |
| Paving Equipment | 2040 | 2040Paving Equipment250 | 250 | 0 193 | 0 485 | 1 127 | 0 017 | 0 017 | 0 006 | 568 299 | 0 017 | 0 015 |
| Plate Compactors | 1990 | 1990Plate Compactors15 | 15 | 1 804 | 9 999 | 4 999 | 0 975 | 0 975 | 1 049 | 568 299 | 0 162 | 0 015 |
| Plate Compactors | 2000 | 2000Plate Compactors15 | 15 | 1 55 | 8 519 | 4 606 | 0 708 | 0 708 | 0 079 | 568 299 | 0 139 | 0 015 |
| Plate Compactors | 2005 | 2005Plate Compactors15 | 15 | 0 799 | 5 435 | 3 503 | 0 377 | 0 377 | 0 079 | 568 299 | 0 072 | 0 015 |
| Plate Compactors | 2010 | 2010Plate Compactors15 | 15 | 0 664 | 4 178 | 3 469 | 0 198 | 0 198 | 0 008 | 568 299 | 0 059 | 0 015 |
| Plate Compactors | 2011 | 2011Plate Compactors15 | 15 | 0 662 | 4 15 | 3 469 | 0 172 | 0 172 | 0 008 | 568 299 | 0 059 | 0 015 |
| Plate Compactors | 2012 | 2012Plate Compactors15 | 15 | 0 661 | 4 142 | 3 469 | 0 165 | 0 165 | 0 008 | 568 3 | 0 059 | 0 015 |
| Plate Compactors | 2013 | 2013Plate Compactors15 | 15 | 0 661 | 4 142 | 3 469 | 0 162 | 0 162 | 0 008 | 568 3 | 0 059 | 0 015 |
| Plate Compactors | 2014 | 2014Plate Compactors15 | 15 | 0 661 | 4 142 | 3 469 | 0 161 | 0 161 | 0 008 | 568 299 | 0 059 | 0 015 |
| Plate Compactors | 2015 | 2015Plate Compactors15 | 15 | 0 661 | 4 142 | 3 469 | 0 161 | 0 161 | 0 008 | 568 299 | 0 059 | 0 015 |
| Plate Compactors | 2016 | 2016Plate Compactors15 | 15 | 0 661 | 4 142 | 3 469 | 0 161 | 0 161 | 0 008 | 568 299 | 0 059 | 0 015 |
| Plate Compactors | 2017 | 2017Plate Compactors15 | 15 | 0 661 | 4 142 | 3 469 | 0 161 | 0 161 | 0 008 | 568 299 | 0 059 | 0 015 |
| Plate Compactors | 2018 | 2018Plate Compactors15 | 15 | 0 661 | 4 142 | 3 47 | 0 161 | 0 161 | 0 008 | 568 3 | 0 059 | 0 015 |
| Plate Compactors | 2019 | 2019Plate Compactors15 | 15 | 0 661 | 4 142 | 3 469 | 0 161 | 0 161 | 0 008 | 568 299 | 0 059 | 0 015 |
| Plate Compactors | 2020 | 2020Plate Compactors15 | 15 | 0 661 | 4 142 | 3 469 | 0 161 | 0 161 | 0 008 | 568 299 | 0 059 | 0 015 |
| Plate Compactors | 2021 | 2021Plate Compactors15 | 15 | 0 661 | 4 142 | 3 469 | 0 161 | 0 161 | 0 008 | 568 299 | 0 059 | 0 015 |
| Plate Compactors | 2022 | 2022Plate Compactors15 | 15 | 0 661 | 4 142 | 3 469 | 0 161 | 0 161 | 0 008 | 568 299 | 0 059 | 0 015 |
| Plate Compactors | 2023 | 2023Plate Compactors15 | 15 | 0 661 | 4 142 | 3 469 | 0 161 | 0 161 | 0 008 | 568 299 | 0 059 | 0 015 |
| Plate Compactors | 2024 | 2024Plate Compactors15 | 15 | 0 661 | 4 142 | 3 469 | 0 161 | 0 161 | 0 008 | 568 299 | 0 059 | 0 015 |
| Plate Compactors | 2025 | 2025Plate Compactors15 | 15 | 0 661 | 4 142 | 3 469 | 0 161 | 0 161 | 0 008 | 568 299 | 0 059 | 0 015 |
| Plate Compactors | 2030 | 2030Plate Compactors15 | 15 | 0 661 | 4 142 | 3 469 | 0 161 | 0 161 | 0 008 | 568 299 | 0 059 | 0 015 |
| Plate Compactors | 2035 | 2035Plate Compactors15 | 15 | 0 661 | 4 142 | 3 47 | 0 161 | 0 161 | 0 008 | 568 299 | 0 059 | 0 015 |
| Plate Compactors | 2040 | 2040Plate Compactors15 | 15 | 0 661 | 4 142 | 3 469 | 0 161 | 0 161 | 0 008 | 568 299 | 0 059 | 0 015 |
| Pressure Washers | 1990 | 1990Pressure Washers15 | 15 | 1 804 | 9 999 | 4 999 | 0 974 | 0 974 | 1 018 | 568 299 | 0 162 | 0 015 |
| Pressure Washers | 1990 | 1990Pressure Washers25 | 25 | 2 213 | 6 92 | 5 | 0 74 | 0 74 | 0 83 | 568 3 | 0 199 | 0 015 |
| Pressure Washers | 1990 | 1990Pressure Washers50 | 50 | 2 601 | 7 129 | 5 721 | 0 821 | 0 821 | 0 846 | 568 299 | 0 234 | 0 015 |
| Pressure Washers | 1990 | 1990Pressure Washers120 | 120 | 1 743 | 12 634 | 4 735 | 0 874 | 0 874 | 0 768 | 568 299 | 0 157 | 0 015 |
| Pressure Washers | 1990 | 1990Pressure Washers175 | 175 | 1 272 | 11 763 | 4 353 | 0 649 | 0 649 | 1 123 | 568 299 | 0 114 | 0 015 |
| Pressure Washers | 1990 | 1990Pressure Washers250 | 250 | 0 953 | 9 035 | 3 084 | 0 476 | 0 476 | 1 077 | 568 299 | 0 086 | 0 015 |
| Pressure Washers | 2000 | 2000Pressure Washers15 | 15 | 1 518 | 8 846 | 4 875 | 0 613 | 0 613 | 0 079 | 568 299 | 0 137 | 0 015 |
| Pressure Washers | 2000 | 2000Pressure Washers25 | 25 | 1 667 | 6 405 | 4 783 | 0 51 | 0 51 | 0 065 | 568 299 | 0 15 | 0 015 |
| Pressure Washers | 2000 | 2000Pressure Washers50 | 50 | 2 474 | 6 381 | 5 524 | 0 615 | 0 615 | 0 066 | 568 3 | 0 223 | 0 015 |
| Pressure Washers | 2000 | 2000Pressure Washers120 | 120 | 1 417 | 9 062 | 3 967 | 0 613 | 0 613 | 0 06 | 568 3 | 0 127 | 0 015 |
| Pressure Washers | 2000 | 2000Pressure Washers175 | 175 | 1 024 | 8 685 | 3 38 | 0 399 | 0 399 | 0 059 | 568 299 | 0 092 | 0 015 |
| Pressure Washers | 2000 | 2000Pressure Washers250 | 250 | 0 438 | 6 315 | 1 005 | 0 143 | 0 143 | 0 058 | 568 299 | 0 039 | 0 015 |
| Pressure Washers | 2005 | 2005Pressure Washers15 | 15 | 1 212 | 7 615 | 4 38 | 0 505 | 0 505 | 0 079 | 568 3 | 0 109 | 0 015 |
| Pressure Washers | 2005 | 2005Pressure Washers25 | 25 | 1 253 | 6 014 | 3 922 | 0 432 | 0 432 | 0 065 | 568 299 | 0 113 | 0 015 |
| Pressure Washers | 2005 | 2005Pressure Washers50 | 50 | 2 154 | 5 932 | 5 075 | 0 566 | 0 566 | 0 066 | 568 299 | 0 194 | 0 015 |
| Pressure Washers | 2005 | 2005Pressure Washers120 | 120 | 1 21 | 7 651 | 3 682 | 0 566 | 0 566 | 0 06 | 568 299 | 0 109 | 0 015 |
| Pressure Washers | 2005 | 2005Pressure Washers175 | 175 | 0 863 | 7 441 | 3 072 | 0 349 | 0 349 | 0 059 | 568 299 | 0 077 | 0 015 |
| Pressure Washers | 2005 | 2005Pressure Washers250 | 250 | 0 27 | 4 822 | 0 986 | 0 111 | 0 111 | 0 058 | 568 299 | 0 024 | 0 015 |
| Pressure Washers | 2010 | 2010Pressure Washers15 | 15 | 0 953 | 6 387 | 4 027 | 0 38 | 0 38 | 0 008 | 568 299 | 0 086 | 0 015 |
| Pressure Washers | 2010 | 2010Pressure Washers25 | 25 | 0 961 | 5 477 | 3 309 | 0 342 | 0 342 | 0 007 | 568 299 | 0 086 | 0 015 |
| Pressure Washers | 2010 | 2010Pressure Washers50 | 50 | 1 622 | 5 501 | 4 517 | 0 453 | 0 453 | 0 007 | 568 299 | 0 146 | 0 015 |
| Pressure Washers | 2010 | 2010Pressure Washers120 | 120 | 0 906 | 6 273 | 3 503 | 0 451 | 0 451 | 0 006 | 568 299 | 0 081 | 0 015 |
| Pressure Washers | 2010 | 2010Pressure Washers175 | 175 | 0 637 | 5 773 | 2 957 | 0 275 | 0 275 | 0 006 | 568 299 | 0 057 | 0 015 |
| Pressure Washers | 2010 | 2010Pressure Washers250 | 250 | 0 203 | 2 5 | 0 986 | 0 1 | 0 1 | 0 006 | 568 299 | 0 018 | 0 015 |
| Pressure Washers | 2011 | 2011Pressure Washers15 | 15 | 0 908 | 6 134 | 3 952 | 0 358 | 0 358 | 0 008 | 568 299 | 0 081 | 0 015 |

| | | | | | | | | | | | | |
|---|---|---|---|---|---|---|---|---|---|---|---|---|
| Pressure Washers | 2011 | 2011Pressure Washers25 | 25 | 0 92 | 5 36 | 3 179 | 0 325 | 0.325 | 0.007 | 568.299 | 0 083 | 0 015 |
| Pressure Washers | 2011 | 2011Pressure Washers50 | 50 | 1 496 | 5 405 | 4.382 | 0 428 | 0 428 | 0 007 | 568 299 | 0 135 | 0 015 |
| Pressure Washers | 2011 | 2011Pressure Washers120 | 120 | 0 839 | 5 939 | 3 468 | 0.43 | 0.43 | 0 006 | 568 299 | 0 075 | 0 015 |
| Pressure Washers | 2011 | 2011Pressure Washers175 | 175 | 0 594 | 5 441 | 2 953 | 0 263 | 0 263 | 0 006 | 568 299 | 0 053 | 0 015 |
| Pressure Washers | 2011 | 2011Pressure Washers250 | 250 | 0 188 | 2.086 | 0 986 | 0 072 | 0 072 | 0 006 | 568 299 | 0 016 | 0 015 |
| Pressure Washers | 2012 | 2012Pressure Washers15 | 15 | 0 865 | 5 874 | 3 874 | 0 338 | 0 338 | 0 008 | 568 299 | 0 078 | 0 015 |
| Pressure Washers | 2012 | 2012Pressure Washers25 | 25 | 0 884 | 5 239 | 3 043 | 0 307 | 0 307 | 0 007 | 568 299 | 0 079 | 0 015 |
| Pressure Washers | 2012 | 2012Pressure Washers50 | 50 | 1 363 | 5 306 | 4 238 | 0 402 | 0 402 | 0 007 | 568 299 | 0 123 | 0 015 |
| Pressure Washers | 2012 | 2012Pressure Washers120 | 120 | 0 77 | 5 578 | 3 433 | 0 4 | 0 4 | 0 006 | 568 299 | 0 069 | 0 015 |
| Pressure Washers | 2012 | 2012Pressure Washers175 | 175 | 0 551 | 5 109 | 2 941 | 0 244 | 0 244 | 0 006 | 568 299 | 0 049 | 0 015 |
| Pressure Washers | 2012 | 2012Pressure Washers250 | 250 | 0 171 | 1 749 | 0 986 | 0 046 | 0 046 | 0 006 | 568 299 | 0 015 | 0 015 |
| Pressure Washers | 2013 | 2013Pressure Washers15 | 15 | 0 823 | 5 616 | 3 796 | 0 318 | 0 318 | 0 008 | 568 299 | 0 074 | 0 015 |
| Pressure Washers | 2013 | 2013Pressure Washers25 | 25 | 0 851 | 5 117 | 2 907 | 0 289 | 0 289 | 0 007 | 568 299 | 0 076 | 0 015 |
| Pressure Washers | 2013 | 2013Pressure Washers50 | 50 | 1 228 | 5 086 | 4 092 | 0 367 | 0 367 | 0 007 | 568 299 | 0 11 | 0 015 |
| Pressure Washers | 2013 | 2013Pressure Washers120 | 120 | 0 701 | 5 226 | 3 399 | 0 366 | 0 366 | 0 006 | 568 299 | 0 063 | 0 015 |
| Pressure Washers | 2013 | 2013Pressure Washers175 | 175 | 0 51 | 4 803 | 2 931 | 0 225 | 0 225 | 0 006 | 568 299 | 0 046 | 0 015 |
| Pressure Washers | 2013 | 2013Pressure Washers250 | 250 | 0 154 | 1 468 | 0 986 | 0 021 | 0 021 | 0 006 | 568 299 | 0 013 | 0 015 |
| Pressure Washers | 2014 | 2014Pressure Washers15 | 15 | 0 783 | 5 369 | 3 723 | 0 298 | 0 298 | 0 008 | 568 299 | 0 07 | 0 015 |
| Pressure Washers | 2014 | 2014Pressure Washers25 | 25 | 0 821 | 5 | 2 78 | 0 272 | 0 272 | 0 007 | 568 299 | 0 074 | 0 015 |
| Pressure Washers | 2014 | 2014Pressure Washers50 | 50 | 1 096 | 4 873 | 3 951 | 0 332 | 0 332 | 0 007 | 568 299 | 0 098 | 0 015 |
| Pressure Washers | 2014 | 2014Pressure Washers120 | 120 | 0 634 | 4 912 | 3 367 | 0 332 | 0 332 | 0 006 | 568 299 | 0 057 | 0 015 |
| Pressure Washers | 2014 | 2014Pressure Washers175 | 175 | 0 469 | 4 513 | 2 923 | 0 206 | 0 206 | 0 006 | 568 299 | 0 042 | 0 015 |
| Pressure Washers | 2014 | 2014Pressure Washers250 | 250 | 0 137 | 1 047 | 0 986 | 0 014 | 0 014 | 0 006 | 568 299 | 0 012 | 0 015 |
| Pressure Washers | 2015 | 2015Pressure Washers15 | 15 | 0 747 | 5 141 | 3 657 | 0 28 | 0 28 | 0 008 | 568 299 | 0 067 | 0 015 |
| Pressure Washers | 2015 | 2015Pressure Washers25 | 25 | 0 793 | 4 89 | 2 666 | 0 256 | 0 256 | 0 007 | 568 299 | 0 071 | 0 015 |
| Pressure Washers | 2015 | 2015Pressure Washers50 | 50 | 0 976 | 4 685 | 3 833 | 0 3 | 0 3 | 0 007 | 568 299 | 0 088 | 0 015 |
| Pressure Washers | 2015 | 2015Pressure Washers120 | 120 | 0 567 | 4 551 | 3 336 | 0 297 | 0 297 | 0 006 | 568 299 | 0 051 | 0 015 |
| Pressure Washers | 2015 | 2015Pressure Washers175 | 175 | 0 427 | 4 115 | 2 917 | 0 187 | 0 187 | 0 006 | 568 299 | 0 038 | 0 015 |
| Pressure Washers | 2015 | 2015Pressure Washers250 | 250 | 0 121 | 0 69 | 0 986 | 0 01 | 0 01 | 0 006 | 568 299 | 0 01 | 0 015 |
| Pressure Washers | 2016 | 2016Pressure Washers15 | 15 | 0 72 | 4 978 | 3 622 | 0 264 | 0 264 | 0 008 | 568 299 | 0 065 | 0 015 |
| Pressure Washers | 2016 | 2016Pressure Washers25 | 25 | 0 773 | 4 803 | 2 604 | 0 244 | 0 244 | 0 007 | 568 299 | 0 069 | 0 015 |
| Pressure Washers | 2016 | 2016Pressure Washers50 | 50 | 0 865 | 4 515 | 3 729 | 0 269 | 0 269 | 0 007 | 568 299 | 0 078 | 0 015 |
| Pressure Washers | 2016 | 2016Pressure Washers120 | 120 | 0 504 | 4 209 | 3 308 | 0 264 | 0 264 | 0 006 | 568 299 | 0 045 | 0 015 |
| Pressure Washers | 2016 | 2016Pressure Washers175 | 175 | 0 386 | 3 726 | 2 913 | 0 168 | 0 168 | 0 006 | 568 299 | 0 034 | 0 015 |
| Pressure Washers | 2016 | 2016Pressure Washers250 | 250 | 0 107 | 0 399 | 0 986 | 0 009 | 0 009 | 0 006 | 568 299 | 0 009 | 0 015 |
| Pressure Washers | 2017 | 2017Pressure Washers15 | 15 | 0 699 | 4 847 | 3 599 | 0 25 | 0 25 | 0 008 | 568 299 | 0 063 | 0 015 |
| Pressure Washers | 2017 | 2017Pressure Washers25 | 25 | 0 757 | 4 729 | 2 564 | 0 233 | 0 233 | 0 007 | 568 299 | 0 068 | 0 015 |
| Pressure Washers | 2017 | 2017Pressure Washers50 | 50 | 0 76 | 4 355 | 3 632 | 0 24 | 0 24 | 0 007 | 568 299 | 0 068 | 0 015 |
| Pressure Washers | 2017 | 2017Pressure Washers120 | 120 | 0 444 | 3 888 | 3 283 | 0 233 | 0 233 | 0 006 | 568 3 | 0 04 | 0 015 |
| Pressure Washers | 2017 | 2017Pressure Washers175 | 175 | 0 346 | 3 349 | 2 91 | 0 149 | 0 149 | 0 006 | 568 299 | 0 031 | 0 015 |
| Pressure Washers | 2017 | 2017Pressure Washers250 | 250 | 0 102 | 0 317 | 0 986 | 0 009 | 0 009 | 0 006 | 568 299 | 0 009 | 0 015 |
| Pressure Washers | 2018 | 2018Pressure Washers15 | 15 | 0 679 | 4 728 | 3 58 | 0 237 | 0 237 | 0 008 | 568 299 | 0 061 | 0 015 |
| Pressure Washers | 2018 | 2018Pressure Washers25 | 25 | 0 744 | 4 661 | 2 531 | 0 224 | 0 224 | 0 007 | 568 299 | 0 067 | 0 015 |
| Pressure Washers | 2018 | 2018Pressure Washers50 | 50 | 0 661 | 4 202 | 3 542 | 0 212 | 0 212 | 0 007 | 568 299 | 0 059 | 0 015 |
| Pressure Washers | 2018 | 2018Pressure Washers120 | 120 | 0 388 | 3 584 | 3 26 | 0 203 | 0 203 | 0 006 | 568 299 | 0 035 | 0 015 |
| Pressure Washers | 2018 | 2018Pressure Washers175 | 175 | 0 309 | 2 989 | 2 908 | 0 132 | 0 132 | 0 006 | 568 299 | 0 027 | 0 015 |
| Pressure Washers | 2018 | 2018Pressure Washers250 | 250 | 0 099 | 0 277 | 0 986 | 0 009 | 0 009 | 0 006 | 568 299 | 0 008 | 0 015 |
| Pressure Washers | 2019 | 2019Pressure Washers15 | 15 | 0 662 | 4 617 | 3 562 | 0 224 | 0 224 | 0 008 | 568 299 | 0 059 | 0 015 |
| Pressure Washers | 2019 | 2019Pressure Washers25 | 25 | 0 731 | 4 596 | 2 501 | 0 214 | 0 214 | 0 007 | 568 299 | 0 066 | 0 015 |
| Pressure Washers | 2019 | 2019Pressure Washers50 | 50 | 0 569 | 4 053 | 3 457 | 0 184 | 0 184 | 0 007 | 568 299 | 0 051 | 0 015 |
| Pressure Washers | 2019 | 2019Pressure Washers120 | 120 | 0 337 | 3 295 | 3 24 | 0 174 | 0 174 | 0 006 | 568 299 | 0 03 | 0 015 |
| Pressure Washers | 2019 | 2019Pressure Washers175 | 175 | 0 28 | 2 67 | 2 907 | 0 117 | 0 117 | 0 006 | 568 299 | 0 025 | 0 015 |
| Pressure Washers | 2019 | 2019Pressure Washers250 | 250 | 0 098 | 0 265 | 0 986 | 0 009 | 0 009 | 0 006 | 568 299 | 0 008 | 0 015 |
| Pressure Washers | 2020 | 2020Pressure Washers15 | 15 | 0 646 | 4 516 | 3 546 | 0 212 | 0 212 | 0 008 | 568 299 | 0 058 | 0 015 |
| Pressure Washers | 2020 | 2020Pressure Washers25 | 25 | 0 721 | 4 538 | 2 473 | 0 205 | 0 205 | 0 007 | 568 299 | 0 065 | 0 015 |
| Pressure Washers | 2020 | 2020Pressure Washers50 | 50 | 0 499 | 3 917 | 3 393 | 0 161 | 0 161 | 0 007 | 568 299 | 0 045 | 0 015 |
| Pressure Washers | 2020 | 2020Pressure Washers120 | 120 | 0 298 | 3 036 | 3 225 | 0 151 | 0 151 | 0 006 | 568 299 | 0 026 | 0 015 |
| Pressure Washers | 2020 | 2020Pressure Washers175 | 175 | 0 258 | 2 383 | 2 907 | 0 104 | 0 104 | 0 006 | 568 299 | 0 023 | 0 015 |
| Pressure Washers | 2020 | 2020Pressure Washers250 | 250 | 0 098 | 0 265 | 0 986 | 0 009 | 0 009 | 0 006 | 568 299 | 0 008 | 0 015 |
| Pressure Washers | 2021 | 2021Pressure Washers15 | 15 | 0 634 | 4 441 | 3 531 | 0 201 | 0 201 | 0 008 | 568 299 | 0 057 | 0 015 |
| Pressure Washers | 2021 | 2021Pressure Washers25 | 25 | 0 712 | 4 497 | 2 446 | 0 196 | 0 196 | 0 007 | 568 299 | 0 064 | 0 015 |
| Pressure Washers | 2021 | 2021Pressure Washers50 | 50 | 0 439 | 3 765 | 3 329 | 0 136 | 0 136 | 0 007 | 568 299 | 0 039 | 0 015 |
| Pressure Washers | 2021 | 2021Pressure Washers120 | 120 | 0 264 | 2 766 | 3 21 | 0 129 | 0 129 | 0 006 | 568 299 | 0 023 | 0 015 |
| Pressure Washers | 2021 | 2021Pressure Washers175 | 175 | 0 238 | 2 118 | 2 907 | 0 093 | 0 093 | 0 006 | 568 299 | 0 021 | 0 015 |
| Pressure Washers | 2021 | 2021Pressure Washers250 | 250 | 0 098 | 0 265 | 0 986 | 0 009 | 0 009 | 0 006 | 568 299 | 0 008 | 0 015 |
| Pressure Washers | 2022 | 2022Pressure Washers15 | 15 | 0 626 | 4 39 | 3 519 | 0 193 | 0 193 | 0 008 | 568 299 | 0 056 | 0 015 |
| Pressure Washers | 2022 | 2022Pressure Washers25 | 25 | 0 706 | 4 47 | 2 426 | 0 188 | 0 188 | 0 007 | 568 299 | 0 063 | 0 015 |
| Pressure Washers | 2022 | 2022Pressure Washers50 | 50 | 0 398 | 3 649 | 3 291 | 0 117 | 0 117 | 0 007 | 568 3 | 0 035 | 0 015 |
| Pressure Washers | 2022 | 2022Pressure Washers120 | 120 | 0 241 | 2 56 | 3 202 | 0 112 | 0 112 | 0 006 | 568 299 | 0 021 | 0 015 |
| Pressure Washers | 2022 | 2022Pressure Washers175 | 175 | 0 221 | 1 871 | 2 907 | 0 082 | 0 082 | 0 006 | 568 299 | 0 019 | 0 015 |
| Pressure Washers | 2022 | 2022Pressure Washers250 | 250 | 0 098 | 0 265 | 0 986 | 0 009 | 0 009 | 0 006 | 568 299 | 0 008 | 0 015 |
| Pressure Washers | 2023 | 2023Pressure Washers15 | 15 | 0 618 | 4 345 | 3 508 | 0 186 | 0 186 | 0 008 | 568 299 | 0 055 | 0 015 |
| Pressure Washers | 2023 | 2023Pressure Washers25 | 25 | 0 701 | 4 447 | 2 407 | 0 182 | 0 182 | 0 007 | 568 299 | 0 063 | 0 015 |
| Pressure Washers | 2023 | 2023Pressure Washers50 | 50 | 0 363 | 3 541 | 3 26 | 0 101 | 0 101 | 0 007 | 568 299 | 0 032 | 0 015 |
| Pressure Washers | 2023 | 2023Pressure Washers120 | 120 | 0 222 | 2 377 | 3 196 | 0 097 | 0 097 | 0 006 | 568 299 | 0 02 | 0 015 |
| Pressure Washers | 2023 | 2023Pressure Washers175 | 175 | 0 205 | 1 665 | 2 907 | 0 072 | 0 072 | 0 006 | 568 299 | 0 018 | 0 015 |
| Pressure Washers | 2023 | 2023Pressure Washers250 | 250 | 0 098 | 0 265 | 0 986 | 0 009 | 0 009 | 0 006 | 568 299 | 0 008 | 0 015 |
| Pressure Washers | 2024 | 2024Pressure Washers15 | 15 | 0 612 | 4 305 | 3 499 | 0 181 | 0 181 | 0 008 | 568 299 | 0 055 | 0 015 |
| Pressure Washers | 2024 | 2024Pressure Washers25 | 25 | 0 697 | 4 426 | 2 39 | 0 178 | 0 178 | 0 007 | 568 299 | 0 062 | 0 015 |
| Pressure Washers | 2024 | 2024Pressure Washers50 | 50 | 0 333 | 3 441 | 3 233 | 0 087 | 0 087 | 0 007 | 568 299 | 0 03 | 0 015 |
| Pressure Washers | 2024 | 2024Pressure Washers120 | 120 | 0 204 | 2 229 | 3 191 | 0 084 | 0 084 | 0 006 | 568 299 | 0 018 | 0 015 |
| Pressure Washers | 2024 | 2024Pressure Washers175 | 175 | 0 191 | 1 482 | 2 907 | 0 062 | 0 062 | 0 006 | 568 299 | 0 017 | 0 015 |
| Pressure Washers | 2024 | 2024Pressure Washers250 | 250 | 0 098 | 0 265 | 0 986 | 0 009 | 0 009 | 0 006 | 568 299 | 0 008 | 0 015 |
| Pressure Washers | 2025 | 2025Pressure Washers15 | 15 | 0 607 | 4 269 | 3 491 | 0 178 | 0 178 | 0 008 | 568 299 | 0 054 | 0 015 |
| Pressure Washers | 2025 | 2025Pressure Washers25 | 25 | 0 694 | 4 407 | 2 376 | 0 175 | 0 175 | 0 007 | 568 299 | 0 062 | 0 015 |
| Pressure Washers | 2025 | 2025Pressure Washers50 | 50 | 0 306 | 3 344 | 3 21 | 0 075 | 0 075 | 0 007 | 568 299 | 0 027 | 0 015 |
| Pressure Washers | 2025 | 2025Pressure Washers120 | 120 | 0 189 | 2 1 | 3 186 | 0 072 | 0 072 | 0 006 | 568 299 | 0 017 | 0 015 |
| Pressure Washers | 2025 | 2025Pressure Washers175 | 175 | 0 178 | 1 31 | 2 907 | 0 053 | 0 053 | 0 006 | 568 299 | 0 016 | 0 015 |
| Pressure Washers | 2025 | 2025Pressure Washers250 | 250 | 0 098 | 0 265 | 0 986 | 0 009 | 0 009 | 0 006 | 568 299 | 0 008 | 0 015 |
| Pressure Washers | 2030 | 2030Pressure Washers15 | 15 | 0 592 | 4 164 | 3 47 | 0 166 | 0 166 | 0 008 | 568 3 | 0 053 | 0 015 |
| Pressure Washers | 2030 | 2030Pressure Washers25 | 25 | 0 686 | 4 347 | 2 34 | 0 165 | 0 165 | 0 007 | 568 299 | 0 061 | 0 015 |
| Pressure Washers | 2030 | 2030Pressure Washers50 | 50 | 0 215 | 2 989 | 3 124 | 0 03 | 0 03 | 0 007 | 568 299 | 0 019 | 0 015 |
| Pressure Washers | 2030 | 2030Pressure Washers120 | 120 | 0 134 | 1 594 | 3 167 | 0 028 | 0 028 | 0 006 | 568 3 | 0 012 | 0 015 |
| Pressure Washers | 2030 | 2030Pressure Washers175 | 175 | 0 126 | 0 619 | 2 907 | 0 024 | 0 024 | 0 006 | 568 299 | 0 011 | 0 015 |
| Pressure Washers | 2030 | 2030Pressure Washers250 | 250 | 0 098 | 0 265 | 0 986 | 0 009 | 0 009 | 0 006 | 568 299 | 0 008 | 0 015 |
| Pressure Washers | 2035 | 2035Pressure Washers15 | 15 | 0 589 | 4 143 | 3 47 | 0 162 | 0 162 | 0 008 | 568 3 | 0 053 | 0 015 |
| Pressure Washers | 2035 | 2035Pressure Washers25 | 25 | 0 685 | 4 332 | 2 34 | 0 162 | 0 162 | 0 007 | 568 299 | 0 061 | 0 015 |
| Pressure Washers | 2035 | 2035Pressure Washers50 | 50 | 0 188 | 2 882 | 3 101 | 0 015 | 0 015 | 0 007 | 568 299 | 0 016 | 0 015 |
| Pressure Washers | 2035 | 2035Pressure Washers120 | 120 | 0 116 | 1 421 | 3 161 | 0 014 | 0 014 | 0 006 | 568 299 | 0 01 | 0 015 |
| Pressure Washers | 2035 | 2035Pressure Washers175 | 175 | 0 109 | 0 382 | 2 907 | 0 013 | 0 013 | 0 006 | 568 299 | 0 009 | 0 015 |
| Pressure Washers | 2035 | 2035Pressure Washers250 | 250 | 0 098 | 0 265 | 0 986 | 0 009 | 0 009 | 0 006 | 568 299 | 0 008 | 0 015 |
| Pressure Washers | 2040 | 2040Pressure Washers15 | 15 | 0 589 | 4 142 | 3 469 | 0 161 | 0 161 | 0 008 | 568 299 | 0 053 | 0 015 |
| Pressure Washers | 2040 | 2040Pressure Washers25 | 25 | 0 685 | 4 332 | 2 339 | 0 161 | 0 161 | 0 007 | 568 299 | 0 061 | 0 015 |
| Pressure Washers | 2040 | 2040Pressure Washers50 | 50 | 0 186 | 2 836 | 3 098 | 0 01 | 0 01 | 0 007 | 568 299 | 0 016 | 0 015 |
| Pressure Washers | 2040 | 2040Pressure Washers120 | 120 | 0 113 | 1 365 | 3 16 | 0 01 | 0 01 | 0 006 | 568 299 | 0 01 | 0 015 |
| Pressure Washers | 2040 | 2040Pressure Washers175 | 175 | 0 103 | 0 293 | 2 907 | 0 01 | 0 01 | 0 006 | 568 299 | 0 009 | 0 015 |
| Pressure Washers | 2040 | 2040Pressure Washers250 | 250 | 0 098 | 0 265 | 0 986 | 0 009 | 0 009 | 0 006 | 568 299 | 0 008 | 0 015 |
| Pumps | 1990 | 1990Pumps15 | 15 | 1 804 | 10 | 4 999 | 0 974 | 0 974 | 1 018 | 568 299 | 0 162 | 0 015 |
| Pumps | 1990 | 1990Pumps25 | 25 | 2 213 | 6 92 | 4 999 | 0 74 | 0.74 | 0 83 | 568 299 | 0 199 | 0 015 |
| Pumps | 1990 | 1990Pumps50 | 50 | 3 307 | 7 391 | 7 004 | 0 964 | 0 964 | 0 846 | 568 299 | 0 298 | 0 015 |
| Pumps | 1990 | 1990Pumps120 | 120 | 1 941 | 13 378 | 5 049 | 1 022 | 1 022 | 0 768 | 568 299 | 0 175 | 0 015 |
| Pumps | 1990 | 1990Pumps175 | 175 | 1 328 | 12 036 | 4 466 | 0 678 | 0 678 | 0 736 | 568 299 | 0 119 | 0 015 |
| Pumps | 1990 | 1990Pumps250 | 250 | 1 328 | 12 036 | 4 466 | 0 678 | 0 678 | 0 736 | 568 299 | 0 119 | 0 015 |

| | | | | | | | | | | | |
|---|---|---|---|---|---|---|---|---|---|---|---|
| Pumps | 1990 | 1990Pumps500 | 500 | 1 222 | 11 736 | 7 034 | 0 614 | 0 614 | 0 642 | 568 3 | 0 11 | 0 015 |
| Pumps | 1990 | 1990Pumps750 | 750 | 1 222 | 11 736 | 7 034 | 0 614 | 0 614 | 0 658 | 568 299 | 0 11 | 0 015 |
| Pumps | 1990 | 1990Pumps9999 | 9999 | 1 22 | 11 736 | 7 034 | 0 612 | 0 612 | 0 658 | 568 299 | 0 11 | 0 015 |
| Pumps | 2000 | 2000Pumps15 | 15 | 1 723 | 9 08 | 4 875 | 0 747 | 0 747 | 0 079 | 568 299 | 0 155 | 0 015 |
| Pumps | 2000 | 2000Pumps25 | 25 | 2 095 | 6 405 | 4 783 | 0 569 | 0 569 | 0 063 | 568 299 | 0 189 | 0 015 |
| Pumps | 2000 | 2000Pumps50 | 50 | 3 123 | 6 608 | 6 715 | 0 718 | 0 718 | 0 066 | 568 299 | 0 281 | 0 015 |
| Pumps | 2000 | 2000Pumps120 | 120 | 1 575 | 9 604 | 4 223 | 0 711 | 0 711 | 0 06 | 568 3 | 0 142 | 0 015 |
| Pumps | 2000 | 2000Pumps175 | 175 | 1 055 | 8 734 | 3 435 | 0 419 | 0 419 | 0 057 | 568 299 | 0 095 | 0 015 |
| Pumps | 2000 | 2000Pumps250 | 250 | 0 874 | 8 397 | 2 707 | 0 339 | 0 339 | 0 057 | 568 299 | 0 078 | 0 015 |
| Pumps | 2000 | 2000Pumps500 | 500 | 0 82 | 8 188 | 3 956 | 0 311 | 0 311 | 0 05 | 568 299 | 0 074 | 0 015 |
| Pumps | 2000 | 2000Pumps750 | 750 | 0 82 | 8 188 | 3 956 | 0 311 | 0 311 | 0 051 | 568 299 | 0 074 | 0 015 |
| Pumps | 2000 | 2000Pumps9999 | 9999 | 0 936 | 8 775 | 4 533 | 0 351 | 0 351 | 0 051 | 568 299 | 0 084 | 0 015 |
| Pumps | 2005 | 2005Pumps15 | 15 | 1 394 | 7 817 | 4 38 | 0 621 | 0 621 | 0 079 | 568 299 | 0 125 | 0 015 |
| Pumps | 2005 | 2005Pumps25 | 25 | 1 622 | 6 014 | 3 922 | 0 483 | 0 483 | 0 065 | 568 299 | 0 146 | 0 015 |
| Pumps | 2005 | 2005Pumps50 | 50 | 2 76 | 6 155 | 6 203 | 0 664 | 0 664 | 0 066 | 568 299 | 0 249 | 0 015 |
| Pumps | 2005 | 2005Pumps120 | 120 | 1 348 | 8 1 | 3 91 | 0 657 | 0 657 | 0 06 | 568 3 | 0 121 | 0 015 |
| Pumps | 2005 | 2005Pumps175 | 175 | 0 878 | 7 408 | 3 114 | 0 363 | 0 363 | 0 057 | 568 299 | 0 079 | 0 015 |
| Pumps | 2005 | 2005Pumps250 | 250 | 0 623 | 6 99 | 1 836 | 0 239 | 0 239 | 0 057 | 568 299 | 0 056 | 0 015 |
| Pumps | 2005 | 2005Pumps500 | 500 | 0 56 | 6 535 | 2 32 | 0 219 | 0 219 | 0 05 | 568 299 | 0 05 | 0 015 |
| Pumps | 2005 | 2005Pumps750 | 750 | 0 575 | 6 679 | 2 32 | 0 221 | 0 221 | 0 051 | 568 299 | 0 051 | 0 015 |
| Pumps | 2005 | 2005Pumps9999 | 9999 | 0 728 | 7 658 | 2 838 | 0 258 | 0 258 | 0 051 | 568 299 | 0 065 | 0 015 |
| Pumps | 2010 | 2010Pumps15 | 15 | 1 124 | 6 554 | 4 027 | 0 473 | 0 473 | 0 008 | 568 299 | 0 101 | 0 015 |
| Pumps | 2010 | 2010Pumps25 | 25 | 1 267 | 5 477 | 3 309 | 0 384 | 0 384 | 0 007 | 568 299 | 0 114 | 0 015 |
| Pumps | 2010 | 2010Pumps50 | 50 | 2 188 | 5 74 | 5 634 | 0 545 | 0 545 | 0 007 | 568 3 | 0 197 | 0 015 |
| Pumps | 2010 | 2010Pumps120 | 120 | 1 039 | 6 675 | 3 735 | 0 538 | 0 538 | 0 006 | 568 299 | 0 093 | 0 015 |
| Pumps | 2010 | 2010Pumps175 | 175 | 0 685 | 5 961 | 3 033 | 0 298 | 0 298 | 0 006 | 568 299 | 0 061 | 0 015 |
| Pumps | 2010 | 2010Pumps250 | 250 | 0 444 | 5 586 | 1 359 | 0 17 | 0 17 | 0 006 | 568 299 | 0 04 | 0 015 |
| Pumps | 2010 | 2010Pumps500 | 500 | 0 398 | 5 074 | 1 536 | 0 158 | 0 158 | 0 005 | 568 299 | 0 035 | 0 015 |
| Pumps | 2010 | 2010Pumps750 | 750 | 0 41 | 5 207 | 1 536 | 0 161 | 0 161 | 0 005 | 568 299 | 0 037 | 0 015 |
| Pumps | 2010 | 2010Pumps9999 | 9999 | 0 55 | 6 617 | 1 991 | 0 196 | 0 196 | 0 005 | 568 299 | 0 049 | 0 015 |
| Pumps | 2011 | 2011Pumps15 | 15 | 1 067 | 6 283 | 3 952 | 0 441 | 0 441 | 0 008 | 568 299 | 0 096 | 0 015 |
| Pumps | 2011 | 2011Pumps25 | 25 | 1 192 | 5 36 | 3 179 | 0 361 | 0 361 | 0 007 | 568 299 | 0 107 | 0 015 |
| Pumps | 2011 | 2011Pumps50 | 50 | 2 038 | 5 645 | 5 474 | 0 518 | 0 518 | 0 007 | 568 299 | 0 183 | 0 015 |
| Pumps | 2011 | 2011Pumps120 | 120 | 0 969 | 6 322 | 3 698 | 0 514 | 0 514 | 0 006 | 568 299 | 0 087 | 0 015 |
| Pumps | 2011 | 2011Pumps175 | 175 | 0 642 | 5 63 | 3 02 | 0 286 | 0 286 | 0 006 | 568 299 | 0 058 | 0 015 |
| Pumps | 2011 | 2011Pumps250 | 250 | 0 407 | 5 206 | 1 272 | 0 153 | 0 153 | 0 006 | 568 299 | 0 036 | 0 015 |
| Pumps | 2011 | 2011Pumps500 | 500 | 0 365 | 4 71 | 1 405 | 0 143 | 0 143 | 0 005 | 568 299 | 0 032 | 0 015 |
| Pumps | 2011 | 2011Pumps750 | 750 | 0 376 | 4 841 | 1 405 | 0 145 | 0 145 | 0 005 | 568 299 | 0 033 | 0 015 |
| Pumps | 2011 | 2011Pumps9999 | 9999 | 0 512 | 6 273 | 1 835 | 0 183 | 0 183 | 0 005 | 568 299 | 0 046 | 0 015 |
| Pumps | 2012 | 2012Pumps15 | 15 | 1 007 | 5 999 | 3 874 | 0 407 | 0 407 | 0 008 | 568 299 | 0 09 | 0 015 |
| Pumps | 2012 | 2012Pumps25 | 25 | 1 113 | 5 239 | 3 043 | 0 337 | 0 337 | 0 007 | 568 299 | 0 1 | 0 015 |
| Pumps | 2012 | 2012Pumps50 | 50 | 1 875 | 5 545 | 5 296 | 0 488 | 0 488 | 0 007 | 568 299 | 0 169 | 0 015 |
| Pumps | 2012 | 2012Pumps120 | 120 | 0 896 | 5 939 | 3 66 | 0 481 | 0 481 | 0 006 | 568 299 | 0 08 | 0 015 |
| Pumps | 2012 | 2012Pumps175 | 175 | 0 597 | 5 28 | 3 009 | 0 265 | 0 265 | 0 006 | 568 299 | 0 053 | 0 015 |
| Pumps | 2012 | 2012Pumps250 | 250 | 0 377 | 4 846 | 1 218 | 0 139 | 0 139 | 0 006 | 568 299 | 0 034 | 0 015 |
| Pumps | 2012 | 2012Pumps500 | 500 | 0 338 | 4 367 | 1 311 | 0 13 | 0 13 | 0 005 | 568 299 | 0 03 | 0 015 |
| Pumps | 2012 | 2012Pumps750 | 750 | 0 349 | 4 495 | 1 311 | 0 132 | 0 132 | 0 005 | 568 299 | 0 031 | 0 015 |
| Pumps | 2012 | 2012Pumps9999 | 9999 | 0 473 | 5 916 | 1 682 | 0 168 | 0 168 | 0 005 | 568 299 | 0 042 | 0 015 |
| Pumps | 2013 | 2013Pumps15 | 15 | 0 948 | 5 716 | 3 796 | 0 373 | 0 373 | 0 008 | 568 299 | 0 085 | 0 015 |
| Pumps | 2013 | 2013Pumps25 | 25 | 1 034 | 5 117 | 2 907 | 0 314 | 0 314 | 0 007 | 568 3 | 0 093 | 0 015 |
| Pumps | 2013 | 2013Pumps50 | 50 | 1 706 | 5 323 | 5 11 | 0 448 | 0 448 | 0 007 | 568 299 | 0 153 | 0 015 |
| Pumps | 2013 | 2013Pumps120 | 120 | 0 823 | 5 563 | 3 623 | 0 443 | 0 443 | 0 006 | 568 299 | 0 074 | 0 015 |
| Pumps | 2013 | 2013Pumps175 | 175 | 0 552 | 4 949 | 2 998 | 0 244 | 0 244 | 0 006 | 568 299 | 0 049 | 0 015 |
| Pumps | 2013 | 2013Pumps250 | 250 | 0 352 | 4 498 | 1 181 | 0 127 | 0 127 | 0 006 | 568 3 | 0 031 | 0 015 |
| Pumps | 2013 | 2013Pumps500 | 500 | 0 316 | 4 037 | 1 241 | 0 119 | 0 119 | 0 005 | 568 299 | 0 028 | 0 015 |
| Pumps | 2013 | 2013Pumps750 | 750 | 0 326 | 4 163 | 1 241 | 0 121 | 0 121 | 0 005 | 568 299 | 0 029 | 0 015 |
| Pumps | 2013 | 2013Pumps9999 | 9999 | 0 435 | 5 558 | 1 538 | 0 154 | 0 154 | 0 005 | 568 299 | 0 039 | 0 015 |
| Pumps | 2014 | 2014Pumps15 | 15 | 0 891 | 5 445 | 3 723 | 0 341 | 0 341 | 0 008 | 568 299 | 0 08 | 0 015 |
| Pumps | 2014 | 2014Pumps25 | 25 | 0 96 | 5 | 2 78 | 0 291 | 0 291 | 0 007 | 568 299 | 0 086 | 0 015 |
| Pumps | 2014 | 2014Pumps50 | 50 | 1 538 | 5 107 | 4 929 | 0 409 | 0 409 | 0 007 | 568 299 | 0 138 | 0 015 |
| Pumps | 2014 | 2014Pumps120 | 120 | 0 751 | 5 226 | 3 587 | 0 403 | 0 403 | 0 006 | 568 299 | 0 067 | 0 015 |
| Pumps | 2014 | 2014Pumps175 | 175 | 0 508 | 4 635 | 2 989 | 0 222 | 0 222 | 0 006 | 568 299 | 0 045 | 0 015 |
| Pumps | 2014 | 2014Pumps250 | 250 | 0 326 | 4 09 | 1 149 | 0 115 | 0 115 | 0 006 | 568 299 | 0 029 | 0 015 |
| Pumps | 2014 | 2014Pumps500 | 500 | 0 294 | 3 648 | 1 181 | 0 108 | 0 108 | 0 005 | 568 299 | 0 026 | 0 015 |
| Pumps | 2014 | 2014Pumps750 | 750 | 0 303 | 3 77 | 1 181 | 0 11 | 0 11 | 0 005 | 568 299 | 0 027 | 0 015 |
| Pumps | 2014 | 2014Pumps9999 | 9999 | 0 399 | 5 21 | 1 406 | 0 141 | 0 141 | 0 005 | 568 299 | 0 036 | 0 015 |
| Pumps | 2015 | 2015Pumps15 | 15 | 0 84 | 5 196 | 3 658 | 0 311 | 0 311 | 0 008 | 568 299 | 0 075 | 0 015 |
| Pumps | 2015 | 2015Pumps25 | 25 | 0 894 | 4 89 | 2 666 | 0 27 | 0 27 | 0 007 | 568 299 | 0 08 | 0 015 |
| Pumps | 2015 | 2015Pumps50 | 50 | 1 384 | 4 916 | 4 775 | 0 371 | 0 371 | 0 007 | 568 3 | 0 124 | 0 015 |
| Pumps | 2015 | 2015Pumps120 | 120 | 0 679 | 4 842 | 3 554 | 0 364 | 0 364 | 0 006 | 568 3 | 0 061 | 0 015 |
| Pumps | 2015 | 2015Pumps175 | 175 | 0 461 | 4 202 | 2 983 | 0 2 | 0 2 | 0 006 | 568 299 | 0 041 | 0 015 |
| Pumps | 2015 | 2015Pumps250 | 250 | 0 302 | 3 693 | 1 122 | 0 104 | 0 104 | 0 006 | 568 299 | 0 027 | 0 015 |
| Pumps | 2015 | 2015Pumps500 | 500 | 0 273 | 3 272 | 1 134 | 0 097 | 0 097 | 0 005 | 568 299 | 0 024 | 0 015 |
| Pumps | 2015 | 2015Pumps750 | 750 | 0 281 | 3 389 | 1 134 | 0 099 | 0 099 | 0 005 | 568 299 | 0 025 | 0 015 |
| Pumps | 2015 | 2015Pumps9999 | 9999 | 0 363 | 4 878 | 1 293 | 0 127 | 0 127 | 0 005 | 568 299 | 0 032 | 0 015 |
| Pumps | 2016 | 2016Pumps15 | 15 | 0 809 | 5 023 | 3 622 | 0 289 | 0 289 | 0 008 | 568 299 | 0 073 | 0 015 |
| Pumps | 2016 | 2016Pumps25 | 25 | 0 855 | 4 803 | 2 604 | 0 255 | 0 255 | 0 007 | 568 299 | 0 077 | 0 015 |
| Pumps | 2016 | 2016Pumps50 | 50 | 1 24 | 4 742 | 4 64 | 0 335 | 0 335 | 0 007 | 568 299 | 0 111 | 0 015 |
| Pumps | 2016 | 2016Pumps120 | 120 | 0 61 | 4 478 | 3 523 | 0 325 | 0 325 | 0 006 | 568 299 | 0 055 | 0 015 |
| Pumps | 2016 | 2016Pumps175 | 175 | 0 417 | 3 789 | 2 978 | 0 179 | 0 179 | 0 006 | 568 299 | 0 037 | 0 015 |
| Pumps | 2016 | 2016Pumps250 | 250 | 0 28 | 3 313 | 1 099 | 0 094 | 0 094 | 0 006 | 568 299 | 0 025 | 0 015 |
| Pumps | 2016 | 2016Pumps500 | 500 | 0 254 | 2 919 | 1 093 | 0 088 | 0 088 | 0 005 | 568 299 | 0 022 | 0 015 |
| Pumps | 2016 | 2016Pumps750 | 750 | 0 262 | 3 028 | 1 093 | 0 089 | 0 089 | 0 005 | 568 299 | 0 023 | 0 015 |
| Pumps | 2016 | 2016Pumps9999 | 9999 | 0 335 | 4 596 | 1 223 | 0 116 | 0 116 | 0 005 | 568 3 | 0 03 | 0 015 |
| Pumps | 2017 | 2017Pumps15 | 15 | 0 786 | 4 887 | 3 599 | 0 272 | 0 272 | 0 008 | 568 299 | 0 07 | 0 015 |
| Pumps | 2017 | 2017Pumps25 | 25 | 0 83 | 4 729 | 2 564 | 0 243 | 0 243 | 0 007 | 568 299 | 0 074 | 0 015 |
| Pumps | 2017 | 2017Pumps50 | 50 | 1 104 | 4 578 | 4 514 | 0 301 | 0 301 | 0 007 | 568 299 | 0 099 | 0 015 |
| Pumps | 2017 | 2017Pumps120 | 120 | 0 546 | 4 134 | 3 495 | 0 287 | 0 287 | 0 006 | 568 299 | 0 049 | 0 015 |
| Pumps | 2017 | 2017Pumps175 | 175 | 0 376 | 3 4 | 2 975 | 0 159 | 0 159 | 0 006 | 568 299 | 0 033 | 0 015 |
| Pumps | 2017 | 2017Pumps250 | 250 | 0 26 | 2 958 | 1 08 | 0 084 | 0 084 | 0 006 | 568 299 | 0 023 | 0 015 |
| Pumps | 2017 | 2017Pumps500 | 500 | 0 239 | 2 613 | 1 062 | 0 079 | 0 079 | 0 005 | 568 299 | 0 021 | 0 015 |
| Pumps | 2017 | 2017Pumps750 | 750 | 0 244 | 2 695 | 1 062 | 0 08 | 0 08 | 0 005 | 568 299 | 0 022 | 0 015 |
| Pumps | 2017 | 2017Pumps9999 | 9999 | 0 313 | 4 343 | 1 177 | 0 106 | 0 106 | 0 005 | 568 299 | 0 028 | 0 015 |
| Pumps | 2018 | 2018Pumps15 | 15 | 0 766 | 4 762 | 3 58 | 0 256 | 0 256 | 0 008 | 568 299 | 0 069 | 0 015 |
| Pumps | 2018 | 2018Pumps25 | 25 | 0 807 | 4 661 | 2 531 | 0 232 | 0 232 | 0 007 | 568 299 | 0 072 | 0 015 |
| Pumps | 2018 | 2018Pumps50 | 50 | 0 973 | 4 422 | 4 397 | 0 267 | 0 267 | 0 007 | 568 299 | 0 087 | 0 015 |
| Pumps | 2018 | 2018Pumps120 | 120 | 0 485 | 3 808 | 3 471 | 0 252 | 0 252 | 0 006 | 568 299 | 0 043 | 0 015 |
| Pumps | 2018 | 2018Pumps175 | 175 | 0 338 | 3 035 | 2 974 | 0 14 | 0 14 | 0 006 | 568 299 | 0 03 | 0 015 |
| Pumps | 2018 | 2018Pumps250 | 250 | 0 242 | 2 624 | 1 065 | 0 075 | 0 075 | 0 006 | 568 299 | 0 021 | 0 015 |
| Pumps | 2018 | 2018Pumps500 | 500 | 0 226 | 2 34 | 1 041 | 0 071 | 0 071 | 0 005 | 568 299 | 0 02 | 0 015 |
| Pumps | 2018 | 2018Pumps750 | 750 | 0 23 | 2 401 | 1 041 | 0 072 | 0 072 | 0 005 | 568 299 | 0 02 | 0 015 |
| Pumps | 2018 | 2018Pumps9999 | 9999 | 0 293 | 4 105 | 1 144 | 0 098 | 0 098 | 0 005 | 568 299 | 0 026 | 0 015 |
| Pumps | 2019 | 2019Pumps15 | 15 | 0 748 | 4 647 | 3 562 | 0 241 | 0 241 | 0 008 | 568 3 | 0 067 | 0 015 |
| Pumps | 2019 | 2019Pumps25 | 25 | 0 787 | 4 596 | 2 501 | 0 222 | 0 222 | 0 007 | 568 3 | 0 071 | 0 015 |
| Pumps | 2019 | 2019Pumps50 | 50 | 0 849 | 4 269 | 4 284 | 0 235 | 0 235 | 0 007 | 568 299 | 0 076 | 0 015 |
| Pumps | 2019 | 2019Pumps120 | 120 | 0 429 | 3 497 | 3 449 | 0 217 | 0 217 | 0 006 | 568 299 | 0 038 | 0 015 |
| Pumps | 2019 | 2019Pumps175 | 175 | 0 309 | 2 711 | 2 974 | 0 124 | 0 124 | 0 006 | 568 299 | 0 027 | 0 015 |
| Pumps | 2019 | 2019Pumps250 | 250 | 0 226 | 2 323 | 1 052 | 0 067 | 0 067 | 0 006 | 568 299 | 0 02 | 0 015 |
| Pumps | 2019 | 2019Pumps500 | 500 | 0 214 | 2 084 | 1 027 | 0 064 | 0 064 | 0 005 | 568 3 | 0 019 | 0 015 |
| Pumps | 2019 | 2019Pumps750 | 750 | 0 217 | 2 133 | 1 027 | 0 065 | 0 065 | 0 005 | 568 299 | 0 019 | 0 015 |
| Pumps | 2019 | 2019Pumps9999 | 9999 | 0 273 | 3 873 | 1 118 | 0 089 | 0 089 | 0 005 | 568 299 | 0 024 | 0 015 |
| Pumps | 2020 | 2020Pumps15 | 15 | 0 731 | 4 542 | 3 546 | 0 227 | 0 227 | 0 008 | 568 299 | 0 066 | 0 015 |
| Pumps | 2020 | 2020Pumps25 | 25 | 0 769 | 4 538 | 2 473 | 0 212 | 0 212 | 0 007 | 568 299 | 0 069 | 0 015 |

| | | | | | | | | | | | | |
|---|---|---|---|---|---|---|---|---|---|---|---|---|
| Pumps | 2020 | 2020Pumps50 | 50 | 0 755 | 4 128 | 4 197 | 0.206 | 0 206 | 0 007 | 568 299 | 0 068 | 0 015 |
| Pumps | 2020 | 2020Pumps120 | 120 | 0 386 | 3 219 | 3 432 | 0 189 | 0 189 | 0 006 | 568 299 | 0 034 | 0 015 |
| Pumps | 2020 | 2020Pumps175 | 175 | 0 285 | 2 418 | 2 974 | 0 111 | 0 111 | 0 006 | 568 299 | 0 025 | 0 015 |
| Pumps | 2020 | 2020Pumps250 | 250 | 0 212 | 2 05 | 1 042 | 0 06 | 0 06 | 0 006 | 568 299 | 0 019 | 0 015 |
| Pumps | 2020 | 2020Pumps500 | 500 | 0 203 | 1 841 | 1 017 | 0 057 | 0 057 | 0 005 | 568 3 | 0 018 | 0 015 |
| Pumps | 2020 | 2020Pumps750 | 750 | 0 205 | 1 884 | 1 017 | 0 058 | 0 058 | 0 005 | 568 299 | 0 018 | 0 015 |
| Pumps | 2020 | 2020Pumps9999 | 9999 | 0 255 | 3 649 | 1 096 | 0 081 | 0 081 | 0 005 | 568 3 | 0 023 | 0 015 |
| Pumps | 2021 | 2021Pumps15 | 15 | 0 717 | 4 462 | 3 531 | 0 214 | 0 214 | 0 008 | 568 299 | 0 064 | 0 015 |
| Pumps | 2021 | 2021Pumps25 | 25 | 0 752 | 4 497 | 2 446 | 0 201 | 0 201 | 0 007 | 568 299 | 0 067 | 0 015 |
| Pumps | 2021 | 2021Pumps50 | 50 | 0 671 | 3 966 | 4 099 | 0 175 | 0 175 | 0 007 | 568 299 | 0 06 | 0 015 |
| Pumps | 2021 | 2021Pumps120 | 120 | 0 347 | 2 928 | 3 412 | 0 162 | 0 162 | 0 006 | 568 3 | 0 031 | 0 015 |
| Pumps | 2021 | 2021Pumps175 | 175 | 0 26 | 2 101 | 2 968 | 0 096 | 0 096 | 0 006 | 568 299 | 0 023 | 0 015 |
| Pumps | 2021 | 2021Pumps250 | 250 | 0 197 | 1 759 | 1 031 | 0 052 | 0 052 | 0 006 | 568 299 | 0 017 | 0 015 |
| Pumps | 2021 | 2021Pumps500 | 500 | 0 189 | 1 584 | 1 007 | 0 05 | 0 05 | 0 005 | 568 299 | 0 017 | 0 015 |
| Pumps | 2021 | 2021Pumps750 | 750 | 0 191 | 1 618 | 1 007 | 0 05 | 0 05 | 0 005 | 568 299 | 0 017 | 0 015 |
| Pumps | 2021 | 2021Pumps9999 | 9999 | 0 233 | 3 409 | 1 074 | 0 072 | 0 072 | 0 005 | 568 3 | 0 021 | 0 015 |
| Pumps | 2022 | 2022Pumps15 | 15 | 0 707 | 4 408 | 3 519 | 0 203 | 0 203 | 0 008 | 568 299 | 0 063 | 0 015 |
| Pumps | 2022 | 2022Pumps25 | 25 | 0 739 | 4 47 | 2 426 | 0 193 | 0 193 | 0 007 | 568 299 | 0 066 | 0 015 |
| Pumps | 2022 | 2022Pumps50 | 50 | 0 614 | 3 846 | 4 048 | 0 152 | 0 152 | 0 007 | 568 299 | 0 055 | 0 015 |
| Pumps | 2022 | 2022Pumps120 | 120 | 0 321 | 2 708 | 3 404 | 0 142 | 0 142 | 0 006 | 568 299 | 0 029 | 0 015 |
| Pumps | 2022 | 2022Pumps175 | 175 | 0 242 | 1 86 | 2 969 | 0 085 | 0 085 | 0 006 | 568 299 | 0 021 | 0 015 |
| Pumps | 2022 | 2022Pumps250 | 250 | 0 186 | 1 534 | 1 025 | 0 045 | 0 045 | 0 006 | 568 299 | 0 016 | 0 015 |
| Pumps | 2022 | 2022Pumps500 | 500 | 0 18 | 1 404 | 1 001 | 0 044 | 0 044 | 0 005 | 568 3 | 0 016 | 0 015 |
| Pumps | 2022 | 2022Pumps750 | 750 | 0 181 | 1 432 | 1 001 | 0 044 | 0 044 | 0 005 | 568 3 | 0 016 | 0 015 |
| Pumps | 2022 | 2022Pumps9999 | 9999 | 0 219 | 3 236 | 1 058 | 0 065 | 0 065 | 0 005 | 568 299 | 0 019 | 0 015 |
| Pumps | 2023 | 2023Pumps15 | 15 | 0 698 | 4 359 | 3 508 | 0 194 | 0 194 | 0 008 | 568 299 | 0 063 | 0 015 |
| Pumps | 2023 | 2023Pumps25 | 25 | 0 728 | 4 447 | 2 407 | 0 186 | 0 186 | 0 007 | 568 299 | 0 065 | 0 015 |
| Pumps | 2023 | 2023Pumps50 | 50 | 0 565 | 3 734 | 4 007 | 0 131 | 0 131 | 0 007 | 568 299 | 0 051 | 0 015 |
| Pumps | 2023 | 2023Pumps120 | 120 | 0 299 | 2 511 | 3 398 | 0 123 | 0 123 | 0 006 | 568 299 | 0 026 | 0 015 |
| Pumps | 2023 | 2023Pumps175 | 175 | 0 227 | 1 662 | 2 971 | 0 075 | 0 075 | 0 006 | 568 299 | 0 02 | 0 015 |
| Pumps | 2023 | 2023Pumps250 | 250 | 0 177 | 1 351 | 1 021 | 0 04 | 0 04 | 0 006 | 568 299 | 0 015 | 0 015 |
| Pumps | 2023 | 2023Pumps500 | 500 | 0 171 | 1 246 | 0 998 | 0 038 | 0 038 | 0 005 | 568 3 | 0 015 | 0 015 |
| Pumps | 2023 | 2023Pumps750 | 750 | 0 173 | 1 271 | 0 998 | 0 039 | 0 039 | 0 005 | 568 299 | 0 015 | 0 015 |
| Pumps | 2023 | 2023Pumps9999 | 9999 | 0 207 | 3 09 | 1 043 | 0 059 | 0 059 | 0 005 | 568 299 | 0 018 | 0 015 |
| Pumps | 2024 | 2024Pumps15 | 15 | 0 69 | 4 316 | 3 499 | 0 188 | 0 188 | 0 008 | 568 299 | 0 062 | 0 015 |
| Pumps | 2024 | 2024Pumps25 | 25 | 0 718 | 4 426 | 2 39 | 0 181 | 0 181 | 0 007 | 568 299 | 0 064 | 0 015 |
| Pumps | 2024 | 2024Pumps50 | 50 | 0 523 | 3 63 | 3 974 | 0 114 | 0 114 | 0 007 | 568 299 | 0 047 | 0 015 |
| Pumps | 2024 | 2024Pumps120 | 120 | 0 279 | 2 352 | 3 393 | 0 107 | 0 107 | 0 006 | 568 299 | 0 025 | 0 015 |
| Pumps | 2024 | 2024Pumps175 | 175 | 0 213 | 1 486 | 2 973 | 0 065 | 0 065 | 0 006 | 568 299 | 0 019 | 0 015 |
| Pumps | 2024 | 2024Pumps250 | 250 | 0 168 | 1 189 | 1 018 | 0 034 | 0 034 | 0 006 | 568 3 | 0 015 | 0 015 |
| Pumps | 2024 | 2024Pumps500 | 500 | 0 164 | 1 098 | 0 994 | 0 033 | 0 033 | 0 005 | 568 299 | 0 014 | 0 015 |
| Pumps | 2024 | 2024Pumps750 | 750 | 0 164 | 1 12 | 0 994 | 0 034 | 0 034 | 0 005 | 568 299 | 0 014 | 0 015 |
| Pumps | 2024 | 2024Pumps9999 | 9999 | 0 196 | 2 96 | 1 031 | 0 054 | 0 054 | 0 005 | 568 299 | 0 017 | 0 015 |
| Pumps | 2025 | 2025Pumps15 | 15 | 0 683 | 4 278 | 3 491 | 0 183 | 0 183 | 0 008 | 568 299 | 0 061 | 0 015 |
| Pumps | 2025 | 2025Pumps25 | 25 | 0 709 | 4 407 | 2 376 | 0 177 | 0 177 | 0 007 | 568 299 | 0 064 | 0 015 |
| Pumps | 2025 | 2025Pumps50 | 50 | 0 485 | 3 528 | 3 943 | 0 099 | 0 099 | 0 007 | 568 299 | 0 043 | 0 015 |
| Pumps | 2025 | 2025Pumps120 | 120 | 0 261 | 2 213 | 3 389 | 0 092 | 0 092 | 0 006 | 568 299 | 0 023 | 0 015 |
| Pumps | 2025 | 2025Pumps175 | 175 | 0 199 | 1 318 | 2 974 | 0 056 | 0 056 | 0 006 | 568 3 | 0 018 | 0 015 |
| Pumps | 2025 | 2025Pumps250 | 250 | 0 159 | 1 038 | 1 016 | 0 029 | 0 029 | 0 006 | 568 299 | 0 014 | 0 015 |
| Pumps | 2025 | 2025Pumps500 | 500 | 0 156 | 0 958 | 0 992 | 0 028 | 0 028 | 0 005 | 568 3 | 0 014 | 0 015 |
| Pumps | 2025 | 2025Pumps750 | 750 | 0 157 | 0 977 | 0 992 | 0 029 | 0 029 | 0 005 | 568 3 | 0 014 | 0 015 |
| Pumps | 2025 | 2025Pumps9999 | 9999 | 0 186 | 2 84 | 1 02 | 0 049 | 0 049 | 0 005 | 568 299 | 0 016 | 0 015 |
| Pumps | 2030 | 2030Pumps15 | 15 | 0 663 | 4 164 | 3 47 | 0 166 | 0 166 | 0 008 | 568 299 | 0 059 | 0 015 |
| Pumps | 2030 | 2030Pumps25 | 25 | 0 687 | 4 347 | 2 34 | 0 165 | 0 165 | 0 007 | 568 3 | 0 061 | 0 015 |
| Pumps | 2030 | 2030Pumps50 | 50 | 0 348 | 3 146 | 3 814 | 0 04 | 0 04 | 0 007 | 568 299 | 0 031 | 0 015 |
| Pumps | 2030 | 2030Pumps120 | 120 | 0 193 | 1 662 | 3 367 | 0 036 | 0 036 | 0 006 | 568 299 | 0 017 | 0 015 |
| Pumps | 2030 | 2030Pumps175 | 175 | 0 142 | 0 61 | 2 973 | 0 024 | 0 024 | 0 006 | 568 299 | 0 012 | 0 015 |
| Pumps | 2030 | 2030Pumps250 | 250 | 0 13 | 0 511 | 1 013 | 0 016 | 0 016 | 0 006 | 568 299 | 0 011 | 0 015 |
| Pumps | 2030 | 2030Pumps500 | 500 | 0 129 | 0 482 | 0 989 | 0 016 | 0 016 | 0 005 | 568 299 | 0 011 | 0 015 |
| Pumps | 2030 | 2030Pumps750 | 750 | 0 129 | 0 488 | 0 989 | 0 016 | 0 016 | 0 005 | 568 299 | 0 011 | 0 015 |
| Pumps | 2030 | 2030Pumps9999 | 9999 | 0 139 | 2 504 | 0 99 | 0 03 | 0 03 | 0 005 | 568 299 | 0 012 | 0 015 |
| Pumps | 2035 | 2035Pumps15 | 15 | 0 661 | 4 143 | 3 469 | 0 162 | 0 162 | 0 008 | 568 299 | 0 059 | 0 015 |
| Pumps | 2035 | 2035Pumps25 | 25 | 0 685 | 4 332 | 2 34 | 0 162 | 0 162 | 0 007 | 568 299 | 0 061 | 0 015 |
| Pumps | 2035 | 2035Pumps50 | 50 | 0 306 | 3 028 | 3 778 | 0 019 | 0 019 | 0 007 | 568 299 | 0 027 | 0 015 |
| Pumps | 2035 | 2035Pumps120 | 120 | 0 17 | 1 47 | 3 36 | 0 017 | 0 017 | 0 006 | 568 299 | 0 015 | 0 015 |
| Pumps | 2035 | 2035Pumps175 | 175 | 0 123 | 0 377 | 2 973 | 0 014 | 0 014 | 0 006 | 568 299 | 0 011 | 0 015 |
| Pumps | 2035 | 2035Pumps250 | 250 | 0 119 | 0 335 | 1 012 | 0 011 | 0 011 | 0 006 | 568 299 | 0 01 | 0 015 |
| Pumps | 2035 | 2035Pumps500 | 500 | 0 119 | 0 331 | 0 989 | 0 011 | 0 011 | 0 005 | 568 299 | 0 01 | 0 015 |
| Pumps | 2035 | 2035Pumps750 | 750 | 0 119 | 0 331 | 0 989 | 0 011 | 0 011 | 0 005 | 568 299 | 0 01 | 0 015 |
| Pumps | 2035 | 2035Pumps9999 | 9999 | 0 124 | 2 38 | 0 989 | 0 023 | 0 023 | 0 005 | 568 299 | 0 011 | 0 015 |
| Pumps | 2040 | 2040Pumps15 | 15 | 0 661 | 4 142 | 3 469 | 0 161 | 0 161 | 0 008 | 568 299 | 0 059 | 0 015 |
| Pumps | 2040 | 2040Pumps25 | 25 | 0 685 | 4 332 | 2 339 | 0 161 | 0 161 | 0 007 | 568 299 | 0 061 | 0 015 |
| Pumps | 2040 | 2040Pumps50 | 50 | 0 303 | 2 976 | 3 77 | 0 013 | 0 013 | 0 007 | 568 299 | 0 027 | 0 015 |
| Pumps | 2040 | 2040Pumps120 | 120 | 0 165 | 1 41 | 3 358 | 0 012 | 0 012 | 0 006 | 568 299 | 0 014 | 0 015 |
| Pumps | 2040 | 2040Pumps175 | 175 | 0 116 | 0 295 | 2 971 | 0 01 | 0 01 | 0 006 | 568 299 | 0 01 | 0 015 |
| Pumps | 2040 | 2040Pumps250 | 250 | 0 114 | 0 279 | 1 012 | 0 009 | 0 009 | 0 006 | 568 299 | 0 01 | 0 015 |
| Pumps | 2040 | 2040Pumps500 | 500 | 0 114 | 0 279 | 0 989 | 0 009 | 0 009 | 0 005 | 568 299 | 0 01 | 0 015 |
| Pumps | 2040 | 2040Pumps750 | 750 | 0 114 | 0 279 | 0 989 | 0 009 | 0 009 | 0 005 | 568 299 | 0 01 | 0 015 |
| Pumps | 2040 | 2040Pumps9999 | 9999 | 0 116 | 2 347 | 0 989 | 0 02 | 0 02 | 0 005 | 568 299 | 0 01 | 0 015 |
| Rollers | 1990 | 1990Rollers15 | 15 | 1 804 | 9 999 | 4 999 | 0 975 | 0 975 | 1 049 | 568 299 | 0 162 | 0 015 |
| Rollers | 1990 | 1990Rollers25 | 25 | 2 213 | 6 919 | 4 999 | 0 741 | 0 741 | 0 855 | 568 299 | 0 199 | 0 015 |
| Rollers | 1990 | 1990Rollers50 | 50 | 4 738 | 7 927 | 9 598 | 1 256 | 1 256 | 0 871 | 568 299 | 0 427 | 0 015 |
| Rollers | 1990 | 1990Rollers120 | 120 | 2 372 | 15 111 | 5 756 | 1 332 | 1 332 | 0 791 | 568 3 | 0 214 | 0 015 |
| Rollers | 1990 | 1990Rollers175 | 175 | 1 889 | 14 858 | 5 165 | 1 046 | 1 046 | 0 758 | 568 299 | 0 17 | 0 015 |
| Rollers | 1990 | 1990Rollers250 | 250 | 1 889 | 14 858 | 5 165 | 1 046 | 1 046 | 0 758 | 568 299 | 0 17 | 0 015 |
| Rollers | 1990 | 1990Rollers500 | 500 | 1 669 | 14 103 | 11 266 | 0 896 | 0 896 | 0 662 | 568 299 | 0 15 | 0 015 |
| Rollers | 2000 | 2000Rollers15 | 15 | 1 475 | 8 242 | 4 49 | 0 676 | 0 676 | 0 079 | 568 3 | 0 133 | 0 015 |
| Rollers | 2000 | 2000Rollers25 | 25 | 1 958 | 6 358 | 4 53 | 0 563 | 0 563 | 0 065 | 568 299 | 0 176 | 0 015 |
| Rollers | 2000 | 2000Rollers50 | 50 | 4 027 | 6 941 | 8 379 | 0 861 | 0 861 | 0 066 | 568 299 | 0 363 | 0 015 |
| Rollers | 2000 | 2000Rollers120 | 120 | 1 793 | 10 425 | 4 585 | 0 844 | 0 844 | 0 06 | 568 299 | 0 161 | 0 015 |
| Rollers | 2000 | 2000Rollers175 | 175 | 1 21 | 9 501 | 3 749 | 0 503 | 0 503 | 0 057 | 568 299 | 0 109 | 0 015 |
| Rollers | 2000 | 2000Rollers250 | 250 | 1 047 | 9 211 | 3 108 | 0 427 | 0 427 | 0 057 | 568 299 | 0 094 | 0 015 |
| Rollers | 2000 | 2000Rollers500 | 500 | 0 956 | 8 821 | 5 254 | 0 379 | 0 379 | 0 05 | 568 299 | 0 086 | 0 015 |
| Rollers | 2005 | 2005Rollers15 | 15 | 0 766 | 5 228 | 3 469 | 0 361 | 0 361 | 0 079 | 568 299 | 0 069 | 0 015 |
| Rollers | 2005 | 2005Rollers25 | 25 | 0 915 | 5 412 | 2 642 | 0 347 | 0 347 | 0 065 | 568 299 | 0 082 | 0 015 |
| Rollers | 2005 | 2005Rollers50 | 50 | 3 647 | 6 51 | 7 864 | 0 808 | 0 808 | 0 066 | 568 299 | 0 329 | 0 015 |
| Rollers | 2005 | 2005Rollers120 | 120 | 1 563 | 8 963 | 4 289 | 0 79 | 0 79 | 0 06 | 568 299 | 0 141 | 0 015 |
| Rollers | 2005 | 2005Rollers175 | 175 | 1 023 | 8 18 | 3 44 | 0 441 | 0 441 | 0 057 | 568 299 | 0 092 | 0 015 |
| Rollers | 2005 | 2005Rollers250 | 250 | 0 788 | 7 822 | 2 262 | 0 319 | 0 319 | 0 057 | 568 299 | 0 071 | 0 015 |
| Rollers | 2005 | 2005Rollers500 | 500 | 0 697 | 7 196 | 3 183 | 0 282 | 0 282 | 0 05 | 568 299 | 0 062 | 0 015 |
| Rollers | 2010 | 2010Rollers15 | 15 | 1 376 | 5 58863 | 5 19619 | 0 5161 | 0 4748 | 0 0054 | 584 6125 | 0 1702 | 0 015 |
| Rollers | 2010 | 2010Rollers25 | 25 | 1 376 | 5 58863 | 5 19619 | 0 5161 | 0 4748 | 0 0054 | 584 6125 | 0 1702 | 0 015 |
| Rollers | 2010 | 2010Rollers50 | 50 | 1 376 | 5 58863 | 5 19619 | 0 5161 | 0 4748 | 0 0054 | 584 6125 | 0 1702 | 0 015 |
| Rollers | 2010 | 2010Rollers120 | 120 | 0 8267 | 7 50147 | 3 91429 | 0 5604 | 0 5155 | 0 0049 | 527 6279 | 0 1536 | 0 014 |
| Rollers | 2010 | 2010Rollers175 | 175 | 0 43 | 5 60543 | 3 00505 | 0 2643 | 0 2432 | 0 0049 | 524 1952 | 0 1526 | 0 013 |
| Rollers | 2010 | 2010Rollers250 | 250 | 0 5177 | 7 34127 | 2 19572 | 0 2682 | 0 2467 | 0 0049 | 526 2539 | 0 1532 | 0 013 |
| Rollers | 2010 | 2010Rollers500 | 500 | 0 5738 | 7 52047 | 4 92169 | 0 313 | 0 2879 | 0 005 | 533 878 | 0 1554 | 0 014 |
| Rollers | 2011 | 2011Rollers15 | 15 | 1 3444 | 5 5647 | 5 18315 | 0 5076 | 0 467 | 0 0054 | 583 1085 | 0 1702 | 0 015 |
| Rollers | 2011 | 2011Rollers25 | 25 | 1 3444 | 5 5647 | 5 18315 | 0 5076 | 0 467 | 0 0054 | 583 1085 | 0 1702 | 0 015 |
| Rollers | 2011 | 2011Rollers50 | 50 | 1 3444 | 5 5647 | 5 18315 | 0 5076 | 0 467 | 0 0054 | 583 1085 | 0 1702 | 0 015 |
| Rollers | 2011 | 2011Rollers120 | 120 | 0 7768 | 7 13388 | 3 86451 | 0 5333 | 0 4906 | 0 0049 | 525 9391 | 0 1535 | 0 013 |
| Rollers | 2011 | 2011Rollers175 | 175 | 0 4191 | 5 44712 | 3 00845 | 0 2574 | 0 2368 | 0 0049 | 522 9396 | 0 1526 | 0 013 |
| Rollers | 2011 | 2011Rollers250 | 250 | 0 4675 | 6 69107 | 2 03431 | 0 2418 | 0 2225 | 0 0049 | 524 8924 | 0 1532 | 0 013 |

| | | | | | | | | | | | | |
|---|---|---|---|---|---|---|---|---|---|---|---|---|
| Rollers | 2011 | 2011Rollers500 | 500 | 0.5019 | 6.64358 | 4.46947 | 0.2752 | 0.2532 | 0.0049 | 529.5965 | 0.1545 | 0.014 |
| Rollers | 2012 | 2012Rollers15 | 15 | 1.3648 | 5.568 | 5.26844 | 0.5114 | 0.4705 | 0.0054 | 581.6678 | 0.1702 | 0.015 |
| Rollers | 2012 | 2012Rollers25 | 25 | 1.3648 | 5.568 | 5.26844 | 0.5114 | 0.4705 | 0.0054 | 581.6678 | 0.1702 | 0.015 |
| Rollers | 2012 | 2012Rollers50 | 50 | 1.3648 | 5.568 | 5.26844 | 0.5114 | 0.4705 | 0.0054 | 581.6678 | 0.1702 | 0.015 |
| Rollers | 2012 | 2012Rollers120 | 120 | 0.7765 | 7.08604 | 3.87893 | 0.5337 | 0.491 | 0.0049 | 524.5269 | 0.1534 | 0.013 |
| Rollers | 2012 | 2012Rollers175 | 175 | 0.4183 | 5.38313 | 3.02294 | 0.2553 | 0.2349 | 0.0049 | 521.5511 | 0.1526 | 0.013 |
| Rollers | 2012 | 2012Rollers250 | 250 | 0.467 | 6.64215 | 2.02691 | 0.2409 | 0.2217 | 0.0049 | 523.5608 | 0.1532 | 0.013 |
| Rollers | 2012 | 2012Rollers500 | 500 | 0.508 | 6.66671 | 4.53336 | 0.2778 | 0.2556 | 0.0049 | 528.1357 | 0.1545 | 0.014 |
| Rollers | 2013 | 2013Rollers15 | 15 | 1.3428 | 5.50162 | 5.27142 | 0.5 | 0.46 | 0.0054 | 578.8662 | 0.1702 | 0.015 |
| Rollers | 2013 | 2013Rollers25 | 25 | 1.3428 | 5.50162 | 5.27142 | 0.5 | 0.46 | 0.0054 | 578.8662 | 0.1702 | 0.015 |
| Rollers | 2013 | 2013Rollers50 | 50 | 1.3428 | 5.50162 | 5.27142 | 0.5 | 0.46 | 0.0054 | 578.8662 | 0.1702 | 0.015 |
| Rollers | 2013 | 2013Rollers120 | 120 | 0.7341 | 6.74964 | 3.84356 | 0.5039 | 0.4636 | 0.0049 | 521.8163 | 0.1534 | 0.013 |
| Rollers | 2013 | 2013Rollers175 | 175 | 0.3935 | 5.11335 | 3.00794 | 0.2377 | 0.2187 | 0.0049 | 519.0689 | 0.1526 | 0.013 |
| Rollers | 2013 | 2013Rollers250 | 250 | 0.4162 | 5.94235 | 1.86858 | 0.2127 | 0.1957 | 0.0049 | 520.4083 | 0.153 | 0.013 |
| Rollers | 2013 | 2013Rollers500 | 500 | 0.3952 | 5.43748 | 3.53436 | 0.2133 | 0.1962 | 0.0049 | 524.7654 | 0.1543 | 0.013 |
| Rollers | 2014 | 2014Rollers15 | 15 | 1.308 | 5.39309 | 5.24275 | 0.4836 | 0.4449 | 0.0054 | 575.7953 | 0.1702 | 0.015 |
| Rollers | 2014 | 2014Rollers25 | 25 | 1.308 | 5.39309 | 5.24275 | 0.4836 | 0.4449 | 0.0054 | 575.7953 | 0.1702 | 0.015 |
| Rollers | 2014 | 2014Rollers50 | 50 | 1.308 | 5.39309 | 5.24275 | 0.4836 | 0.4449 | 0.0054 | 575.7953 | 0.1702 | 0.015 |
| Rollers | 2014 | 2014Rollers120 | 120 | 0.695 | 6.39036 | 3.80915 | 0.4759 | 0.4378 | 0.0049 | 518.7866 | 0.1533 | 0.013 |
| Rollers | 2014 | 2014Rollers175 | 175 | 0.3679 | 4.72375 | 2.99804 | 0.2191 | 0.2016 | 0.0049 | 516.591 | 0.1527 | 0.013 |
| Rollers | 2014 | 2014Rollers250 | 250 | 0.3812 | 5.40344 | 1.75988 | 0.1914 | 0.1761 | 0.0049 | 517.8111 | 0.153 | 0.013 |
| Rollers | 2014 | 2014Rollers500 | 500 | 0.3778 | 5.18322 | 3.3182 | 0.2015 | 0.1854 | 0.0049 | 522.0518 | 0.1543 | 0.013 |
| Rollers | 2015 | 2015Rollers15 | 15 | 1.3105 | 5.36547 | 5.29043 | 0.4811 | 0.4427 | 0.0054 | 569.9207 | 0.1701 | 0.015 |
| Rollers | 2015 | 2015Rollers25 | 25 | 1.3105 | 5.36547 | 5.29043 | 0.4811 | 0.4427 | 0.0054 | 569.9207 | 0.1701 | 0.015 |
| Rollers | 2015 | 2015Rollers50 | 50 | 1.3105 | 5.36547 | 5.29043 | 0.4811 | 0.4427 | 0.0054 | 569.9207 | 0.1701 | 0.015 |
| Rollers | 2015 | 2015Rollers120 | 120 | 0.6833 | 6.27158 | 3.80891 | 0.4674 | 0.43 | 0.0049 | 513.5052 | 0.1533 | 0.013 |
| Rollers | 2015 | 2015Rollers175 | 175 | 0.3639 | 4.63035 | 3.00605 | 0.2155 | 0.1982 | 0.0049 | 511.3935 | 0.1527 | 0.013 |
| Rollers | 2015 | 2015Rollers250 | 250 | 0.347 | 4.93191 | 1.65049 | 0.1708 | 0.1572 | 0.0049 | 512.8234 | 0.1531 | 0.013 |
| Rollers | 2015 | 2015Rollers500 | 500 | 0.3709 | 5.03147 | 3.24549 | 0.195 | 0.1794 | 0.0049 | 517.2848 | 0.1544 | 0.013 |
| Rollers | 2016 | 2016Rollers15 | 15 | 1.2594 | 5.2356 | 5.23066 | 0.4594 | 0.4226 | 0.0054 | 563.9722 | 0.1701 | 0.014 |
| Rollers | 2016 | 2016Rollers25 | 25 | 1.2594 | 5.2356 | 5.23066 | 0.4594 | 0.4226 | 0.0054 | 563.9722 | 0.1701 | 0.014 |
| Rollers | 2016 | 2016Rollers50 | 50 | 1.2594 | 5.2356 | 5.23066 | 0.4594 | 0.4226 | 0.0054 | 563.9722 | 0.1701 | 0.014 |
| Rollers | 2016 | 2016Rollers120 | 120 | 0.6282 | 5.80563 | 3.75537 | 0.4275 | 0.3933 | 0.0049 | 508.1987 | 0.1533 | 0.013 |
| Rollers | 2016 | 2016Rollers175 | 175 | 0.3378 | 4.23872 | 2.99334 | 0.197 | 0.1812 | 0.0049 | 505.9041 | 0.1526 | 0.013 |
| Rollers | 2016 | 2016Rollers250 | 250 | 0.308 | 4.39492 | 1.50673 | 0.15 | 0.138 | 0.0049 | 507.6939 | 0.1531 | 0.013 |
| Rollers | 2016 | 2016Rollers500 | 500 | 0.334 | 4.45617 | 2.95647 | 0.1731 | 0.1592 | 0.0049 | 513.4154 | 0.1549 | 0.013 |
| Rollers | 2017 | 2017Rollers15 | 15 | 1.1977 | 5.09771 | 5.14727 | 0.4357 | 0.4008 | 0.0054 | 555.0199 | 0.1701 | 0.014 |
| Rollers | 2017 | 2017Rollers25 | 25 | 1.1977 | 5.09771 | 5.14727 | 0.4357 | 0.4008 | 0.0054 | 555.0199 | 0.1701 | 0.014 |
| Rollers | 2017 | 2017Rollers50 | 50 | 1.1977 | 5.09771 | 5.14727 | 0.4357 | 0.4008 | 0.0054 | 555.0199 | 0.1701 | 0.014 |
| Rollers | 2017 | 2017Rollers120 | 120 | 0.5799 | 5.4114 | 3.71315 | 0.3921 | 0.3607 | 0.0049 | 500.1525 | 0.1532 | 0.013 |
| Rollers | 2017 | 2017Rollers175 | 175 | 0.3138 | 3.87384 | 2.98069 | 0.1804 | 0.1659 | 0.0049 | 497.9088 | 0.1526 | 0.013 |
| Rollers | 2017 | 2017Rollers250 | 250 | 0.2742 | 3.92097 | 1.40849 | 0.1294 | 0.1191 | 0.0049 | 499.7021 | 0.1531 | 0.013 |
| Rollers | 2017 | 2017Rollers500 | 500 | 0.2968 | 3.84047 | 2.68487 | 0.1501 | 0.1381 | 0.0049 | 505.8318 | 0.155 | 0.013 |
| Rollers | 2018 | 2018Rollers15 | 15 | 1.0644 | 4.8416 | 4.92335 | 0.3867 | 0.3557 | 0.0054 | 546.2905 | 0.1701 | 0.014 |
| Rollers | 2018 | 2018Rollers25 | 25 | 1.0644 | 4.8416 | 4.92335 | 0.3867 | 0.3557 | 0.0054 | 546.2905 | 0.1701 | 0.014 |
| Rollers | 2018 | 2018Rollers50 | 50 | 1.0644 | 4.8416 | 4.92335 | 0.3867 | 0.3557 | 0.0054 | 546.2905 | 0.1701 | 0.014 |
| Rollers | 2018 | 2018Rollers120 | 120 | 0.481 | 4.65049 | 3.60981 | 0.32 | 0.2944 | 0.0049 | 492.2118 | 0.1532 | 0.013 |
| Rollers | 2018 | 2018Rollers175 | 175 | 0.2652 | 3.18126 | 2.94895 | 0.1472 | 0.1355 | 0.0049 | 490.1805 | 0.1526 | 0.013 |
| Rollers | 2018 | 2018Rollers250 | 250 | 0.2113 | 2.99492 | 1.24341 | 0.0938 | 0.0863 | 0.0049 | 491.6643 | 0.1531 | 0.013 |
| Rollers | 2018 | 2018Rollers500 | 500 | 0.2448 | 3.09814 | 2.23145 | 0.1191 | 0.1095 | 0.005 | 497.9962 | 0.155 | 0.013 |
| Rollers | 2019 | 2019Rollers15 | 15 | 0.9719 | 4.64491 | 4.77841 | 0.3493 | 0.3213 | 0.0054 | 537.546 | 0.1701 | 0.014 |
| Rollers | 2019 | 2019Rollers25 | 25 | 0.9719 | 4.64491 | 4.77841 | 0.3493 | 0.3213 | 0.0054 | 537.546 | 0.1701 | 0.014 |
| Rollers | 2019 | 2019Rollers50 | 50 | 0.9719 | 4.64491 | 4.77841 | 0.3493 | 0.3213 | 0.0054 | 537.546 | 0.1701 | 0.014 |
| Rollers | 2019 | 2019Rollers120 | 120 | 0.4225 | 4.17949 | 3.55726 | 0.2748 | 0.2528 | 0.0049 | 484.3362 | 0.1532 | 0.012 |
| Rollers | 2019 | 2019Rollers175 | 175 | 0.2309 | 2.69941 | 2.93251 | 0.1239 | 0.114 | 0.0049 | 482.4531 | 0.1526 | 0.012 |
| Rollers | 2019 | 2019Rollers250 | 250 | 0.2105 | 2.88327 | 1.24854 | 0.0918 | 0.0844 | 0.0049 | 483.7769 | 0.1531 | 0.012 |
| Rollers | 2019 | 2019Rollers500 | 500 | 0.2341 | 2.90839 | 2.10142 | 0.1109 | 0.102 | 0.005 | 489.9774 | 0.155 | 0.013 |
| Rollers | 2020 | 2020Rollers15 | 15 | 0.9261 | 4.53426 | 4.72504 | 0.3289 | 0.3026 | 0.0054 | 525.8798 | 0.1701 | 0.013 |
| Rollers | 2020 | 2020Rollers25 | 25 | 0.9261 | 4.53426 | 4.72504 | 0.3289 | 0.3026 | 0.0054 | 525.8798 | 0.1701 | 0.013 |
| Rollers | 2020 | 2020Rollers50 | 50 | 0.9261 | 4.53426 | 4.72504 | 0.3289 | 0.3026 | 0.0054 | 525.8798 | 0.1701 | 0.013 |
| Rollers | 2020 | 2020Rollers120 | 120 | 0.3882 | 3.88153 | 3.53135 | 0.2475 | 0.2277 | 0.0049 | 473.8594 | 0.1533 | 0.012 |
| Rollers | 2020 | 2020Rollers175 | 175 | 0.2152 | 2.45176 | 2.93333 | 0.1126 | 0.1036 | 0.0049 | 471.9177 | 0.1526 | 0.012 |
| Rollers | 2020 | 2020Rollers250 | 250 | 0.2085 | 2.75095 | 1.25343 | 0.0892 | 0.082 | 0.0049 | 473.3669 | 0.1531 | 0.012 |
| Rollers | 2020 | 2020Rollers500 | 500 | 0.235 | 2.82823 | 2.11346 | 0.1094 | 0.1007 | 0.005 | 479.3254 | 0.155 | 0.012 |
| Rollers | 2021 | 2021Rollers15 | 15 | 0.8475 | 4.35097 | 4.59681 | 0.2938 | 0.2703 | 0.0054 | 525.7908 | 0.1701 | 0.013 |
| Rollers | 2021 | 2021Rollers25 | 25 | 0.8475 | 4.35097 | 4.59681 | 0.2938 | 0.2703 | 0.0054 | 525.7908 | 0.1701 | 0.013 |
| Rollers | 2021 | 2021Rollers50 | 50 | 0.8475 | 4.35097 | 4.59681 | 0.2938 | 0.2703 | 0.0054 | 525.7908 | 0.1701 | 0.013 |
| Rollers | 2021 | 2021Rollers120 | 120 | 0.3534 | 3.5889 | 3.50719 | 0.2194 | 0.2018 | 0.0049 | 473.9012 | 0.1533 | 0.012 |
| Rollers | 2021 | 2021Rollers175 | 175 | 0.1929 | 2.11691 | 2.9256 | 0.0973 | 0.0895 | 0.0049 | 471.9799 | 0.1526 | 0.012 |
| Rollers | 2021 | 2021Rollers250 | 250 | 0.1965 | 2.49332 | 1.22849 | 0.081 | 0.0746 | 0.0049 | 473.4704 | 0.1531 | 0.012 |
| Rollers | 2021 | 2021Rollers500 | 500 | 0.2205 | 2.58936 | 1.94995 | 0.0997 | 0.0918 | 0.005 | 479.3294 | 0.155 | 0.012 |
| Rollers | 2022 | 2022Rollers15 | 15 | 0.7382 | 4.12773 | 4.40241 | 0.2501 | 0.2301 | 0.0054 | 525.691 | 0.17 | 0.013 |
| Rollers | 2022 | 2022Rollers25 | 25 | 0.7382 | 4.12773 | 4.40241 | 0.2501 | 0.2301 | 0.0054 | 525.691 | 0.17 | 0.013 |
| Rollers | 2022 | 2022Rollers50 | 50 | 0.7382 | 4.12773 | 4.40241 | 0.2501 | 0.2301 | 0.0054 | 525.691 | 0.17 | 0.013 |
| Rollers | 2022 | 2022Rollers120 | 120 | 0.3101 | 3.21896 | 3.46973 | 0.1855 | 0.1707 | 0.0049 | 473.9291 | 0.1533 | 0.012 |
| Rollers | 2022 | 2022Rollers175 | 175 | 0.1643 | 1.71408 | 2.91331 | 0.0787 | 0.0724 | 0.0049 | 471.9475 | 0.1526 | 0.012 |
| Rollers | 2022 | 2022Rollers250 | 250 | 0.1865 | 2.2116 | 1.22821 | 0.0768 | 0.0707 | 0.0049 | 473.5135 | 0.1531 | 0.012 |
| Rollers | 2022 | 2022Rollers500 | 500 | 0.2178 | 2.46341 | 1.95495 | 0.0972 | 0.0894 | 0.0049 | 478.9817 | 0.1549 | 0.012 |
| Rollers | 2023 | 2023Rollers15 | 15 | 0.6606 | 3.9211 | 4.25236 | 0.2115 | 0.1946 | 0.0054 | 525.8616 | 0.1701 | 0.013 |
| Rollers | 2023 | 2023Rollers25 | 25 | 0.6606 | 3.9211 | 4.25236 | 0.2115 | 0.1946 | 0.0054 | 525.8616 | 0.1701 | 0.013 |
| Rollers | 2023 | 2023Rollers50 | 50 | 0.6606 | 3.9211 | 4.25236 | 0.2115 | 0.1946 | 0.0054 | 525.8616 | 0.1701 | 0.013 |
| Rollers | 2023 | 2023Rollers120 | 120 | 0.2867 | 3.00302 | 3.45461 | 0.1652 | 0.152 | 0.0049 | 473.9363 | 0.1533 | 0.012 |
| Rollers | 2023 | 2023Rollers175 | 175 | 0.1499 | 1.4833 | 2.90949 | 0.0677 | 0.0622 | 0.0049 | 471.9351 | 0.1526 | 0.012 |
| Rollers | 2023 | 2023Rollers250 | 250 | 0.1881 | 2.17272 | 1.23448 | 0.0763 | 0.0702 | 0.0049 | 473.5164 | 0.1531 | 0.012 |
| Rollers | 2023 | 2023Rollers500 | 500 | 0.2114 | 2.29003 | 1.95626 | 0.0926 | 0.0852 | 0.0049 | 478.3028 | 0.1547 | 0.012 |
| Rollers | 2024 | 2024Rollers15 | 15 | 0.6205 | 3.82449 | 4.20667 | 0.1925 | 0.1771 | 0.0054 | 525.9565 | 0.1701 | 0.013 |
| Rollers | 2024 | 2024Rollers25 | 25 | 0.6205 | 3.82449 | 4.20667 | 0.1925 | 0.1771 | 0.0054 | 525.9565 | 0.1701 | 0.013 |
| Rollers | 2024 | 2024Rollers50 | 50 | 0.6205 | 3.82449 | 4.20667 | 0.1925 | 0.1771 | 0.0054 | 525.9565 | 0.1701 | 0.013 |
| Rollers | 2024 | 2024Rollers120 | 120 | 0.2718 | 2.843 | 3.45055 | 0.1505 | 0.1384 | 0.0049 | 474.0072 | 0.1533 | 0.012 |
| Rollers | 2024 | 2024Rollers175 | 175 | 0.1414 | 1.32428 | 2.91426 | 0.0605 | 0.0557 | 0.0049 | 472.012 | 0.1527 | 0.012 |
| Rollers | 2024 | 2024Rollers250 | 250 | 0.1794 | 1.97675 | 1.21417 | 0.0696 | 0.064 | 0.0049 | 473.512 | 0.1531 | 0.012 |
| Rollers | 2024 | 2024Rollers500 | 500 | 0.2099 | 2.21612 | 1.96121 | 0.0901 | 0.0829 | 0.0049 | 477.9001 | 0.1546 | 0.012 |
| Rollers | 2025 | 2025Rollers15 | 15 | 0.5689 | 3.68893 | 4.12543 | 0.167 | 0.1536 | 0.0054 | 526.1406 | 0.1702 | 0.013 |
| Rollers | 2025 | 2025Rollers25 | 25 | 0.5689 | 3.68893 | 4.12543 | 0.167 | 0.1536 | 0.0054 | 526.1406 | 0.1702 | 0.013 |
| Rollers | 2025 | 2025Rollers50 | 50 | 0.5689 | 3.68893 | 4.12543 | 0.167 | 0.1536 | 0.0054 | 526.1406 | 0.1702 | 0.013 |
| Rollers | 2025 | 2025Rollers120 | 120 | 0.2554 | 2.69137 | 3.44432 | 0.1354 | 0.1245 | 0.0049 | 473.851 | 0.1533 | 0.012 |
| Rollers | 2025 | 2025Rollers175 | 175 | 0.1267 | 1.10088 | 2.90859 | 0.0494 | 0.0455 | 0.0049 | 471.9696 | 0.1526 | 0.012 |
| Rollers | 2025 | 2025Rollers250 | 250 | 0.1729 | 1.78252 | 1.21477 | 0.0656 | 0.0603 | 0.0049 | 473.6813 | 0.1532 | 0.012 |
| Rollers | 2025 | 2025Rollers500 | 500 | 0.2116 | 2.19998 | 1.96754 | 0.0905 | 0.0832 | 0.0049 | 477.5732 | 0.1545 | 0.012 |
| Rollers | 2030 | 2030Rollers15 | 15 | 0.661 | 4.142 | 3.469 | 0.161 | 0.161 | 0.008 | 568.299 | 0.059 | 0.015 |
| Rollers | 2030 | 2030Rollers25 | 25 | 0.685 | 4.332 | 2.339 | 0.161 | 0.161 | 0.007 | 568.299 | 0.061 | 0.015 |
| Rollers | 2030 | 2030Rollers50 | 50 | 0.587 | 3.48 | 4.784 | 0.073 | 0.073 | 0.007 | 568.299 | 0.053 | 0.015 |
| Rollers | 2030 | 2030Rollers120 | 120 | 0.299 | 1.95 | 3.639 | 0.066 | 0.066 | 0.006 | 568.299 | 0.027 | 0.015 |
| Rollers | 2030 | 2030Rollers175 | 175 | 0.223 | 0.907 | 3.203 | 0.042 | 0.042 | 0.006 | 568.299 | 0.02 | 0.015 |
| Rollers | 2030 | 2030Rollers250 | 250 | 0.195 | 0.745 | 1.099 | 0.024 | 0.024 | 0.006 | 568.299 | 0.017 | 0.015 |
| Rollers | 2030 | 2030Rollers500 | 500 | 0.193 | 0.697 | 1.056 | 0.023 | 0.023 | 0.005 | 568.299 | 0.017 | 0.015 |
| Rollers | 2035 | 2035Rollers15 | 15 | 0.661 | 4.142 | 3.469 | 0.161 | 0.161 | 0.008 | 568.299 | 0.059 | 0.015 |
| Rollers | 2035 | 2035Rollers25 | 25 | 0.685 | 4.332 | 2.34 | 0.161 | 0.161 | 0.007 | 568.3 | 0.061 | 0.015 |
| Rollers | 2035 | 2035Rollers50 | 50 | 0.507 | 3.28 | 4.711 | 0.038 | 0.038 | 0.007 | 568.299 | 0.045 | 0.015 |
| Rollers | 2035 | 2035Rollers120 | 120 | 0.258 | 1.65 | 3.629 | 0.035 | 0.035 | 0.006 | 568.299 | 0.023 | 0.015 |
| Rollers | 2035 | 2035Rollers175 | 175 | 0.184 | 0.523 | 3.204 | 0.023 | 0.023 | 0.006 | 568.299 | 0.016 | 0.015 |
| Rollers | 2035 | 2035Rollers250 | 250 | 0.173 | 0.465 | 1.091 | 0.016 | 0.016 | 0.006 | 568.299 | 0.015 | 0.015 |
| Rollers | 2035 | 2035Rollers500 | 500 | 0.172 | 0.442 | 1.048 | 0.016 | 0.016 | 0.005 | 568.3 | 0.015 | 0.015 |

| | | | | | | | | | | | |
|---|---|---|---|---|---|---|---|---|---|---|---|
| Rollers | 2040 | 2040Rollers15 | 15 | 0 661 | 4 142 | 3 469 | 0 161 | 0 161 | 0 008 | 568 299 | 0 059 | 0 015 |
| Rollers | 2040 | 2040Rollers25 | 25 | 0.685 | 4 332 | 2 339 | 0 161 | 0 161 | 0.007 | 568 299 | 0.061 | 0.015 |
| Rollers | 2040 | 2040Rollers50 | 50 | 0 469 | 3.207 | 4 682 | 0 024 | 0 024 | 0 007 | 568 299 | 0.042 | 0.015 |
| Rollers | 2040 | 2040Rollers120 | 120 | 0.24 | 1.525 | 3 625 | 0.021 | 0 021 | 0.006 | 568 299 | 0.021 | 0.015 |
| Rollers | 2040 | 2040Rollers175 | 175 | 0 168 | 0 373 | 3 205 | 0 015 | 0.015 | 0.006 | 568 299 | 0.015 | 0 015 |
| Rollers | 2040 | 2040Rollers250 | 250 | 0 165 | 0 348 | 1 092 | 0 012 | 0 012 | 0 006 | 568.299 | 0 014 | 0 015 |
| Rollers | 2040 | 2040Rollers500 | 500 | 0 165 | 0.341 | 1 048 | 0 012 | 0 012 | 0 005 | 568 299 | 0 014 | 0 015 |
| Rough Terrain Forklifts | 1990 | 1990Rough Terrain Forklifts50 | 50 | 5 191 | 8 098 | 10 416 | 1.348 | 1.348 | 0 871 | 568 299 | 0.468 | 0.015 |
| Rough Terrain Forklifts | 1990 | 1990Rough Terrain Forklifts120 | 120 | 2 52 | 15 753 | 6 008 | 1 432 | 1 432 | 0 791 | 568 299 | 0 227 | 0 015 |
| Rough Terrain Forklifts | 1990 | 1990Rough Terrain Forklifts175 | 175 | 2 092 | 15 888 | 5 422 | 1 178 | 1 178 | 0 758 | 568 299 | 0 188 | 0 015 |
| Rough Terrain Forklifts | 1990 | 1990Rough Terrain Forklifts250 | 250 | 2 092 | 15 888 | 5 422 | 1 178 | 1 178 | 0 758 | 568 299 | 0 188 | 0 015 |
| Rough Terrain Forklifts | 1990 | 1990Rough Terrain Forklifts500 | 500 | 1 834 | 14 986 | 12 637 | 0 998 | 0 998 | 0 662 | 568 299 | 0 165 | 0 015 |
| Rough Terrain Forklifts | 2000 | 2000Rough Terrain Forklifts50 | 50 | 4 378 | 7 041 | 9 045 | 0 919 | 0 919 | 0 066 | 568 3 | 0 395 | 0 015 |
| Rough Terrain Forklifts | 2000 | 2000Rough Terrain Forklifts120 | 120 | 1 802 | 10 225 | 4 574 | 0 881 | 0 881 | 0 06 | 568 299 | 0 162 | 0 015 |
| Rough Terrain Forklifts | 2000 | 2000Rough Terrain Forklifts175 | 175 | 1 215 | 9 36 | 3 676 | 0 511 | 0 511 | 0 057 | 568 3 | 0 109 | 0 015 |
| Rough Terrain Forklifts | 2000 | 2000Rough Terrain Forklifts250 | 250 | 1 02 | 9 021 | 2 927 | 0 418 | 0 418 | 0 057 | 568 299 | 0 092 | 0 015 |
| Rough Terrain Forklifts | 2000 | 2000Rough Terrain Forklifts500 | 500 | 0 929 | 8 59 | 4 415 | 0.37 | 0 37 | 0.05 | 568 299 | 0 083 | 0 015 |
| Rough Terrain Forklifts | 2005 | 2005Rough Terrain Forklifts50 | 50 | 3 839 | 6 528 | 8 285 | 0 844 | 0 844 | 0 066 | 568 299 | 0 346 | 0 015 |
| Rough Terrain Forklifts | 2005 | 2005Rough Terrain Forklifts120 | 120 | 1 555 | 8 677 | 4 289 | 0 82 | 0 82 | 0 06 | 568 299 | 0 14 | 0 015 |
| Rough Terrain Forklifts | 2005 | 2005Rough Terrain Forklifts175 | 175 | 1 016 | 7 941 | 3 403 | 0 447 | 0 447 | 0 057 | 568 3 | 0 091 | 0 015 |
| Rough Terrain Forklifts | 2005 | 2005Rough Terrain Forklifts250 | 250 | 0 728 | 7 52 | 1 995 | 0 289 | 0.289 | 0 057 | 568 299 | 0 065 | 0 015 |
| Rough Terrain Forklifts | 2005 | 2005Rough Terrain Forklifts500 | 500 | 0 643 | 6 82 | 2 406 | 0 258 | 0 258 | 0 05 | 568 299 | 0 058 | 0 015 |
| Rough Terrain Forklifts | 2010 | 2010Rough Terrain Forklifts50 | 50 | 1 2727 | 5 57504 | 4 9076 | 0 4947 | 0 4551 | 0.0054 | 583 8316 | 0 1699 | 0 015 |
| Rough Terrain Forklifts | 2010 | 2010Rough Terrain Forklifts120 | 120 | 0 5108 | 5 81073 | 3 47103 | 0 3855 | 0 3547 | 0 0049 | 525 5318 | 0 153 | 0 013 |
| Rough Terrain Forklifts | 2010 | 2010Rough Terrain Forklifts175 | 175 | 0 3165 | 4 78775 | 2 9137 | 0 2124 | 0 1954 | 0 0049 | 524 1127 | 0 1526 | 0 013 |
| Rough Terrain Forklifts | 2010 | 2010Rough Terrain Forklifts250 | 250 | 0 6379 | 7 87723 | 2 86785 | 0 3508 | 0 3228 | 0 0045 | 527 6921 | 0 1536 | 0 014 |
| Rough Terrain Forklifts | 2010 | 2010Rough Terrain Forklifts500 | 500 | 0 3249 | 5 79984 | 1 82955 | 0 1682 | 0 1548 | 0 0048 | 518 8116 | 0 151 | 0 013 |
| Rough Terrain Forklifts | 2011 | 2011Rough Terrain Forklifts50 | 50 | 1 2137 | 5 52279 | 4 83823 | 0 4799 | 0 4415 | 0 0054 | 582 3751 | 0 1699 | 0 015 |
| Rough Terrain Forklifts | 2011 | 2011Rough Terrain Forklifts120 | 120 | 0 4614 | 5 4371 | 3 4365 | 0 3519 | 0 3238 | 0 0049 | 524 0504 | 0 1529 | 0 013 |
| Rough Terrain Forklifts | 2011 | 2011Rough Terrain Forklifts175 | 175 | 0 2853 | 4 45534 | 2 87624 | 0 1925 | 0 1771 | 0 0049 | 522 735 | 0 1525 | 0 013 |
| Rough Terrain Forklifts | 2011 | 2011Rough Terrain Forklifts250 | 250 | 0 5769 | 7 1588 | 2 63351 | 0 317 | 0 2916 | 0 0049 | 525 8441 | 0 1534 | 0 013 |
| Rough Terrain Forklifts | 2011 | 2011Rough Terrain Forklifts500 | 500 | 0 3282 | 5 81691 | 1 84589 | 0 1697 | 0 1561 | 0 0048 | 517 5182 | 0 151 | 0 013 |
| Rough Terrain Forklifts | 2012 | 2012Rough Terrain Forklifts50 | 50 | 1 2109 | 5 49331 | 4 88018 | 0 4762 | 0 4381 | 0 0054 | 580 9231 | 0 1699 | 0 015 |
| Rough Terrain Forklifts | 2012 | 2012Rough Terrain Forklifts120 | 120 | 0 4457 | 5 29115 | 3 43501 | 0 3397 | 0 3125 | 0 0049 | 522 6299 | 0 1529 | 0 013 |
| Rough Terrain Forklifts | 2012 | 2012Rough Terrain Forklifts175 | 175 | 0 2826 | 4 38447 | 2 88643 | 0 1886 | 0 1735 | 0 0049 | 521 4414 | 0 1525 | 0 013 |
| Rough Terrain Forklifts | 2012 | 2012Rough Terrain Forklifts250 | 250 | 0 5824 | 7 11155 | 2 65596 | 0 3186 | 0 2932 | 0 0049 | 524 4406 | 0 1534 | 0 013 |
| Rough Terrain Forklifts | 2012 | 2012Rough Terrain Forklifts500 | 500 | 0 3317 | 5 83389 | 1 86253 | 0 1711 | 0 1574 | 0 0048 | 516 2249 | 0 151 | 0 013 |
| Rough Terrain Forklifts | 2013 | 2013Rough Terrain Forklifts50 | 50 | 1 1993 | 5 34043 | 4 88715 | 0 4536 | 0 4173 | 0 0054 | 578 2559 | 0 17 | 0 015 |
| Rough Terrain Forklifts | 2013 | 2013Rough Terrain Forklifts120 | 120 | 0 3948 | 4 92337 | 3 39906 | 0 2987 | 0 2748 | 0 0049 | 519 906 | 0 1529 | 0 013 |
| Rough Terrain Forklifts | 2013 | 2013Rough Terrain Forklifts175 | 175 | 0 2385 | 3 90677 | 2 86094 | 0 153 | 0 1408 | 0 0049 | 518 7027 | 0 1525 | 0 013 |
| Rough Terrain Forklifts | 2013 | 2013Rough Terrain Forklifts250 | 250 | 0 3517 | 4 79966 | 1 88921 | 0 1835 | 0 1688 | 0 0049 | 521 6392 | 0 1534 | 0 013 |
| Rough Terrain Forklifts | 2013 | 2013Rough Terrain Forklifts500 | 500 | 0 2814 | 4 62017 | 1 86541 | 0 1406 | 0 1294 | 0 0048 | 514 2815 | 0 1512 | 0 013 |
| Rough Terrain Forklifts | 2014 | 2014Rough Terrain Forklifts50 | 50 | 1 182 | 5 22634 | 4 88713 | 0 4359 | 0 401 | 0 0054 | 575 3526 | 0 17 | 0 015 |
| Rough Terrain Forklifts | 2014 | 2014Rough Terrain Forklifts120 | 120 | 0 3507 | 4 46728 | 3 36705 | 0 261 | 0 2401 | 0 0049 | 517 2602 | 0 1529 | 0 013 |
| Rough Terrain Forklifts | 2014 | 2014Rough Terrain Forklifts175 | 175 | 0 2214 | 3 59442 | 2 85182 | 0 1395 | 0 1283 | 0 0049 | 516 0907 | 0 1525 | 0 013 |
| Rough Terrain Forklifts | 2014 | 2014Rough Terrain Forklifts250 | 250 | 0 1862 | 2 98369 | 1 21218 | 0 0871 | 0 0801 | 0 0049 | 517 7663 | 0 153 | 0 013 |
| Rough Terrain Forklifts | 2014 | 2014Rough Terrain Forklifts500 | 500 | 0 1701 | 3 49973 | 0 95399 | 0 0761 | 0 0701 | 0 0048 | 511 6567 | 0 1512 | 0 013 |
| Rough Terrain Forklifts | 2015 | 2015Rough Terrain Forklifts50 | 50 | 1 1888 | 5 18984 | 4 93325 | 0 4314 | 0 3969 | 0 0054 | 569 4875 | 0 17 | 0 015 |
| Rough Terrain Forklifts | 2015 | 2015Rough Terrain Forklifts120 | 120 | 0 3377 | 4 28003 | 3 36619 | 0 2474 | 0 2276 | 0 0049 | 512 0859 | 0 1529 | 0 013 |
| Rough Terrain Forklifts | 2015 | 2015Rough Terrain Forklifts175 | 175 | 0 2169 | 3 42042 | 2 85917 | 0 1326 | 0 122 | 0 0049 | 510 8541 | 0 1525 | 0 013 |
| Rough Terrain Forklifts | 2015 | 2015Rough Terrain Forklifts250 | 250 | 0 1399 | 2 4626 | 1 01164 | 0 0582 | 0 0535 | 0 0049 | 512 1638 | 0 1529 | 0 013 |
| Rough Terrain Forklifts | 2015 | 2015Rough Terrain Forklifts500 | 500 | 0 174 | 3 52067 | 0 95822 | 0 0771 | 0 071 | 0 0048 | 506 4349 | 0 1512 | 0 013 |
| Rough Terrain Forklifts | 2016 | 2016Rough Terrain Forklifts50 | 50 | 1 1585 | 5 09924 | 4 91773 | 0 4149 | 0 3817 | 0 0054 | 563 3598 | 0 1699 | 0 014 |
| Rough Terrain Forklifts | 2016 | 2016Rough Terrain Forklifts120 | 120 | 0 3016 | 3 84005 | 3 34169 | 0 2131 | 0 1961 | 0 0049 | 507 0659 | 0 1529 | 0 013 |
| Rough Terrain Forklifts | 2016 | 2016Rough Terrain Forklifts175 | 175 | 0 2088 | 3 2087 | 2 865 | 0 1244 | 0 1145 | 0 0049 | 505 596 | 0 1525 | 0 013 |
| Rough Terrain Forklifts | 2016 | 2016Rough Terrain Forklifts250 | 250 | 0 1439 | 2 46843 | 1 0177 | 0 0587 | 0 054 | 0 0049 | 506 8956 | 0 1529 | 0 013 |
| Rough Terrain Forklifts | 2016 | 2016Rough Terrain Forklifts500 | 500 | 0 1779 | 3 54169 | 0 96236 | 0 0781 | 0 0718 | 0 0048 | 501 2134 | 0 1512 | 0 013 |
| Rough Terrain Forklifts | 2017 | 2017Rough Terrain Forklifts50 | 50 | 1 1079 | 4 90253 | 4 83344 | 0 3821 | 0 3515 | 0 0054 | 554 6234 | 0 1699 | 0 014 |
| Rough Terrain Forklifts | 2017 | 2017Rough Terrain Forklifts120 | 120 | 0 271 | 3 41759 | 3 31778 | 0 1816 | 0 1671 | 0 0049 | 499 1682 | 0 1529 | 0 013 |
| Rough Terrain Forklifts | 2017 | 2017Rough Terrain Forklifts175 | 175 | 0 1944 | 2 90167 | 2 86636 | 0 1121 | 0 1031 | 0 0049 | 497 7766 | 0 1525 | 0 013 |
| Rough Terrain Forklifts | 2017 | 2017Rough Terrain Forklifts250 | 250 | 0 1479 | 2 47389 | 1 02362 | 0 0592 | 0 0544 | 0 0049 | 499 0007 | 0 1529 | 0 013 |
| Rough Terrain Forklifts | 2017 | 2017Rough Terrain Forklifts500 | 500 | 0 182 | 3 56771 | 0 96636 | 0 0792 | 0 0728 | 0 0048 | 493 3362 | 0 1512 | 0 013 |
| Rough Terrain Forklifts | 2018 | 2018Rough Terrain Forklifts50 | 50 | 1 0698 | 4 73469 | 4 76839 | 0 3585 | 0 3298 | 0 0054 | 545 8693 | 0 1699 | 0 014 |
| Rough Terrain Forklifts | 2018 | 2018Rough Terrain Forklifts120 | 120 | 0 2222 | 2 84496 | 3 26976 | 0 136 | 0 1251 | 0 0049 | 491 2107 | 0 1529 | 0 013 |
| Rough Terrain Forklifts | 2018 | 2018Rough Terrain Forklifts175 | 175 | 0 1637 | 2 34168 | 2 84245 | 0 0876 | 0 0806 | 0 0049 | 489 9869 | 0 1525 | 0 013 |
| Rough Terrain Forklifts | 2018 | 2018Rough Terrain Forklifts250 | 250 | 0 1521 | 2 48748 | 1 02948 | 0 0598 | 0 055 | 0 0049 | 491 0997 | 0 1529 | 0 013 |
| Rough Terrain Forklifts | 2018 | 2018Rough Terrain Forklifts500 | 500 | 0 1452 | 2 70063 | 0 95802 | 0 0599 | 0 0551 | 0 0048 | 485 9543 | 0 1513 | 0 012 |
| Rough Terrain Forklifts | 2019 | 2019Rough Terrain Forklifts50 | 50 | 1 009 | 4 55745 | 4 67405 | 0 3277 | 0 3015 | 0 0054 | 537 3287 | 0 17 | 0 014 |
| Rough Terrain Forklifts | 2019 | 2019Rough Terrain Forklifts120 | 120 | 0 2019 | 2 6222 | 3 25848 | 0 1168 | 0 1075 | 0 0049 | 483 3105 | 0 1529 | 0 012 |
| Rough Terrain Forklifts | 2019 | 2019Rough Terrain Forklifts175 | 175 | 0 1493 | 2 05752 | 2 84092 | 0 0753 | 0 0693 | 0 0049 | 482 1188 | 0 1525 | 0 012 |
| Rough Terrain Forklifts | 2019 | 2019Rough Terrain Forklifts250 | 250 | 0 1094 | 1 63905 | 0 97423 | 0 0364 | 0 0335 | 0 0049 | 483 0882 | 0 1528 | 0 012 |
| Rough Terrain Forklifts | 2019 | 2019Rough Terrain Forklifts500 | 500 | 0 1162 | 1 96109 | 0 95034 | 0 0429 | 0 0395 | 0 0048 | 477 2539 | 0 151 | 0 012 |
| Rough Terrain Forklifts | 2020 | 2020Rough Terrain Forklifts50 | 50 | 0 9987 | 4 4946 | 4 68594 | 0 3164 | 0 2911 | 0 0054 | 525 6222 | 0 17 | 0 013 |
| Rough Terrain Forklifts | 2020 | 2020Rough Terrain Forklifts120 | 120 | 0 1892 | 2 45218 | 3 25575 | 0 1026 | 0 0944 | 0 0049 | 472 9842 | 0 153 | 0 012 |
| Rough Terrain Forklifts | 2020 | 2020Rough Terrain Forklifts175 | 175 | 0 1429 | 1 86888 | 2 84466 | 0 0684 | 0 0629 | 0 0049 | 471 7152 | 0 1526 | 0 012 |
| Rough Terrain Forklifts | 2020 | 2020Rough Terrain Forklifts250 | 250 | 0 1115 | 1 60906 | 0 97848 | 0 0366 | 0 0337 | 0 0049 | 472 5671 | 0 1528 | 0 012 |
| Rough Terrain Forklifts | 2020 | 2020Rough Terrain Forklifts500 | 500 | 0 0886 | 1 30199 | 0 94184 | 0 0281 | 0 0258 | 0 0048 | 465 7709 | 0 1506 | 0 012 |
| Rough Terrain Forklifts | 2021 | 2021Rough Terrain Forklifts50 | 50 | 0 9685 | 4 41145 | 4 65658 | 0 3038 | 0 2795 | 0 0054 | 525 3844 | 0 1699 | 0 013 |
| Rough Terrain Forklifts | 2021 | 2021Rough Terrain Forklifts120 | 120 | 0 1746 | 2 28534 | 3 25191 | 0 0885 | 0 0815 | 0 0049 | 473 11 | 0 153 | 0 012 |
| Rough Terrain Forklifts | 2021 | 2021Rough Terrain Forklifts175 | 175 | 0 1302 | 1 61661 | 2 8447 | 0 0596 | 0 0548 | 0 0049 | 471 7575 | 0 1526 | 0 012 |
| Rough Terrain Forklifts | 2021 | 2021Rough Terrain Forklifts250 | 250 | 0 115 | 1 61186 | 0 98379 | 0 0368 | 0 0339 | 0 0049 | 472 5469 | 0 1528 | 0 012 |
| Rough Terrain Forklifts | 2021 | 2021Rough Terrain Forklifts500 | 500 | 0 0917 | 1 30199 | 0 94604 | 0 0282 | 0 026 | 0 0048 | 465 7442 | 0 1506 | 0 012 |
| Rough Terrain Forklifts | 2022 | 2022Rough Terrain Forklifts50 | 50 | 0 7888 | 4 04131 | 4 3038 | 0 2375 | 0 2185 | 0 0054 | 525 0151 | 0 1698 | 0 013 |
| Rough Terrain Forklifts | 2022 | 2022Rough Terrain Forklifts120 | 120 | 0 1586 | 2 0983 | 3 24374 | 0 0732 | 0 0673 | 0 0049 | 473 089 | 0 153 | 0 012 |
| Rough Terrain Forklifts | 2022 | 2022Rough Terrain Forklifts175 | 175 | 0 1196 | 1 40475 | 2 84439 | 0 0512 | 0 0471 | 0 0049 | 471 6773 | 0 1525 | 0 012 |
| Rough Terrain Forklifts | 2022 | 2022Rough Terrain Forklifts250 | 250 | 0 1185 | 1 61688 | 0 98924 | 0 0371 | 0 0342 | 0 0049 | 472 5408 | 0 1528 | 0 012 |
| Rough Terrain Forklifts | 2022 | 2022Rough Terrain Forklifts500 | 500 | 0 0682 | 0 55798 | 0 93709 | 0 0089 | 0 0082 | 0 0048 | 466 5598 | 0 1509 | 0 012 |
| Rough Terrain Forklifts | 2023 | 2023Rough Terrain Forklifts50 | 50 | 0 6904 | 3 85338 | 4 12519 | 0 2036 | 0 1873 | 0 0054 | 524 8024 | 0 1697 | 0 013 |
| Rough Terrain Forklifts | 2023 | 2023Rough Terrain Forklifts120 | 120 | 0 1499 | 1 9836 | 3 24217 | 0 0637 | 0 0586 | 0 0049 | 473 1584 | 0 153 | 0 012 |
| Rough Terrain Forklifts | 2023 | 2023Rough Terrain Forklifts175 | 175 | 0 1113 | 1 21796 | 2 84289 | 0 0435 | 0 04 | 0 0049 | 471 6217 | 0 1525 | 0 012 |
| Rough Terrain Forklifts | 2023 | 2023Rough Terrain Forklifts250 | 250 | 0 1155 | 1 47399 | 0 98987 | 0 0344 | 0 0317 | 0 0049 | 472 7784 | 0 1529 | 0 012 |
| Rough Terrain Forklifts | 2023 | 2023Rough Terrain Forklifts500 | 500 | 0 069 | 0 55845 | 0 93788 | 0 0089 | 0 0082 | 0 0048 | 466 554 | 0 1509 | 0 012 |
| Rough Terrain Forklifts | 2024 | 2024Rough Terrain Forklifts50 | 50 | 0 5699 | 3 65343 | 3 91822 | 0 1655 | 0 1523 | 0 0054 | 524 9235 | 0 1698 | 0 013 |
| Rough Terrain Forklifts | 2024 | 2024Rough Terrain Forklifts120 | 120 | 0 1451 | 1 91392 | 3 24468 | 0 0583 | 0 0536 | 0 0049 | 473 0631 | 0 153 | 0 012 |
| Rough Terrain Forklifts | 2024 | 2024Rough Terrain Forklifts175 | 175 | 0 1025 | 1 04413 | 2 83416 | 0 0386 | 0 0355 | 0 0049 | 471 5346 | 0 1525 | 0 012 |
| Rough Terrain Forklifts | 2024 | 2024Rough Terrain Forklifts250 | 250 | 0 1189 | 1 48012 | 0 99524 | 0 0368 | 0 0321 | 0 0049 | 472 8527 | 0 1529 | 0 012 |
| Rough Terrain Forklifts | 2024 | 2024Rough Terrain Forklifts500 | 500 | 0 0663 | 0 47582 | 0 93746 | 0 0089 | 0 0082 | 0 0048 | 466 5479 | 0 1509 | 0 012 |
| Rough Terrain Forklifts | 2025 | 2025Rough Terrain Forklifts50 | 50 | 0 4557 | 3 47668 | 3 74002 | 0 1279 | 0 1177 | 0 0054 | 525 027 | 0 1698 | 0 013 |
| Rough Terrain Forklifts | 2025 | 2025Rough Terrain Forklifts120 | 120 | 0 1374 | 1 82053 | 3 23971 | 0 0511 | 0 047 | 0 0049 | 473 0366 | 0 153 | 0 012 |
| Rough Terrain Forklifts | 2025 | 2025Rough Terrain Forklifts175 | 175 | 0 0873 | 0 78628 | 2 82091 | 0 0299 | 0 0275 | 0 0049 | 471 4745 | 0 1525 | 0 012 |
| Rough Terrain Forklifts | 2025 | 2025Rough Terrain Forklifts250 | 250 | 0 1225 | 1 48888 | 1 00073 | 0 0354 | 0 0326 | 0 0049 | 472 9267 | 0 153 | 0 012 |
| Rough Terrain Forklifts | 2025 | 2025Rough Terrain Forklifts500 | 500 | 0 0687 | 0 47663 | 0 94151 | 0 009 | 0 0083 | 0 0048 | 466 5414 | 0 1509 | 0 012 |
| Rough Terrain Forklifts | 2030 | 2030Rough Terrain Forklifts50 | 50 | 0 548 | 3 359 | 5 031 | 0 039 | 0 039 | 0 007 | 568 299 | 0 049 | 0 015 |
| Rough Terrain Forklifts | 2030 | 2030Rough Terrain Forklifts120 | 120 | 0 279 | 1 671 | 3 725 | 0 034 | 0 034 | 0 006 | 568 299 | 0 025 | 0 015 |
| Rough Terrain Forklifts | 2030 | 2030Rough Terrain Forklifts175 | 175 | 0 2 | 0 537 | 3 291 | 0 023 | 0 023 | 0 006 | 568 299 | 0 018 | 0 015 |
| Rough Terrain Forklifts | 2030 | 2030Rough Terrain Forklifts250 | 250 | 0 191 | 0 463 | 1 121 | 0 016 | 0 016 | 0 006 | 568 299 | 0 017 | 0 015 |
| Rough Terrain Forklifts | 2030 | 2030Rough Terrain Forklifts500 | 500 | 0 19 | 0 443 | 1 07 | 0 016 | 0 016 | 0 005 | 568 3 | 0 017 | 0 015 |
| Rough Terrain Forklifts | 2035 | 2035Rough Terrain Forklifts50 | 50 | 0 521 | 3 267 | 5 011 | 0 022 | 0 022 | 0 007 | 568 299 | 0 047 | 0 015 |
| Rough Terrain Forklifts | 2035 | 2035Rough Terrain Forklifts120 | 120 | 0 262 | 1 53 | 3 722 | 0 02 | 0 02 | 0 006 | 568 299 | 0 023 | 0 015 |
| Rough Terrain Forklifts | 2035 | 2035Rough Terrain Forklifts175 | 175 | 0 184 | 0 364 | 3 292 | 0 015 | 0 015 | 0 006 | 568 299 | 0 016 | 0 015 |
| Rough Terrain Forklifts | 2035 | 2035Rough Terrain Forklifts250 | 250 | 0 181 | 0 334 | 1 121 | 0 012 | 0 012 | 0 006 | 568 299 | 0 016 | 0 015 |
| Rough Terrain Forklifts | 2035 | 2035Rough Terrain Forklifts500 | 500 | 0 181 | 0 331 | 1 071 | 0 012 | 0 012 | 0 005 | 568 3 | 0 016 | 0 015 |
| Rough Terrain Forklifts | 2040 | 2040Rough Terrain Forklifts50 | 50 | 0 519 | 3 228 | 5 01 | 0 017 | 0 017 | 0 007 | 568 3 | 0 046 | 0 015 |

| | | | | | | | | | | | | |
|---|---|---|---|---|---|---|---|---|---|---|---|---|
| Rough Terrain Forklifts | 2040 | 2040Rough Terrain Forklifts120 | 120 | 0.258 | 1.485 | 3.722 | 0.016 | 0.016 | 0.006 | 568.299 | 0.023 | 0.015 |
| Rough Terrain Forklifts | 2040 | 2040Rough Terrain Forklifts175 | 175 | 0.178 | 0.303 | 3.292 | 0.012 | 0.012 | 0.006 | 568.3 | 0.016 | 0.015 |
| Rough Terrain Forklifts | 2040 | 2040Rough Terrain Forklifts250 | 250 | 0.177 | 0.292 | 1.121 | 0.011 | 0.011 | 0.006 | 568.299 | 0.016 | 0.015 |
| Rough Terrain Forklifts | 2040 | 2040Rough Terrain Forklifts500 | 500 | 0.177 | 0.292 | 1.071 | 0.011 | 0.011 | 0.005 | 568.299 | 0.016 | 0.015 |
| Rubber Tired Dozers | 1990 | 1990Rubber Tired Dozers175 | 175 | 1.886 | 14.831 | 5.29 | 1.059 | 1.059 | 0.758 | 568.299 | 0.17 | 0.015 |
| Rubber Tired Dozers | 1990 | 1990Rubber Tired Dozers250 | 250 | 1.886 | 14.831 | 5.29 | 1.059 | 1.059 | 0.758 | 568.299 | 0.17 | 0.015 |
| Rubber Tired Dozers | 1990 | 1990Rubber Tired Dozers500 | 500 | 1.655 | 13.986 | 12.26 | 0.899 | 0.899 | 0.662 | 568.299 | 0.149 | 0.015 |
| Rubber Tired Dozers | 1990 | 1990Rubber Tired Dozers750 | 750 | 1.655 | 13.986 | 12.26 | 0.915 | 0.915 | 1.018 | 568.3 | 0.149 | 0.015 |
| Rubber Tired Dozers | 1990 | 1990Rubber Tired Dozers1000 | 1000 | 1.645 | 13.986 | 12.26 | 0.903 | 0.903 | 1.018 | 568.299 | 0.148 | 0.015 |
| Rubber Tired Dozers | 2000 | 2000Rubber Tired Dozers175 | 175 | 1.454 | 10.881 | 4.295 | 0.624 | 0.624 | 0.057 | 568.299 | 0.131 | 0.015 |
| Rubber Tired Dozers | 2000 | 2000Rubber Tired Dozers250 | 250 | 1.303 | 10.625 | 3.733 | 0.548 | 0.548 | 0.057 | 568.299 | 0.117 | 0.015 |
| Rubber Tired Dozers | 2000 | 2000Rubber Tired Dozers500 | 500 | 1.161 | 10.023 | 6.982 | 0.474 | 0.474 | 0.05 | 568.299 | 0.104 | 0.015 |
| Rubber Tired Dozers | 2000 | 2000Rubber Tired Dozers750 | 750 | 1.161 | 10.023 | 6.982 | 0.474 | 0.474 | 0.052 | 568.3 | 0.104 | 0.015 |
| Rubber Tired Dozers | 2000 | 2000Rubber Tired Dozers1000 | 1000 | 1.192 | 10.456 | 7.415 | 0.451 | 0.451 | 0.052 | 568.3 | 0.107 | 0.015 |
| Rubber Tired Dozers | 2005 | 2005Rubber Tired Dozers175 | 175 | 1.286 | 9.666 | 4.026 | 0.567 | 0.567 | 0.057 | 568.299 | 0.116 | 0.015 |
| Rubber Tired Dozers | 2005 | 2005Rubber Tired Dozers250 | 250 | 1.059 | 9.344 | 2.99 | 0.437 | 0.437 | 0.057 | 568.299 | 0.095 | 0.015 |
| Rubber Tired Dozers | 2005 | 2005Rubber Tired Dozers500 | 500 | 0.937 | 8.574 | 5.159 | 0.38 | 0.38 | 0.05 | 568.299 | 0.084 | 0.015 |
| Rubber Tired Dozers | 2005 | 2005Rubber Tired Dozers750 | 750 | 0.942 | 8.694 | 5.15 | 0.382 | 0.382 | 0.052 | 568.299 | 0.085 | 0.015 |
| Rubber Tired Dozers | 2005 | 2005Rubber Tired Dozers1000 | 1000 | 0.998 | 9.444 | 5.524 | 0.369 | 0.369 | 0.052 | 568.299 | 0.09 | 0.015 |
| Rubber Tired Dozers | 2010 | 2010Rubber Tired Dozers175 | 175 | 0.9433 | 9.78349 | 4.17063 | 0.555 | 0.5106 | 0.0049 | 526.3128 | 0.1532 | 0.013 |
| Rubber Tired Dozers | 2010 | 2010Rubber Tired Dozers250 | 250 | 0.7066 | 8.22344 | 2.68761 | 0.3937 | 0.3622 | 0.0049 | 527.9126 | 0.1537 | 0.014 |
| Rubber Tired Dozers | 2010 | 2010Rubber Tired Dozers500 | 500 | 0.7424 | 8.70703 | 6.7191 | 0.4064 | 0.3739 | 0.0049 | 533.1476 | 0.1552 | 0.014 |
| Rubber Tired Dozers | 2010 | 2010Rubber Tired Dozers750 | 750 | 0.521 | 7.42352 | 3.1214 | 0.2693 | 0.2477 | 0.0049 | 525.7054 | 0.153 | 0.013 |
| Rubber Tired Dozers | 2010 | 2010Rubber Tired Dozers1000 | 1000 | 0.814 | 8.149 | 4.027 | 0.29 | 0.29 | 0.005 | 568.299 | 0.073 | 0.015 |
| Rubber Tired Dozers | 2011 | 2011Rubber Tired Dozers175 | 175 | 0.9483 | 9.7992 | 4.18594 | 0.5574 | 0.5128 | 0.0049 | 524.9639 | 0.1532 | 0.013 |
| Rubber Tired Dozers | 2011 | 2011Rubber Tired Dozers250 | 250 | 0.7159 | 8.24976 | 2.69892 | 0.3959 | 0.3643 | 0.0049 | 526.5967 | 0.1537 | 0.013 |
| Rubber Tired Dozers | 2011 | 2011Rubber Tired Dozers500 | 500 | 0.7382 | 8.60406 | 6.65601 | 0.4017 | 0.3695 | 0.0049 | 532.0871 | 0.1553 | 0.014 |
| Rubber Tired Dozers | 2011 | 2011Rubber Tired Dozers750 | 750 | 0.5287 | 7.4622 | 3.13084 | 0.2721 | 0.2504 | 0.0049 | 524.3841 | 0.153 | 0.013 |
| Rubber Tired Dozers | 2011 | 2011Rubber Tired Dozers1000 | 1000 | 0.781 | 7.805 | 3.772 | 0.276 | 0.276 | 0.005 | 568.299 | 0.07 | 0.015 |
| Rubber Tired Dozers | 2012 | 2012Rubber Tired Dozers175 | 175 | 0.9527 | 9.81194 | 4.1998 | 0.5593 | 0.5146 | 0.0049 | 523.6318 | 0.1532 | 0.013 |
| Rubber Tired Dozers | 2012 | 2012Rubber Tired Dozers250 | 250 | 0.7248 | 8.27234 | 2.70943 | 0.398 | 0.3662 | 0.0049 | 525.281 | 0.1537 | 0.013 |
| Rubber Tired Dozers | 2012 | 2012Rubber Tired Dozers500 | 500 | 0.7421 | 8.58436 | 6.62489 | 0.4015 | 0.3694 | 0.0049 | 530.6589 | 0.1552 | 0.014 |
| Rubber Tired Dozers | 2012 | 2012Rubber Tired Dozers750 | 750 | 0.5344 | 7.48052 | 3.13648 | 0.2737 | 0.2518 | 0.0049 | 523.0626 | 0.153 | 0.013 |
| Rubber Tired Dozers | 2012 | 2012Rubber Tired Dozers1000 | 1000 | 0.75 | 7.474 | 3.531 | 0.262 | 0.262 | 0.005 | 568.299 | 0.067 | 0.015 |
| Rubber Tired Dozers | 2013 | 2013Rubber Tired Dozers175 | 175 | 0.9568 | 9.82334 | 4.21297 | 0.5611 | 0.5162 | 0.0049 | 520.9836 | 0.1532 | 0.013 |
| Rubber Tired Dozers | 2013 | 2013Rubber Tired Dozers250 | 250 | 0.7226 | 8.10695 | 2.71092 | 0.395 | 0.3634 | 0.0049 | 522.6456 | 0.1537 | 0.013 |
| Rubber Tired Dozers | 2013 | 2013Rubber Tired Dozers500 | 500 | 0.726 | 8.33658 | 6.42295 | 0.3898 | 0.3586 | 0.0049 | 527.9093 | 0.1552 | 0.014 |
| Rubber Tired Dozers | 2013 | 2013Rubber Tired Dozers750 | 750 | 0.5392 | 7.49129 | 3.14069 | 0.2747 | 0.2528 | 0.0049 | 520.4266 | 0.153 | 0.013 |
| Rubber Tired Dozers | 2013 | 2013Rubber Tired Dozers1000 | 1000 | 0.72 | 7.155 | 3.306 | 0.249 | 0.249 | 0.005 | 568.299 | 0.065 | 0.015 |
| Rubber Tired Dozers | 2014 | 2014Rubber Tired Dozers175 | 175 | 0.9608 | 9.83401 | 4.22564 | 0.5627 | 0.5177 | 0.0049 | 518.335 | 0.1532 | 0.013 |
| Rubber Tired Dozers | 2014 | 2014Rubber Tired Dozers250 | 250 | 0.7213 | 7.97218 | 2.71199 | 0.3925 | 0.3611 | 0.0049 | 520.0105 | 0.1537 | 0.013 |
| Rubber Tired Dozers | 2014 | 2014Rubber Tired Dozers500 | 500 | 0.7073 | 8.05819 | 6.16471 | 0.3757 | 0.3457 | 0.0049 | 524.6758 | 0.155 | 0.013 |
| Rubber Tired Dozers | 2014 | 2014Rubber Tired Dozers750 | 750 | 0.5131 | 7.14705 | 2.75605 | 0.2576 | 0.237 | 0.0049 | 517.7903 | 0.153 | 0.013 |
| Rubber Tired Dozers | 2014 | 2014Rubber Tired Dozers1000 | 1000 | 0.691 | 6.849 | 3.096 | 0.236 | 0.236 | 0.005 | 568.3 | 0.062 | 0.015 |
| Rubber Tired Dozers | 2015 | 2015Rubber Tired Dozers175 | 175 | 0.9646 | 9.84425 | 4.23794 | 0.5643 | 0.5192 | 0.0049 | 513.0549 | 0.1532 | 0.013 |
| Rubber Tired Dozers | 2015 | 2015Rubber Tired Dozers250 | 250 | 0.7284 | 7.9837 | 2.7204 | 0.3939 | 0.3624 | 0.0049 | 514.7359 | 0.1537 | 0.013 |
| Rubber Tired Dozers | 2015 | 2015Rubber Tired Dozers500 | 500 | 0.7077 | 7.99736 | 6.10151 | 0.3731 | 0.3433 | 0.0049 | 519.1472 | 0.155 | 0.013 |
| Rubber Tired Dozers | 2015 | 2015Rubber Tired Dozers750 | 750 | 0.5182 | 7.15777 | 2.76062 | 0.2587 | 0.238 | 0.0049 | 512.5253 | 0.153 | 0.013 |
| Rubber Tired Dozers | 2015 | 2015Rubber Tired Dozers1000 | 1000 | 0.661 | 6.556 | 2.901 | 0.222 | 0.222 | 0.005 | 568.299 | 0.059 | 0.015 |
| Rubber Tired Dozers | 2016 | 2016Rubber Tired Dozers175 | 175 | 0.968 | 9.85328 | 4.24901 | 0.5657 | 0.5205 | 0.0049 | 507.7744 | 0.1532 | 0.013 |
| Rubber Tired Dozers | 2016 | 2016Rubber Tired Dozers250 | 250 | 0.7357 | 7.99508 | 2.72943 | 0.3953 | 0.3637 | 0.0049 | 509.4615 | 0.1537 | 0.013 |
| Rubber Tired Dozers | 2016 | 2016Rubber Tired Dozers500 | 500 | 0.6883 | 7.71034 | 5.82829 | 0.3588 | 0.3301 | 0.0049 | 513.3109 | 0.1548 | 0.013 |
| Rubber Tired Dozers | 2016 | 2016Rubber Tired Dozers750 | 750 | 0.5232 | 7.16821 | 2.7651 | 0.2597 | 0.2389 | 0.0049 | 507.2601 | 0.153 | 0.013 |
| Rubber Tired Dozers | 2016 | 2016Rubber Tired Dozers1000 | 1000 | 0.631 | 6.277 | 2.723 | 0.208 | 0.208 | 0.005 | 568.3 | 0.057 | 0.015 |
| Rubber Tired Dozers | 2017 | 2017Rubber Tired Dozers175 | 175 | 0.9026 | 9.12915 | 4.14895 | 0.5248 | 0.4828 | 0.0049 | 499.4096 | 0.153 | 0.013 |
| Rubber Tired Dozers | 2017 | 2017Rubber Tired Dozers250 | 250 | 0.7066 | 7.67081 | 2.65514 | 0.3755 | 0.3454 | 0.0049 | 501.5475 | 0.1537 | 0.013 |
| Rubber Tired Dozers | 2017 | 2017Rubber Tired Dozers500 | 500 | 0.6617 | 7.33345 | 5.52569 | 0.3407 | 0.3134 | 0.0049 | 505.8493 | 0.155 | 0.013 |
| Rubber Tired Dozers | 2017 | 2017Rubber Tired Dozers750 | 750 | 0.5258 | 7.17226 | 2.76746 | 0.2601 | 0.2393 | 0.0049 | 499.3665 | 0.153 | 0.013 |
| Rubber Tired Dozers | 2017 | 2017Rubber Tired Dozers1000 | 1000 | 0.602 | 6.013 | 2.56 | 0.195 | 0.195 | 0.005 | 568.299 | 0.054 | 0.015 |
| Rubber Tired Dozers | 2018 | 2018Rubber Tired Dozers175 | 175 | 0.8023 | 8.02079 | 3.98965 | 0.4605 | 0.4236 | 0.0049 | 491.4921 | 0.153 | 0.013 |
| Rubber Tired Dozers | 2018 | 2018Rubber Tired Dozers250 | 250 | 0.6692 | 7.20787 | 2.51156 | 0.3504 | 0.3224 | 0.0049 | 493.6337 | 0.1537 | 0.013 |
| Rubber Tired Dozers | 2018 | 2018Rubber Tired Dozers500 | 500 | 0.5981 | 6.50184 | 4.98205 | 0.3002 | 0.2762 | 0.0049 | 498.1862 | 0.1551 | 0.013 |
| Rubber Tired Dozers | 2018 | 2018Rubber Tired Dozers750 | 750 | 0.5064 | 6.72652 | 2.75902 | 0.248 | 0.2282 | 0.0049 | 491.4726 | 0.153 | 0.013 |
| Rubber Tired Dozers | 2018 | 2018Rubber Tired Dozers1000 | 1000 | 0.574 | 5.764 | 2.413 | 0.183 | 0.183 | 0.005 | 568.299 | 0.051 | 0.015 |
| Rubber Tired Dozers | 2019 | 2019Rubber Tired Dozers175 | 175 | 0.7589 | 7.52037 | 3.94854 | 0.4326 | 0.398 | 0.0049 | 483.5585 | 0.153 | 0.012 |
| Rubber Tired Dozers | 2019 | 2019Rubber Tired Dozers250 | 250 | 0.6511 | 6.92923 | 2.45855 | 0.3379 | 0.3108 | 0.0049 | 485.172 | 0.1535 | 0.012 |
| Rubber Tired Dozers | 2019 | 2019Rubber Tired Dozers500 | 500 | 0.5721 | 6.14335 | 4.74309 | 0.2828 | 0.2602 | 0.0049 | 490.383 | 0.1552 | 0.013 |
| Rubber Tired Dozers | 2019 | 2019Rubber Tired Dozers750 | 750 | 0.4547 | 6.12249 | 2.59814 | 0.2181 | 0.2007 | 0.0049 | 483.5786 | 0.153 | 0.012 |
| Rubber Tired Dozers | 2019 | 2019Rubber Tired Dozers1000 | 1000 | 0.547 | 5.528 | 2.281 | 0.171 | 0.171 | 0.005 | 568.299 | 0.049 | 0.015 |
| Rubber Tired Dozers | 2020 | 2020Rubber Tired Dozers175 | 175 | 0.7264 | 7.18525 | 3.89288 | 0.4107 | 0.3778 | 0.0049 | 473.0116 | 0.153 | 0.012 |
| Rubber Tired Dozers | 2020 | 2020Rubber Tired Dozers250 | 250 | 0.6195 | 6.50332 | 2.37104 | 0.3185 | 0.293 | 0.0049 | 474.7928 | 0.1536 | 0.012 |
| Rubber Tired Dozers | 2020 | 2020Rubber Tired Dozers500 | 500 | 0.5349 | 5.64089 | 4.41134 | 0.2591 | 0.2384 | 0.0049 | 479.7569 | 0.1552 | 0.012 |
| Rubber Tired Dozers | 2020 | 2020Rubber Tired Dozers750 | 750 | 0.4565 | 6.12255 | 2.60108 | 0.2181 | 0.2007 | 0.0049 | 473.0562 | 0.153 | 0.012 |
| Rubber Tired Dozers | 2020 | 2020Rubber Tired Dozers1000 | 1000 | 0.522 | 5.306 | 2.164 | 0.16 | 0.16 | 0.005 | 568.299 | 0.047 | 0.015 |
| Rubber Tired Dozers | 2021 | 2021Rubber Tired Dozers175 | 175 | 0.6912 | 6.79037 | 3.84814 | 0.3864 | 0.3555 | 0.0049 | 472.9751 | 0.153 | 0.012 |
| Rubber Tired Dozers | 2021 | 2021Rubber Tired Dozers250 | 250 | 0.6005 | 6.29617 | 2.31719 | 0.3056 | 0.2811 | 0.0049 | 474.7984 | 0.1536 | 0.012 |
| Rubber Tired Dozers | 2021 | 2021Rubber Tired Dozers500 | 500 | 0.4922 | 5.081 | 4.04107 | 0.2321 | 0.2135 | 0.0049 | 478.9868 | 0.1549 | 0.012 |
| Rubber Tired Dozers | 2021 | 2021Rubber Tired Dozers750 | 750 | 0.4582 | 6.12254 | 2.60396 | 0.2182 | 0.2007 | 0.0049 | 473.0459 | 0.153 | 0.012 |
| Rubber Tired Dozers | 2021 | 2021Rubber Tired Dozers1000 | 1000 | 0.497 | 5.095 | 2.057 | 0.15 | 0.15 | 0.005 | 568.299 | 0.044 | 0.015 |
| Rubber Tired Dozers | 2022 | 2022Rubber Tired Dozers175 | 175 | 0.6002 | 5.80781 | 3.75194 | 0.3264 | 0.3003 | 0.0049 | 473.9122 | 0.1533 | 0.012 |
| Rubber Tired Dozers | 2022 | 2022Rubber Tired Dozers250 | 250 | 0.4804 | 5.04648 | 2.05563 | 0.2395 | 0.2204 | 0.0049 | 474.6166 | 0.1535 | 0.012 |
| Rubber Tired Dozers | 2022 | 2022Rubber Tired Dozers500 | 500 | 0.4748 | 4.80775 | 3.89489 | 0.2199 | 0.2023 | 0.0049 | 479.3107 | 0.155 | 0.012 |
| Rubber Tired Dozers | 2022 | 2022Rubber Tired Dozers750 | 750 | 0.46 | 6.12245 | 2.60677 | 0.2182 | 0.2008 | 0.0049 | 473.035 | 0.153 | 0.012 |
| Rubber Tired Dozers | 2022 | 2022Rubber Tired Dozers1000 | 1000 | 0.475 | 4.896 | 1.961 | 0.14 | 0.14 | 0.005 | 568.299 | 0.042 | 0.015 |
| Rubber Tired Dozers | 2023 | 2023Rubber Tired Dozers175 | 175 | 0.5883 | 5.65638 | 3.7664 | 0.3158 | 0.2906 | 0.0049 | 473.9009 | 0.1533 | 0.012 |
| Rubber Tired Dozers | 2023 | 2023Rubber Tired Dozers250 | 250 | 0.3929 | 4.09011 | 1.78266 | 0.1842 | 0.1694 | 0.0049 | 474.5967 | 0.1535 | 0.012 |
| Rubber Tired Dozers | 2023 | 2023Rubber Tired Dozers500 | 500 | 0.4466 | 4.40835 | 3.68617 | 0.2015 | 0.1854 | 0.0049 | 479.4678 | 0.1551 | 0.012 |
| Rubber Tired Dozers | 2023 | 2023Rubber Tired Dozers750 | 750 | 0.4227 | 5.33389 | 2.59131 | 0.196 | 0.1803 | 0.0049 | 473.0234 | 0.153 | 0.012 |
| Rubber Tired Dozers | 2023 | 2023Rubber Tired Dozers1000 | 1000 | 0.453 | 4.709 | 1.874 | 0.131 | 0.131 | 0.005 | 568.299 | 0.04 | 0.015 |
| Rubber Tired Dozers | 2024 | 2024Rubber Tired Dozers175 | 175 | 0.5324 | 5.0144 | 3.69636 | 0.2794 | 0.2571 | 0.0049 | 473.5147 | 0.1531 | 0.012 |
| Rubber Tired Dozers | 2024 | 2024Rubber Tired Dozers250 | 250 | 0.3989 | 4.0904 | 1.79685 | 0.1843 | 0.1696 | 0.0049 | 474.5854 | 0.1535 | 0.012 |
| Rubber Tired Dozers | 2024 | 2024Rubber Tired Dozers500 | 500 | 0.4165 | 4.03046 | 3.45746 | 0.1823 | 0.1677 | 0.0049 | 479.3938 | 0.155 | 0.012 |
| Rubber Tired Dozers | 2024 | 2024Rubber Tired Dozers750 | 750 | 0.4253 | 5.33372 | 2.59604 | 0.1961 | 0.1804 | 0.0049 | 473.0111 | 0.153 | 0.012 |
| Rubber Tired Dozers | 2024 | 2024Rubber Tired Dozers1000 | 1000 | 0.433 | 4.532 | 1.796 | 0.123 | 0.123 | 0.005 | 568.299 | 0.039 | 0.015 |
| Rubber Tired Dozers | 2025 | 2025Rubber Tired Dozers175 | 175 | 0.461 | 4.22886 | 3.61238 | 0.2305 | 0.212 | 0.0049 | 474.1029 | 0.1533 | 0.012 |
| Rubber Tired Dozers | 2025 | 2025Rubber Tired Dozers250 | 250 | 0.3719 | 3.80547 | 1.72032 | 0.1665 | 0.1532 | 0.0049 | 474.5734 | 0.1535 | 0.012 |
| Rubber Tired Dozers | 2025 | 2025Rubber Tired Dozers500 | 500 | 0.3668 | 3.36957 | 2.95895 | 0.1506 | 0.1386 | 0.0049 | 479.0915 | 0.1549 | 0.012 |
| Rubber Tired Dozers | 2025 | 2025Rubber Tired Dozers750 | 750 | 0.4279 | 5.33346 | 2.60066 | 0.1962 | 0.1805 | 0.0049 | 472.9981 | 0.153 | 0.012 |
| Rubber Tired Dozers | 2025 | 2025Rubber Tired Dozers1000 | 1000 | 0.414 | 4.365 | 1.725 | 0.115 | 0.115 | 0.005 | 568.299 | 0.037 | 0.015 |
| Rubber Tired Dozers | 2030 | 2030Rubber Tired Dozers175 | 175 | 0.398 | 2.034 | 3.496 | 0.111 | 0.111 | 0.006 | 568.299 | 0.035 | 0.015 |
| Rubber Tired Dozers | 2030 | 2030Rubber Tired Dozers250 | 250 | 0.335 | 1.828 | 1.322 | 0.069 | 0.069 | 0.006 | 568.299 | 0.03 | 0.015 |
| Rubber Tired Dozers | 2030 | 2030Rubber Tired Dozers500 | 500 | 0.322 | 1.658 | 1.401 | 0.064 | 0.064 | 0.005 | 568.299 | 0.029 | 0.015 |
| Rubber Tired Dozers | 2030 | 2030Rubber Tired Dozers750 | 750 | 0.323 | 1.694 | 1.401 | 0.064 | 0.064 | 0.005 | 568.299 | 0.029 | 0.015 |
| Rubber Tired Dozers | 2030 | 2030Rubber Tired Dozers1000 | 1000 | 0.338 | 3.676 | 1.465 | 0.082 | 0.082 | 0.005 | 568.299 | 0.03 | 0.015 |
| Rubber Tired Dozers | 2035 | 2035Rubber Tired Dozers175 | 175 | 0.322 | 1.345 | 3.481 | 0.071 | 0.071 | 0.006 | 568.299 | 0.029 | 0.015 |
| Rubber Tired Dozers | 2035 | 2035Rubber Tired Dozers250 | 250 | 0.286 | 1.203 | 1.262 | 0.046 | 0.046 | 0.006 | 568.299 | 0.025 | 0.015 |
| Rubber Tired Dozers | 2035 | 2035Rubber Tired Dozers500 | 500 | 0.279 | 1.107 | 1.279 | 0.043 | 0.043 | 0.005 | 568.3 | 0.025 | 0.015 |
| Rubber Tired Dozers | 2035 | 2035Rubber Tired Dozers750 | 750 | 0.279 | 1.126 | 1.279 | 0.043 | 0.043 | 0.005 | 568.299 | 0.025 | 0.015 |
| Rubber Tired Dozers | 2035 | 2035Rubber Tired Dozers1000 | 1000 | 0.287 | 3.204 | 1.312 | 0.06 | 0.06 | 0.005 | 568.299 | 0.025 | 0.015 |
| Rubber Tired Dozers | 2040 | 2040Rubber Tired Dozers175 | 175 | 0.275 | 0.903 | 3.47 | 0.045 | 0.045 | 0.006 | 568.299 | 0.024 | 0.015 |
| Rubber Tired Dozers | 2040 | 2040Rubber Tired Dozers250 | 250 | 0.253 | 0.81 | 1.225 | 0.031 | 0.031 | 0.006 | 568.299 | 0.022 | 0.015 |
| Rubber Tired Dozers | 2040 | 2040Rubber Tired Dozers500 | 500 | 0.249 | 0.758 | 1.198 | 0.029 | 0.029 | 0.005 | 568.299 | 0.022 | 0.015 |
| Rubber Tired Dozers | 2040 | 2040Rubber Tired Dozers750 | 750 | 0.25 | 0.767 | 1.198 | 0.029 | 0.029 | 0.005 | 568.3 | 0.022 | 0.015 |

| | | | | | | | | | | | | |
|---|---|---|---|---|---|---|---|---|---|---|---|---|
| Rubber Tired Dozers | 2040 | 2040Rubber Tired Dozers1000 | 1000 | 0 254 | 2.91 | 1 218 | 0 045 | 0 045 | 0.005 | 568 3 | 0 023 | 0 015 |
| Rubber Tired Loaders | 1990 | 1990Rubber Tired Loaders25 | 25 | 2 213 | 6 919 | 4 999 | 0 741 | 0 741 | 0 855 | 568 299 | 0 199 | 0 015 |
| Rubber Tired Loaders | 1990 | 1990Rubber Tired Loaders50 | 50 | 4 848 | 7 964 | 9 805 | 1 279 | 1 279 | 0 871 | 568 299 | 0 437 | 0 015 |
| Rubber Tired Loaders | 1990 | 1990Rubber Tired Loaders120 | 120 | 2 368 | 14 978 | 5 728 | 1 345 | 1 345 | 0 791 | 568 299 | 0 213 | 0 015 |
| Rubber Tired Loaders | 1990 | 1990Rubber Tired Loaders175 | 175 | 1 791 | 14 294 | 5 094 | 0 995 | 0 995 | 0 758 | 568 299 | 0 161 | 0 015 |
| Rubber Tired Loaders | 1990 | 1990Rubber Tired Loaders250 | 250 | 1 791 | 14 294 | 5 094 | 0 995 | 0 995 | 0 758 | 568 3 | 0 161 | 0 015 |
| Rubber Tired Loaders | 1990 | 1990Rubber Tired Loaders500 | 500 | 1 583 | 13 545 | 11 282 | 0 851 | 0 851 | 0 662 | 568 3 | 0 142 | 0 015 |
| Rubber Tired Loaders | 1990 | 1990Rubber Tired Loaders750 | 750 | 1 583 | 13 545 | 11 282 | 0 867 | 0 867 | 1 018 | 568 299 | 0 142 | 0 015 |
| Rubber Tired Loaders | 1990 | 1990Rubber Tired Loaders1000 | 1000 | 1 575 | 13 545 | 11 282 | 0 858 | 0 858 | 1 018 | 568 299 | 0 142 | 0 015 |
| Rubber Tired Loaders | 2000 | 2000Rubber Tired Loaders25 | 25 | 1 908 | 6 326 | 4 438 | 0 555 | 0 555 | 0 065 | 568 299 | 0 172 | 0 015 |
| Rubber Tired Loaders | 2000 | 2000Rubber Tired Loaders50 | 50 | 4 439 | 7 065 | 9 15 | 0 928 | 0 928 | 0 066 | 568 299 | 0 4 | 0 015 |
| Rubber Tired Loaders | 2000 | 2000Rubber Tired Loaders120 | 120 | 1 842 | 10 433 | 4 652 | 0 896 | 0 896 | 0 06 | 568 299 | 0 166 | 0 015 |
| Rubber Tired Loaders | 2000 | 2000Rubber Tired Loaders175 | 175 | 1 246 | 9 552 | 3 765 | 0 526 | 0 526 | 0 057 | 568 299 | 0 112 | 0 015 |
| Rubber Tired Loaders | 2000 | 2000Rubber Tired Loaders250 | 250 | 1 052 | 9 216 | 3 019 | 0 433 | 0 433 | 0 057 | 568 299 | 0 094 | 0 015 |
| Rubber Tired Loaders | 2000 | 2000Rubber Tired Loaders500 | 500 | 0 955 | 8 766 | 4 797 | 0 381 | 0 381 | 0 05 | 568 299 | 0 086 | 0 015 |
| Rubber Tired Loaders | 2000 | 2000Rubber Tired Loaders750 | 750 | 0 955 | 8 766 | 4 797 | 0 381 | 0 381 | 0 052 | 568 299 | 0 086 | 0 015 |
| Rubber Tired Loaders | 2000 | 2000Rubber Tired Loaders1000 | 1000 | 1 018 | 9 342 | 5 369 | 0 372 | 0 372 | 0 052 | 568 299 | 0 091 | 0 015 |
| Rubber Tired Loaders | 2005 | 2005Rubber Tired Loaders25 | 25 | 0 849 | 5 321 | 2 519 | 0 333 | 0 333 | 0 065 | 568 299 | 0 076 | 0 015 |
| Rubber Tired Loaders | 2005 | 2005Rubber Tired Loaders50 | 50 | 3 947 | 6 59 | 8 471 | 0 86 | 0 86 | 0 066 | 568 299 | 0 356 | 0 015 |
| Rubber Tired Loaders | 2005 | 2005Rubber Tired Loaders120 | 120 | 1 608 | 8 954 | 4 379 | 0 841 | 0 841 | 0 06 | 568 3 | 0 145 | 0 015 |
| Rubber Tired Loaders | 2005 | 2005Rubber Tired Loaders175 | 175 | 1 052 | 8 183 | 3 496 | 0 464 | 0 464 | 0 057 | 568 299 | 0 094 | 0 015 |
| Rubber Tired Loaders | 2005 | 2005Rubber Tired Loaders250 | 250 | 0 774 | 7 781 | 2 143 | 0 31 | 0 31 | 0 057 | 568 3 | 0 069 | 0 015 |
| Rubber Tired Loaders | 2005 | 2005Rubber Tired Loaders500 | 500 | 0 683 | 7 066 | 2 836 | 0 275 | 0 275 | 0 05 | 568 3 | 0 061 | 0 015 |
| Rubber Tired Loaders | 2005 | 2005Rubber Tired Loaders750 | 750 | 0 695 | 7 236 | 2 831 | 0 278 | 0 278 | 0 052 | 568 299 | 0 062 | 0 015 |
| Rubber Tired Loaders | 2005 | 2005Rubber Tired Loaders1000 | 1000 | 0 791 | 8 232 | 3 279 | 0 275 | 0 275 | 0 052 | 568 299 | 0 071 | 0 015 |
| Rubber Tired Loaders | 2010 | 2010Rubber Tired Loaders25 | 25 | 2 359 | 6 29919 | 7 88269 | 0 7339 | 0 6752 | 0 0054 | 581 9969 | 0 1694 | 0 015 |
| Rubber Tired Loaders | 2010 | 2010Rubber Tired Loaders50 | 50 | 2 359 | 6 29919 | 7 88269 | 0 7339 | 0 6752 | 0 0054 | 581 9969 | 0 1694 | 0 015 |
| Rubber Tired Loaders | 2010 | 2010Rubber Tired Loaders120 | 120 | 0 9514 | 7 85298 | 4 28386 | 0 6803 | 0 6259 | 0 0048 | 519 5038 | 0 1512 | 0 013 |
| Rubber Tired Loaders | 2010 | 2010Rubber Tired Loaders175 | 175 | 0 6487 | 7 01127 | 3 56499 | 0 3871 | 0 3562 | 0 0049 | 523 9006 | 0 1525 | 0 013 |
| Rubber Tired Loaders | 2010 | 2010Rubber Tired Loaders250 | 250 | 0 3998 | 5 94632 | 1 50852 | 0 1986 | 0 1828 | 0 0049 | 522 3501 | 0 152 | 0 013 |
| Rubber Tired Loaders | 2010 | 2010Rubber Tired Loaders500 | 500 | 0 416 | 5 66307 | 2 61599 | 0 2107 | 0 1939 | 0 0048 | 521 885 | 0 1519 | 0 013 |
| Rubber Tired Loaders | 2010 | 2010Rubber Tired Loaders750 | 750 | 0 3819 | 5 06362 | 2 10254 | 0 197 | 0 1812 | 0 0047 | 507 2864 | 0 1477 | 0 013 |
| Rubber Tired Loaders | 2010 | 2010Rubber Tired Loaders1000 | 1000 | 0 3906 | 6 63966 | 1 45926 | 0 1871 | 0 1721 | 0 0049 | 523 2526 | 0 1523 | 0 013 |
| Rubber Tired Loaders | 2011 | 2011Rubber Tired Loaders25 | 25 | 2 2518 | 6 24779 | 7 77095 | 0 7107 | 0 6538 | 0 0054 | 581 4262 | 0 1697 | 0 015 |
| Rubber Tired Loaders | 2011 | 2011Rubber Tired Loaders50 | 50 | 2 2518 | 6 24779 | 7 77095 | 0 7107 | 0 6538 | 0 0054 | 581 4262 | 0 1697 | 0 015 |
| Rubber Tired Loaders | 2011 | 2011Rubber Tired Loaders120 | 120 | 0 9353 | 7 68957 | 4 28739 | 0 6714 | 0 6177 | 0 0048 | 517 9363 | 0 1511 | 0 013 |
| Rubber Tired Loaders | 2011 | 2011Rubber Tired Loaders175 | 175 | 0 6362 | 6 81375 | 3 57219 | 0 3781 | 0 3479 | 0 0049 | 522 5315 | 0 1525 | 0 013 |
| Rubber Tired Loaders | 2011 | 2011Rubber Tired Loaders250 | 250 | 0 4044 | 5 87694 | 1 50155 | 0 1972 | 0 1814 | 0 0049 | 520 9732 | 0 152 | 0 013 |
| Rubber Tired Loaders | 2011 | 2011Rubber Tired Loaders500 | 500 | 0 4211 | 5 5868 | 2 56846 | 0 2089 | 0 1922 | 0 0048 | 520 154 | 0 1518 | 0 013 |
| Rubber Tired Loaders | 2011 | 2011Rubber Tired Loaders750 | 750 | 0 3972 | 5 09397 | 2 12943 | 0 2004 | 0 1843 | 0 0047 | 505 881 | 0 1476 | 0 013 |
| Rubber Tired Loaders | 2011 | 2011Rubber Tired Loaders1000 | 1000 | 0 4004 | 6 69396 | 1 47057 | 0 191 | 0 1757 | 0 0049 | 521 9232 | 0 1523 | 0 013 |
| Rubber Tired Loaders | 2012 | 2012Rubber Tired Loaders25 | 25 | 2 2946 | 6 30427 | 7 96233 | 0 7236 | 0 6657 | 0 0054 | 579 9785 | 0 1697 | 0 015 |
| Rubber Tired Loaders | 2012 | 2012Rubber Tired Loaders50 | 50 | 2 2946 | 6 30427 | 7 96233 | 0 7236 | 0 6657 | 0 0054 | 579 9785 | 0 1697 | 0 015 |
| Rubber Tired Loaders | 2012 | 2012Rubber Tired Loaders120 | 120 | 0 9359 | 7 65616 | 4 31845 | 0 6708 | 0 6171 | 0 0048 | 516 6239 | 0 1511 | 0 013 |
| Rubber Tired Loaders | 2012 | 2012Rubber Tired Loaders175 | 175 | 0 6432 | 6 79567 | 3 60616 | 0 3796 | 0 3492 | 0 0049 | 521 0995 | 0 1524 | 0 013 |
| Rubber Tired Loaders | 2012 | 2012Rubber Tired Loaders250 | 250 | 0 4136 | 5 85805 | 1 51119 | 0 198 | 0 1822 | 0 0049 | 519 646 | 0 152 | 0 013 |
| Rubber Tired Loaders | 2012 | 2012Rubber Tired Loaders500 | 500 | 0 433 | 5 58714 | 2 59983 | 0 2109 | 0 194 | 0 0048 | 518 7236 | 0 1517 | 0 013 |
| Rubber Tired Loaders | 2012 | 2012Rubber Tired Loaders750 | 750 | 0 4082 | 5 07921 | 2 14848 | 0 2013 | 0 1852 | 0 0047 | 504 6824 | 0 1476 | 0 013 |
| Rubber Tired Loaders | 2012 | 2012Rubber Tired Loaders1000 | 1000 | 0 4085 | 6 73245 | 1 47877 | 0 1939 | 0 1784 | 0 0049 | 520 592 | 0 1523 | 0 013 |
| Rubber Tired Loaders | 2013 | 2013Rubber Tired Loaders25 | 25 | 2 1899 | 6 18494 | 7 83573 | 0 6952 | 0 6396 | 0 0054 | 577 0156 | 0 1697 | 0 015 |
| Rubber Tired Loaders | 2013 | 2013Rubber Tired Loaders50 | 50 | 2 1899 | 6 18494 | 7 83573 | 0 6952 | 0 6396 | 0 0054 | 577 0156 | 0 1697 | 0 015 |
| Rubber Tired Loaders | 2013 | 2013Rubber Tired Loaders120 | 120 | 0 9139 | 7 47698 | 4 31523 | 0 6539 | 0 6016 | 0 0048 | 513 9368 | 0 1511 | 0 013 |
| Rubber Tired Loaders | 2013 | 2013Rubber Tired Loaders175 | 175 | 0 6308 | 6 6063 | 3 60722 | 0 3686 | 0 3391 | 0 0049 | 518 3787 | 0 1524 | 0 013 |
| Rubber Tired Loaders | 2013 | 2013Rubber Tired Loaders250 | 250 | 0 4172 | 5 75293 | 1 5142 | 0 1963 | 0 1806 | 0 0048 | 516 9736 | 0 152 | 0 013 |
| Rubber Tired Loaders | 2013 | 2013Rubber Tired Loaders500 | 500 | 0 4348 | 5 4738 | 2 55447 | 0 2077 | 0 1911 | 0 0048 | 515 9429 | 0 1517 | 0 013 |
| Rubber Tired Loaders | 2013 | 2013Rubber Tired Loaders750 | 750 | 0 4121 | 4 99146 | 2 0823 | 0 1986 | 0 1827 | 0 0047 | 502 8589 | 0 1478 | 0 013 |
| Rubber Tired Loaders | 2013 | 2013Rubber Tired Loaders1000 | 1000 | 0 4069 | 6 66719 | 1 45163 | 0 193 | 0 1775 | 0 0049 | 517 9506 | 0 1523 | 0 013 |
| Rubber Tired Loaders | 2014 | 2014Rubber Tired Loaders25 | 25 | 2 1145 | 6 10324 | 7 7699 | 0 6758 | 0 6217 | 0 0054 | 573 5218 | 0 1695 | 0 015 |
| Rubber Tired Loaders | 2014 | 2014Rubber Tired Loaders50 | 50 | 2 1145 | 6 10324 | 7 7699 | 0 6758 | 0 6217 | 0 0054 | 573 5218 | 0 1695 | 0 015 |
| Rubber Tired Loaders | 2014 | 2014Rubber Tired Loaders120 | 120 | 0 8678 | 7 12932 | 4 26762 | 0 6189 | 0 5694 | 0 0048 | 510 0099 | 0 1507 | 0 013 |
| Rubber Tired Loaders | 2014 | 2014Rubber Tired Loaders175 | 175 | 0 6051 | 6 27196 | 3 58536 | 0 3503 | 0 3223 | 0 0049 | 515 7685 | 0 1524 | 0 013 |
| Rubber Tired Loaders | 2014 | 2014Rubber Tired Loaders250 | 250 | 0 4066 | 5 49539 | 1 48551 | 0 1868 | 0 1719 | 0 0048 | 514 2167 | 0 152 | 0 013 |
| Rubber Tired Loaders | 2014 | 2014Rubber Tired Loaders500 | 500 | 0 4211 | 5 19438 | 2 40656 | 0 1957 | 0 1801 | 0 0048 | 512 5095 | 0 1515 | 0 013 |
| Rubber Tired Loaders | 2014 | 2014Rubber Tired Loaders750 | 750 | 0 4061 | 4 81047 | 1 94616 | 0 1901 | 0 1749 | 0 0047 | 499 6952 | 0 1477 | 0 013 |
| Rubber Tired Loaders | 2014 | 2014Rubber Tired Loaders1000 | 1000 | 0 4137 | 6 69249 | 1 45724 | 0 195 | 0 1794 | 0 0049 | 515 307 | 0 1523 | 0 013 |
| Rubber Tired Loaders | 2015 | 2015Rubber Tired Loaders25 | 25 | 2 1078 | 6 11232 | 7 83443 | 0 6746 | 0 6206 | 0 0054 | 567 672 | 0 1695 | 0 015 |
| Rubber Tired Loaders | 2015 | 2015Rubber Tired Loaders50 | 50 | 2 1078 | 6 11232 | 7 83443 | 0 6746 | 0 6206 | 0 0054 | 567 672 | 0 1695 | 0 015 |
| Rubber Tired Loaders | 2015 | 2015Rubber Tired Loaders120 | 120 | 0 8557 | 7 01153 | 4 27362 | 0 6061 | 0 5576 | 0 0048 | 505 0231 | 0 1508 | 0 013 |
| Rubber Tired Loaders | 2015 | 2015Rubber Tired Loaders175 | 175 | 0 5951 | 6 09735 | 3 58815 | 0 3407 | 0 3134 | 0 0049 | 510 4677 | 0 1524 | 0 013 |
| Rubber Tired Loaders | 2015 | 2015Rubber Tired Loaders250 | 250 | 0 4056 | 5 36927 | 1 47986 | 0 1833 | 0 1686 | 0 0048 | 508 9127 | 0 1519 | 0 013 |
| Rubber Tired Loaders | 2015 | 2015Rubber Tired Loaders500 | 500 | 0 4153 | 5 0195 | 2 33208 | 0 1895 | 0 1744 | 0 0048 | 506 3723 | 0 1512 | 0 013 |
| Rubber Tired Loaders | 2015 | 2015Rubber Tired Loaders750 | 750 | 0 3948 | 4 55578 | 1 78908 | 0 1791 | 0 1648 | 0 0047 | 495 31 | 0 1479 | 0 013 |
| Rubber Tired Loaders | 2015 | 2015Rubber Tired Loaders1000 | 1000 | 0 4198 | 6 71262 | 1 46167 | 0 1967 | 0 181 | 0 0049 | 510 0449 | 0 1523 | 0 013 |
| Rubber Tired Loaders | 2016 | 2016Rubber Tired Loaders25 | 25 | 2 0553 | 6 05258 | 7 79111 | 0 6597 | 0 6069 | 0 0054 | 561 9032 | 0 1695 | 0 014 |
| Rubber Tired Loaders | 2016 | 2016Rubber Tired Loaders50 | 50 | 2 0553 | 6 05258 | 7 79111 | 0 6597 | 0 6069 | 0 0054 | 561 9032 | 0 1695 | 0 014 |
| Rubber Tired Loaders | 2016 | 2016Rubber Tired Loaders120 | 120 | 0 8026 | 6 58334 | 4 21236 | 0 5651 | 0 5199 | 0 0048 | 499 5935 | 0 1507 | 0 013 |
| Rubber Tired Loaders | 2016 | 2016Rubber Tired Loaders175 | 175 | 0 5652 | 5 72558 | 3 56236 | 0 3193 | 0 2938 | 0 0049 | 505 1308 | 0 1524 | 0 013 |
| Rubber Tired Loaders | 2016 | 2016Rubber Tired Loaders250 | 250 | 0 3933 | 5 1151 | 1 45212 | 0 1745 | 0 1605 | 0 0048 | 503 6542 | 0 1519 | 0 013 |
| Rubber Tired Loaders | 2016 | 2016Rubber Tired Loaders500 | 500 | 0 3911 | 4 62743 | 2 15506 | 0 1738 | 0 1599 | 0 0048 | 500 4314 | 0 1509 | 0 013 |
| Rubber Tired Loaders | 2016 | 2016Rubber Tired Loaders750 | 750 | 0 3729 | 4 17165 | 1 70263 | 0 164 | 0 1509 | 0 0047 | 491 9183 | 0 1484 | 0 013 |
| Rubber Tired Loaders | 2016 | 2016Rubber Tired Loaders1000 | 1000 | 0 4245 | 6 72411 | 1 46404 | 0 1978 | 0 182 | 0 0049 | 504 7801 | 0 1523 | 0 013 |
| Rubber Tired Loaders | 2017 | 2017Rubber Tired Loaders25 | 25 | 1 9566 | 5 95377 | 7 65953 | 0 6328 | 0 5822 | 0 0054 | 553 5831 | 0 1696 | 0 014 |
| Rubber Tired Loaders | 2017 | 2017Rubber Tired Loaders50 | 50 | 1 9566 | 5 95377 | 7 65953 | 0 6328 | 0 5822 | 0 0054 | 553 5831 | 0 1696 | 0 014 |
| Rubber Tired Loaders | 2017 | 2017Rubber Tired Loaders120 | 120 | 0 757 | 6 23569 | 4 17083 | 0 5296 | 0 4872 | 0 0048 | 491 8531 | 0 1507 | 0 013 |
| Rubber Tired Loaders | 2017 | 2017Rubber Tired Loaders175 | 175 | 0 5215 | 5 19525 | 3 5175 | 0 2895 | 0 2663 | 0 0049 | 497 3533 | 0 1524 | 0 013 |
| Rubber Tired Loaders | 2017 | 2017Rubber Tired Loaders250 | 250 | 0 3727 | 4 75473 | 1 4172 | 0 162 | 0 149 | 0 0048 | 495 9499 | 0 152 | 0 013 |
| Rubber Tired Loaders | 2017 | 2017Rubber Tired Loaders500 | 500 | 0 3692 | 4 25314 | 2 06046 | 0 1603 | 0 1475 | 0 0048 | 492 2764 | 0 1508 | 0 013 |
| Rubber Tired Loaders | 2017 | 2017Rubber Tired Loaders750 | 750 | 0 3671 | 4 05049 | 1 70044 | 0 1599 | 0 1471 | 0 0047 | 484 3661 | 0 1484 | 0 012 |
| Rubber Tired Loaders | 2017 | 2017Rubber Tired Loaders1000 | 1000 | 0 4145 | 6 55319 | 1 45641 | 0 1918 | 0 1765 | 0 0049 | 496 8966 | 0 1522 | 0 013 |
| Rubber Tired Loaders | 2018 | 2018Rubber Tired Loaders25 | 25 | 1 765 | 5 67925 | 7 29915 | 0 5758 | 0 5297 | 0 0054 | 545 0529 | 0 1697 | 0 014 |
| Rubber Tired Loaders | 2018 | 2018Rubber Tired Loaders50 | 50 | 1 765 | 5 67925 | 7 29915 | 0 5758 | 0 5297 | 0 0054 | 545 0529 | 0 1697 | 0 014 |
| Rubber Tired Loaders | 2018 | 2018Rubber Tired Loaders120 | 120 | 0 6553 | 5 47032 | 4 04742 | 0 4518 | 0 4156 | 0 0048 | 484 0931 | 0 1507 | 0 012 |
| Rubber Tired Loaders | 2018 | 2018Rubber Tired Loaders175 | 175 | 0 448 | 4 36814 | 3 42332 | 0 2423 | 0 2229 | 0 0049 | 489 5114 | 0 1524 | 0 013 |
| Rubber Tired Loaders | 2018 | 2018Rubber Tired Loaders250 | 250 | 0 3335 | 4 13133 | 1 34644 | 0 1401 | 0 1289 | 0 0048 | 487 9023 | 0 1519 | 0 012 |
| Rubber Tired Loaders | 2018 | 2018Rubber Tired Loaders500 | 500 | 0 3339 | 3 72607 | 1 86807 | 0 1395 | 0 1283 | 0 0048 | 484 5709 | 0 1509 | 0 012 |
| Rubber Tired Loaders | 2018 | 2018Rubber Tired Loaders750 | 750 | 0 3306 | 3 5437 | 1 55549 | 0 14 | 0 1288 | 0 0047 | 476 5663 | 0 1484 | 0 012 |
| Rubber Tired Loaders | 2018 | 2018Rubber Tired Loaders1000 | 1000 | 0 3359 | 5 67315 | 1 21289 | 0 1541 | 0 1418 | 0 0049 | 488 4037 | 0 152 | 0 013 |
| Rubber Tired Loaders | 2019 | 2019Rubber Tired Loaders25 | 25 | 1 6017 | 5 43193 | 6 97769 | 0 5176 | 0 4762 | 0 0054 | 536 2254 | 0 1697 | 0 014 |
| Rubber Tired Loaders | 2019 | 2019Rubber Tired Loaders50 | 50 | 1 6017 | 5 43193 | 6 97769 | 0 5176 | 0 4762 | 0 0054 | 536 2254 | 0 1697 | 0 014 |
| Rubber Tired Loaders | 2019 | 2019Rubber Tired Loaders120 | 120 | 0 5947 | 5 00611 | 3 97887 | 0 402 | 0 3698 | 0 0048 | 475 8636 | 0 1506 | 0 012 |
| Rubber Tired Loaders | 2019 | 2019Rubber Tired Loaders175 | 175 | 0 4051 | 3 85918 | 3 38084 | 0 2133 | 0 1962 | 0 0049 | 481 7364 | 0 1524 | 0 012 |
| Rubber Tired Loaders | 2019 | 2019Rubber Tired Loaders250 | 250 | 0 3094 | 3 74452 | 1 30248 | 0 1255 | 0 1155 | 0 0048 | 480 0997 | 0 1519 | 0 012 |
| Rubber Tired Loaders | 2019 | 2019Rubber Tired Loaders500 | 500 | 0 3057 | 3 28755 | 1 7248 | 0 1227 | 0 1129 | 0 0048 | 477 0415 | 0 1509 | 0 012 |
| Rubber Tired Loaders | 2019 | 2019Rubber Tired Loaders750 | 750 | 0 2932 | 3 01875 | 1 45157 | 0 1184 | 0 109 | 0 0048 | 471 1874 | 0 1491 | 0 012 |
| Rubber Tired Loaders | 2019 | 2019Rubber Tired Loaders1000 | 1000 | 0 3234 | 5 45926 | 1 20834 | 0 1462 | 0 1345 | 0 0049 | 480 523 | 0 152 | 0 012 |
| Rubber Tired Loaders | 2020 | 2020Rubber Tired Loaders25 | 25 | 1 4805 | 5 25369 | 6 76793 | 0 4741 | 0 4362 | 0 0054 | 524 6967 | 0 1697 | 0 013 |
| Rubber Tired Loaders | 2020 | 2020Rubber Tired Loaders50 | 50 | 1 4805 | 5 25369 | 6 76793 | 0 4741 | 0 4362 | 0 0054 | 524 6967 | 0 1697 | 0 013 |
| Rubber Tired Loaders | 2020 | 2020Rubber Tired Loaders120 | 120 | 0 5555 | 4 68644 | 3 94839 | 0 367 | 0 3376 | 0 0048 | 465 6735 | 0 1506 | 0 012 |
| Rubber Tired Loaders | 2020 | 2020Rubber Tired Loaders175 | 175 | 0 3787 | 3 51735 | 3 36809 | 0 1936 | 0 1781 | 0 0049 | 471 2135 | 0 1524 | 0 012 |
| Rubber Tired Loaders | 2020 | 2020Rubber Tired Loaders250 | 250 | 0 2902 | 3 42116 | 1 26885 | 0 1136 | 0 1045 | 0 0048 | 469 5127 | 0 1518 | 0 012 |
| Rubber Tired Loaders | 2020 | 2020Rubber Tired Loaders500 | 500 | 0 289 | 3 01666 | 1 6304 | 0 1122 | 0 1032 | 0 0048 | 466 7831 | 0 151 | 0 012 |
| Rubber Tired Loaders | 2020 | 2020Rubber Tired Loaders750 | 750 | 0 2768 | 2 76722 | 1 39991 | 0 1075 | 0 0989 | 0 0048 | 462 193 | 0 1495 | 0 012 |
| Rubber Tired Loaders | 2020 | 2020Rubber Tired Loaders1000 | 1000 | 0 3115 | 5 25309 | 1 20366 | 0 1385 | 0 1274 | 0 0049 | 469 9352 | 0 152 | 0 012 |

| | | | | | | | | | | | | |
|---|---|---|---|---|---|---|---|---|---|---|---|---|
| Rubber Tired Loaders | 2021 | 2021Rubber Tired Loaders25 | 25 | 1.3255 | 4.97419 | 6.44855 | 0.4092 | 0.3765 | 0.0054 | 524.5505 | 0.1697 | 0.013 |
| Rubber Tired Loaders | 2021 | 2021Rubber Tired Loaders50 | 50 | 1.3255 | 4.97419 | 6.44855 | 0.4092 | 0.3765 | 0.0054 | 524.5505 | 0.1697 | 0.013 |
| Rubber Tired Loaders | 2021 | 2021Rubber Tired Loaders120 | 120 | 0.4979 | 4.21491 | 3.8917 | 0.3163 | 0.291 | 0.0048 | 466.4213 | 0.1509 | 0.012 |
| Rubber Tired Loaders | 2021 | 2021Rubber Tired Loaders175 | 175 | 0.3461 | 3.11886 | 3.35381 | 0.1706 | 0.1569 | 0.0049 | 471.0804 | 0.1524 | 0.012 |
| Rubber Tired Loaders | 2021 | 2021Rubber Tired Loaders250 | 250 | 0.2661 | 2.9977 | 1.24034 | 0.1 | 0.092 | 0.0048 | 469.5642 | 0.1519 | 0.012 |
| Rubber Tired Loaders | 2021 | 2021Rubber Tired Loaders500 | 500 | 0.2643 | 2.61037 | 1.52922 | 0.0974 | 0.0896 | 0.0048 | 467.9277 | 0.1513 | 0.012 |
| Rubber Tired Loaders | 2021 | 2021Rubber Tired Loaders750 | 750 | 0.2714 | 2.64092 | 1.39703 | 0.1023 | 0.0942 | 0.0048 | 462.0548 | 0.1494 | 0.012 |
| Rubber Tired Loaders | 2021 | 2021Rubber Tired Loaders1000 | 1000 | 0.2942 | 4.97489 | 1.2055 | 0.1279 | 0.1176 | 0.0049 | 471.2577 | 0.1524 | 0.012 |
| Rubber Tired Loaders | 2022 | 2022Rubber Tired Loaders25 | 25 | 1.1786 | 4.74817 | 6.20445 | 0.3543 | 0.326 | 0.0054 | 524.7914 | 0.1697 | 0.013 |
| Rubber Tired Loaders | 2022 | 2022Rubber Tired Loaders50 | 50 | 1.1786 | 4.74817 | 6.20445 | 0.3543 | 0.326 | 0.0054 | 524.7914 | 0.1697 | 0.013 |
| Rubber Tired Loaders | 2022 | 2022Rubber Tired Loaders120 | 120 | 0.4401 | 3.7684 | 3.83931 | 0.2665 | 0.2452 | 0.0048 | 466.4936 | 0.1509 | 0.012 |
| Rubber Tired Loaders | 2022 | 2022Rubber Tired Loaders175 | 175 | 0.2949 | 2.5181 | 3.30208 | 0.1358 | 0.1249 | 0.0049 | 470.9274 | 0.1523 | 0.012 |
| Rubber Tired Loaders | 2022 | 2022Rubber Tired Loaders250 | 250 | 0.2261 | 2.34693 | 1.188 | 0.0787 | 0.0724 | 0.0049 | 469.9041 | 0.152 | 0.012 |
| Rubber Tired Loaders | 2022 | 2022Rubber Tired Loaders500 | 500 | 0.2367 | 2.17525 | 1.441 | 0.0812 | 0.0747 | 0.0048 | 468.1288 | 0.1514 | 0.012 |
| Rubber Tired Loaders | 2022 | 2022Rubber Tired Loaders750 | 750 | 0.2329 | 2.0971 | 1.31524 | 0.08 | 0.0736 | 0.0048 | 463.8194 | 0.15 | 0.012 |
| Rubber Tired Loaders | 2022 | 2022Rubber Tired Loaders1000 | 1000 | 0.1925 | 3.61655 | 1.16216 | 0.0745 | 0.0685 | 0.0049 | 472.8577 | 0.1529 | 0.012 |
| Rubber Tired Loaders | 2023 | 2023Rubber Tired Loaders25 | 25 | 1.0493 | 4.52113 | 5.97233 | 0.3036 | 0.2793 | 0.0054 | 524.304 | 0.1696 | 0.013 |
| Rubber Tired Loaders | 2023 | 2023Rubber Tired Loaders50 | 50 | 1.0493 | 4.52113 | 5.97233 | 0.3036 | 0.2793 | 0.0054 | 524.304 | 0.1696 | 0.013 |
| Rubber Tired Loaders | 2023 | 2023Rubber Tired Loaders120 | 120 | 0.412 | 3.51183 | 3.82678 | 0.2385 | 0.2194 | 0.0048 | 466.5584 | 0.1509 | 0.012 |
| Rubber Tired Loaders | 2023 | 2023Rubber Tired Loaders175 | 175 | 0.2692 | 2.19586 | 3.29198 | 0.1176 | 0.1082 | 0.0049 | 470.6601 | 0.1522 | 0.012 |
| Rubber Tired Loaders | 2023 | 2023Rubber Tired Loaders250 | 250 | 0.2099 | 2.05963 | 1.17136 | 0.069 | 0.0635 | 0.0049 | 469.824 | 0.152 | 0.012 |
| Rubber Tired Loaders | 2023 | 2023Rubber Tired Loaders500 | 500 | 0.2171 | 1.86629 | 1.38396 | 0.0694 | 0.0639 | 0.0048 | 468.466 | 0.1515 | 0.012 |
| Rubber Tired Loaders | 2023 | 2023Rubber Tired Loaders750 | 750 | 0.2265 | 1.92719 | 1.32307 | 0.0745 | 0.0685 | 0.0048 | 464.5553 | 0.1502 | 0.012 |
| Rubber Tired Loaders | 2023 | 2023Rubber Tired Loaders1000 | 1000 | 0.1928 | 3.52792 | 1.17379 | 0.071 | 0.0653 | 0.0049 | 472.3032 | 0.1528 | 0.012 |
| Rubber Tired Loaders | 2024 | 2024Rubber Tired Loaders25 | 25 | 1.0088 | 4.46751 | 5.98698 | 0.2862 | 0.2633 | 0.0054 | 524.2299 | 0.1695 | 0.013 |
| Rubber Tired Loaders | 2024 | 2024Rubber Tired Loaders50 | 50 | 1.0088 | 4.46751 | 5.98698 | 0.2862 | 0.2633 | 0.0054 | 524.2299 | 0.1695 | 0.013 |
| Rubber Tired Loaders | 2024 | 2024Rubber Tired Loaders120 | 120 | 0.3973 | 3.33895 | 3.83209 | 0.2205 | 0.2028 | 0.0048 | 466.8084 | 0.151 | 0.012 |
| Rubber Tired Loaders | 2024 | 2024Rubber Tired Loaders175 | 175 | 0.246 | 1.88365 | 3.28823 | 0.1005 | 0.0924 | 0.0049 | 470.3567 | 0.1521 | 0.012 |
| Rubber Tired Loaders | 2024 | 2024Rubber Tired Loaders250 | 250 | 0.1971 | 1.80598 | 1.1607 | 0.0604 | 0.0556 | 0.0049 | 469.7875 | 0.1519 | 0.012 |
| Rubber Tired Loaders | 2024 | 2024Rubber Tired Loaders500 | 500 | 0.2094 | 1.70166 | 1.3518 | 0.0631 | 0.0581 | 0.0048 | 468.5133 | 0.1515 | 0.012 |
| Rubber Tired Loaders | 2024 | 2024Rubber Tired Loaders750 | 750 | 0.2256 | 1.88137 | 1.33327 | 0.0721 | 0.0663 | 0.0048 | 464.8656 | 0.1503 | 0.012 |
| Rubber Tired Loaders | 2024 | 2024Rubber Tired Loaders1000 | 1000 | 0.2006 | 3.54358 | 1.19144 | 0.0714 | 0.0657 | 0.0049 | 472.3454 | 0.1528 | 0.012 |
| Rubber Tired Loaders | 2025 | 2025Rubber Tired Loaders25 | 25 | 0.9602 | 4.34846 | 5.9413 | 0.2586 | 0.2379 | 0.0054 | 523.9076 | 0.1694 | 0.013 |
| Rubber Tired Loaders | 2025 | 2025Rubber Tired Loaders50 | 50 | 0.9602 | 4.34846 | 5.9413 | 0.2586 | 0.2379 | 0.0054 | 523.9076 | 0.1694 | 0.013 |
| Rubber Tired Loaders | 2025 | 2025Rubber Tired Loaders120 | 120 | 0.3519 | 2.97026 | 3.79086 | 0.1789 | 0.1646 | 0.0048 | 466.8982 | 0.151 | 0.012 |
| Rubber Tired Loaders | 2025 | 2025Rubber Tired Loaders175 | 175 | 0.2237 | 1.59023 | 3.28059 | 0.084 | 0.0772 | 0.0049 | 470.4594 | 0.1522 | 0.012 |
| Rubber Tired Loaders | 2025 | 2025Rubber Tired Loaders250 | 250 | 0.1774 | 1.44207 | 1.1417 | 0.0484 | 0.0446 | 0.0049 | 469.8711 | 0.152 | 0.012 |
| Rubber Tired Loaders | 2025 | 2025Rubber Tired Loaders500 | 500 | 0.1931 | 1.43264 | 1.2763 | 0.0525 | 0.0483 | 0.0048 | 469.1434 | 0.1517 | 0.012 |
| Rubber Tired Loaders | 2025 | 2025Rubber Tired Loaders750 | 750 | 0.2122 | 1.65408 | 1.33262 | 0.064 | 0.0589 | 0.0048 | 465.0523 | 0.1504 | 0.012 |
| Rubber Tired Loaders | 2025 | 2025Rubber Tired Loaders1000 | 1000 | 0.1655 | 3.08852 | 1.12172 | 0.052 | 0.0479 | 0.0049 | 472.4559 | 0.1528 | 0.012 |
| Rubber Tired Loaders | 2030 | 2030Rubber Tired Loaders25 | 25 | 0.685 | 4.332 | 2.339 | 0.161 | 0.161 | 0.007 | 568.299 | 0.061 | 0.015 |
| Rubber Tired Loaders | 2030 | 2030Rubber Tired Loaders50 | 50 | 0.634 | 3.5 | 5.181 | 0.062 | 0.062 | 0.007 | 568.3 | 0.057 | 0.015 |
| Rubber Tired Loaders | 2030 | 2030Rubber Tired Loaders120 | 120 | 0.317 | 1.875 | 3.759 | 0.056 | 0.056 | 0.006 | 568.299 | 0.028 | 0.015 |
| Rubber Tired Loaders | 2030 | 2030Rubber Tired Loaders175 | 175 | 0.232 | 0.787 | 3.312 | 0.036 | 0.036 | 0.006 | 568.299 | 0.02 | 0.015 |
| Rubber Tired Loaders | 2030 | 2030Rubber Tired Loaders250 | 250 | 0.21 | 0.655 | 1.138 | 0.022 | 0.022 | 0.006 | 568.299 | 0.018 | 0.015 |
| Rubber Tired Loaders | 2030 | 2030Rubber Tired Loaders500 | 500 | 0.208 | 0.619 | 1.085 | 0.021 | 0.021 | 0.005 | 568.299 | 0.018 | 0.015 |
| Rubber Tired Loaders | 2030 | 2030Rubber Tired Loaders750 | 750 | 0.208 | 0.627 | 1.085 | 0.022 | 0.022 | 0.005 | 568.299 | 0.018 | 0.015 |
| Rubber Tired Loaders | 2030 | 2030Rubber Tired Loaders1000 | 1000 | 0.214 | 2.722 | 1.099 | 0.039 | 0.039 | 0.005 | 568.299 | 0.019 | 0.015 |
| Rubber Tired Loaders | 2035 | 2035Rubber Tired Loaders25 | 25 | 0.685 | 4.332 | 2.339 | 0.161 | 0.161 | 0.007 | 568.299 | 0.061 | 0.015 |
| Rubber Tired Loaders | 2035 | 2035Rubber Tired Loaders50 | 50 | 0.575 | 3.337 | 5.126 | 0.035 | 0.035 | 0.007 | 568.299 | 0.051 | 0.015 |
| Rubber Tired Loaders | 2035 | 2035Rubber Tired Loaders120 | 120 | 0.286 | 1.639 | 3.751 | 0.033 | 0.033 | 0.006 | 568.299 | 0.025 | 0.015 |
| Rubber Tired Loaders | 2035 | 2035Rubber Tired Loaders175 | 175 | 0.2 | 0.481 | 3.312 | 0.022 | 0.022 | 0.006 | 568.299 | 0.018 | 0.015 |
| Rubber Tired Loaders | 2035 | 2035Rubber Tired Loaders250 | 250 | 0.191 | 0.434 | 1.129 | 0.015 | 0.015 | 0.006 | 568.299 | 0.017 | 0.015 |
| Rubber Tired Loaders | 2035 | 2035Rubber Tired Loaders500 | 500 | 0.191 | 0.416 | 1.076 | 0.015 | 0.015 | 0.005 | 568.299 | 0.017 | 0.015 |
| Rubber Tired Loaders | 2035 | 2035Rubber Tired Loaders750 | 750 | 0.191 | 0.421 | 1.076 | 0.015 | 0.015 | 0.005 | 568.299 | 0.017 | 0.015 |
| Rubber Tired Loaders | 2035 | 2035Rubber Tired Loaders1000 | 1000 | 0.193 | 2.584 | 1.082 | 0.03 | 0.03 | 0.005 | 568.299 | 0.017 | 0.015 |
| Rubber Tired Loaders | 2040 | 2040Rubber Tired Loaders25 | 25 | 0.685 | 4.332 | 2.339 | 0.161 | 0.161 | 0.007 | 568.299 | 0.061 | 0.015 |
| Rubber Tired Loaders | 2040 | 2040Rubber Tired Loaders50 | 50 | 0.545 | 3.283 | 5.102 | 0.024 | 0.024 | 0.007 | 568.3 | 0.049 | 0.015 |
| Rubber Tired Loaders | 2040 | 2040Rubber Tired Loaders120 | 120 | 0.271 | 1.543 | 3.748 | 0.022 | 0.022 | 0.006 | 568.3 | 0.024 | 0.015 |
| Rubber Tired Loaders | 2040 | 2040Rubber Tired Loaders175 | 175 | 0.188 | 0.365 | 3.314 | 0.016 | 0.016 | 0.006 | 568.299 | 0.017 | 0.015 |
| Rubber Tired Loaders | 2040 | 2040Rubber Tired Loaders250 | 250 | 0.185 | 0.346 | 1.128 | 0.013 | 0.013 | 0.006 | 568.299 | 0.016 | 0.015 |
| Rubber Tired Loaders | 2040 | 2040Rubber Tired Loaders500 | 500 | 0.185 | 0.338 | 1.076 | 0.013 | 0.013 | 0.005 | 568.3 | 0.016 | 0.015 |
| Rubber Tired Loaders | 2040 | 2040Rubber Tired Loaders750 | 750 | 0.185 | 0.34 | 1.076 | 0.013 | 0.013 | 0.005 | 568.299 | 0.016 | 0.015 |
| Rubber Tired Loaders | 2040 | 2040Rubber Tired Loaders1000 | 1000 | 0.186 | 2.522 | 1.076 | 0.026 | 0.026 | 0.005 | 568.299 | 0.016 | 0.015 |
| Scrapers | 1990 | 1990Scrapers120 | 120 | 2.413 | 15.182 | 5.806 | 1.373 | 1.373 | 0.791 | 568.299 | 0.217 | 0.015 |
| Scrapers | 1990 | 1990Scrapers175 | 175 | 1.823 | 14.491 | 5.174 | 1.017 | 1.017 | 0.758 | 568.299 | 0.164 | 0.015 |
| Scrapers | 1990 | 1990Scrapers250 | 250 | 1.823 | 14.491 | 5.174 | 1.017 | 1.017 | 0.758 | 568.299 | 0.164 | 0.015 |
| Scrapers | 1990 | 1990Scrapers500 | 500 | 1.607 | 13.709 | 11.673 | 0.867 | 0.867 | 0.662 | 568.299 | 0.145 | 0.015 |
| Scrapers | 1990 | 1990Scrapers750 | 750 | 1.607 | 13.709 | 11.673 | 0.883 | 0.883 | 1.018 | 568.299 | 0.145 | 0.015 |
| Scrapers | 2000 | 2000Scrapers120 | 120 | 1.975 | 11.177 | 4.906 | 0.949 | 0.949 | 0.06 | 568.299 | 0.178 | 0.015 |
| Scrapers | 2000 | 2000Scrapers175 | 175 | 1.346 | 10.226 | 4.046 | 0.572 | 0.572 | 0.057 | 568.299 | 0.121 | 0.015 |
| Scrapers | 2000 | 2000Scrapers250 | 250 | 1.183 | 9.944 | 3.423 | 0.493 | 0.493 | 0.057 | 568.299 | 0.106 | 0.015 |
| Scrapers | 2000 | 2000Scrapers500 | 500 | 1.062 | 9.42 | 6.04 | 0.43 | 0.43 | 0.05 | 568.299 | 0.095 | 0.015 |
| Scrapers | 2000 | 2000Scrapers750 | 750 | 1.062 | 9.42 | 6.04 | 0.43 | 0.43 | 0.052 | 568.299 | 0.095 | 0.015 |
| Scrapers | 2005 | 2005Scrapers120 | 120 | 1.763 | 9.807 | 4.636 | 0.901 | 0.901 | 0.06 | 568.299 | 0.159 | 0.015 |
| Scrapers | 2005 | 2005Scrapers175 | 175 | 1.166 | 8.934 | 3.76 | 0.514 | 0.514 | 0.057 | 568.299 | 0.105 | 0.015 |
| Scrapers | 2005 | 2005Scrapers250 | 250 | 0.921 | 8.58 | 2.602 | 0.377 | 0.377 | 0.057 | 568.299 | 0.083 | 0.015 |
| Scrapers | 2005 | 2005Scrapers500 | 500 | 0.814 | 7.854 | 4.07 | 0.331 | 0.331 | 0.05 | 568.3 | 0.073 | 0.015 |
| Scrapers | 2005 | 2005Scrapers750 | 750 | 0.822 | 7.99 | 4.063 | 0.333 | 0.333 | 0.052 | 568.299 | 0.074 | 0.015 |
| Scrapers | 2010 | 2010Scrapers120 | 120 | 0.6959 | 7.09453 | 3.97834 | 0.5066 | 0.4661 | 0.005 | 537.9051 | 0.1566 | 0.014 |
| Scrapers | 2010 | 2010Scrapers175 | 175 | 0.7626 | 8.55764 | 3.83189 | 0.4438 | 0.4083 | 0.0049 | 532.551 | 0.155 | 0.014 |
| Scrapers | 2010 | 2010Scrapers250 | 250 | 0.7897 | 9.42837 | 3.25278 | 0.4341 | 0.3994 | 0.0048 | 520.9381 | 0.1516 | 0.013 |
| Scrapers | 2010 | 2010Scrapers500 | 500 | 0.5 | 6.75544 | 4.1939 | 0.2719 | 0.2501 | 0.0049 | 525.1553 | 0.1529 | 0.013 |
| Scrapers | 2010 | 2010Scrapers750 | 750 | 0.3819 | 5.53444 | 3.13671 | 0.2092 | 0.1924 | 0.0049 | 525.522 | 0.153 | 0.013 |
| Scrapers | 2011 | 2011Scrapers120 | 120 | 0.6987 | 7.06921 | 4.00655 | 0.5093 | 0.4686 | 0.005 | 536.4691 | 0.1565 | 0.014 |
| Scrapers | 2011 | 2011Scrapers175 | 175 | 0.7622 | 8.51777 | 3.84357 | 0.4441 | 0.4086 | 0.0049 | 531.1835 | 0.155 | 0.014 |
| Scrapers | 2011 | 2011Scrapers250 | 250 | 0.7841 | 9.34756 | 3.22574 | 0.4302 | 0.3958 | 0.0048 | 519.6705 | 0.1516 | 0.013 |
| Scrapers | 2011 | 2011Scrapers500 | 500 | 0.4961 | 6.64672 | 4.14563 | 0.2679 | 0.2464 | 0.0049 | 523.9083 | 0.1529 | 0.013 |
| Scrapers | 2011 | 2011Scrapers750 | 750 | 0.3854 | 5.48614 | 3.14165 | 0.2076 | 0.191 | 0.0049 | 524.1241 | 0.1529 | 0.013 |
| Scrapers | 2012 | 2012Scrapers120 | 120 | 0.7117 | 7.11199 | 4.04661 | 0.519 | 0.4775 | 0.005 | 535.1238 | 0.1565 | 0.014 |
| Scrapers | 2012 | 2012Scrapers175 | 175 | 0.769 | 8.53485 | 3.8659 | 0.4484 | 0.4125 | 0.0049 | 529.8158 | 0.155 | 0.014 |
| Scrapers | 2012 | 2012Scrapers250 | 250 | 0.7858 | 9.33173 | 3.22909 | 0.4301 | 0.3957 | 0.0048 | 518.3695 | 0.1516 | 0.013 |
| Scrapers | 2012 | 2012Scrapers500 | 500 | 0.5013 | 6.64299 | 4.16192 | 0.2686 | 0.2471 | 0.0049 | 522.6784 | 0.1529 | 0.013 |
| Scrapers | 2012 | 2012Scrapers750 | 750 | 0.3934 | 5.49999 | 3.16628 | 0.2094 | 0.1927 | 0.0049 | 522.7621 | 0.1529 | 0.013 |
| Scrapers | 2013 | 2013Scrapers120 | 120 | 0.715 | 7.08801 | 4.06971 | 0.5234 | 0.4816 | 0.005 | 532.4144 | 0.1565 | 0.014 |
| Scrapers | 2013 | 2013Scrapers175 | 175 | 0.7525 | 8.33026 | 3.85136 | 0.4382 | 0.4032 | 0.0049 | 527.0754 | 0.155 | 0.014 |
| Scrapers | 2013 | 2013Scrapers250 | 250 | 0.7757 | 9.20338 | 3.18463 | 0.4231 | 0.3892 | 0.0048 | 515.7585 | 0.1516 | 0.013 |
| Scrapers | 2013 | 2013Scrapers500 | 500 | 0.4963 | 6.51716 | 4.08663 | 0.2635 | 0.2425 | 0.0049 | 520.0884 | 0.1529 | 0.013 |
| Scrapers | 2013 | 2013Scrapers750 | 750 | 0.3886 | 5.3398 | 3.09865 | 0.2036 | 0.1873 | 0.0049 | 520.1031 | 0.1529 | 0.013 |
| Scrapers | 2014 | 2014Scrapers120 | 120 | 0.7189 | 7.0654 | 4.09983 | 0.5262 | 0.4841 | 0.005 | 529.9445 | 0.1566 | 0.014 |
| Scrapers | 2014 | 2014Scrapers175 | 175 | 0.7182 | 7.90715 | 3.80661 | 0.4188 | 0.3853 | 0.0049 | 524.1709 | 0.1549 | 0.013 |
| Scrapers | 2014 | 2014Scrapers250 | 250 | 0.7419 | 8.81494 | 3.06131 | 0.403 | 0.3707 | 0.0048 | 512.8529 | 0.1516 | 0.013 |
| Scrapers | 2014 | 2014Scrapers500 | 500 | 0.4787 | 6.23299 | 3.89824 | 0.2514 | 0.2313 | 0.0049 | 517.3608 | 0.1529 | 0.013 |
| Scrapers | 2014 | 2014Scrapers750 | 750 | 0.3688 | 5.01248 | 2.84564 | 0.1895 | 0.1744 | 0.0049 | 517.3937 | 0.1529 | 0.013 |
| Scrapers | 2015 | 2015Scrapers120 | 120 | 0.7309 | 7.10509 | 4.13678 | 0.5348 | 0.4921 | 0.005 | 524.5601 | 0.1566 | 0.013 |
| Scrapers | 2015 | 2015Scrapers175 | 175 | 0.7139 | 7.76471 | 3.80865 | 0.415 | 0.3818 | 0.0049 | 518.8294 | 0.1549 | 0.013 |
| Scrapers | 2015 | 2015Scrapers250 | 250 | 0.7296 | 8.66317 | 3.00753 | 0.3952 | 0.3636 | 0.0048 | 507.5699 | 0.1515 | 0.013 |
| Scrapers | 2015 | 2015Scrapers500 | 500 | 0.4722 | 6.08577 | 3.788 | 0.2458 | 0.2261 | 0.0049 | 511.9471 | 0.1528 | 0.013 |
| Scrapers | 2015 | 2015Scrapers750 | 750 | 0.3596 | 4.83862 | 2.68469 | 0.1818 | 0.1673 | 0.0049 | 512.0837 | 0.1529 | 0.013 |
| Scrapers | 2016 | 2016Scrapers120 | 120 | 0.7424 | 7.14312 | 4.17273 | 0.5431 | 0.4996 | 0.005 | 519.1668 | 0.1566 | 0.013 |
| Scrapers | 2016 | 2016Scrapers175 | 175 | 0.6876 | 7.3844 | 3.78062 | 0.3967 | 0.365 | 0.0049 | 513.4363 | 0.1549 | 0.013 |
| Scrapers | 2016 | 2016Scrapers250 | 250 | 0.6841 | 8.10864 | 2.8398 | 0.3669 | 0.3376 | 0.0048 | 502.255 | 0.1515 | 0.013 |
| Scrapers | 2016 | 2016Scrapers500 | 500 | 0.4524 | 5.75749 | 3.60633 | 0.2321 | 0.2135 | 0.0049 | 506.3503 | 0.1527 | 0.013 |

| | | | | | | | | | | | | |
|---|---|---|---|---|---|---|---|---|---|---|---|---|
| Scrapers | 2016 | 2016Scrapers750 | 750 | 0.3399 | 4.48425 | 2.48181 | 0.1675 | 0.1541 | 0.0049 | 506.6381 | 0.1528 | 0.013 |
| Scrapers | 2017 | 2017Scrapers120 | 120 | 0.7535 | 7.17946 | 4.20744 | 0.551 | 0.5069 | 0.005 | 511.1123 | 0.1566 | 0.013 |
| Scrapers | 2017 | 2017Scrapers175 | 175 | 0.6292 | 6.67066 | 3.70478 | 0.3594 | 0.3306 | 0.0049 | 505.3309 | 0.1548 | 0.013 |
| Scrapers | 2017 | 2017Scrapers250 | 250 | 0.6269 | 7.39867 | 2.64676 | 0.3327 | 0.306 | 0.0048 | 494.5231 | 0.1515 | 0.013 |
| Scrapers | 2017 | 2017Scrapers500 | 500 | 0.4251 | 5.33951 | 3.33699 | 0.2143 | 0.1971 | 0.0049 | 498.4571 | 0.1527 | 0.013 |
| Scrapers | 2017 | 2017Scrapers750 | 750 | 0.3248 | 4.21648 | 2.29479 | 0.1558 | 0.1433 | 0.0049 | 498.6929 | 0.1528 | 0.013 |
| Scrapers | 2018 | 2018Scrapers120 | 120 | 0.7403 | 7.03577 | 4.20429 | 0.5425 | 0.4991 | 0.005 | 502.8288 | 0.1565 | 0.013 |
| Scrapers | 2018 | 2018Scrapers175 | 175 | 0.5385 | 5.64105 | 3.56847 | 0.3029 | 0.2787 | 0.0049 | 497.3396 | 0.1548 | 0.013 |
| Scrapers | 2018 | 2018Scrapers250 | 250 | 0.5566 | 6.56304 | 2.40704 | 0.2901 | 0.2669 | 0.0048 | 486.9908 | 0.1516 | 0.012 |
| Scrapers | 2018 | 2018Scrapers500 | 500 | 0.3691 | 4.56771 | 2.82811 | 0.18 | 0.1656 | 0.0049 | 490.7734 | 0.1528 | 0.013 |
| Scrapers | 2018 | 2018Scrapers750 | 750 | 0.2938 | 3.74582 | 1.96493 | 0.135 | 0.1242 | 0.0049 | 490.5775 | 0.1527 | 0.013 |
| Scrapers | 2019 | 2019Scrapers120 | 120 | 0.718 | 6.84136 | 4.19661 | 0.5255 | 0.4834 | 0.005 | 494.1 | 0.1563 | 0.013 |
| Scrapers | 2019 | 2019Scrapers175 | 175 | 0.51 | 5.26356 | 3.53297 | 0.2833 | 0.2606 | 0.0049 | 489.2546 | 0.1548 | 0.013 |
| Scrapers | 2019 | 2019Scrapers250 | 250 | 0.5013 | 5.83102 | 2.23321 | 0.2567 | 0.2361 | 0.0048 | 479.0317 | 0.1516 | 0.012 |
| Scrapers | 2019 | 2019Scrapers500 | 500 | 0.3429 | 4.15646 | 2.59466 | 0.1629 | 0.1498 | 0.0049 | 482.7319 | 0.1527 | 0.012 |
| Scrapers | 2019 | 2019Scrapers750 | 750 | 0.2768 | 3.43103 | 1.82903 | 0.1232 | 0.1133 | 0.0049 | 482.5963 | 0.1527 | 0.012 |
| Scrapers | 2020 | 2020Scrapers120 | 120 | 0.7009 | 6.6767 | 4.19756 | 0.5101 | 0.4693 | 0.005 | 483.745 | 0.1565 | 0.012 |
| Scrapers | 2020 | 2020Scrapers175 | 175 | 0.4777 | 4.86851 | 3.50114 | 0.262 | 0.241 | 0.0049 | 478.6077 | 0.1548 | 0.012 |
| Scrapers | 2020 | 2020Scrapers250 | 250 | 0.4462 | 5.089 | 2.06469 | 0.2232 | 0.2054 | 0.0048 | 468.9883 | 0.1517 | 0.012 |
| Scrapers | 2020 | 2020Scrapers500 | 500 | 0.3196 | 3.78254 | 2.40063 | 0.1475 | 0.1357 | 0.0049 | 472.1751 | 0.1527 | 0.012 |
| Scrapers | 2020 | 2020Scrapers750 | 750 | 0.2622 | 3.12592 | 1.72502 | 0.1132 | 0.1042 | 0.0049 | 471.7776 | 0.1526 | 0.012 |
| Scrapers | 2021 | 2021Scrapers120 | 120 | 0.7041 | 6.65882 | 4.21819 | 0.5124 | 0.4714 | 0.005 | 483.7128 | 0.1564 | 0.012 |
| Scrapers | 2021 | 2021Scrapers175 | 175 | 0.4319 | 4.34133 | 3.45599 | 0.2318 | 0.2133 | 0.0049 | 478.654 | 0.1548 | 0.012 |
| Scrapers | 2021 | 2021Scrapers250 | 250 | 0.3906 | 4.36706 | 1.88374 | 0.1891 | 0.174 | 0.0048 | 469.1258 | 0.1517 | 0.012 |
| Scrapers | 2021 | 2021Scrapers500 | 500 | 0.2992 | 3.44481 | 2.25454 | 0.134 | 0.1233 | 0.0049 | 472.4636 | 0.1528 | 0.012 |
| Scrapers | 2021 | 2021Scrapers750 | 750 | 0.2504 | 2.88702 | 1.65772 | 0.1053 | 0.0968 | 0.0049 | 471.7859 | 0.1526 | 0.012 |
| Scrapers | 2022 | 2022Scrapers120 | 120 | 0.6806 | 6.46548 | 4.20484 | 0.4938 | 0.4543 | 0.005 | 483.4481 | 0.1564 | 0.012 |
| Scrapers | 2022 | 2022Scrapers175 | 175 | 0.3897 | 3.83296 | 3.41662 | 0.2036 | 0.1873 | 0.0049 | 478.7411 | 0.1548 | 0.012 |
| Scrapers | 2022 | 2022Scrapers250 | 250 | 0.3414 | 3.66905 | 1.74265 | 0.16 | 0.1472 | 0.0048 | 469.2686 | 0.1518 | 0.012 |
| Scrapers | 2022 | 2022Scrapers500 | 500 | 0.2637 | 2.87856 | 2.05212 | 0.1124 | 0.1034 | 0.0049 | 473.2304 | 0.1531 | 0.012 |
| Scrapers | 2022 | 2022Scrapers750 | 750 | 0.224 | 2.47537 | 1.50816 | 0.0899 | 0.0827 | 0.0049 | 471.2788 | 0.1524 | 0.012 |
| Scrapers | 2023 | 2023Scrapers120 | 120 | 0.6299 | 6.02603 | 4.14443 | 0.4579 | 0.4212 | 0.005 | 483.0296 | 0.1562 | 0.012 |
| Scrapers | 2023 | 2023Scrapers175 | 175 | 0.3613 | 3.47913 | 3.39533 | 0.1839 | 0.1692 | 0.0049 | 478.6814 | 0.1548 | 0.012 |
| Scrapers | 2023 | 2023Scrapers250 | 250 | 0.3174 | 3.2838 | 1.67839 | 0.1441 | 0.1325 | 0.0048 | 469.5597 | 0.1519 | 0.012 |
| Scrapers | 2023 | 2023Scrapers500 | 500 | 0.2532 | 2.66611 | 1.97527 | 0.1045 | 0.0962 | 0.0049 | 473.1772 | 0.153 | 0.012 |
| Scrapers | 2023 | 2023Scrapers750 | 750 | 0.2215 | 2.38587 | 1.51295 | 0.0872 | 0.0802 | 0.0049 | 471.2953 | 0.1524 | 0.012 |
| Scrapers | 2024 | 2024Scrapers120 | 120 | 0.5747 | 5.63222 | 4.09486 | 0.4144 | 0.3813 | 0.005 | 482.7009 | 0.1561 | 0.012 |
| Scrapers | 2024 | 2024Scrapers175 | 175 | 0.3361 | 3.15631 | 3.37249 | 0.1665 | 0.1532 | 0.0049 | 478.8089 | 0.1549 | 0.012 |
| Scrapers | 2024 | 2024Scrapers250 | 250 | 0.3014 | 3.01379 | 1.62739 | 0.1332 | 0.1225 | 0.0048 | 469.3521 | 0.1518 | 0.012 |
| Scrapers | 2024 | 2024Scrapers500 | 500 | 0.2446 | 2.47694 | 1.92055 | 0.0979 | 0.0901 | 0.0049 | 472.8455 | 0.1529 | 0.012 |
| Scrapers | 2024 | 2024Scrapers750 | 750 | 0.2128 | 2.18653 | 1.46065 | 0.0807 | 0.0743 | 0.0049 | 471.4291 | 0.1525 | 0.012 |
| Scrapers | 2025 | 2025Scrapers120 | 120 | 0.5663 | 5.50259 | 4.09423 | 0.4048 | 0.3724 | 0.005 | 482.3629 | 0.156 | 0.012 |
| Scrapers | 2025 | 2025Scrapers175 | 175 | 0.2901 | 2.63098 | 3.3209 | 0.1367 | 0.1258 | 0.0049 | 478.9476 | 0.1549 | 0.012 |
| Scrapers | 2025 | 2025Scrapers250 | 250 | 0.2912 | 2.80326 | 1.60249 | 0.1254 | 0.1153 | 0.0048 | 469.4459 | 0.1518 | 0.012 |
| Scrapers | 2025 | 2025Scrapers500 | 500 | 0.2162 | 2.05051 | 1.7318 | 0.0807 | 0.0743 | 0.0049 | 472.5394 | 0.1528 | 0.012 |
| Scrapers | 2025 | 2025Scrapers750 | 750 | 0.1836 | 1.71287 | 1.33825 | 0.0641 | 0.059 | 0.0049 | 472.115 | 0.1527 | 0.012 |
| Scrapers | 2030 | 2030Scrapers120 | 120 | 0.41 | 2.384 | 3.866 | 0.111 | 0.111 | 0.006 | 568.299 | 0.037 | 0.015 |
| Scrapers | 2030 | 2030Scrapers175 | 175 | 0.301 | 1.32 | 3.389 | 0.068 | 0.068 | 0.006 | 568.299 | 0.027 | 0.015 |
| Scrapers | 2030 | 2030Scrapers250 | 250 | 0.264 | 1.149 | 1.206 | 0.042 | 0.042 | 0.006 | 568.299 | 0.023 | 0.015 |
| Scrapers | 2030 | 2030Scrapers500 | 500 | 0.259 | 1.057 | 1.184 | 0.04 | 0.04 | 0.005 | 568.299 | 0.023 | 0.015 |
| Scrapers | 2030 | 2030Scrapers750 | 750 | 0.259 | 1.075 | 1.184 | 0.04 | 0.04 | 0.005 | 568.299 | 0.023 | 0.015 |
| Scrapers | 2035 | 2035Scrapers120 | 120 | 0.348 | 1.943 | 3.842 | 0.064 | 0.064 | 0.006 | 568.299 | 0.031 | 0.015 |
| Scrapers | 2035 | 2035Scrapers175 | 175 | 0.25 | 0.824 | 3.382 | 0.04 | 0.04 | 0.005 | 568.299 | 0.022 | 0.015 |
| Scrapers | 2035 | 2035Scrapers250 | 250 | 0.229 | 0.717 | 1.175 | 0.026 | 0.026 | 0.006 | 568.299 | 0.02 | 0.015 |
| Scrapers | 2035 | 2035Scrapers500 | 500 | 0.226 | 0.674 | 1.123 | 0.025 | 0.025 | 0.005 | 568.3 | 0.02 | 0.015 |
| Scrapers | 2035 | 2035Scrapers750 | 750 | 0.226 | 0.682 | 1.123 | 0.025 | 0.025 | 0.005 | 568.299 | 0.02 | 0.015 |
| Scrapers | 2040 | 2040Scrapers120 | 120 | 0.316 | 1.715 | 3.833 | 0.04 | 0.04 | 0.006 | 568.299 | 0.028 | 0.015 |
| Scrapers | 2040 | 2040Scrapers175 | 175 | 0.221 | 0.549 | 3.381 | 0.026 | 0.026 | 0.006 | 568.299 | 0.02 | 0.015 |
| Scrapers | 2040 | 2040Scrapers250 | 250 | 0.21 | 0.498 | 1.159 | 0.018 | 0.018 | 0.006 | 568.3 | 0.018 | 0.015 |
| Scrapers | 2040 | 2040Scrapers500 | 500 | 0.209 | 0.475 | 1.1 | 0.017 | 0.017 | 0.005 | 568.299 | 0.018 | 0.015 |
| Scrapers | 2040 | 2040Scrapers750 | 750 | 0.209 | 0.48 | 1.1 | 0.017 | 0.017 | 0.005 | 568.299 | 0.018 | 0.015 |
| Signal Boards | 1990 | 1990Signal Boards15 | 15 | 1.804 | 9.999 | 4.999 | 0.975 | 0.975 | 1.049 | 568.299 | 0.162 | 0.015 |
| Signal Boards | 1990 | 1990Signal Boards50 | 50 | 3.65 | 7.518 | 7.626 | 1.035 | 1.035 | 0.871 | 568.299 | 0.329 | 0.015 |
| Signal Boards | 1990 | 1990Signal Boards120 | 120 | 2.037 | 13.738 | 5.201 | 1.095 | 1.095 | 0.791 | 568.3 | 0.183 | 0.015 |
| Signal Boards | 1990 | 1990Signal Boards175 | 175 | 1.395 | 12.364 | 4.603 | 0.728 | 0.728 | 0.758 | 568.3 | 0.125 | 0.015 |
| Signal Boards | 1990 | 1990Signal Boards250 | 250 | 1.685 | 14.94 | 5.563 | 0.88 | 0.88 | 0.917 | 686.695 | 0.152 | 0.018 |
| Signal Boards | 2000 | 2000Signal Boards15 | 15 | 1.325 | 7.675 | 4.257 | 0.61 | 0.61 | 0.079 | 568.299 | 0.119 | 0.015 |
| Signal Boards | 2000 | 2000Signal Boards50 | 50 | 3.424 | 6.709 | 7.268 | 0.765 | 0.765 | 0.066 | 568.299 | 0.309 | 0.015 |
| Signal Boards | 2000 | 2000Signal Boards120 | 120 | 1.646 | 9.835 | 4.338 | 0.756 | 0.756 | 0.06 | 568.299 | 0.148 | 0.015 |
| Signal Boards | 2000 | 2000Signal Boards175 | 175 | 1.103 | 8.941 | 3.53 | 0.447 | 0.447 | 0.057 | 568.299 | 0.099 | 0.015 |
| Signal Boards | 2000 | 2000Signal Boards250 | 250 | 1.105 | 10.385 | 3.359 | 0.438 | 0.438 | 0.069 | 686.695 | 0.099 | 0.018 |
| Signal Boards | 2005 | 2005Signal Boards15 | 15 | 0.742 | 4.981 | 3.469 | 0.35 | 0.35 | 0.079 | 568.299 | 0.066 | 0.015 |
| Signal Boards | 2005 | 2005Signal Boards50 | 50 | 3.002 | 6.227 | 6.663 | 0.704 | 0.704 | 0.066 | 568.299 | 0.27 | 0.015 |
| Signal Boards | 2005 | 2005Signal Boards120 | 120 | 1.398 | 8.234 | 4 | 0.695 | 0.695 | 0.06 | 568.299 | 0.126 | 0.015 |
| Signal Boards | 2005 | 2005Signal Boards175 | 175 | 0.91 | 7.528 | 3.185 | 0.383 | 0.383 | 0.057 | 568.3 | 0.082 | 0.015 |
| Signal Boards | 2005 | 2005Signal Boards250 | 250 | 0.778 | 8.577 | 2.245 | 0.303 | 0.303 | 0.069 | 686.695 | 0.07 | 0.018 |
| Signal Boards | 2010 | 2010Signal Boards15 | 15 | 0.661 | 4.142 | 3.469 | 0.155 | 0.155 | 0.008 | 568.299 | 0.059 | 0.015 |
| Signal Boards | 2010 | 2010Signal Boards50 | 50 | 2.343 | 5.792 | 6.009 | 0.571 | 0.571 | 0.007 | 568.299 | 0.211 | 0.015 |
| Signal Boards | 2010 | 2010Signal Boards120 | 120 | 1.059 | 6.693 | 3.811 | 0.56 | 0.56 | 0.006 | 568.299 | 0.095 | 0.015 |
| Signal Boards | 2010 | 2010Signal Boards175 | 175 | 0.701 | 5.958 | 3.102 | 0.311 | 0.311 | 0.006 | 568.299 | 0.063 | 0.015 |
| Signal Boards | 2010 | 2010Signal Boards250 | 250 | 0.551 | 6.749 | 1.651 | 0.212 | 0.212 | 0.007 | 686.695 | 0.049 | 0.018 |
| Signal Boards | 2011 | 2011Signal Boards15 | 15 | 0.661 | 4.142 | 3.469 | 0.156 | 0.156 | 0.008 | 568.299 | 0.059 | 0.015 |
| Signal Boards | 2011 | 2011Signal Boards50 | 50 | 2.178 | 5.698 | 5.834 | 0.541 | 0.541 | 0.007 | 568.299 | 0.196 | 0.015 |
| Signal Boards | 2011 | 2011Signal Boards120 | 120 | 0.986 | 6.327 | 3.774 | 0.535 | 0.535 | 0.006 | 568.299 | 0.089 | 0.015 |
| Signal Boards | 2011 | 2011Signal Boards175 | 175 | 0.658 | 5.615 | 3.09 | 0.298 | 0.298 | 0.006 | 568.299 | 0.059 | 0.015 |
| Signal Boards | 2011 | 2011Signal Boards250 | 250 | 0.506 | 6.272 | 1.548 | 0.19 | 0.19 | 0.007 | 686.695 | 0.045 | 0.018 |
| Signal Boards | 2012 | 2012Signal Boards15 | 15 | 0.661 | 4.142 | 3.469 | 0.16 | 0.16 | 0.008 | 568.299 | 0.059 | 0.015 |
| Signal Boards | 2012 | 2012Signal Boards50 | 50 | 1.995 | 5.596 | 5.632 | 0.508 | 0.508 | 0.007 | 568.299 | 0.18 | 0.015 |
| Signal Boards | 2012 | 2012Signal Boards120 | 120 | 0.909 | 5.923 | 3.733 | 0.498 | 0.498 | 0.006 | 568.299 | 0.082 | 0.015 |
| Signal Boards | 2012 | 2012Signal Boards175 | 175 | 0.611 | 5.246 | 3.077 | 0.275 | 0.275 | 0.006 | 568.3 | 0.055 | 0.015 |
| Signal Boards | 2012 | 2012Signal Boards250 | 250 | 0.469 | 5.81 | 1.483 | 0.171 | 0.171 | 0.007 | 686.695 | 0.042 | 0.018 |
| Signal Boards | 2013 | 2013Signal Boards15 | 15 | 0.661 | 4.142 | 3.469 | 0.161 | 0.161 | 0.008 | 568.299 | 0.059 | 0.015 |
| Signal Boards | 2013 | 2013Signal Boards50 | 50 | 1.808 | 5.362 | 5.427 | 0.465 | 0.465 | 0.007 | 568.299 | 0.163 | 0.015 |
| Signal Boards | 2013 | 2013Signal Boards120 | 120 | 0.833 | 5.532 | 3.694 | 0.456 | 0.456 | 0.006 | 568.299 | 0.075 | 0.015 |
| Signal Boards | 2013 | 2013Signal Boards175 | 175 | 0.564 | 4.903 | 3.067 | 0.252 | 0.252 | 0.006 | 568.3 | 0.05 | 0.015 |
| Signal Boards | 2013 | 2013Signal Boards250 | 250 | 0.439 | 5.369 | 1.439 | 0.156 | 0.156 | 0.007 | 686.695 | 0.039 | 0.018 |
| Signal Boards | 2014 | 2014Signal Boards15 | 15 | 0.661 | 4.142 | 3.469 | 0.161 | 0.161 | 0.008 | 568.299 | 0.059 | 0.015 |
| Signal Boards | 2014 | 2014Signal Boards50 | 50 | 1.625 | 5.139 | 5.231 | 0.422 | 0.422 | 0.007 | 568.299 | 0.146 | 0.015 |
| Signal Boards | 2014 | 2014Signal Boards120 | 120 | 0.759 | 5.186 | 3.658 | 0.414 | 0.414 | 0.006 | 568.299 | 0.068 | 0.015 |
| Signal Boards | 2014 | 2014Signal Boards175 | 175 | 0.52 | 4.582 | 3.058 | 0.228 | 0.228 | 0.006 | 568.299 | 0.046 | 0.015 |
| Signal Boards | 2014 | 2014Signal Boards250 | 250 | 0.408 | 4.857 | 1.402 | 0.141 | 0.141 | 0.007 | 686.695 | 0.036 | 0.018 |
| Signal Boards | 2015 | 2015Signal Boards15 | 15 | 0.661 | 4.142 | 3.469 | 0.161 | 0.161 | 0.008 | 568.299 | 0.059 | 0.015 |
| Signal Boards | 2015 | 2015Signal Boards50 | 50 | 1.461 | 4.943 | 5.068 | 0.382 | 0.382 | 0.007 | 568.299 | 0.131 | 0.015 |
| Signal Boards | 2015 | 2015Signal Boards120 | 120 | 0.687 | 4.791 | 3.624 | 0.371 | 0.371 | 0.006 | 568.299 | 0.062 | 0.015 |
| Signal Boards | 2015 | 2015Signal Boards175 | 175 | 0.474 | 4.136 | 3.052 | 0.205 | 0.205 | 0.006 | 568.299 | 0.042 | 0.015 |
| Signal Boards | 2015 | 2015Signal Boards250 | 250 | 0.38 | 4.365 | 1.371 | 0.127 | 0.127 | 0.007 | 686.695 | 0.034 | 0.018 |
| Signal Boards | 2016 | 2016Signal Boards15 | 15 | 0.661 | 4.142 | 3.469 | 0.161 | 0.161 | 0.008 | 568.299 | 0.059 | 0.015 |
| Signal Boards | 2016 | 2016Signal Boards50 | 50 | 1.306 | 4.761 | 4.921 | 0.343 | 0.343 | 0.007 | 568.299 | 0.117 | 0.015 |
| Signal Boards | 2016 | 2016Signal Boards120 | 120 | 0.618 | 4.414 | 3.594 | 0.33 | 0.33 | 0.006 | 568.299 | 0.055 | 0.015 |
| Signal Boards | 2016 | 2016Signal Boards175 | 175 | 0.43 | 3.708 | 3.047 | 0.183 | 0.183 | 0.006 | 568.299 | 0.038 | 0.015 |
| Signal Boards | 2016 | 2016Signal Boards250 | 250 | 0.354 | 3.894 | 1.344 | 0.114 | 0.114 | 0.007 | 686.695 | 0.031 | 0.018 |
| Signal Boards | 2017 | 2017Signal Boards15 | 15 | 0.661 | 4.142 | 3.469 | 0.161 | 0.161 | 0.008 | 568.299 | 0.059 | 0.015 |
| Signal Boards | 2017 | 2017Signal Boards50 | 50 | 1.158 | 4.59 | 4.785 | 0.306 | 0.306 | 0.007 | 568.299 | 0.104 | 0.015 |

| | | | | | | | | | | | | |
|---|---|---|---|---|---|---|---|---|---|---|---|---|
| Signal Boards | 2017 | 2017Signal Boards120 | 120 | 0 553 | 4 059 | 3 566 | 0 29 | 0 29 | 0 006 | 568 299 | 0 049 | 0 015 |
| Signal Boards | 2017 | 2017Signal Boards175 | 175 | 0 388 | 3 305 | 3 044 | 0 161 | 0 161 | 0 006 | 568 299 | 0 035 | 0 015 |
| Signal Boards | 2017 | 2017Signal Boards250 | 250 | 0 33 | 3 452 | 1 323 | 0 101 | 0 101 | 0 007 | 686 695 | 0 029 | 0 018 |
| Signal Boards | 2018 | 2018Signal Boards15 | 15 | 0 661 | 4 142 | 3 469 | 0 161 | 0 161 | 0 008 | 568 299 | 0 059 | 0 015 |
| Signal Boards | 2018 | 2018Signal Boards50 | 50 | 1 018 | 4 427 | 4 657 | 0 27 | 0 27 | 0 007 | 568 299 | 0 091 | 0 015 |
| Signal Boards | 2018 | 2018Signal Boards120 | 120 | 0 492 | 3 723 | 3 541 | 0 252 | 0 252 | 0 006 | 568 299 | 0 044 | 0 015 |
| Signal Boards | 2018 | 2018Signal Boards175 | 175 | 0 351 | 2 93 | 3 043 | 0 141 | 0 141 | 0 006 | 568 299 | 0 031 | 0 015 |
| Signal Boards | 2018 | 2018Signal Boards250 | 250 | 0 309 | 3 04 | 1 306 | 0 09 | 0 09 | 0 007 | 686 695 | 0 027 | 0 018 |
| Signal Boards | 2019 | 2019Signal Boards15 | 15 | 0 661 | 4 142 | 3 47 | 0 161 | 0 161 | 0 008 | 568 299 | 0 059 | 0 015 |
| Signal Boards | 2019 | 2019Signal Boards50 | 50 | 0 887 | 4 272 | 4 538 | 0 236 | 0 236 | 0 007 | 568 3 | 0 08 | 0 015 |
| Signal Boards | 2019 | 2019Signal Boards120 | 120 | 0 437 | 3 41 | 3 519 | 0 216 | 0 216 | 0 006 | 568 299 | 0 039 | 0 015 |
| Signal Boards | 2019 | 2019Signal Boards175 | 175 | 0 321 | 2 601 | 3 043 | 0 125 | 0 125 | 0 006 | 568 299 | 0 029 | 0 015 |
| Signal Boards | 2019 | 2019Signal Boards250 | 250 | 0 291 | 2 676 | 1 292 | 0 08 | 0 08 | 0 007 | 686 695 | 0 026 | 0 018 |
| Signal Boards | 2020 | 2020Signal Boards15 | 15 | 0 661 | 4 142 | 3 469 | 0 161 | 0 161 | 0 008 | 568 299 | 0 059 | 0 015 |
| Signal Boards | 2020 | 2020Signal Boards50 | 50 | 0 788 | 4 132 | 4 448 | 0 206 | 0 206 | 0 007 | 568 299 | 0 071 | 0 015 |
| Signal Boards | 2020 | 2020Signal Boards120 | 120 | 0 395 | 3 134 | 3 504 | 0 187 | 0 187 | 0 006 | 568 299 | 0 035 | 0 015 |
| Signal Boards | 2020 | 2020Signal Boards175 | 175 | 0 298 | 2 309 | 3 043 | 0 11 | 0 11 | 0 006 | 568 299 | 0 026 | 0 015 |
| Signal Boards | 2020 | 2020Signal Boards250 | 250 | 0 274 | 2 35 | 1 281 | 0 071 | 0 071 | 0 007 | 686 695 | 0 024 | 0 018 |
| Signal Boards | 2021 | 2021Signal Boards15 | 15 | 0 661 | 4 142 | 3 469 | 0 161 | 0 161 | 0 008 | 568 299 | 0 059 | 0 015 |
| Signal Boards | 2021 | 2021Signal Boards50 | 50 | 0 714 | 4 002 | 4 38 | 0 179 | 0 179 | 0 007 | 568 299 | 0 064 | 0 015 |
| Signal Boards | 2021 | 2021Signal Boards120 | 120 | 0 363 | 2 889 | 3 493 | 0 162 | 0 162 | 0 006 | 568 299 | 0 032 | 0 015 |
| Signal Boards | 2021 | 2021Signal Boards175 | 175 | 0 278 | 2 043 | 3 043 | 0 098 | 0 098 | 0 006 | 568 299 | 0 025 | 0 015 |
| Signal Boards | 2021 | 2021Signal Boards250 | 250 | 0 26 | 2 053 | 1 273 | 0 063 | 0 063 | 0 007 | 686 695 | 0 023 | 0 018 |
| Signal Boards | 2022 | 2022Signal Boards15 | 15 | 0 661 | 4 142 | 3 469 | 0 161 | 0 161 | 0 008 | 568 3 | 0 059 | 0 015 |
| Signal Boards | 2022 | 2022Signal Boards50 | 50 | 0 655 | 3 88 | 4 325 | 0 154 | 0 154 | 0 007 | 568 299 | 0 059 | 0 015 |
| Signal Boards | 2022 | 2022Signal Boards120 | 120 | 0 337 | 2 668 | 3 484 | 0 141 | 0 141 | 0 006 | 568 299 | 0 03 | 0 015 |
| Signal Boards | 2022 | 2022Signal Boards175 | 175 | 0 26 | 1 801 | 3 044 | 0 086 | 0 086 | 0 006 | 568 299 | 0 023 | 0 015 |
| Signal Boards | 2022 | 2022Signal Boards250 | 250 | 0 247 | 1 782 | 1 266 | 0 055 | 0 055 | 0 007 | 686 695 | 0 022 | 0 018 |
| Signal Boards | 2023 | 2023Signal Boards15 | 15 | 0 661 | 4 142 | 3 469 | 0 161 | 0 161 | 0 008 | 568 299 | 0 059 | 0 015 |
| Signal Boards | 2023 | 2023Signal Boards50 | 50 | 0 603 | 3 767 | 4 282 | 0 132 | 0 132 | 0 007 | 568 299 | 0 054 | 0 015 |
| Signal Boards | 2023 | 2023Signal Boards120 | 120 | 0 315 | 2 472 | 3 478 | 0 122 | 0 122 | 0 006 | 568 299 | 0 028 | 0 015 |
| Signal Boards | 2023 | 2023Signal Boards175 | 175 | 0 244 | 1 602 | 3 045 | 0 075 | 0 075 | 0 006 | 568 299 | 0 022 | 0 015 |
| Signal Boards | 2023 | 2023Signal Boards250 | 250 | 0 235 | 1 562 | 1 263 | 0 048 | 0 048 | 0 007 | 686 695 | 0 021 | 0 018 |
| Signal Boards | 2024 | 2024Signal Boards15 | 15 | 0 661 | 4 142 | 3 469 | 0 161 | 0 161 | 0 008 | 568 299 | 0 059 | 0 015 |
| Signal Boards | 2024 | 2024Signal Boards50 | 50 | 0 559 | 3 662 | 4 247 | 0 114 | 0 114 | 0 007 | 568 299 | 0 05 | 0 015 |
| Signal Boards | 2024 | 2024Signal Boards120 | 120 | 0 296 | 2 315 | 3 474 | 0 105 | 0 105 | 0 006 | 568 299 | 0 026 | 0 015 |
| Signal Boards | 2024 | 2024Signal Boards175 | 175 | 0 229 | 1 427 | 3 047 | 0 065 | 0 065 | 0 006 | 568 299 | 0 02 | 0 015 |
| Signal Boards | 2024 | 2024Signal Boards250 | 250 | 0 224 | 1 37 | 1 259 | 0 041 | 0 041 | 0 007 | 686 695 | 0 02 | 0 018 |
| Signal Boards | 2025 | 2025Signal Boards15 | 15 | 0 661 | 4 142 | 3 469 | 0 161 | 0 161 | 0 008 | 568 299 | 0 059 | 0 015 |
| Signal Boards | 2025 | 2025Signal Boards50 | 50 | 0 522 | 3 561 | 4 217 | 0 098 | 0 098 | 0 007 | 568 299 | 0 047 | 0 015 |
| Signal Boards | 2025 | 2025Signal Boards120 | 120 | 0 278 | 2 179 | 3 47 | 0 089 | 0 089 | 0 006 | 568 299 | 0 025 | 0 015 |
| Signal Boards | 2025 | 2025Signal Boards175 | 175 | 0 215 | 1 262 | 3 049 | 0 055 | 0 055 | 0 006 | 568 299 | 0 019 | 0 015 |
| Signal Boards | 2025 | 2025Signal Boards250 | 250 | 0 213 | 1 192 | 1 257 | 0 035 | 0 035 | 0 007 | 686 695 | 0 019 | 0 018 |
| Signal Boards | 2030 | 2030Signal Boards15 | 15 | 0 661 | 4 142 | 3 47 | 0 161 | 0 161 | 0 008 | 568 299 | 0 059 | 0 015 |
| Signal Boards | 2030 | 2030Signal Boards50 | 50 | 0 393 | 3 193 | 4 099 | 0 04 | 0 04 | 0 007 | 568 299 | 0 035 | 0 015 |
| Signal Boards | 2030 | 2030Signal Boards120 | 120 | 0 213 | 1 657 | 3 451 | 0 035 | 0 035 | 0 006 | 568 3 | 0 019 | 0 015 |
| Signal Boards | 2030 | 2030Signal Boards175 | 175 | 0 157 | 0 586 | 3 048 | 0 024 | 0 024 | 0 006 | 568 299 | 0 014 | 0 015 |
| Signal Boards | 2030 | 2030Signal Boards250 | 250 | 0 176 | 0 594 | 1 255 | 0 019 | 0 019 | 0 007 | 686 695 | 0 015 | 0 018 |
| Signal Boards | 2035 | 2035Signal Boards15 | 15 | 0 661 | 4 142 | 3 469 | 0 161 | 0 161 | 0 008 | 568 299 | 0 059 | 0 015 |
| Signal Boards | 2035 | 2035Signal Boards50 | 50 | 0 356 | 3 082 | 4 067 | 0 02 | 0 02 | 0 007 | 568 299 | 0 032 | 0 015 |
| Signal Boards | 2035 | 2035Signal Boards120 | 120 | 0 192 | 1 482 | 3 445 | 0 018 | 0 018 | 0 006 | 568 299 | 0 017 | 0 015 |
| Signal Boards | 2035 | 2035Signal Boards175 | 175 | 0 138 | 0 372 | 3 048 | 0 014 | 0 014 | 0 006 | 568 299 | 0 012 | 0 015 |
| Signal Boards | 2035 | 2035Signal Boards250 | 250 | 0 162 | 0 401 | 1 254 | 0 014 | 0 014 | 0 007 | 686 695 | 0 014 | 0 018 |
| Signal Boards | 2040 | 2040Signal Boards15 | 15 | 0 661 | 4 142 | 3 469 | 0 161 | 0 161 | 0 008 | 568 299 | 0 059 | 0 015 |
| Signal Boards | 2040 | 2040Signal Boards50 | 50 | 0 356 | 3 037 | 4 074 | 0 014 | 0 014 | 0 007 | 568 299 | 0 032 | 0 015 |
| Signal Boards | 2040 | 2040Signal Boards120 | 120 | 0 188 | 1 428 | 3 447 | 0 013 | 0 013 | 0 006 | 568 299 | 0 016 | 0 015 |
| Signal Boards | 2040 | 2040Signal Boards175 | 175 | 0 131 | 0 296 | 3 05 | 0 011 | 0 011 | 0 006 | 568 299 | 0 011 | 0 015 |
| Signal Boards | 2040 | 2040Signal Boards250 | 250 | 0 157 | 0 341 | 1 255 | 0 012 | 0 012 | 0 007 | 686 695 | 0 014 | 0 018 |
| Skid Steer Loaders | 1990 | 1990Skid Steer Loaders25 | 25 | 2 213 | 6 919 | 4 999 | 0 741 | 0 741 | 0 855 | 568 299 | 0 199 | 0 015 |
| Skid Steer Loaders | 1990 | 1990Skid Steer Loaders50 | 50 | 4 466 | 7 821 | 9 113 | 1 202 | 1 202 | 0 871 | 568 299 | 0 403 | 0 015 |
| Skid Steer Loaders | 1990 | 1990Skid Steer Loaders120 | 120 | 2 252 | 14 506 | 5 536 | 1 262 | 1 262 | 0 791 | 568 299 | 0 203 | 0 015 |
| Skid Steer Loaders | 2000 | 2000Skid Steer Loaders25 | 25 | 2 092 | 6 403 | 4 777 | 0 568 | 0 568 | 0 065 | 568 299 | 0 188 | 0 015 |
| Skid Steer Loaders | 2000 | 2000Skid Steer Loaders50 | 50 | 3 723 | 6 733 | 7 849 | 0 816 | 0 816 | 0 066 | 568 299 | 0 335 | 0 015 |
| Skid Steer Loaders | 2000 | 2000Skid Steer Loaders120 | 120 | 1 579 | 9 028 | 4 162 | 0 779 | 0 779 | 0 06 | 568 299 | 0 142 | 0 015 |
| Skid Steer Loaders | 2005 | 2005Skid Steer Loaders25 | 25 | 1 505 | 5 913 | 3 709 | 0 461 | 0 461 | 0 065 | 568 299 | 0 135 | 0 015 |
| Skid Steer Loaders | 2005 | 2005Skid Steer Loaders50 | 50 | 3 024 | 6 068 | 6 864 | 0 716 | 0 716 | 0 066 | 568 3 | 0 272 | 0 015 |
| Skid Steer Loaders | 2005 | 2005Skid Steer Loaders120 | 120 | 1 339 | 7 653 | 3 988 | 0 712 | 0 712 | 0 06 | 568 299 | 0 12 | 0 015 |
| Skid Steer Loaders | 2010 | 2010Skid Steer Loaders25 | 25 | 0 9995 | 5 29745 | 4 48486 | 0 4354 | 0 4006 | 0 0054 | 586 3356 | 0 1707 | 0 015 |
| Skid Steer Loaders | 2010 | 2010Skid Steer Loaders50 | 50 | 0 9995 | 5 29745 | 4 48486 | 0 4354 | 0 4006 | 0 0054 | 586 3356 | 0 1707 | 0 015 |
| Skid Steer Loaders | 2010 | 2010Skid Steer Loaders120 | 120 | 0 4242 | 5 19396 | 3 40768 | 0 3441 | 0 3166 | 0 0049 | 525 6915 | 0 153 | 0 013 |
| Skid Steer Loaders | 2011 | 2011Skid Steer Loaders25 | 25 | 0 8871 | 5 2163 | 4 32754 | 0 402 | 0 3698 | 0 0054 | 584 7285 | 0 1706 | 0 015 |
| Skid Steer Loaders | 2011 | 2011Skid Steer Loaders50 | 50 | 0 8871 | 5 2163 | 4 32754 | 0 402 | 0 3698 | 0 0054 | 584 7285 | 0 1706 | 0 015 |
| Skid Steer Loaders | 2011 | 2011Skid Steer Loaders120 | 120 | 0 3867 | 4 88341 | 3 38539 | 0 3163 | 0 291 | 0 0049 | 524 0915 | 0 1529 | 0 013 |
| Skid Steer Loaders | 2012 | 2012Skid Steer Loaders25 | 25 | 0 8666 | 5 12974 | 4 33156 | 0 3877 | 0 3567 | 0 0054 | 583 1258 | 0 1706 | 0 015 |
| Skid Steer Loaders | 2012 | 2012Skid Steer Loaders50 | 50 | 0 8666 | 5 12974 | 4 33156 | 0 3877 | 0 3567 | 0 0054 | 583 1258 | 0 1706 | 0 015 |
| Skid Steer Loaders | 2012 | 2012Skid Steer Loaders120 | 120 | 0 3725 | 4 73478 | 3 38462 | 0 3031 | 0 2788 | 0 0049 | 522 5357 | 0 1529 | 0 013 |
| Skid Steer Loaders | 2013 | 2013Skid Steer Loaders25 | 25 | 0 7635 | 4 84472 | 4 17576 | 0 3375 | 0 3105 | 0 0054 | 580 0144 | 0 1705 | 0 015 |
| Skid Steer Loaders | 2013 | 2013Skid Steer Loaders50 | 50 | 0 7635 | 4 84472 | 4 17576 | 0 3375 | 0 3105 | 0 0054 | 580 0144 | 0 1705 | 0 015 |
| Skid Steer Loaders | 2013 | 2013Skid Steer Loaders120 | 120 | 0 3403 | 4 44237 | 3 36337 | 0 271 | 0 2494 | 0 0049 | 519 6388 | 0 1528 | 0 013 |
| Skid Steer Loaders | 2014 | 2014Skid Steer Loaders25 | 25 | 0 6644 | 4 54075 | 4 01585 | 0 2856 | 0 2628 | 0 0054 | 577 0757 | 0 1705 | 0 015 |
| Skid Steer Loaders | 2014 | 2014Skid Steer Loaders50 | 50 | 0 6644 | 4 54075 | 4 01585 | 0 2856 | 0 2628 | 0 0054 | 577 0757 | 0 1705 | 0 015 |
| Skid Steer Loaders | 2014 | 2014Skid Steer Loaders120 | 120 | 0 3041 | 4 0133 | 3 33829 | 0 2345 | 0 2158 | 0 0049 | 517 0621 | 0 1528 | 0 013 |
| Skid Steer Loaders | 2015 | 2015Skid Steer Loaders25 | 25 | 0 6392 | 4 43612 | 4 00436 | 0 2674 | 0 246 | 0 0054 | 571 4195 | 0 1706 | 0 015 |
| Skid Steer Loaders | 2015 | 2015Skid Steer Loaders50 | 50 | 0 6392 | 4 43612 | 4 00436 | 0 2674 | 0 246 | 0 0054 | 571 4195 | 0 1706 | 0 015 |
| Skid Steer Loaders | 2015 | 2015Skid Steer Loaders120 | 120 | 0 2939 | 3 8106 | 3 33751 | 0 2202 | 0 2026 | 0 0049 | 511 595 | 0 1527 | 0 013 |
| Skid Steer Loaders | 2016 | 2016Skid Steer Loaders25 | 25 | 0 5992 | 4 26784 | 3 95661 | 0 2406 | 0 2213 | 0 0054 | 565 2281 | 0 1705 | 0 014 |
| Skid Steer Loaders | 2016 | 2016Skid Steer Loaders50 | 50 | 0 5992 | 4 26784 | 3 95661 | 0 2406 | 0 2213 | 0 0054 | 565 2281 | 0 1705 | 0 014 |
| Skid Steer Loaders | 2016 | 2016Skid Steer Loaders120 | 120 | 0 2731 | 3 53439 | 3 32767 | 0 1974 | 0 1816 | 0 0049 | 506 2971 | 0 1527 | 0 013 |
| Skid Steer Loaders | 2017 | 2017Skid Steer Loaders25 | 25 | 0 5684 | 4 11272 | 3 91907 | 0 2175 | 0 2001 | 0 0054 | 556 7144 | 0 1706 | 0 014 |
| Skid Steer Loaders | 2017 | 2017Skid Steer Loaders50 | 50 | 0 5684 | 4 11272 | 3 91907 | 0 2175 | 0 2001 | 0 0054 | 556 7144 | 0 1706 | 0 014 |
| Skid Steer Loaders | 2017 | 2017Skid Steer Loaders120 | 120 | 0 2553 | 3 28618 | 3 31863 | 0 1766 | 0 1625 | 0 0049 | 498 3256 | 0 1527 | 0 013 |
| Skid Steer Loaders | 2018 | 2018Skid Steer Loaders25 | 25 | 0 4871 | 3 88962 | 3 78725 | 0 1783 | 0 164 | 0 0054 | 547 5575 | 0 1705 | 0 014 |
| Skid Steer Loaders | 2018 | 2018Skid Steer Loaders50 | 50 | 0 4871 | 3 88962 | 3 78725 | 0 1783 | 0 164 | 0 0054 | 547 5575 | 0 1705 | 0 014 |
| Skid Steer Loaders | 2018 | 2018Skid Steer Loaders120 | 120 | 0 2158 | 2 86 | 3 28204 | 0 1398 | 0 1286 | 0 0049 | 490 0935 | 0 1526 | 0 013 |
| Skid Steer Loaders | 2019 | 2019Skid Steer Loaders25 | 25 | 0 4464 | 3 75009 | 3 73957 | 0 1536 | 0 1413 | 0 0054 | 539 2667 | 0 1706 | 0 014 |
| Skid Steer Loaders | 2019 | 2019Skid Steer Loaders50 | 50 | 0 4464 | 3 75009 | 3 73957 | 0 1536 | 0 1413 | 0 0054 | 539 2667 | 0 1706 | 0 014 |
| Skid Steer Loaders | 2019 | 2019Skid Steer Loaders120 | 120 | 0 1994 | 2 65586 | 3 27736 | 0 1217 | 0 1119 | 0 0049 | 482 3844 | 0 1526 | 0 012 |
| Skid Steer Loaders | 2020 | 2020Skid Steer Loaders25 | 25 | 0 4393 | 3 69113 | 3 76397 | 0 1447 | 0 1331 | 0 0054 | 527 7577 | 0 1707 | 0 014 |
| Skid Steer Loaders | 2020 | 2020Skid Steer Loaders50 | 50 | 0 4393 | 3 69113 | 3 76397 | 0 1447 | 0 1331 | 0 0054 | 527 7577 | 0 1707 | 0 014 |
| Skid Steer Loaders | 2020 | 2020Skid Steer Loaders120 | 120 | 0 1884 | 2 5046 | 3 2771 | 0 1084 | 0 0997 | 0 0049 | 471 9075 | 0 1526 | 0 012 |
| Skid Steer Loaders | 2021 | 2021Skid Steer Loaders25 | 25 | 0 4088 | 3 57304 | 3 73158 | 0 1263 | 0 1162 | 0 0054 | 527 4501 | 0 1706 | 0 014 |
| Skid Steer Loaders | 2021 | 2021Skid Steer Loaders50 | 50 | 0 4088 | 3 57304 | 3 73158 | 0 1263 | 0 1162 | 0 0054 | 527 4501 | 0 1706 | 0 014 |
| Skid Steer Loaders | 2021 | 2021Skid Steer Loaders120 | 120 | 0 178 | 2 36588 | 3 27687 | 0 0963 | 0 0886 | 0 0049 | 471 9774 | 0 1526 | 0 012 |
| Skid Steer Loaders | 2022 | 2022Skid Steer Loaders25 | 25 | 0 3649 | 3 43256 | 3 65597 | 0 103 | 0 0947 | 0 0054 | 527 2726 | 0 1705 | 0 014 |
| Skid Steer Loaders | 2022 | 2022Skid Steer Loaders50 | 50 | 0 3649 | 3 43256 | 3 65597 | 0 103 | 0 0947 | 0 0054 | 527 2726 | 0 1705 | 0 014 |
| Skid Steer Loaders | 2022 | 2022Skid Steer Loaders120 | 120 | 0 1641 | 2 18922 | 3 27037 | 0 0814 | 0 0748 | 0 0049 | 472 4321 | 0 1528 | 0 012 |
| Skid Steer Loaders | 2023 | 2023Skid Steer Loaders25 | 25 | 0 3534 | 3 37057 | 3 65358 | 0 0933 | 0 0858 | 0 0054 | 527 4231 | 0 1706 | 0 014 |
| Skid Steer Loaders | 2023 | 2023Skid Steer Loaders50 | 50 | 0 3534 | 3 37057 | 3 65358 | 0 0933 | 0 0858 | 0 0054 | 527 4231 | 0 1706 | 0 014 |
| Skid Steer Loaders | 2023 | 2023Skid Steer Loaders120 | 120 | 0 1534 | 2 03854 | 3 26613 | 0 059 | 0 0634 | 0 0049 | 472 656 | 0 1529 | 0 012 |
| Skid Steer Loaders | 2024 | 2024Skid Steer Loaders25 | 25 | 0 3495 | 3 34552 | 3 67076 | 0 0887 | 0 0816 | 0 0054 | 527 8005 | 0 1707 | 0 014 |
| Skid Steer Loaders | 2024 | 2024Skid Steer Loaders50 | 50 | 0 3495 | 3 34552 | 3 67076 | 0 0887 | 0 0816 | 0 0054 | 527 8005 | 0 1707 | 0 014 |
| Skid Steer Loaders | 2024 | 2024Skid Steer Loaders120 | 120 | 0 1469 | 1 94841 | 3 26403 | 0 0626 | 0 0576 | 0 0049 | 472 847 | 0 1529 | 0 012 |
| Skid Steer Loaders | 2025 | 2025Skid Steer Loaders25 | 25 | 0 3413 | 3 30934 | 3 6601 | 0 0839 | 0 0772 | 0 0055 | 527 8608 | 0 1707 | 0 014 |

| | | | | | | | | | | | | |
|---|---|---|---|---|---|---|---|---|---|---|---|---|
| Skid Steer Loaders | 2025 | 2025Skid Steer Loaders50 | 50 | 0 3413 | 3 30934 | 3 6601 | 0 0839 | 0 0772 | 0 0055 | 527 8608 | 0 1707 | 0 014 |
| Skid Steer Loaders | 2025 | 2025Skid Steer Loaders120 | 120 | 0 1398 | 1 86736 | 3 25156 | 0 0567 | 0 0521 | 0 0049 | 472 6295 | 0 1529 | 0 012 |
| Skid Steer Loaders | 2030 | 2030Skid Steer Loaders25 | 25 | 0 685 | 4 332 | 2 34 | 0 162 | 0 162 | 0 007 | 568 299 | 0 061 | 0 015 |
| Skid Steer Loaders | 2030 | 2030Skid Steer Loaders50 | 50 | 0 411 | 3 128 | 4 386 | 0 018 | 0 018 | 0 007 | 568 299 | 0 037 | 0 015 |
| Skid Steer Loaders | 2030 | 2030Skid Steer Loaders120 | 120 | 0 214 | 1 477 | 3 538 | 0 017 | 0 017 | 0 006 | 568 299 | 0 019 | 0 015 |
| Skid Steer Loaders | 2035 | 2035Skid Steer Loaders25 | 25 | 0 685 | 4 332 | 2 339 | 0 161 | 0 161 | 0 007 | 568 299 | 0 061 | 0 015 |
| Skid Steer Loaders | 2035 | 2035Skid Steer Loaders50 | 50 | 0 411 | 3 097 | 4 39 | 0 015 | 0 015 | 0 007 | 568 299 | 0 037 | 0 015 |
| Skid Steer Loaders | 2035 | 2035Skid Steer Loaders120 | 120 | 0 211 | 1 442 | 3 54 | 0 014 | 0 014 | 0 006 | 568 299 | 0 019 | 0 015 |
| Skid Steer Loaders | 2040 | 2040Skid Steer Loaders25 | 25 | 0 685 | 4 332 | 2 339 | 0 161 | 0 161 | 0 007 | 568 299 | 0 061 | 0 015 |
| Skid Steer Loaders | 2040 | 2040Skid Steer Loaders50 | 50 | 0 411 | 3 093 | 4 392 | 0 014 | 0 014 | 0 007 | 568 299 | 0 037 | 0 015 |
| Skid Steer Loaders | 2040 | 2040Skid Steer Loaders120 | 120 | 0 211 | 1 435 | 3 54 | 0 013 | 0 013 | 0 006 | 568 3 | 0 019 | 0 015 |
| Surfacing Equipment | 1990 | 1990Surfacing Equipment50 | 50 | 4 203 | 7 726 | 8 629 | 1 147 | 1 147 | 0 871 | 568 299 | 0 379 | 0 015 |
| Surfacing Equipment | 1990 | 1990Surfacing Equipment120 | 120 | 2 203 | 14 403 | 5 473 | 1 214 | 1 214 | 0 791 | 568 299 | 0 198 | 0 015 |
| Surfacing Equipment | 1990 | 1990Surfacing Equipment175 | 175 | 1 707 | 13 91 | 4 883 | 0 927 | 0 927 | 0 758 | 568 3 | 0 154 | 0 015 |
| Surfacing Equipment | 1990 | 1990Surfacing Equipment250 | 250 | 1 707 | 13 91 | 4 883 | 0 927 | 0 927 | 0 758 | 568 299 | 0 154 | 0 015 |
| Surfacing Equipment | 1990 | 1990Surfacing Equipment500 | 500 | 1 526 | 13 316 | 9 66 | 0 805 | 0 805 | 0 662 | 568 299 | 0 137 | 0 015 |
| Surfacing Equipment | 1990 | 1990Surfacing Equipment750 | 750 | 1 526 | 13 316 | 9 66 | 0 82 | 0 82 | 1 018 | 568 299 | 0 137 | 0 015 |
| Surfacing Equipment | 2000 | 2000Surfacing Equipment50 | 50 | 3 509 | 6 755 | 7 426 | 0 779 | 0 779 | 0 066 | 568 299 | 0 316 | 0 015 |
| Surfacing Equipment | 2000 | 2000Surfacing Equipment120 | 120 | 1 671 | 9 991 | 4 385 | 0 768 | 0 768 | 0 06 | 568 299 | 0 15 | 0 015 |
| Surfacing Equipment | 2000 | 2000Surfacing Equipment175 | 175 | 1 133 | 9 132 | 3 583 | 0 458 | 0 458 | 0 057 | 568 299 | 0 102 | 0 015 |
| Surfacing Equipment | 2000 | 2000Surfacing Equipment250 | 250 | 0 97 | 8 84 | 2 937 | 0 385 | 0 385 | 0 057 | 568 299 | 0 087 | 0 015 |
| Surfacing Equipment | 2000 | 2000Surfacing Equipment500 | 500 | 0 899 | 8 551 | 4 584 | 0 347 | 0 347 | 0 05 | 568 299 | 0 081 | 0 015 |
| Surfacing Equipment | 2000 | 2000Surfacing Equipment750 | 750 | 0 899 | 8 551 | 4 584 | 0 347 | 0 347 | 0 052 | 568 299 | 0 081 | 0 015 |
| Surfacing Equipment | 2005 | 2005Surfacing Equipment50 | 50 | 3 148 | 6 318 | 6 936 | 0 727 | 0 727 | 0 066 | 568 3 | 0 284 | 0 015 |
| Surfacing Equipment | 2005 | 2005Surfacing Equipment120 | 120 | 1 458 | 8 636 | 4 122 | 0 718 | 0 718 | 0 06 | 568 299 | 0 131 | 0 015 |
| Surfacing Equipment | 2005 | 2005Surfacing Equipment175 | 175 | 0 952 | 7 874 | 3 316 | 0 402 | 0 402 | 0 057 | 568 3 | 0 085 | 0 015 |
| Surfacing Equipment | 2005 | 2005Surfacing Equipment250 | 250 | 0 73 | 7 529 | 2 16 | 0 29 | 0 29 | 0 057 | 568 299 | 0 065 | 0 015 |
| Surfacing Equipment | 2005 | 2005Surfacing Equipment500 | 500 | 0 65 | 6 988 | 3 023 | 0 26 | 0 26 | 0 05 | 568 299 | 0 058 | 0 015 |
| Surfacing Equipment | 2005 | 2005Surfacing Equipment750 | 750 | 0 664 | 7 132 | 3 019 | 0 262 | 0 262 | 0 052 | 568 299 | 0 059 | 0 015 |
| Surfacing Equipment | 2010 | 2010Surfacing Equipment50 | 50 | 1 2848 | 5 66618 | 4 99949 | 0 4788 | 0 4405 | 0 0055 | 593 0498 | 0 1726 | 0 015 |
| Surfacing Equipment | 2010 | 2010Surfacing Equipment120 | 120 | 0 6142 | 6 16537 | 3 59404 | 0 4366 | 0 4017 | 0 0049 | 524 0289 | 0 1525 | 0 013 |
| Surfacing Equipment | 2010 | 2010Surfacing Equipment175 | 175 | 0 557 | 6 60554 | 3 09066 | 0 3178 | 0 2924 | 0 0048 | 522 4909 | 0 1521 | 0 013 |
| Surfacing Equipment | 2010 | 2010Surfacing Equipment250 | 250 | 0 4107 | 6 37687 | 1 7501 | 0 2119 | 0 195 | 0 0049 | 530 3611 | 0 1544 | 0 014 |
| Surfacing Equipment | 2010 | 2010Surfacing Equipment500 | 500 | 0 2508 | 4 43284 | 1 5491 | 0 1443 | 0 1327 | 0 0049 | 522 9659 | 0 1522 | 0 013 |
| Surfacing Equipment | 2010 | 2010Surfacing Equipment750 | 750 | 0 1756 | 3 5514 | 1 09654 | 0 1116 | 0 1027 | 0 0049 | 524 8847 | 0 1528 | 0 013 |
| Surfacing Equipment | 2011 | 2011Surfacing Equipment50 | 50 | 1 2405 | 5 62022 | 4 95391 | 0 4673 | 0 4299 | 0 0055 | 590 2612 | 0 1722 | 0 015 |
| Surfacing Equipment | 2011 | 2011Surfacing Equipment120 | 120 | 0 5972 | 5 98734 | 3 58797 | 0 4274 | 0 3932 | 0 0049 | 522 8446 | 0 1526 | 0 013 |
| Surfacing Equipment | 2011 | 2011Surfacing Equipment175 | 175 | 0 5438 | 6 46356 | 3 07389 | 0 3119 | 0 287 | 0 0048 | 521 1883 | 0 1521 | 0 013 |
| Surfacing Equipment | 2011 | 2011Surfacing Equipment250 | 250 | 0 4044 | 6 2863 | 1 72048 | 0 2075 | 0 1908 | 0 0049 | 529 0217 | 0 1544 | 0 014 |
| Surfacing Equipment | 2011 | 2011Surfacing Equipment500 | 500 | 0 2433 | 4 26701 | 1 48634 | 0 1358 | 0 125 | 0 0048 | 520 4212 | 0 1519 | 0 013 |
| Surfacing Equipment | 2011 | 2011Surfacing Equipment750 | 750 | 0 1806 | 3 56055 | 1 10325 | 0 1128 | 0 1038 | 0 0049 | 523 5482 | 0 1528 | 0 013 |
| Surfacing Equipment | 2012 | 2012Surfacing Equipment50 | 50 | 1 2609 | 5 63914 | 5 03037 | 0 4725 | 0 4347 | 0 0055 | 588 7118 | 0 1722 | 0 015 |
| Surfacing Equipment | 2012 | 2012Surfacing Equipment120 | 120 | 0 5963 | 5 94999 | 3 59999 | 0 4261 | 0 392 | 0 0049 | 521 4233 | 0 1525 | 0 013 |
| Surfacing Equipment | 2012 | 2012Surfacing Equipment175 | 175 | 0 5492 | 6 48747 | 3 0893 | 0 3154 | 0 2902 | 0 0048 | 519 886 | 0 1521 | 0 013 |
| Surfacing Equipment | 2012 | 2012Surfacing Equipment250 | 250 | 0 4048 | 6 22653 | 1 72816 | 0 2072 | 0 1907 | 0 0049 | 527 6815 | 0 1544 | 0 014 |
| Surfacing Equipment | 2012 | 2012Surfacing Equipment500 | 500 | 0 2437 | 4 20283 | 1 49574 | 0 1343 | 0 1236 | 0 0048 | 519 0487 | 0 1518 | 0 013 |
| Surfacing Equipment | 2012 | 2012Surfacing Equipment750 | 750 | 0 1767 | 3 45723 | 1 04051 | 0 1086 | 0 0999 | 0 0049 | 521 0672 | 0 1524 | 0 013 |
| Surfacing Equipment | 2013 | 2013Surfacing Equipment50 | 50 | 1 223 | 5 53803 | 4 99596 | 0 4571 | 0 4205 | 0 0055 | 585 7193 | 0 1722 | 0 015 |
| Surfacing Equipment | 2013 | 2013Surfacing Equipment120 | 120 | 0 5878 | 5 8163 | 3 60266 | 0 415 | 0 3818 | 0 0049 | 518 7481 | 0 1525 | 0 013 |
| Surfacing Equipment | 2013 | 2013Surfacing Equipment175 | 175 | 0 4949 | 5 94134 | 3 00889 | 0 2862 | 0 2633 | 0 0049 | 518 4738 | 0 1524 | 0 013 |
| Surfacing Equipment | 2013 | 2013Surfacing Equipment250 | 250 | 0 3708 | 5 8812 | 1 62196 | 0 187 | 0 172 | 0 0049 | 524 5301 | 0 1542 | 0 013 |
| Surfacing Equipment | 2013 | 2013Surfacing Equipment500 | 500 | 0 2428 | 4 09243 | 1 50462 | 0 1314 | 0 1209 | 0 0048 | 516 1488 | 0 1518 | 0 013 |
| Surfacing Equipment | 2013 | 2013Surfacing Equipment750 | 750 | 0 181 | 3 46124 | 1 04387 | 0 1095 | 0 1008 | 0 0049 | 518 3853 | 0 1524 | 0 013 |
| Surfacing Equipment | 2014 | 2014Surfacing Equipment50 | 50 | 1 1411 | 5 42525 | 4 87668 | 0 4342 | 0 3995 | 0 0055 | 582 7249 | 0 1722 | 0 015 |
| Surfacing Equipment | 2014 | 2014Surfacing Equipment120 | 120 | 0 559 | 5 52029 | 3 58043 | 0 3908 | 0 3595 | 0 0049 | 516 3377 | 0 1526 | 0 013 |
| Surfacing Equipment | 2014 | 2014Surfacing Equipment175 | 175 | 0 4721 | 5 71146 | 3 01212 | 0 2727 | 0 2508 | 0 0049 | 515 8203 | 0 1524 | 0 013 |
| Surfacing Equipment | 2014 | 2014Surfacing Equipment250 | 250 | 0 306 | 5 10182 | 1 43363 | 0 1493 | 0 1374 | 0 0049 | 521 4518 | 0 1541 | 0 013 |
| Surfacing Equipment | 2014 | 2014Surfacing Equipment500 | 500 | 0 237 | 3 8952 | 1 50147 | 0 1255 | 0 1155 | 0 0048 | 513 6157 | 0 1518 | 0 013 |
| Surfacing Equipment | 2014 | 2014Surfacing Equipment750 | 750 | 0 1737 | 3 28435 | 1 02007 | 0 1032 | 0 0949 | 0 0049 | 516 3212 | 0 1526 | 0 013 |
| Surfacing Equipment | 2015 | 2015Surfacing Equipment50 | 50 | 1 028 | 5 25471 | 4 69178 | 0 4019 | 0 3698 | 0 0055 | 576 7706 | 0 1722 | 0 015 |
| Surfacing Equipment | 2015 | 2015Surfacing Equipment120 | 120 | 0 5475 | 5 37414 | 3 57496 | 0 378 | 0 3478 | 0 0049 | 510 1417 | 0 1523 | 0 013 |
| Surfacing Equipment | 2015 | 2015Surfacing Equipment175 | 175 | 0 4773 | 5 73307 | 3 02727 | 0 2756 | 0 2536 | 0 0049 | 510 5481 | 0 1524 | 0 013 |
| Surfacing Equipment | 2015 | 2015Surfacing Equipment250 | 250 | 0 3098 | 5 11205 | 1 44156 | 0 1506 | 0 1385 | 0 0049 | 516 058 | 0 1541 | 0 013 |
| Surfacing Equipment | 2015 | 2015Surfacing Equipment500 | 500 | 0 2408 | 3 90037 | 1 51303 | 0 1265 | 0 1164 | 0 0048 | 508 3985 | 0 1518 | 0 013 |
| Surfacing Equipment | 2015 | 2015Surfacing Equipment750 | 750 | 0 1777 | 3 28678 | 1 02353 | 0 104 | 0 0957 | 0 0049 | 511 1157 | 0 1526 | 0 013 |
| Surfacing Equipment | 2016 | 2016Surfacing Equipment50 | 50 | 1 0447 | 5 27275 | 4 7626 | 0 4061 | 0 3736 | 0 0055 | 570 8145 | 0 1722 | 0 015 |
| Surfacing Equipment | 2016 | 2016Surfacing Equipment120 | 120 | 0 522 | 5 05142 | 3 54977 | 0 3486 | 0 3207 | 0 0049 | 505 0873 | 0 1524 | 0 013 |
| Surfacing Equipment | 2016 | 2016Surfacing Equipment175 | 175 | 0 4576 | 5 45794 | 3 00649 | 0 2651 | 0 2439 | 0 0049 | 504 5576 | 0 1522 | 0 013 |
| Surfacing Equipment | 2016 | 2016Surfacing Equipment250 | 250 | 0 3071 | 5 04791 | 1 42946 | 0 1483 | 0 1365 | 0 0049 | 510 7058 | 0 154 | 0 013 |
| Surfacing Equipment | 2016 | 2016Surfacing Equipment500 | 500 | 0 2171 | 3 46816 | 1 42484 | 0 1111 | 0 1022 | 0 0048 | 502 4709 | 0 1516 | 0 013 |
| Surfacing Equipment | 2016 | 2016Surfacing Equipment750 | 750 | 0 1618 | 2 87955 | 0 99966 | 0 0926 | 0 0852 | 0 0049 | 506 967 | 0 1529 | 0 013 |
| Surfacing Equipment | 2017 | 2017Surfacing Equipment50 | 50 | 0 9282 | 5 0643 | 4 60324 | 0 3651 | 0 3359 | 0 0055 | 564 4772 | 0 173 | 0 014 |
| Surfacing Equipment | 2017 | 2017Surfacing Equipment120 | 120 | 0 5081 | 4 94212 | 3 55587 | 0 3373 | 0 3103 | 0 0049 | 498 36 | 0 1527 | 0 013 |
| Surfacing Equipment | 2017 | 2017Surfacing Equipment175 | 175 | 0 4552 | 5 39296 | 3 00273 | 0 2638 | 0 2427 | 0 0049 | 496 2741 | 0 1521 | 0 013 |
| Surfacing Equipment | 2017 | 2017Surfacing Equipment250 | 250 | 0 2735 | 4 46793 | 1 3431 | 0 1291 | 0 1187 | 0 0049 | 501 8465 | 0 1538 | 0 013 |
| Surfacing Equipment | 2017 | 2017Surfacing Equipment500 | 500 | 0 2037 | 3 10636 | 1 3962 | 0 1026 | 0 0944 | 0 0049 | 496 885 | 0 1522 | 0 013 |
| Surfacing Equipment | 2017 | 2017Surfacing Equipment750 | 750 | 0 1604 | 2 76955 | 1 00272 | 0 0904 | 0 0832 | 0 0049 | 499 7117 | 0 1531 | 0 013 |
| Surfacing Equipment | 2018 | 2018Surfacing Equipment50 | 50 | 0 779 | 4 81982 | 4 35302 | 0 3198 | 0 2942 | 0 0055 | 555 7363 | 0 173 | 0 014 |
| Surfacing Equipment | 2018 | 2018Surfacing Equipment120 | 120 | 0 4141 | 4 28388 | 3 48871 | 0 2685 | 0 247 | 0 0049 | 491 3172 | 0 153 | 0 013 |
| Surfacing Equipment | 2018 | 2018Surfacing Equipment175 | 175 | 0 375 | 4 47527 | 2 97609 | 0 2151 | 0 1979 | 0 0049 | 488 4406 | 0 1521 | 0 013 |
| Surfacing Equipment | 2018 | 2018Surfacing Equipment250 | 250 | 0 241 | 3 98866 | 1 234 | 0 1127 | 0 1037 | 0 0049 | 494 1388 | 0 1538 | 0 013 |
| Surfacing Equipment | 2018 | 2018Surfacing Equipment500 | 500 | 0 1574 | 2 20389 | 1 22557 | 0 0761 | 0 07 | 0 0049 | 487 8722 | 0 1519 | 0 012 |
| Surfacing Equipment | 2018 | 2018Surfacing Equipment750 | 750 | 0 1425 | 2 26863 | 0 99347 | 0 0783 | 0 072 | 0 0049 | 488 86 | 0 1522 | 0 013 |
| Surfacing Equipment | 2019 | 2019Surfacing Equipment50 | 50 | 0 6431 | 4 41999 | 4 0998 | 0 2503 | 0 2303 | 0 0055 | 547 0462 | 0 1731 | 0 014 |
| Surfacing Equipment | 2019 | 2019Surfacing Equipment120 | 120 | 0 3553 | 3 82306 | 3 44856 | 0 2256 | 0 2076 | 0 0049 | 484 0757 | 0 1532 | 0 012 |
| Surfacing Equipment | 2019 | 2019Surfacing Equipment175 | 175 | 0 3571 | 4 23866 | 2 97177 | 0 2036 | 0 1873 | 0 0048 | 479 6717 | 0 1518 | 0 012 |
| Surfacing Equipment | 2019 | 2019Surfacing Equipment250 | 250 | 0 2165 | 3 39993 | 1 21576 | 0 1007 | 0 0927 | 0 0049 | 486 8417 | 0 154 | 0 012 |
| Surfacing Equipment | 2019 | 2019Surfacing Equipment500 | 500 | 0 1455 | 1 89944 | 1 2143 | 0 0681 | 0 0626 | 0 0049 | 481 8965 | 0 1525 | 0 012 |
| Surfacing Equipment | 2019 | 2019Surfacing Equipment750 | 750 | 0 1419 | 2 17879 | 0 99372 | 0 0763 | 0 0702 | 0 0049 | 480 166 | 0 1519 | 0 012 |
| Surfacing Equipment | 2020 | 2020Surfacing Equipment50 | 50 | 0 5356 | 4 23906 | 3 93357 | 0 2164 | 0 1991 | 0 0055 | 535 5275 | 0 1732 | 0 014 |
| Surfacing Equipment | 2020 | 2020Surfacing Equipment120 | 120 | 0 3297 | 3 61216 | 3 43932 | 0 2063 | 0 1898 | 0 0049 | 473 8188 | 0 1532 | 0 012 |
| Surfacing Equipment | 2020 | 2020Surfacing Equipment175 | 175 | 0 3075 | 3 67232 | 2 93068 | 0 1745 | 0 1606 | 0 0048 | 469 2079 | 0 1518 | 0 012 |
| Surfacing Equipment | 2020 | 2020Surfacing Equipment250 | 250 | 0 2119 | 3 22243 | 1 21774 | 0 0972 | 0 0894 | 0 0049 | 476 4261 | 0 1541 | 0 012 |
| Surfacing Equipment | 2020 | 2020Surfacing Equipment500 | 500 | 0 1455 | 1 83755 | 1 21902 | 0 0669 | 0 0615 | 0 0049 | 471 6331 | 0 1525 | 0 012 |
| Surfacing Equipment | 2020 | 2020Surfacing Equipment750 | 750 | 0 1419 | 2 09374 | 0 99569 | 0 0744 | 0 0684 | 0 0049 | 469 6252 | 0 1519 | 0 012 |
| Surfacing Equipment | 2021 | 2021Surfacing Equipment50 | 50 | 0 5068 | 4 18875 | 3 93231 | 0 204 | 0 1876 | 0 0055 | 535 784 | 0 1733 | 0 014 |
| Surfacing Equipment | 2021 | 2021Surfacing Equipment120 | 120 | 0 3117 | 3 46112 | 3 43619 | 0 1905 | 0 1753 | 0 0049 | 474 0906 | 0 1533 | 0 012 |
| Surfacing Equipment | 2021 | 2021Surfacing Equipment175 | 175 | 0 2581 | 3 09858 | 2 91895 | 0 1454 | 0 1337 | 0 0048 | 469 1687 | 0 1517 | 0 012 |
| Surfacing Equipment | 2021 | 2021Surfacing Equipment250 | 250 | 0 2067 | 2 99364 | 1 21854 | 0 0923 | 0 0849 | 0 0049 | 476 8023 | 0 1542 | 0 012 |
| Surfacing Equipment | 2021 | 2021Surfacing Equipment500 | 500 | 0 1408 | 1 75282 | 1 20226 | 0 0635 | 0 0584 | 0 0049 | 471 7484 | 0 1526 | 0 012 |
| Surfacing Equipment | 2021 | 2021Surfacing Equipment750 | 750 | 0 1251 | 1 59712 | 0 99181 | 0 0615 | 0 0566 | 0 0049 | 470 4087 | 0 1521 | 0 012 |
| Surfacing Equipment | 2022 | 2022Surfacing Equipment50 | 50 | 0 4278 | 3 9114 | 3 77243 | 0 1544 | 0 1421 | 0 0055 | 535 8364 | 0 1733 | 0 014 |
| Surfacing Equipment | 2022 | 2022Surfacing Equipment120 | 120 | 0 2931 | 3 24974 | 3 40936 | 0 1747 | 0 1607 | 0 0049 | 473 6362 | 0 1532 | 0 012 |
| Surfacing Equipment | 2022 | 2022Surfacing Equipment175 | 175 | 0 2386 | 2 70137 | 2 90957 | 0 1302 | 0 1198 | 0 0048 | 469 1259 | 0 1517 | 0 012 |
| Surfacing Equipment | 2022 | 2022Surfacing Equipment250 | 250 | 0 1959 | 2 66709 | 1 21737 | 0 0852 | 0 0784 | 0 0049 | 476 9511 | 0 1543 | 0 012 |
| Surfacing Equipment | 2022 | 2022Surfacing Equipment500 | 500 | 0 1323 | 1 5573 | 1 16047 | 0 0574 | 0 0528 | 0 0049 | 470 5248 | 0 1522 | 0 012 |
| Surfacing Equipment | 2022 | 2022Surfacing Equipment750 | 750 | 0 115 | 1 35503 | 0 98819 | 0 0523 | 0 0481 | 0 0049 | 470 4004 | 0 1521 | 0 012 |
| Surfacing Equipment | 2023 | 2023Surfacing Equipment50 | 50 | 0 4368 | 3 92432 | 3 83184 | 0 1555 | 0 143 | 0 0055 | 535 9295 | 0 1733 | 0 014 |
| Surfacing Equipment | 2023 | 2023Surfacing Equipment120 | 120 | 0 27 | 3 05811 | 3 39556 | 0 1566 | 0 1441 | 0 0049 | 474 4698 | 0 1535 | 0 012 |
| Surfacing Equipment | 2023 | 2023Surfacing Equipment175 | 175 | 0 2244 | 2 45516 | 2 91383 | 0 1191 | 0 1095 | 0 0049 | 470 0141 | 0 152 | 0 012 |
| Surfacing Equipment | 2023 | 2023Surfacing Equipment250 | 250 | 0 1915 | 2 50162 | 1 21946 | 0 0817 | 0 0752 | 0 0049 | 476 9606 | 0 1543 | 0 012 |
| Surfacing Equipment | 2023 | 2023Surfacing Equipment500 | 500 | 0 1315 | 1 47556 | 1 16329 | 0 0556 | 0 0512 | 0 0049 | 470 3746 | 0 1521 | 0 012 |
| Surfacing Equipment | 2023 | 2023Surfacing Equipment750 | 750 | 0 1004 | 1 08063 | 0 98543 | 0 0403 | 0 0371 | 0 0049 | 472 4466 | 0 1528 | 0 012 |

| | | | | | | | | | | | | |
|---|---|---|---|---|---|---|---|---|---|---|---|---|
| Surfacing Equipment | 2024 | 2024Surfacing Equipment50 | 50 | 0.3331 | 3.72069 | 3.66193 | 0.1161 | 0.1068 | 0.0055 | 536.0304 | 0.1734 | 0.014 |
| Surfacing Equipment | 2024 | 2024Surfacing Equipment120 | 120 | 0.2511 | 2.8828 | 3.3893 | 0.1424 | 0.131 | 0.0049 | 475.3806 | 0.1537 | 0.012 |
| Surfacing Equipment | 2024 | 2024Surfacing Equipment175 | 175 | 0.228 | 2.46372 | 2.92962 | 0.1201 | 0.1105 | 0.0049 | 470.0767 | 0.152 | 0.012 |
| Surfacing Equipment | 2024 | 2024Surfacing Equipment250 | 250 | 0.1758 | 2.23638 | 1.18272 | 0.071 | 0.0653 | 0.0049 | 477.096 | 0.1543 | 0.012 |
| Surfacing Equipment | 2024 | 2024Surfacing Equipment500 | 500 | 0.1338 | 1.47769 | 1.16767 | 0.0559 | 0.0514 | 0.0049 | 470.2521 | 0.1521 | 0.012 |
| Surfacing Equipment | 2024 | 2024Surfacing Equipment750 | 750 | 0.0943 | 0.94669 | 0.98493 | 0.0345 | 0.0317 | 0.0049 | 472.9833 | 0.153 | 0.012 |
| Surfacing Equipment | 2025 | 2025Surfacing Equipment50 | 50 | 0.2346 | 3.57642 | 3.53733 | 0.0816 | 0.075 | 0.0055 | 536.14 | 0.1734 | 0.014 |
| Surfacing Equipment | 2025 | 2025Surfacing Equipment120 | 120 | 0.2323 | 2.6591 | 3.38535 | 0.1243 | 0.1143 | 0.0049 | 476.7656 | 0.1542 | 0.012 |
| Surfacing Equipment | 2025 | 2025Surfacing Equipment175 | 175 | 0.1869 | 2.9987 | 2.92602 | 0.0942 | 0.0867 | 0.0049 | 471.0403 | 0.1523 | 0.012 |
| Surfacing Equipment | 2025 | 2025Surfacing Equipment250 | 250 | 0.1479 | 1.74736 | 1.14337 | 0.0549 | 0.0505 | 0.0049 | 477.11 | 0.1543 | 0.012 |
| Surfacing Equipment | 2025 | 2025Surfacing Equipment500 | 500 | 0.1279 | 1.3268 | 1.16861 | 0.051 | 0.0469 | 0.0049 | 470.2827 | 0.1521 | 0.012 |
| Surfacing Equipment | 2025 | 2025Surfacing Equipment750 | 750 | 0.0853 | 0.76806 | 0.9776 | 0.0267 | 0.0245 | 0.0049 | 470.5508 | 0.1522 | 0.012 |
| Surfacing Equipment | 2030 | 2030Surfacing Equipment50 | 50 | 0.518 | 3.4 | 4.295 | 0.075 | 0.075 | 0.007 | 568.299 | 0.046 | 0.015 |
| Surfacing Equipment | 2030 | 2030Surfacing Equipment120 | 120 | 0.264 | 1.959 | 3.492 | 0.068 | 0.068 | 0.006 | 568.299 | 0.023 | 0.015 |
| Surfacing Equipment | 2030 | 2030Surfacing Equipment175 | 175 | 0.197 | 0.939 | 3.071 | 0.043 | 0.043 | 0.006 | 568.299 | 0.017 | 0.015 |
| Surfacing Equipment | 2030 | 2030Surfacing Equipment250 | 250 | 0.172 | 0.789 | 1.064 | 0.026 | 0.026 | 0.006 | 568.299 | 0.015 | 0.015 |
| Surfacing Equipment | 2030 | 2030Surfacing Equipment500 | 500 | 0.169 | 0.738 | 1.032 | 0.025 | 0.025 | 0.005 | 568.299 | 0.015 | 0.015 |
| Surfacing Equipment | 2030 | 2030Surfacing Equipment750 | 750 | 0.169 | 0.749 | 1.032 | 0.025 | 0.025 | 0.005 | 568.299 | 0.015 | 0.015 |
| Surfacing Equipment | 2035 | 2035Surfacing Equipment50 | 50 | 0.439 | 3.193 | 4.221 | 0.041 | 0.041 | 0.007 | 568.299 | 0.039 | 0.015 |
| Surfacing Equipment | 2035 | 2035Surfacing Equipment120 | 120 | 0.226 | 1.659 | 3.482 | 0.038 | 0.038 | 0.006 | 568.299 | 0.02 | 0.015 |
| Surfacing Equipment | 2035 | 2035Surfacing Equipment175 | 175 | 0.162 | 0.567 | 3.072 | 0.025 | 0.025 | 0.006 | 568.299 | 0.014 | 0.015 |
| Surfacing Equipment | 2035 | 2035Surfacing Equipment250 | 250 | 0.149 | 0.497 | 1.05 | 0.016 | 0.016 | 0.006 | 568.299 | 0.013 | 0.015 |
| Surfacing Equipment | 2035 | 2035Surfacing Equipment500 | 500 | 0.148 | 0.471 | 1.018 | 0.016 | 0.016 | 0.005 | 568.299 | 0.013 | 0.015 |
| Surfacing Equipment | 2035 | 2035Surfacing Equipment750 | 750 | 0.148 | 0.477 | 1.018 | 0.016 | 0.016 | 0.005 | 568.3 | 0.013 | 0.015 |
| Surfacing Equipment | 2040 | 2040Surfacing Equipment50 | 50 | 0.395 | 3.114 | 4.183 | 0.025 | 0.025 | 0.007 | 568.299 | 0.035 | 0.015 |
| Surfacing Equipment | 2040 | 2040Surfacing Equipment120 | 120 | 0.206 | 1.521 | 3.477 | 0.024 | 0.024 | 0.006 | 568.299 | 0.018 | 0.015 |
| Surfacing Equipment | 2040 | 2040Surfacing Equipment175 | 175 | 0.146 | 0.397 | 3.073 | 0.017 | 0.017 | 0.006 | 568.299 | 0.013 | 0.015 |
| Surfacing Equipment | 2040 | 2040Surfacing Equipment250 | 250 | 0.14 | 0.37 | 1.047 | 0.013 | 0.013 | 0.006 | 568.299 | 0.012 | 0.015 |
| Surfacing Equipment | 2040 | 2040Surfacing Equipment500 | 500 | 0.14 | 0.358 | 1.015 | 0.012 | 0.012 | 0.005 | 568.299 | 0.012 | 0.015 |
| Surfacing Equipment | 2040 | 2040Surfacing Equipment750 | 750 | 0.14 | 0.361 | 1.015 | 0.013 | 0.013 | 0.005 | 568.299 | 0.012 | 0.015 |
| Sweepers/Scrubbers | 1990 | 1990Sweepers/Scrubbers15 | 15 | 1.804 | 9.999 | 5 | 0.968 | 0.968 | 0.833 | 568.299 | 0.162 | 0.015 |
| Sweepers/Scrubbers | 1990 | 1990Sweepers/Scrubbers25 | 25 | 2.213 | 6.92 | 5 | 0.735 | 0.735 | 0.679 | 568.299 | 0.199 | 0.015 |
| Sweepers/Scrubbers | 1990 | 1990Sweepers/Scrubbers50 | 50 | 4.512 | 7.836 | 9.199 | 1.202 | 1.202 | 0.692 | 568.299 | 0.407 | 0.015 |
| Sweepers/Scrubbers | 1990 | 1990Sweepers/Scrubbers120 | 120 | 2.254 | 14.467 | 5.53 | 1.259 | 1.259 | 0.628 | 568.299 | 0.203 | 0.015 |
| Sweepers/Scrubbers | 1990 | 1990Sweepers/Scrubbers175 | 175 | 1.505 | 12.813 | 4.861 | 0.818 | 0.818 | 0.602 | 568.299 | 0.135 | 0.015 |
| Sweepers/Scrubbers | 1990 | 1990Sweepers/Scrubbers250 | 250 | 1.505 | 12.813 | 4.861 | 0.818 | 0.818 | 0.602 | 568.299 | 0.135 | 0.015 |
| Sweepers/Scrubbers | 2000 | 2000Sweepers/Scrubbers15 | 15 | 1.047 | 7.362 | 4.258 | 0.428 | 0.428 | 0.079 | 568.299 | 0.094 | 0.015 |
| Sweepers/Scrubbers | 2000 | 2000Sweepers/Scrubbers25 | 25 | 1.089 | 6.325 | 4.438 | 0.442 | 0.442 | 0.064 | 568.299 | 0.098 | 0.015 |
| Sweepers/Scrubbers | 2000 | 2000Sweepers/Scrubbers50 | 50 | 4.144 | 6.934 | 8.622 | 0.882 | 0.882 | 0.065 | 568.299 | 0.373 | 0.015 |
| Sweepers/Scrubbers | 2000 | 2000Sweepers/Scrubbers120 | 120 | 1.706 | 9.702 | 4.394 | 0.84 | 0.84 | 0.059 | 568.299 | 0.154 | 0.015 |
| Sweepers/Scrubbers | 2000 | 2000Sweepers/Scrubbers175 | 175 | 1.155 | 8.929 | 3.49 | 0.481 | 0.481 | 0.057 | 568.299 | 0.104 | 0.015 |
| Sweepers/Scrubbers | 2000 | 2000Sweepers/Scrubbers250 | 250 | 0.924 | 8.516 | 2.598 | 0.371 | 0.371 | 0.057 | 568.3 | 0.083 | 0.015 |
| Sweepers/Scrubbers | 2005 | 2005Sweepers/Scrubbers15 | 15 | 0.708 | 4.985 | 3.469 | 0.35 | 0.35 | 0.079 | 568.299 | 0.063 | 0.015 |
| Sweepers/Scrubbers | 2005 | 2005Sweepers/Scrubbers25 | 25 | 0.774 | 5.326 | 2.526 | 0.323 | 0.323 | 0.064 | 568.299 | 0.069 | 0.015 |
| Sweepers/Scrubbers | 2005 | 2005Sweepers/Scrubbers50 | 50 | 3.845 | 6.52 | 8.25 | 0.844 | 0.844 | 0.065 | 568.299 | 0.346 | 0.015 |
| Sweepers/Scrubbers | 2005 | 2005Sweepers/Scrubbers120 | 120 | 1.559 | 8.538 | 4.253 | 0.826 | 0.826 | 0.059 | 568.299 | 0.14 | 0.015 |
| Sweepers/Scrubbers | 2005 | 2005Sweepers/Scrubbers175 | 175 | 1.021 | 7.851 | 3.349 | 0.45 | 0.45 | 0.057 | 568.3 | 0.092 | 0.015 |
| Sweepers/Scrubbers | 2005 | 2005Sweepers/Scrubbers250 | 250 | 0.668 | 7.318 | 1.76 | 0.258 | 0.258 | 0.057 | 568.299 | 0.06 | 0.015 |
| Sweepers/Scrubbers | 2010 | 2010Sweepers/Scrubbers15 | 15 | 1.8103 | 5.8263 | 6.34286 | 0.6149 | 0.5657 | 0.0054 | 583.6982 | 0.1699 | 0.015 |
| Sweepers/Scrubbers | 2010 | 2010Sweepers/Scrubbers25 | 25 | 1.8103 | 5.8263 | 6.34286 | 0.6149 | 0.5657 | 0.0054 | 583.6982 | 0.1699 | 0.015 |
| Sweepers/Scrubbers | 2010 | 2010Sweepers/Scrubbers50 | 50 | 1.8103 | 5.8263 | 6.34286 | 0.6149 | 0.5657 | 0.0054 | 583.6982 | 0.1699 | 0.015 |
| Sweepers/Scrubbers | 2010 | 2010Sweepers/Scrubbers120 | 120 | 0.9191 | 7.68967 | 4.10149 | 0.657 | 0.6044 | 0.0049 | 526.7953 | 0.1533 | 0.013 |
| Sweepers/Scrubbers | 2010 | 2010Sweepers/Scrubbers175 | 175 | 0.9992 | 10.3895 | 4.21032 | 0.5781 | 0.5318 | 0.0049 | 525.6912 | 0.153 | 0.013 |
| Sweepers/Scrubbers | 2010 | 2010Sweepers/Scrubbers250 | 250 | 0.5826 | 7.47446 | 2.35018 | 0.3194 | 0.2939 | 0.0048 | 522.3625 | 0.152 | 0.013 |
| Sweepers/Scrubbers | 2011 | 2011Sweepers/Scrubbers15 | 15 | 1.7685 | 5.80317 | 6.34227 | 0.6056 | 0.5572 | 0.0054 | 582.239 | 0.1699 | 0.015 |
| Sweepers/Scrubbers | 2011 | 2011Sweepers/Scrubbers25 | 25 | 1.7685 | 5.80317 | 6.34227 | 0.6056 | 0.5572 | 0.0054 | 582.239 | 0.1699 | 0.015 |
| Sweepers/Scrubbers | 2011 | 2011Sweepers/Scrubbers50 | 50 | 1.7685 | 5.80317 | 6.34227 | 0.6056 | 0.5572 | 0.0054 | 582.239 | 0.1699 | 0.015 |
| Sweepers/Scrubbers | 2011 | 2011Sweepers/Scrubbers120 | 120 | 0.8991 | 7.49949 | 4.08877 | 0.6513 | 0.5992 | 0.0049 | 525.4783 | 0.1533 | 0.013 |
| Sweepers/Scrubbers | 2011 | 2011Sweepers/Scrubbers175 | 175 | 0.9532 | 9.92737 | 4.14616 | 0.5535 | 0.5092 | 0.0049 | 524.377 | 0.153 | 0.013 |
| Sweepers/Scrubbers | 2011 | 2011Sweepers/Scrubbers250 | 250 | 0.5237 | 7.01091 | 2.16425 | 0.2836 | 0.2609 | 0.0048 | 521.0566 | 0.152 | 0.013 |
| Sweepers/Scrubbers | 2012 | 2012Sweepers/Scrubbers15 | 15 | 1.8298 | 5.85015 | 6.54958 | 0.621 | 0.5713 | 0.0054 | 580.7797 | 0.1699 | 0.015 |
| Sweepers/Scrubbers | 2012 | 2012Sweepers/Scrubbers25 | 25 | 1.8298 | 5.85015 | 6.54958 | 0.621 | 0.5713 | 0.0054 | 580.7797 | 0.1699 | 0.015 |
| Sweepers/Scrubbers | 2012 | 2012Sweepers/Scrubbers50 | 50 | 1.8298 | 5.85015 | 6.54958 | 0.621 | 0.5713 | 0.0054 | 580.7797 | 0.1699 | 0.015 |
| Sweepers/Scrubbers | 2012 | 2012Sweepers/Scrubbers120 | 120 | 0.9066 | 7.50259 | 4.12474 | 0.6585 | 0.6058 | 0.0049 | 524.1613 | 0.1533 | 0.013 |
| Sweepers/Scrubbers | 2012 | 2012Sweepers/Scrubbers175 | 175 | 0.9591 | 9.95689 | 4.16243 | 0.5577 | 0.5131 | 0.0049 | 523.0627 | 0.153 | 0.013 |
| Sweepers/Scrubbers | 2012 | 2012Sweepers/Scrubbers250 | 250 | 0.532 | 7.05573 | 2.17716 | 0.2865 | 0.2636 | 0.0048 | 519.7507 | 0.152 | 0.013 |
| Sweepers/Scrubbers | 2013 | 2013Sweepers/Scrubbers15 | 15 | 1.7849 | 5.78778 | 6.54294 | 0.608 | 0.5593 | 0.0054 | 577.8612 | 0.1699 | 0.015 |
| Sweepers/Scrubbers | 2013 | 2013Sweepers/Scrubbers25 | 25 | 1.7849 | 5.78778 | 6.54294 | 0.608 | 0.5593 | 0.0054 | 577.8612 | 0.1699 | 0.015 |
| Sweepers/Scrubbers | 2013 | 2013Sweepers/Scrubbers50 | 50 | 1.7849 | 5.78778 | 6.54294 | 0.608 | 0.5593 | 0.0054 | 577.8612 | 0.1699 | 0.015 |
| Sweepers/Scrubbers | 2013 | 2013Sweepers/Scrubbers120 | 120 | 0.8567 | 7.14773 | 4.07918 | 0.6258 | 0.5757 | 0.0049 | 521.5273 | 0.1533 | 0.013 |
| Sweepers/Scrubbers | 2013 | 2013Sweepers/Scrubbers175 | 175 | 0.9428 | 9.76352 | 4.12302 | 0.5467 | 0.503 | 0.0049 | 520.4343 | 0.153 | 0.013 |
| Sweepers/Scrubbers | 2013 | 2013Sweepers/Scrubbers250 | 250 | 0.4965 | 6.66337 | 2.05413 | 0.263 | 0.2419 | 0.0048 | 517.1389 | 0.152 | 0.013 |
| Sweepers/Scrubbers | 2014 | 2014Sweepers/Scrubbers15 | 15 | 1.7674 | 5.75157 | 6.59249 | 0.6028 | 0.5546 | 0.0054 | 574.9427 | 0.1699 | 0.015 |
| Sweepers/Scrubbers | 2014 | 2014Sweepers/Scrubbers25 | 25 | 1.7674 | 5.75157 | 6.59249 | 0.6028 | 0.5546 | 0.0054 | 574.9427 | 0.1699 | 0.015 |
| Sweepers/Scrubbers | 2014 | 2014Sweepers/Scrubbers50 | 50 | 1.7674 | 5.75157 | 6.59249 | 0.6028 | 0.5546 | 0.0054 | 574.9427 | 0.1699 | 0.015 |
| Sweepers/Scrubbers | 2014 | 2014Sweepers/Scrubbers120 | 120 | 0.8326 | 6.93387 | 4.07085 | 0.6104 | 0.5615 | 0.0049 | 518.8933 | 0.1533 | 0.013 |
| Sweepers/Scrubbers | 2014 | 2014Sweepers/Scrubbers175 | 175 | 0.8754 | 9.10792 | 4.04161 | 0.5033 | 0.463 | 0.0049 | 517.8058 | 0.153 | 0.013 |
| Sweepers/Scrubbers | 2014 | 2014Sweepers/Scrubbers250 | 250 | 0.5046 | 6.70399 | 2.06593 | 0.2653 | 0.2441 | 0.0048 | 514.5271 | 0.152 | 0.013 |
| Sweepers/Scrubbers | 2015 | 2015Sweepers/Scrubbers15 | 15 | 1.8075 | 5.77191 | 6.75408 | 0.6111 | 0.5622 | 0.0054 | 569.1058 | 0.1699 | 0.015 |
| Sweepers/Scrubbers | 2015 | 2015Sweepers/Scrubbers25 | 25 | 1.8075 | 5.77191 | 6.75408 | 0.6111 | 0.5622 | 0.0054 | 569.1058 | 0.1699 | 0.015 |
| Sweepers/Scrubbers | 2015 | 2015Sweepers/Scrubbers50 | 50 | 1.8075 | 5.77191 | 6.75408 | 0.6111 | 0.5622 | 0.0054 | 569.1058 | 0.1699 | 0.015 |
| Sweepers/Scrubbers | 2015 | 2015Sweepers/Scrubbers120 | 120 | 0.8334 | 6.8863 | 4.09682 | 0.6103 | 0.5614 | 0.0049 | 513.6254 | 0.1533 | 0.013 |
| Sweepers/Scrubbers | 2015 | 2015Sweepers/Scrubbers175 | 175 | 0.8388 | 8.69682 | 3.98239 | 0.4792 | 0.4409 | 0.0049 | 512.5489 | 0.153 | 0.013 |
| Sweepers/Scrubbers | 2015 | 2015Sweepers/Scrubbers250 | 250 | 0.5128 | 6.7446 | 2.07774 | 0.2676 | 0.2462 | 0.0048 | 509.3035 | 0.152 | 0.013 |
| Sweepers/Scrubbers | 2016 | 2016Sweepers/Scrubbers15 | 15 | 1.7814 | 5.72609 | 6.78514 | 0.6029 | 0.5547 | 0.0054 | 563.2688 | 0.1699 | 0.014 |
| Sweepers/Scrubbers | 2016 | 2016Sweepers/Scrubbers25 | 25 | 1.7814 | 5.72609 | 6.78514 | 0.6029 | 0.5547 | 0.0054 | 563.2688 | 0.1699 | 0.014 |
| Sweepers/Scrubbers | 2016 | 2016Sweepers/Scrubbers50 | 50 | 1.7814 | 5.72609 | 6.78514 | 0.6029 | 0.5547 | 0.0054 | 563.2688 | 0.1699 | 0.014 |
| Sweepers/Scrubbers | 2016 | 2016Sweepers/Scrubbers120 | 120 | 0.7826 | 6.45405 | 4.05916 | 0.5707 | 0.525 | 0.0049 | 508.3574 | 0.1533 | 0.013 |
| Sweepers/Scrubbers | 2016 | 2016Sweepers/Scrubbers175 | 175 | 0.7456 | 7.78746 | 3.83865 | 0.4188 | 0.3853 | 0.0049 | 507.292 | 0.153 | 0.013 |
| Sweepers/Scrubbers | 2016 | 2016Sweepers/Scrubbers250 | 250 | 0.5207 | 6.78244 | 2.08905 | 0.2698 | 0.2483 | 0.0048 | 504.0799 | 0.152 | 0.013 |
| Sweepers/Scrubbers | 2017 | 2017Sweepers/Scrubbers15 | 15 | 1.7119 | 5.62558 | 6.7185 | 0.5817 | 0.5352 | 0.0054 | 554.5133 | 0.1699 | 0.014 |
| Sweepers/Scrubbers | 2017 | 2017Sweepers/Scrubbers25 | 25 | 1.7119 | 5.62558 | 6.7185 | 0.5817 | 0.5352 | 0.0054 | 554.5133 | 0.1699 | 0.014 |
| Sweepers/Scrubbers | 2017 | 2017Sweepers/Scrubbers50 | 50 | 1.7119 | 5.62558 | 6.7185 | 0.5817 | 0.5352 | 0.0054 | 554.5133 | 0.1699 | 0.014 |
| Sweepers/Scrubbers | 2017 | 2017Sweepers/Scrubbers120 | 120 | 0.7205 | 6.0202 | 4.01005 | 0.5202 | 0.4786 | 0.0049 | 500.4555 | 0.1533 | 0.013 |
| Sweepers/Scrubbers | 2017 | 2017Sweepers/Scrubbers175 | 175 | 0.7105 | 7.42433 | 3.78429 | 0.3946 | 0.363 | 0.0049 | 499.4066 | 0.153 | 0.013 |
| Sweepers/Scrubbers | 2017 | 2017Sweepers/Scrubbers250 | 250 | 0.5126 | 6.50894 | 2.08973 | 0.2642 | 0.2431 | 0.0048 | 496.2444 | 0.152 | 0.013 |
| Sweepers/Scrubbers | 2018 | 2018Sweepers/Scrubbers15 | 15 | 1.5449 | 5.39866 | 6.4442 | 0.5307 | 0.4882 | 0.0054 | 545.7578 | 0.1699 | 0.014 |
| Sweepers/Scrubbers | 2018 | 2018Sweepers/Scrubbers25 | 25 | 1.5449 | 5.39866 | 6.4442 | 0.5307 | 0.4882 | 0.0054 | 545.7578 | 0.1699 | 0.014 |
| Sweepers/Scrubbers | 2018 | 2018Sweepers/Scrubbers50 | 50 | 1.5449 | 5.39866 | 6.4442 | 0.5307 | 0.4882 | 0.0054 | 545.7578 | 0.1699 | 0.014 |
| Sweepers/Scrubbers | 2018 | 2018Sweepers/Scrubbers120 | 120 | 0.5995 | 5.13595 | 3.88173 | 0.4283 | 0.3941 | 0.0049 | 492.5536 | 0.1533 | 0.013 |
| Sweepers/Scrubbers | 2018 | 2018Sweepers/Scrubbers175 | 175 | 0.5889 | 6.07101 | 3.58832 | 0.3197 | 0.2942 | 0.0049 | 491.5213 | 0.153 | 0.013 |
| Sweepers/Scrubbers | 2018 | 2018Sweepers/Scrubbers250 | 250 | 0.3495 | 4.30158 | 1.60478 | 0.1691 | 0.1556 | 0.0049 | 488.409 | 0.152 | 0.013 |
| Sweepers/Scrubbers | 2019 | 2019Sweepers/Scrubbers15 | 15 | 1.431 | 5.22487 | 6.26782 | 0.4912 | 0.4519 | 0.0054 | 537.0023 | 0.1699 | 0.014 |
| Sweepers/Scrubbers | 2019 | 2019Sweepers/Scrubbers25 | 25 | 1.431 | 5.22487 | 6.26782 | 0.4912 | 0.4519 | 0.0054 | 537.0023 | 0.1699 | 0.014 |
| Sweepers/Scrubbers | 2019 | 2019Sweepers/Scrubbers50 | 50 | 1.431 | 5.22487 | 6.26782 | 0.4912 | 0.4519 | 0.0054 | 537.0023 | 0.1699 | 0.014 |
| Sweepers/Scrubbers | 2019 | 2019Sweepers/Scrubbers120 | 120 | 0.5496 | 4.77259 | 3.84602 | 0.3872 | 0.3563 | 0.0049 | 484.6516 | 0.1533 | 0.012 |
| Sweepers/Scrubbers | 2019 | 2019Sweepers/Scrubbers175 | 175 | 0.5233 | 5.30082 | 3.4491 | 0.2772 | 0.255 | 0.0049 | 483.6359 | 0.153 | 0.012 |
| Sweepers/Scrubbers | 2019 | 2019Sweepers/Scrubbers250 | 250 | 0.2347 | 2.86598 | 1.23013 | 0.0989 | 0.091 | 0.0049 | 480.5735 | 0.152 | 0.012 |
| Sweepers/Scrubbers | 2020 | 2020Sweepers/Scrubbers15 | 15 | 1.3438 | 5.09515 | 6.1554 | 0.4629 | 0.4259 | 0.0054 | 525.3284 | 0.1699 | 0.013 |
| Sweepers/Scrubbers | 2020 | 2020Sweepers/Scrubbers25 | 25 | 1.3438 | 5.09515 | 6.1554 | 0.4629 | 0.4259 | 0.0054 | 525.3284 | 0.1699 | 0.013 |
| Sweepers/Scrubbers | 2020 | 2020Sweepers/Scrubbers50 | 50 | 1.3438 | 5.09515 | 6.1554 | 0.4629 | 0.4259 | 0.0054 | 525.3284 | 0.1699 | 0.013 |
| Sweepers/Scrubbers | 2020 | 2020Sweepers/Scrubbers120 | 120 | 0.5199 | 4.4821 | 3.82752 | 0.3601 | 0.3313 | 0.0049 | 474.1157 | 0.1533 | 0.012 |
| Sweepers/Scrubbers | 2020 | 2020Sweepers/Scrubbers175 | 175 | 0.4616 | 4.60809 | 3.35909 | 0.2371 | 0.2181 | 0.0049 | 473.1221 | 0.153 | 0.012 |

| | | | | | | | | | | | | |
|---|---|---|---|---|---|---|---|---|---|---|---|---|
| Sweepers/Scrubbers | 2020 | 2020Sweepers/Scrubbers250 | 250 | 0.2071 | 2.4856 | 1.13655 | 0.079 | 0.0727 | 0.0049 | 470.1263 | 0.152 | 0.012 |
| Sweepers/Scrubbers | 2021 | 2021Sweepers/Scrubbers15 | 15 | 1.2191 | 4.84946 | 5.89996 | 0.4117 | 0.3788 | 0.0054 | 525.3284 | 0.1699 | 0.013 |
| Sweepers/Scrubbers | 2021 | 2021Sweepers/Scrubbers25 | 25 | 1.2191 | 4.84946 | 5.89996 | 0.4117 | 0.3788 | 0.0054 | 525.3284 | 0.1699 | 0.013 |
| Sweepers/Scrubbers | 2021 | 2021Sweepers/Scrubbers50 | 50 | 1.2191 | 4.84946 | 5.89996 | 0.4117 | 0.3788 | 0.0054 | 525.3284 | 0.1699 | 0.013 |
| Sweepers/Scrubbers | 2021 | 2021Sweepers/Scrubbers120 | 120 | 0.4402 | 3.96194 | 3.75746 | 0.2914 | 0.2681 | 0.0049 | 474.1157 | 0.1533 | 0.012 |
| Sweepers/Scrubbers | 2021 | 2021Sweepers/Scrubbers175 | 175 | 0.3848 | 3.70723 | 3.24726 | 0.1872 | 0.1722 | 0.0049 | 473.1221 | 0.153 | 0.012 |
| Sweepers/Scrubbers | 2021 | 2021Sweepers/Scrubbers250 | 250 | 0.1642 | 1.75821 | 1.1084 | 0.055 | 0.0506 | 0.0049 | 470.1263 | 0.152 | 0.012 |
| Sweepers/Scrubbers | 2022 | 2022Sweepers/Scrubbers15 | 15 | 1.0082 | 4.49049 | 5.45118 | 0.3346 | 0.3078 | 0.0054 | 525.3284 | 0.1699 | 0.013 |
| Sweepers/Scrubbers | 2022 | 2022Sweepers/Scrubbers25 | 25 | 1.0082 | 4.49049 | 5.45118 | 0.3346 | 0.3078 | 0.0054 | 525.3284 | 0.1699 | 0.013 |
| Sweepers/Scrubbers | 2022 | 2022Sweepers/Scrubbers50 | 50 | 1.0082 | 4.49049 | 5.45118 | 0.3346 | 0.3078 | 0.0054 | 525.3284 | 0.1699 | 0.013 |
| Sweepers/Scrubbers | 2022 | 2022Sweepers/Scrubbers120 | 120 | 0.3724 | 3.47218 | 3.69196 | 0.2321 | 0.2135 | 0.0049 | 474.1157 | 0.1533 | 0.012 |
| Sweepers/Scrubbers | 2022 | 2022Sweepers/Scrubbers175 | 175 | 0.3214 | 3.00243 | 3.22176 | 0.1446 | 0.133 | 0.0049 | 473.1221 | 0.153 | 0.012 |
| Sweepers/Scrubbers | 2022 | 2022Sweepers/Scrubbers250 | 250 | 0.1524 | 1.60484 | 1.10147 | 0.0499 | 0.0459 | 0.0049 | 470.1263 | 0.152 | 0.012 |
| Sweepers/Scrubbers | 2023 | 2023Sweepers/Scrubbers15 | 15 | 0.7592 | 4.12735 | 4.97095 | 0.2485 | 0.2286 | 0.0054 | 525.3284 | 0.1699 | 0.013 |
| Sweepers/Scrubbers | 2023 | 2023Sweepers/Scrubbers25 | 25 | 0.7592 | 4.12735 | 4.97095 | 0.2485 | 0.2286 | 0.0054 | 525.3284 | 0.1699 | 0.013 |
| Sweepers/Scrubbers | 2023 | 2023Sweepers/Scrubbers50 | 50 | 0.7592 | 4.12735 | 4.97095 | 0.2485 | 0.2286 | 0.0054 | 525.3284 | 0.1699 | 0.013 |
| Sweepers/Scrubbers | 2023 | 2023Sweepers/Scrubbers120 | 120 | 0.3506 | 3.28536 | 3.69499 | 0.2095 | 0.1928 | 0.0049 | 474.1157 | 0.1533 | 0.012 |
| Sweepers/Scrubbers | 2023 | 2023Sweepers/Scrubbers175 | 175 | 0.2922 | 2.60853 | 3.22298 | 0.1259 | 0.1158 | 0.0049 | 473.1221 | 0.153 | 0.012 |
| Sweepers/Scrubbers | 2023 | 2023Sweepers/Scrubbers250 | 250 | 0.1585 | 1.61028 | 1.11413 | 0.0503 | 0.0463 | 0.0049 | 470.1263 | 0.152 | 0.012 |
| Sweepers/Scrubbers | 2024 | 2024Sweepers/Scrubbers15 | 15 | 0.7461 | 4.0788 | 5.00321 | 0.2385 | 0.2194 | 0.0054 | 525.3284 | 0.1699 | 0.013 |
| Sweepers/Scrubbers | 2024 | 2024Sweepers/Scrubbers25 | 25 | 0.7461 | 4.0788 | 5.00321 | 0.2385 | 0.2194 | 0.0054 | 525.3284 | 0.1699 | 0.013 |
| Sweepers/Scrubbers | 2024 | 2024Sweepers/Scrubbers50 | 50 | 0.7461 | 4.0788 | 5.00321 | 0.2385 | 0.2194 | 0.0054 | 525.3284 | 0.1699 | 0.013 |
| Sweepers/Scrubbers | 2024 | 2024Sweepers/Scrubbers120 | 120 | 0.332 | 3.09846 | 3.69288 | 0.1885 | 0.1734 | 0.0049 | 474.1157 | 0.1533 | 0.012 |
| Sweepers/Scrubbers | 2024 | 2024Sweepers/Scrubbers175 | 175 | 0.2662 | 2.2533 | 3.23374 | 0.1072 | 0.0986 | 0.0049 | 473.1221 | 0.153 | 0.012 |
| Sweepers/Scrubbers | 2024 | 2024Sweepers/Scrubbers250 | 250 | 0.1644 | 1.61357 | 1.12729 | 0.0505 | 0.0465 | 0.0049 | 470.1263 | 0.152 | 0.012 |
| Sweepers/Scrubbers | 2025 | 2025Sweepers/Scrubbers15 | 15 | 0.6224 | 3.85568 | 4.76791 | 0.1914 | 0.1761 | 0.0054 | 525.3284 | 0.1699 | 0.013 |
| Sweepers/Scrubbers | 2025 | 2025Sweepers/Scrubbers25 | 25 | 0.6224 | 3.85568 | 4.76791 | 0.1914 | 0.1761 | 0.0054 | 525.3284 | 0.1699 | 0.013 |
| Sweepers/Scrubbers | 2025 | 2025Sweepers/Scrubbers50 | 50 | 0.6224 | 3.85568 | 4.76791 | 0.1914 | 0.1761 | 0.0054 | 525.3284 | 0.1699 | 0.013 |
| Sweepers/Scrubbers | 2025 | 2025Sweepers/Scrubbers120 | 120 | 0.3031 | 2.81733 | 3.66402 | 0.1597 | 0.1469 | 0.0049 | 474.1157 | 0.1533 | 0.012 |
| Sweepers/Scrubbers | 2025 | 2025Sweepers/Scrubbers175 | 175 | 0.2133 | 1.63811 | 3.201 | 0.0722 | 0.0664 | 0.0049 | 473.1221 | 0.153 | 0.012 |
| Sweepers/Scrubbers | 2025 | 2025Sweepers/Scrubbers250 | 250 | 0.1699 | 1.61588 | 1.14005 | 0.0507 | 0.0466 | 0.0049 | 470.1263 | 0.152 | 0.012 |
| Sweepers/Scrubbers | 2030 | 2030Sweepers/Scrubbers15 | 15 | 0.589 | 4.142 | 3.47 | 0.161 | 0.161 | 0.008 | 568.299 | 0.053 | 0.015 |
| Sweepers/Scrubbers | 2030 | 2030Sweepers/Scrubbers25 | 25 | 0.685 | 4.332 | 2.34 | 0.161 | 0.161 | 0.007 | 568.299 | 0.061 | 0.015 |
| Sweepers/Scrubbers | 2030 | 2030Sweepers/Scrubbers50 | 50 | 0.509 | 3.294 | 4.947 | 0.026 | 0.026 | 0.007 | 568.299 | 0.046 | 0.015 |
| Sweepers/Scrubbers | 2030 | 2030Sweepers/Scrubbers120 | 120 | 0.261 | 1.569 | 3.703 | 0.023 | 0.023 | 0.006 | 568.299 | 0.023 | 0.015 |
| Sweepers/Scrubbers | 2030 | 2030Sweepers/Scrubbers175 | 175 | 0.187 | 0.431 | 3.275 | 0.017 | 0.017 | 0.006 | 568.299 | 0.016 | 0.015 |
| Sweepers/Scrubbers | 2030 | 2030Sweepers/Scrubbers250 | 250 | 0.182 | 0.37 | 1.116 | 0.013 | 0.013 | 0.006 | 568.299 | 0.016 | 0.015 |
| Sweepers/Scrubbers | 2035 | 2035Sweepers/Scrubbers15 | 15 | 0.589 | 4.142 | 3.47 | 0.161 | 0.161 | 0.008 | 568.299 | 0.053 | 0.015 |
| Sweepers/Scrubbers | 2035 | 2035Sweepers/Scrubbers25 | 25 | 0.685 | 4.332 | 2.34 | 0.161 | 0.161 | 0.007 | 568.3 | 0.061 | 0.015 |
| Sweepers/Scrubbers | 2035 | 2035Sweepers/Scrubbers50 | 50 | 0.505 | 3.214 | 4.929 | 0.017 | 0.017 | 0.007 | 568.299 | 0.045 | 0.015 |
| Sweepers/Scrubbers | 2035 | 2035Sweepers/Scrubbers120 | 120 | 0.253 | 1.486 | 3.698 | 0.016 | 0.016 | 0.006 | 568.299 | 0.022 | 0.015 |
| Sweepers/Scrubbers | 2035 | 2035Sweepers/Scrubbers175 | 175 | 0.175 | 0.313 | 3.271 | 0.012 | 0.012 | 0.006 | 568.299 | 0.015 | 0.015 |
| Sweepers/Scrubbers | 2035 | 2035Sweepers/Scrubbers250 | 250 | 0.173 | 0.294 | 1.114 | 0.011 | 0.011 | 0.006 | 568.299 | 0.015 | 0.015 |
| Sweepers/Scrubbers | 2040 | 2040Sweepers/Scrubbers15 | 15 | 0.589 | 4.142 | 3.47 | 0.161 | 0.161 | 0.008 | 568.3 | 0.053 | 0.015 |
| Sweepers/Scrubbers | 2040 | 2040Sweepers/Scrubbers25 | 25 | 0.685 | 4.332 | 2.34 | 0.161 | 0.161 | 0.007 | 568.299 | 0.061 | 0.015 |
| Sweepers/Scrubbers | 2040 | 2040Sweepers/Scrubbers50 | 50 | 0.504 | 3.203 | 4.925 | 0.016 | 0.016 | 0.007 | 568.3 | 0.045 | 0.015 |
| Sweepers/Scrubbers | 2040 | 2040Sweepers/Scrubbers120 | 120 | 0.251 | 1.469 | 3.697 | 0.015 | 0.015 | 0.006 | 568.299 | 0.022 | 0.015 |
| Sweepers/Scrubbers | 2040 | 2040Sweepers/Scrubbers175 | 175 | 0.172 | 0.284 | 3.27 | 0.011 | 0.011 | 0.006 | 568.299 | 0.015 | 0.015 |
| Sweepers/Scrubbers | 2040 | 2040Sweepers/Scrubbers250 | 250 | 0.172 | 0.284 | 1.114 | 0.011 | 0.011 | 0.006 | 568.299 | 0.015 | 0.015 |
| Tractors/Loaders/Backhoes | 1990 | 1990Tractors/Loaders/Backhoes25 | 25 | 2.213 | 6.919 | 4.999 | 0.741 | 0.741 | 0.855 | 568.299 | 0.199 | 0.015 |
| Tractors/Loaders/Backhoes | 1990 | 1990Tractors/Loaders/Backhoes50 | 50 | 4.787 | 7.939 | 9.698 | 1.267 | 1.267 | 0.871 | 568.299 | 0.431 | 0.015 |
| Tractors/Loaders/Backhoes | 1990 | 1990Tractors/Loaders/Backhoes120 | 120 | 2.333 | 14.779 | 5.659 | 1.327 | 1.327 | 0.791 | 568.299 | 0.21 | 0.015 |
| Tractors/Loaders/Backhoes | 1990 | 1990Tractors/Loaders/Backhoes175 | 175 | 1.751 | 14.021 | 5.008 | 0.974 | 0.974 | 0.758 | 568.299 | 0.158 | 0.015 |
| Tractors/Loaders/Backhoes | 1990 | 1990Tractors/Loaders/Backhoes250 | 250 | 1.751 | 14.021 | 5.008 | 0.974 | 0.974 | 0.758 | 568.299 | 0.158 | 0.015 |
| Tractors/Loaders/Backhoes | 1990 | 1990Tractors/Loaders/Backhoes500 | 500 | 1.551 | 13.298 | 10.967 | 0.834 | 0.834 | 0.758 | 568.3 | 0.139 | 0.015 |
| Tractors/Loaders/Backhoes | 1990 | 1990Tractors/Loaders/Backhoes750 | 750 | 1.551 | 13.298 | 10.967 | 0.85 | 0.85 | 1.139 | 568.299 | 0.139 | 0.015 |
| Tractors/Loaders/Backhoes | 2000 | 2000Tractors/Loaders/Backhoes25 | 25 | 2.029 | 6.391 | 4.66 | 0.57 | 0.57 | 0.065 | 568.299 | 0.183 | 0.015 |
| Tractors/Loaders/Backhoes | 2000 | 2000Tractors/Loaders/Backhoes50 | 50 | 4.271 | 6.964 | 8.855 | 0.903 | 0.903 | 0.066 | 568.299 | 0.385 | 0.015 |
| Tractors/Loaders/Backhoes | 2000 | 2000Tractors/Loaders/Backhoes120 | 120 | 1.738 | 9.784 | 4.448 | 0.862 | 0.862 | 0.06 | 568.299 | 0.156 | 0.015 |
| Tractors/Loaders/Backhoes | 2000 | 2000Tractors/Loaders/Backhoes175 | 175 | 1.178 | 9.027 | 3.534 | 0.494 | 0.494 | 0.057 | 568.299 | 0.106 | 0.015 |
| Tractors/Loaders/Backhoes | 2000 | 2000Tractors/Loaders/Backhoes250 | 250 | 0.942 | 8.625 | 2.634 | 0.38 | 0.38 | 0.057 | 568.299 | 0.085 | 0.015 |
| Tractors/Loaders/Backhoes | 2000 | 2000Tractors/Loaders/Backhoes500 | 500 | 0.863 | 8.225 | 3.629 | 0.339 | 0.339 | 0.057 | 568.299 | 0.077 | 0.015 |
| Tractors/Loaders/Backhoes | 2000 | 2000Tractors/Loaders/Backhoes750 | 750 | 0.863 | 8.225 | 3.629 | 0.339 | 0.339 | 0.059 | 568.299 | 0.077 | 0.015 |
| Tractors/Loaders/Backhoes | 2005 | 2005Tractors/Loaders/Backhoes25 | 25 | 1.191 | 5.648 | 3.137 | 0.404 | 0.404 | 0.065 | 568.299 | 0.107 | 0.015 |
| Tractors/Loaders/Backhoes | 2005 | 2005Tractors/Loaders/Backhoes50 | 50 | 3.667 | 6.405 | 8.018 | 0.819 | 0.819 | 0.066 | 568.299 | 0.33 | 0.015 |
| Tractors/Loaders/Backhoes | 2005 | 2005Tractors/Loaders/Backhoes120 | 120 | 1.499 | 8.325 | 4.22 | 0.802 | 0.802 | 0.06 | 568.299 | 0.135 | 0.015 |
| Tractors/Loaders/Backhoes | 2005 | 2005Tractors/Loaders/Backhoes175 | 175 | 0.974 | 7.629 | 3.341 | 0.432 | 0.432 | 0.057 | 568.3 | 0.087 | 0.015 |
| Tractors/Loaders/Backhoes | 2005 | 2005Tractors/Loaders/Backhoes250 | 250 | 0.659 | 7.181 | 1.774 | 0.256 | 0.256 | 0.057 | 568.3 | 0.059 | 0.015 |
| Tractors/Loaders/Backhoes | 2005 | 2005Tractors/Loaders/Backhoes500 | 500 | 0.58 | 6.451 | 1.993 | 0.23 | 0.23 | 0.057 | 568.299 | 0.052 | 0.015 |
| Tractors/Loaders/Backhoes | 2005 | 2005Tractors/Loaders/Backhoes750 | 750 | 0.594 | 6.656 | 1.99 | 0.234 | 0.234 | 0.059 | 568.299 | 0.053 | 0.015 |
| Tractors/Loaders/Backhoes | 2010 | 2010Tractors/Loaders/Backhoes25 | 25 | 1.592 | 5.63221 | 5.95576 | 0.5614 | 0.5165 | 0.0053 | 569.9866 | 0.1659 | 0.015 |
| Tractors/Loaders/Backhoes | 2010 | 2010Tractors/Loaders/Backhoes50 | 50 | 1.592 | 5.63221 | 5.95576 | 0.5614 | 0.5165 | 0.0053 | 569.9866 | 0.1659 | 0.015 |
| Tractors/Loaders/Backhoes | 2010 | 2010Tractors/Loaders/Backhoes120 | 120 | 0.6658 | 6.31224 | 3.83197 | 0.5039 | 0.4636 | 0.0049 | 533.5879 | 0.1553 | 0.014 |
| Tractors/Loaders/Backhoes | 2010 | 2010Tractors/Loaders/Backhoes175 | 175 | 0.4698 | 5.68573 | 3.20391 | 0.2855 | 0.2626 | 0.0048 | 521.9624 | 0.1519 | 0.013 |
| Tractors/Loaders/Backhoes | 2010 | 2010Tractors/Loaders/Backhoes250 | 250 | 0.3432 | 5.58586 | 1.44044 | 0.1775 | 0.1633 | 0.0049 | 522.8516 | 0.1522 | 0.013 |
| Tractors/Loaders/Backhoes | 2010 | 2010Tractors/Loaders/Backhoes500 | 500 | 0.3289 | 5.18517 | 2.07689 | 0.1722 | 0.1585 | 0.0049 | 526.5923 | 0.1533 | 0.013 |
| Tractors/Loaders/Backhoes | 2010 | 2010Tractors/Loaders/Backhoes750 | 750 | 0.2778 | 4.39795 | 1.80487 | 0.1531 | 0.1408 | 0.0048 | 517.4169 | 0.1506 | 0.013 |
| Tractors/Loaders/Backhoes | 2011 | 2011Tractors/Loaders/Backhoes25 | 25 | 1.5032 | 5.58613 | 5.86306 | 0.54 | 0.4968 | 0.0053 | 569.4176 | 0.1662 | 0.015 |
| Tractors/Loaders/Backhoes | 2011 | 2011Tractors/Loaders/Backhoes50 | 50 | 1.5032 | 5.58613 | 5.86306 | 0.54 | 0.4968 | 0.0053 | 569.4176 | 0.1662 | 0.015 |
| Tractors/Loaders/Backhoes | 2011 | 2011Tractors/Loaders/Backhoes120 | 120 | 0.6438 | 6.12981 | 3.83083 | 0.4906 | 0.4513 | 0.0049 | 531.2907 | 0.155 | 0.014 |
| Tractors/Loaders/Backhoes | 2011 | 2011Tractors/Loaders/Backhoes175 | 175 | 0.4574 | 5.49667 | 3.21464 | 0.2774 | 0.2552 | 0.0048 | 520.8772 | 0.152 | 0.013 |
| Tractors/Loaders/Backhoes | 2011 | 2011Tractors/Loaders/Backhoes250 | 250 | 0.3363 | 5.38873 | 1.41416 | 0.1717 | 0.158 | 0.0049 | 521.7143 | 0.1522 | 0.013 |
| Tractors/Loaders/Backhoes | 2011 | 2011Tractors/Loaders/Backhoes500 | 500 | 0.3221 | 4.98779 | 2.01155 | 0.1669 | 0.1536 | 0.0049 | 525.0356 | 0.1532 | 0.013 |
| Tractors/Loaders/Backhoes | 2011 | 2011Tractors/Loaders/Backhoes750 | 750 | 0.2833 | 4.35896 | 1.80098 | 0.1527 | 0.1405 | 0.0048 | 516.0241 | 0.1506 | 0.013 |
| Tractors/Loaders/Backhoes | 2012 | 2012Tractors/Loaders/Backhoes25 | 25 | 1.494 | 5.57167 | 5.92961 | 0.537 | 0.494 | 0.0053 | 568.1171 | 0.1662 | 0.015 |
| Tractors/Loaders/Backhoes | 2012 | 2012Tractors/Loaders/Backhoes50 | 50 | 1.494 | 5.57167 | 5.92961 | 0.537 | 0.494 | 0.0053 | 568.1171 | 0.1662 | 0.015 |
| Tractors/Loaders/Backhoes | 2012 | 2012Tractors/Loaders/Backhoes120 | 120 | 0.6432 | 6.07938 | 3.85825 | 0.4896 | 0.4504 | 0.0049 | 529.8013 | 0.155 | 0.014 |
| Tractors/Loaders/Backhoes | 2012 | 2012Tractors/Loaders/Backhoes175 | 175 | 0.4639 | 5.48812 | 3.24733 | 0.2794 | 0.257 | 0.0048 | 519.5807 | 0.152 | 0.013 |
| Tractors/Loaders/Backhoes | 2012 | 2012Tractors/Loaders/Backhoes250 | 250 | 0.3433 | 5.3794 | 1.42415 | 0.1729 | 0.1591 | 0.0049 | 520.5233 | 0.1523 | 0.013 |
| Tractors/Loaders/Backhoes | 2012 | 2012Tractors/Loaders/Backhoes500 | 500 | 0.329 | 4.9585 | 2.03631 | 0.1675 | 0.1541 | 0.0049 | 523.6066 | 0.1532 | 0.013 |
| Tractors/Loaders/Backhoes | 2012 | 2012Tractors/Loaders/Backhoes750 | 750 | 0.2906 | 4.30593 | 1.81138 | 0.1528 | 0.1408 | 0.0048 | 514.6158 | 0.1505 | 0.013 |
| Tractors/Loaders/Backhoes | 2013 | 2013Tractors/Loaders/Backhoes25 | 25 | 1.437 | 5.50692 | 5.8983 | 0.5196 | 0.4781 | 0.0053 | 566.4101 | 0.1665 | 0.015 |
| Tractors/Loaders/Backhoes | 2013 | 2013Tractors/Loaders/Backhoes50 | 50 | 1.437 | 5.50692 | 5.8983 | 0.5196 | 0.4781 | 0.0053 | 566.4101 | 0.1665 | 0.015 |
| Tractors/Loaders/Backhoes | 2013 | 2013Tractors/Loaders/Backhoes120 | 120 | 0.6192 | 5.88177 | 3.85259 | 0.4685 | 0.431 | 0.0049 | 526.7149 | 0.1549 | 0.013 |
| Tractors/Loaders/Backhoes | 2013 | 2013Tractors/Loaders/Backhoes175 | 175 | 0.4529 | 5.32658 | 3.25593 | 0.2695 | 0.2479 | 0.0048 | 516.748 | 0.1519 | 0.013 |
| Tractors/Loaders/Backhoes | 2013 | 2013Tractors/Loaders/Backhoes250 | 250 | 0.3396 | 5.22143 | 1.40715 | 0.168 | 0.1546 | 0.0049 | 517.9916 | 0.1523 | 0.013 |
| Tractors/Loaders/Backhoes | 2013 | 2013Tractors/Loaders/Backhoes500 | 500 | 0.3246 | 4.77348 | 1.98237 | 0.1621 | 0.1492 | 0.0049 | 520.6472 | 0.1531 | 0.013 |
| Tractors/Loaders/Backhoes | 2013 | 2013Tractors/Loaders/Backhoes750 | 750 | 0.3002 | 4.31599 | 1.8218 | 0.155 | 0.1426 | 0.0048 | 511.8955 | 0.1505 | 0.013 |
| Tractors/Loaders/Backhoes | 2014 | 2014Tractors/Loaders/Backhoes25 | 25 | 1.3356 | 5.36869 | 5.77182 | 0.4882 | 0.4491 | 0.0053 | 564.0421 | 0.1667 | 0.014 |
| Tractors/Loaders/Backhoes | 2014 | 2014Tractors/Loaders/Backhoes50 | 50 | 1.3356 | 5.36869 | 5.77182 | 0.4882 | 0.4491 | 0.0053 | 564.0421 | 0.1667 | 0.014 |
| Tractors/Loaders/Backhoes | 2014 | 2014Tractors/Loaders/Backhoes120 | 120 | 0.5822 | 5.58081 | 3.82724 | 0.4384 | 0.4033 | 0.0049 | 523.0168 | 0.1546 | 0.013 |
| Tractors/Loaders/Backhoes | 2014 | 2014Tractors/Loaders/Backhoes175 | 175 | 0.4229 | 4.93788 | 3.23863 | 0.2483 | 0.2285 | 0.0048 | 513.8903 | 0.1519 | 0.013 |
| Tractors/Loaders/Backhoes | 2014 | 2014Tractors/Loaders/Backhoes250 | 250 | 0.3269 | 4.92175 | 1.37555 | 0.1587 | 0.146 | 0.0049 | 515.1747 | 0.1522 | 0.013 |
| Tractors/Loaders/Backhoes | 2014 | 2014Tractors/Loaders/Backhoes500 | 500 | 0.3122 | 4.48819 | 1.87787 | 0.1518 | 0.1397 | 0.0049 | 517.1237 | 0.1528 | 0.013 |
| Tractors/Loaders/Backhoes | 2014 | 2014Tractors/Loaders/Backhoes750 | 750 | 0.3047 | 4.24344 | 1.8331 | 0.1536 | 0.1413 | 0.0048 | 511.3367 | 0.1511 | 0.013 |
| Tractors/Loaders/Backhoes | 2015 | 2015Tractors/Loaders/Backhoes25 | 25 | 1.3072 | 5.32019 | 5.79091 | 0.477 | 0.4389 | 0.0053 | 558.7085 | 0.1668 | 0.014 |
| Tractors/Loaders/Backhoes | 2015 | 2015Tractors/Loaders/Backhoes50 | 50 | 1.3072 | 5.32019 | 5.79091 | 0.477 | 0.4389 | 0.0053 | 558.7085 | 0.1668 | 0.014 |
| Tractors/Loaders/Backhoes | 2015 | 2015Tractors/Loaders/Backhoes120 | 120 | 0.5693 | 5.4221 | 3.83198 | 0.4244 | 0.3904 | 0.0049 | 517.3652 | 0.1545 | 0.013 |
| Tractors/Loaders/Backhoes | 2015 | 2015Tractors/Loaders/Backhoes175 | 175 | 0.4213 | 4.83599 | 3.2559 | 0.2443 | 0.2248 | 0.0048 | 508.6819 | 0.1519 | 0.013 |
| Tractors/Loaders/Backhoes | 2015 | 2015Tractors/Loaders/Backhoes250 | 250 | 0.3259 | 4.7831 | 1.37366 | 0.1554 | 0.1429 | 0.0049 | 509.6269 | 0.1521 | 0.013 |
| Tractors/Loaders/Backhoes | 2015 | 2015Tractors/Loaders/Backhoes500 | 500 | 0.3119 | 4.34833 | 1.88403 | 0.1491 | 0.1372 | 0.0049 | 511.8685 | 0.1528 | 0.013 |
| Tractors/Loaders/Backhoes | 2015 | 2015Tractors/Loaders/Backhoes750 | 750 | 0.3075 | 4.1848 | 1.823 | 0.152 | 0.1399 | 0.0048 | 506.1469 | 0.1511 | 0.013 |
| Tractors/Loaders/Backhoes | 2016 | 2016Tractors/Loaders/Backhoes25 | 25 | 1.2504 | 5.21373 | 5.74113 | 0.4547 | 0.4183 | 0.0053 | 553.3996 | 0.1669 | 0.014 |

| | | | | | | | | | | | | | |
|---|---|---|---|---|---|---|---|---|---|---|---|---|---|
| Tractors/Loaders/Backhoes | 2016 | 2016Tractors/Loaders/Backhoes50 | 50 | 1.2504 | 5.21373 | 5.74113 | 0.4547 | 0.4183 | 0.0053 | 553.3996 | 0.1669 | 0.014 |
| Tractors/Loaders/Backhoes | 2016 | 2016Tractors/Loaders/Backhoes120 | 120 | 0.538 | 5.14235 | 3.81146 | 0.3959 | 0.3643 | 0.0049 | 511.3456 | 0.1542 | 0.013 |
| Tractors/Loaders/Backhoes | 2016 | 2016Tractors/Loaders/Backhoes175 | 175 | 0.3892 | 4.37945 | 3.23229 | 0.222 | 0.2042 | 0.0048 | 502.6294 | 0.1516 | 0.013 |
| Tractors/Loaders/Backhoes | 2016 | 2016Tractors/Loaders/Backhoes250 | 250 | 0.3107 | 4.42611 | 1.34719 | 0.1449 | 0.1333 | 0.0049 | 504.4014 | 0.1521 | 0.013 |
| Tractors/Loaders/Backhoes | 2016 | 2016Tractors/Loaders/Backhoes500 | 500 | 0.2838 | 3.7866 | 1.78642 | 0.131 | 0.1206 | 0.0049 | 505.2698 | 0.1524 | 0.013 |
| Tractors/Loaders/Backhoes | 2016 | 2016Tractors/Loaders/Backhoes750 | 750 | 0.3002 | 4.0216 | 1.67424 | 0.1444 | 0.1328 | 0.0048 | 500.955 | 0.1511 | 0.013 |
| Tractors/Loaders/Backhoes | 2017 | 2017Tractors/Loaders/Backhoes25 | 25 | 1.1941 | 5.10958 | 5.68921 | 0.4331 | 0.3985 | 0.0053 | 544.9286 | 0.167 | 0.014 |
| Tractors/Loaders/Backhoes | 2017 | 2017Tractors/Loaders/Backhoes50 | 50 | 1.1941 | 5.10958 | 5.68921 | 0.4331 | 0.3985 | 0.0053 | 544.9286 | 0.167 | 0.014 |
| Tractors/Loaders/Backhoes | 2017 | 2017Tractors/Loaders/Backhoes120 | 120 | 0.5005 | 4.8087 | 3.7818 | 0.3616 | 0.3327 | 0.0049 | 502.7952 | 0.1541 | 0.013 |
| Tractors/Loaders/Backhoes | 2017 | 2017Tractors/Loaders/Backhoes175 | 175 | 0.3536 | 3.87876 | 3.19961 | 0.1973 | 0.1815 | 0.0048 | 493.912 | 0.1513 | 0.013 |
| Tractors/Loaders/Backhoes | 2017 | 2017Tractors/Loaders/Backhoes250 | 250 | 0.2913 | 4.04062 | 1.30369 | 0.1318 | 0.1213 | 0.0049 | 496.8449 | 0.1522 | 0.013 |
| Tractors/Loaders/Backhoes | 2017 | 2017Tractors/Loaders/Backhoes500 | 500 | 0.272 | 3.48988 | 1.73851 | 0.122 | 0.1123 | 0.0049 | 497.1129 | 0.1523 | 0.013 |
| Tractors/Loaders/Backhoes | 2017 | 2017Tractors/Loaders/Backhoes750 | 750 | 0.2963 | 3.86196 | 1.64567 | 0.1394 | 0.1283 | 0.0048 | 492.9529 | 0.151 | 0.013 |
| Tractors/Loaders/Backhoes | 2018 | 2018Tractors/Loaders/Backhoes25 | 25 | 0.9921 | 4.76441 | 5.31043 | 0.3625 | 0.3335 | 0.0053 | 536.1115 | 0.1669 | 0.014 |
| Tractors/Loaders/Backhoes | 2018 | 2018Tractors/Loaders/Backhoes50 | 50 | 0.9921 | 4.76441 | 5.31043 | 0.3625 | 0.3335 | 0.0053 | 536.1115 | 0.1669 | 0.014 |
| Tractors/Loaders/Backhoes | 2018 | 2018Tractors/Loaders/Backhoes120 | 120 | 0.4204 | 4.15444 | 3.69155 | 0.2943 | 0.2708 | 0.0049 | 494.1237 | 0.1538 | 0.013 |
| Tractors/Loaders/Backhoes | 2018 | 2018Tractors/Loaders/Backhoes175 | 175 | 0.297 | 3.16806 | 3.13727 | 0.1595 | 0.1467 | 0.0048 | 485.7754 | 0.1512 | 0.012 |
| Tractors/Loaders/Backhoes | 2018 | 2018Tractors/Loaders/Backhoes250 | 250 | 0.2589 | 3.45965 | 1.24197 | 0.1116 | 0.1027 | 0.0049 | 489.4562 | 0.1524 | 0.013 |
| Tractors/Loaders/Backhoes | 2018 | 2018Tractors/Loaders/Backhoes500 | 500 | 0.2222 | 2.66877 | 1.44545 | 0.0922 | 0.0848 | 0.0048 | 486.2939 | 0.1514 | 0.012 |
| Tractors/Loaders/Backhoes | 2018 | 2018Tractors/Loaders/Backhoes750 | 750 | 0.2712 | 3.40235 | 1.60068 | 0.1243 | 0.1143 | 0.0048 | 485.0099 | 0.151 | 0.012 |
| Tractors/Loaders/Backhoes | 2019 | 2019Tractors/Loaders/Backhoes25 | 25 | 0.9202 | 4.60928 | 5.20327 | 0.33 | 0.3036 | 0.0053 | 527.6843 | 0.167 | 0.014 |
| Tractors/Loaders/Backhoes | 2019 | 2019Tractors/Loaders/Backhoes50 | 50 | 0.9202 | 4.60928 | 5.20327 | 0.33 | 0.3036 | 0.0053 | 527.6843 | 0.167 | 0.014 |
| Tractors/Loaders/Backhoes | 2019 | 2019Tractors/Loaders/Backhoes120 | 120 | 0.3678 | 3.69257 | 3.63777 | 0.2465 | 0.2268 | 0.0049 | 485.8548 | 0.1537 | 0.012 |
| Tractors/Loaders/Backhoes | 2019 | 2019Tractors/Loaders/Backhoes175 | 175 | 0.2704 | 2.78412 | 3.12158 | 0.1401 | 0.1289 | 0.0048 | 477.9151 | 0.1512 | 0.012 |
| Tractors/Loaders/Backhoes | 2019 | 2019Tractors/Loaders/Backhoes250 | 250 | 0.2449 | 3.14683 | 1.22027 | 0.102 | 0.0938 | 0.0049 | 481.4206 | 0.1523 | 0.012 |
| Tractors/Loaders/Backhoes | 2019 | 2019Tractors/Loaders/Backhoes500 | 500 | 0.206 | 2.34458 | 1.38918 | 0.0816 | 0.0751 | 0.0048 | 479.0826 | 0.1516 | 0.012 |
| Tractors/Loaders/Backhoes | 2019 | 2019Tractors/Loaders/Backhoes750 | 750 | 0.2621 | 3.12046 | 1.6025 | 0.1168 | 0.1074 | 0.0048 | 478.9216 | 0.1515 | 0.012 |
| Tractors/Loaders/Backhoes | 2020 | 2020Tractors/Loaders/Backhoes25 | 25 | 0.8296 | 4.39784 | 5.03491 | 0.2878 | 0.2648 | 0.0053 | 515.874 | 0.1668 | 0.013 |
| Tractors/Loaders/Backhoes | 2020 | 2020Tractors/Loaders/Backhoes50 | 50 | 0.8296 | 4.39784 | 5.03491 | 0.2878 | 0.2648 | 0.0053 | 515.874 | 0.1668 | 0.013 |
| Tractors/Loaders/Backhoes | 2020 | 2020Tractors/Loaders/Backhoes120 | 120 | 0.331 | 3.32571 | 3.60147 | 0.2103 | 0.1935 | 0.0049 | 475.1543 | 0.1537 | 0.012 |
| Tractors/Loaders/Backhoes | 2020 | 2020Tractors/Loaders/Backhoes175 | 175 | 0.2455 | 2.41467 | 3.10518 | 0.1217 | 0.1119 | 0.0048 | 467.5132 | 0.1512 | 0.012 |
| Tractors/Loaders/Backhoes | 2020 | 2020Tractors/Loaders/Backhoes250 | 250 | 0.2252 | 2.73794 | 1.19592 | 0.0898 | 0.0826 | 0.0049 | 470.4998 | 0.1522 | 0.012 |
| Tractors/Loaders/Backhoes | 2020 | 2020Tractors/Loaders/Backhoes500 | 500 | 0.1937 | 2.07976 | 1.35815 | 0.073 | 0.0672 | 0.0048 | 468.2447 | 0.1514 | 0.012 |
| Tractors/Loaders/Backhoes | 2020 | 2020Tractors/Loaders/Backhoes750 | 750 | 0.2678 | 3.11926 | 1.60984 | 0.1174 | 0.108 | 0.0048 | 468.6602 | 0.1516 | 0.012 |
| Tractors/Loaders/Backhoes | 2021 | 2021Tractors/Loaders/Backhoes25 | 25 | 0.756 | 4.22643 | 4.90172 | 0.2545 | 0.2341 | 0.0053 | 515.1213 | 0.1666 | 0.013 |
| Tractors/Loaders/Backhoes | 2021 | 2021Tractors/Loaders/Backhoes50 | 50 | 0.756 | 4.22643 | 4.90172 | 0.2545 | 0.2341 | 0.0053 | 515.1213 | 0.1666 | 0.013 |
| Tractors/Loaders/Backhoes | 2021 | 2021Tractors/Loaders/Backhoes120 | 120 | 0.2959 | 2.995 | 3.57072 | 0.1766 | 0.1625 | 0.0049 | 475.3621 | 0.1537 | 0.012 |
| Tractors/Loaders/Backhoes | 2021 | 2021Tractors/Loaders/Backhoes175 | 175 | 0.221 | 2.06221 | 3.0907 | 0.1041 | 0.0958 | 0.0048 | 467.5285 | 0.1512 | 0.012 |
| Tractors/Loaders/Backhoes | 2021 | 2021Tractors/Loaders/Backhoes250 | 250 | 0.2094 | 2.36922 | 1.18606 | 0.08 | 0.0736 | 0.0049 | 470.5716 | 0.1522 | 0.012 |
| Tractors/Loaders/Backhoes | 2021 | 2021Tractors/Loaders/Backhoes500 | 500 | 0.1794 | 1.776 | 1.34147 | 0.064 | 0.0589 | 0.0048 | 469.3025 | 0.1518 | 0.012 |
| Tractors/Loaders/Backhoes | 2021 | 2021Tractors/Loaders/Backhoes750 | 750 | 0.2474 | 2.75417 | 1.43254 | 0.1041 | 0.0958 | 0.0048 | 466.4564 | 0.1509 | 0.012 |
| Tractors/Loaders/Backhoes | 2022 | 2022Tractors/Loaders/Backhoes25 | 25 | 0.6879 | 4.03024 | 4.75954 | 0.2177 | 0.2003 | 0.0053 | 514.4613 | 0.1664 | 0.013 |
| Tractors/Loaders/Backhoes | 2022 | 2022Tractors/Loaders/Backhoes50 | 50 | 0.6879 | 4.03024 | 4.75954 | 0.2177 | 0.2003 | 0.0053 | 514.4613 | 0.1664 | 0.013 |
| Tractors/Loaders/Backhoes | 2022 | 2022Tractors/Loaders/Backhoes120 | 120 | 0.2602 | 2.64718 | 3.53551 | 0.1424 | 0.131 | 0.0049 | 475.8975 | 0.1539 | 0.012 |
| Tractors/Loaders/Backhoes | 2022 | 2022Tractors/Loaders/Backhoes175 | 175 | 0.1999 | 1.75274 | 3.07944 | 0.0892 | 0.082 | 0.0048 | 467.8004 | 0.1513 | 0.012 |
| Tractors/Loaders/Backhoes | 2022 | 2022Tractors/Loaders/Backhoes250 | 250 | 0.187 | 1.94251 | 1.16248 | 0.067 | 0.0617 | 0.0049 | 470.1236 | 0.152 | 0.012 |
| Tractors/Loaders/Backhoes | 2022 | 2022Tractors/Loaders/Backhoes500 | 500 | 0.1603 | 1.43694 | 1.28026 | 0.0529 | 0.0487 | 0.0048 | 469.2562 | 0.1518 | 0.012 |
| Tractors/Loaders/Backhoes | 2022 | 2022Tractors/Loaders/Backhoes750 | 750 | 0.2323 | 2.4532 | 1.35272 | 0.0943 | 0.0868 | 0.0048 | 466.6327 | 0.1509 | 0.012 |
| Tractors/Loaders/Backhoes | 2023 | 2023Tractors/Loaders/Backhoes25 | 25 | 0.6207 | 3.85698 | 4.62935 | 0.1845 | 0.1698 | 0.0053 | 513.7962 | 0.1662 | 0.013 |
| Tractors/Loaders/Backhoes | 2023 | 2023Tractors/Loaders/Backhoes50 | 50 | 0.6207 | 3.85698 | 4.62935 | 0.1845 | 0.1698 | 0.0053 | 513.7962 | 0.1662 | 0.013 |
| Tractors/Loaders/Backhoes | 2023 | 2023Tractors/Loaders/Backhoes120 | 120 | 0.2391 | 2.42607 | 3.52504 | 0.1198 | 0.1102 | 0.0049 | 476.4307 | 0.1541 | 0.012 |
| Tractors/Loaders/Backhoes | 2023 | 2023Tractors/Loaders/Backhoes175 | 175 | 0.1842 | 1.52095 | 3.0777 | 0.0765 | 0.0704 | 0.0048 | 468.821 | 0.1516 | 0.012 |
| Tractors/Loaders/Backhoes | 2023 | 2023Tractors/Loaders/Backhoes250 | 250 | 0.1691 | 1.58768 | 1.14809 | 0.0576 | 0.053 | 0.0049 | 469.7518 | 0.1519 | 0.012 |
| Tractors/Loaders/Backhoes | 2023 | 2023Tractors/Loaders/Backhoes500 | 500 | 0.1519 | 1.24708 | 1.27923 | 0.0472 | 0.0434 | 0.0049 | 469.4652 | 0.1518 | 0.012 |
| Tractors/Loaders/Backhoes | 2023 | 2023Tractors/Loaders/Backhoes750 | 750 | 0.2342 | 2.41861 | 1.36081 | 0.0945 | 0.0869 | 0.0048 | 466.6756 | 0.1509 | 0.012 |
| Tractors/Loaders/Backhoes | 2024 | 2024Tractors/Loaders/Backhoes25 | 25 | 0.5895 | 3.76811 | 4.60899 | 0.1659 | 0.1526 | 0.0053 | 513.8517 | 0.1662 | 0.013 |
| Tractors/Loaders/Backhoes | 2024 | 2024Tractors/Loaders/Backhoes50 | 50 | 0.5895 | 3.76811 | 4.60899 | 0.1659 | 0.1526 | 0.0053 | 513.8517 | 0.1662 | 0.013 |
| Tractors/Loaders/Backhoes | 2024 | 2024Tractors/Loaders/Backhoes120 | 120 | 0.2274 | 2.28795 | 3.5318 | 0.105 | 0.0966 | 0.0049 | 476.7313 | 0.1542 | 0.012 |
| Tractors/Loaders/Backhoes | 2024 | 2024Tractors/Loaders/Backhoes175 | 175 | 0.176 | 1.37643 | 3.08913 | 0.0685 | 0.063 | 0.0049 | 469.4029 | 0.1518 | 0.012 |
| Tractors/Loaders/Backhoes | 2024 | 2024Tractors/Loaders/Backhoes250 | 250 | 0.1676 | 1.49113 | 1.15125 | 0.0545 | 0.0501 | 0.0049 | 469.9143 | 0.152 | 0.012 |
| Tractors/Loaders/Backhoes | 2024 | 2024Tractors/Loaders/Backhoes500 | 500 | 0.1504 | 1.16321 | 1.277 | 0.0444 | 0.0408 | 0.0049 | 470.0841 | 0.152 | 0.012 |
| Tractors/Loaders/Backhoes | 2024 | 2024Tractors/Loaders/Backhoes750 | 750 | 0.2208 | 2.21548 | 1.31051 | 0.0854 | 0.0786 | 0.0048 | 466.6381 | 0.1509 | 0.012 |
| Tractors/Loaders/Backhoes | 2025 | 2025Tractors/Loaders/Backhoes25 | 25 | 0.55 | 3.66186 | 4.55974 | 0.145 | 0.1334 | 0.0053 | 513.8025 | 0.1662 | 0.013 |
| Tractors/Loaders/Backhoes | 2025 | 2025Tractors/Loaders/Backhoes50 | 50 | 0.55 | 3.66186 | 4.55974 | 0.145 | 0.1334 | 0.0053 | 513.8025 | 0.1662 | 0.013 |
| Tractors/Loaders/Backhoes | 2025 | 2025Tractors/Loaders/Backhoes120 | 120 | 0.2087 | 2.10918 | 3.52242 | 0.0855 | 0.0786 | 0.0049 | 477.188 | 0.1543 | 0.012 |
| Tractors/Loaders/Backhoes | 2025 | 2025Tractors/Loaders/Backhoes175 | 175 | 0.1619 | 1.18039 | 3.08323 | 0.0585 | 0.0538 | 0.0048 | 469.3289 | 0.1518 | 0.012 |
| Tractors/Loaders/Backhoes | 2025 | 2025Tractors/Loaders/Backhoes250 | 250 | 0.1541 | 1.23458 | 1.14554 | 0.0473 | 0.0435 | 0.0049 | 470.5976 | 0.1522 | 0.012 |
| Tractors/Loaders/Backhoes | 2025 | 2025Tractors/Loaders/Backhoes500 | 500 | 0.1444 | 1.04575 | 1.23405 | 0.0393 | 0.0362 | 0.0049 | 470.9102 | 0.1523 | 0.012 |
| Tractors/Loaders/Backhoes | 2025 | 2025Tractors/Loaders/Backhoes750 | 750 | 0.1873 | 1.64868 | 1.26139 | 0.0674 | 0.062 | 0.0048 | 466.4517 | 0.1509 | 0.012 |
| Tractors/Loaders/Backhoes | 2030 | 2030Tractors/Loaders/Backhoes25 | 25 | 0.685 | 4.332 | 2.339 | 0.161 | 0.161 | 0.007 | 568.299 | 0.061 | 0.015 |
| Tractors/Loaders/Backhoes | 2030 | 2030Tractors/Loaders/Backhoes50 | 50 | 0.539 | 3.299 | 4.966 | 0.033 | 0.033 | 0.007 | 568.299 | 0.048 | 0.015 |
| Tractors/Loaders/Backhoes | 2030 | 2030Tractors/Loaders/Backhoes120 | 120 | 0.272 | 1.624 | 3.705 | 0.03 | 0.03 | 0.006 | 568.299 | 0.024 | 0.015 |
| Tractors/Loaders/Backhoes | 2030 | 2030Tractors/Loaders/Backhoes175 | 175 | 0.193 | 0.485 | 3.273 | 0.02 | 0.02 | 0.006 | 568.299 | 0.017 | 0.015 |
| Tractors/Loaders/Backhoes | 2030 | 2030Tractors/Loaders/Backhoes250 | 250 | 0.183 | 0.418 | 1.115 | 0.014 | 0.014 | 0.006 | 568.299 | 0.016 | 0.015 |
| Tractors/Loaders/Backhoes | 2030 | 2030Tractors/Loaders/Backhoes500 | 500 | 0.182 | 0.403 | 1.066 | 0.014 | 0.014 | 0.006 | 568.299 | 0.016 | 0.015 |
| Tractors/Loaders/Backhoes | 2030 | 2030Tractors/Loaders/Backhoes750 | 750 | 0.182 | 0.407 | 1.066 | 0.014 | 0.014 | 0.006 | 568.299 | 0.016 | 0.015 |
| Tractors/Loaders/Backhoes | 2035 | 2035Tractors/Loaders/Backhoes25 | 25 | 0.685 | 4.332 | 2.339 | 0.161 | 0.161 | 0.007 | 568.299 | 0.061 | 0.015 |
| Tractors/Loaders/Backhoes | 2035 | 2035Tractors/Loaders/Backhoes50 | 50 | 0.515 | 3.244 | 4.949 | 0.022 | 0.022 | 0.007 | 568.299 | 0.046 | 0.015 |
| Tractors/Loaders/Backhoes | 2035 | 2035Tractors/Loaders/Backhoes120 | 120 | 0.258 | 1.521 | 3.703 | 0.02 | 0.02 | 0.006 | 568.299 | 0.023 | 0.015 |
| Tractors/Loaders/Backhoes | 2035 | 2035Tractors/Loaders/Backhoes175 | 175 | 0.179 | 0.348 | 3.275 | 0.015 | 0.015 | 0.006 | 568.299 | 0.016 | 0.015 |
| Tractors/Loaders/Backhoes | 2035 | 2035Tractors/Loaders/Backhoes250 | 250 | 0.177 | 0.331 | 1.115 | 0.012 | 0.012 | 0.006 | 568.299 | 0.016 | 0.015 |
| Tractors/Loaders/Backhoes | 2035 | 2035Tractors/Loaders/Backhoes500 | 500 | 0.177 | 0.326 | 1.066 | 0.012 | 0.012 | 0.006 | 568.299 | 0.015 | 0.015 |
| Tractors/Loaders/Backhoes | 2035 | 2035Tractors/Loaders/Backhoes750 | 750 | 0.177 | 0.327 | 1.066 | 0.012 | 0.012 | 0.006 | 568.299 | 0.015 | 0.015 |
| Tractors/Loaders/Backhoes | 2040 | 2040Tractors/Loaders/Backhoes25 | 25 | 0.685 | 4.332 | 2.339 | 0.161 | 0.161 | 0.007 | 568.299 | 0.061 | 0.015 |
| Tractors/Loaders/Backhoes | 2040 | 2040Tractors/Loaders/Backhoes50 | 50 | 0.508 | 3.22 | 4.946 | 0.018 | 0.018 | 0.007 | 568.299 | 0.045 | 0.015 |
| Tractors/Loaders/Backhoes | 2040 | 2040Tractors/Loaders/Backhoes120 | 120 | 0.254 | 1.485 | 3.703 | 0.016 | 0.016 | 0.006 | 568.299 | 0.022 | 0.015 |
| Tractors/Loaders/Backhoes | 2040 | 2040Tractors/Loaders/Backhoes175 | 175 | 0.175 | 0.305 | 3.276 | 0.012 | 0.012 | 0.006 | 568.299 | 0.015 | 0.015 |
| Tractors/Loaders/Backhoes | 2040 | 2040Tractors/Loaders/Backhoes250 | 250 | 0.174 | 0.297 | 1.116 | 0.011 | 0.011 | 0.006 | 568.3 | 0.015 | 0.015 |
| Tractors/Loaders/Backhoes | 2040 | 2040Tractors/Loaders/Backhoes500 | 500 | 0.174 | 0.297 | 1.066 | 0.011 | 0.011 | 0.006 | 568.299 | 0.015 | 0.015 |
| Tractors/Loaders/Backhoes | 2040 | 2040Tractors/Loaders/Backhoes750 | 750 | 0.174 | 0.297 | 1.066 | 0.011 | 0.011 | 0.006 | 568.299 | 0.015 | 0.015 |
| Trenchers | 1990 | 1990Trenchers15 | 15 | 1.804 | 9.999 | 4.999 | 0.975 | 0.975 | 1.049 | 568.299 | 0.162 | 0.015 |
| Trenchers | 1990 | 1990Trenchers25 | 25 | 2.213 | 6.919 | 4.999 | 0.741 | 0.741 | 0.855 | 568.3 | 0.199 | 0.015 |
| Trenchers | 1990 | 1990Trenchers50 | 50 | 4.535 | 7.849 | 9.232 | 1.215 | 1.215 | 0.871 | 568.3 | 0.409 | 0.015 |
| Trenchers | 1990 | 1990Trenchers120 | 120 | 2.296 | 14.752 | 5.621 | 1.284 | 1.284 | 0.791 | 568.299 | 0.207 | 0.015 |
| Trenchers | 1990 | 1990Trenchers175 | 175 | 1.748 | 14.125 | 5.014 | 0.96 | 0.96 | 0.758 | 568.299 | 0.157 | 0.015 |
| Trenchers | 1990 | 1990Trenchers250 | 250 | 1.748 | 14.125 | 5.014 | 0.96 | 0.96 | 0.758 | 568.299 | 0.157 | 0.015 |
| Trenchers | 1990 | 1990Trenchers500 | 500 | 1.553 | 13.45 | 10.572 | 0.827 | 0.827 | 0.662 | 568.299 | 0.14 | 0.015 |
| Trenchers | 1990 | 1990Trenchers750 | 750 | 1.553 | 13.45 | 10.572 | 0.843 | 0.843 | 1.018 | 568.299 | 0.14 | 0.015 |
| Trenchers | 2000 | 2000Trenchers15 | 15 | 1.325 | 7.675 | 4.257 | 0.61 | 0.61 | 0.079 | 568.299 | 0.119 | 0.015 |
| Trenchers | 2000 | 2000Trenchers25 | 25 | 1.908 | 6.326 | 4.438 | 0.555 | 0.555 | 0.065 | 568.299 | 0.172 | 0.015 |
| Trenchers | 2000 | 2000Trenchers50 | 50 | 4.216 | 7.029 | 8.713 | 0.89 | 0.89 | 0.066 | 568.299 | 0.38 | 0.015 |
| Trenchers | 2000 | 2000Trenchers120 | 120 | 1.893 | 10.98 | 4.777 | 0.882 | 0.882 | 0.06 | 568.299 | 0.17 | 0.015 |
| Trenchers | 2000 | 2000Trenchers175 | 175 | 1.296 | 10.057 | 3.969 | 0.541 | 0.541 | 0.057 | 568.299 | 0.116 | 0.015 |
| Trenchers | 2000 | 2000Trenchers250 | 250 | 1.151 | 9.8 | 3.402 | 0.474 | 0.474 | 0.057 | 568.299 | 0.103 | 0.015 |
| Trenchers | 2000 | 2000Trenchers500 | 500 | 1.042 | 9.354 | 6.221 | 0.416 | 0.416 | 0.05 | 568.299 | 0.094 | 0.015 |
| Trenchers | 2000 | 2000Trenchers750 | 750 | 1.042 | 9.354 | 6.221 | 0.416 | 0.416 | 0.052 | 568.299 | 0.094 | 0.015 |
| Trenchers | 2005 | 2005Trenchers15 | 15 | 0.742 | 4.981 | 3.469 | 0.35 | 0.35 | 0.079 | 568.299 | 0.066 | 0.015 |
| Trenchers | 2005 | 2005Trenchers25 | 25 | 0.849 | 5.321 | 2.519 | 0.333 | 0.333 | 0.065 | 568.3 | 0.076 | 0.015 |
| Trenchers | 2005 | 2005Trenchers50 | 50 | 3.921 | 6.674 | 8.33 | 0.849 | 0.849 | 0.066 | 568.299 | 0.353 | 0.015 |
| Trenchers | 2005 | 2005Trenchers120 | 120 | 1.698 | 9.727 | 4.526 | 0.839 | 0.839 | 0.06 | 568.299 | 0.153 | 0.015 |
| Trenchers | 2005 | 2005Trenchers175 | 175 | 1.126 | 8.861 | 3.695 | 0.487 | 0.487 | 0.057 | 568.299 | 0.101 | 0.015 |
| Trenchers | 2005 | 2005Trenchers250 | 250 | 0.92 | 8.545 | 2.668 | 0.379 | 0.379 | 0.057 | 568.299 | 0.083 | 0.015 |
| Trenchers | 2005 | 2005Trenchers500 | 500 | 0.812 | 7.903 | 4.395 | 0.332 | 0.332 | 0.05 | 568.299 | 0.073 | 0.015 |

| | | | | | | | | | | | | |
|---|---|---|---|---|---|---|---|---|---|---|---|---|
| Trenchers | 2005 | 2005Trenchers750 | 750 | 0 822 | 8.023 | 4 387 | 0.333 | 0.333 | 0 052 | 568 299 | 0 074 | 0.015 |
| Trenchers | 2010 | 2010Trenchers15 | 15 | 1 2871 | 5.52761 | 5 11336 | 0.509 | 0.4683 | 0 0054 | 586 297 | 0.1707 | 0.015 |
| Trenchers | 2010 | 2010Trenchers25 | 25 | 1 2871 | 5 52761 | 5 11336 | 0.509 | 0.4683 | 0 0054 | 586 297 | 0.1707 | 0.015 |
| Trenchers | 2010 | 2010Trenchers50 | 50 | 1 2871 | 5 52761 | 5.11336 | 0.509 | 0.4683 | 0.0054 | 586.297 | 0 1707 | 0.015 |
| Trenchers | 2010 | 2010Trenchers120 | 120 | 0.9237 | 7.99924 | 4 07421 | 0 6203 | 0.5707 | 0.0049 | 529 306 | 0 1541 | 0.014 |
| Trenchers | 2010 | 2010Trenchers175 | 175 | 0.7754 | 8 65095 | 3 7406 | 0 441 | 0 4058 | 0 0048 | 519.6876 | 0.1513 | 0.013 |
| Trenchers | 2010 | 2010Trenchers250 | 250 | 0.5926 | 7.86432 | 2.36576 | 0.3135 | 0.2885 | 0.0049 | 527 3537 | 0 1535 | 0 014 |
| Trenchers | 2010 | 2010Trenchers500 | 500 | 0.3199 | 4 85363 | 2.10547 | 0.1763 | 0 1622 | 0 0049 | 523.7828 | 0.1525 | 0 013 |
| Trenchers | 2010 | 2010Trenchers750 | 750 | 0.1638 | 3 20501 | 1.33417 | 0 1132 | 0 1041 | 0 0049 | 525 788 | 0.153 | 0 013 |
| Trenchers | 2011 | 2011Trenchers15 | 15 | 1 2774 | 5 52336 | 5.14932 | 0 5072 | 0 4666 | 0 0054 | 585 033 | 0 1707 | 0 015 |
| Trenchers | 2011 | 2011Trenchers25 | 25 | 1.2774 | 5 52336 | 5.14932 | 0 5072 | 0.4666 | 0 0054 | 585 033 | 0.1707 | 0.015 |
| Trenchers | 2011 | 2011Trenchers50 | 50 | 1 2774 | 5.52336 | 5 14932 | C 5072 | 0 4666 | 0 0054 | 585.033 | C 1707 | 0.015 |
| Trenchers | 2011 | 2011Trenchers120 | 120 | 0.8783 | 7 67483 | 4.02646 | 0 5977 | 0 5499 | 0 0049 | 527 7187 | 0 154 | 0 014 |
| Trenchers | 2011 | 2011Trenchers175 | 175 | 0 7697 | 8 56359 | 3.73004 | 0 4382 | 0 4031 | 0 0048 | 518 4008 | 0 1513 | 0 013 |
| Trenchers | 2011 | 2011Trenchers250 | 250 | 0 5506 | 7 41222 | 2 19702 | 0.2902 | 0 267 | 0 0049 | 525 9543 | 0 1535 | 0.013 |
| Trenchers | 2011 | 2011Trenchers500 | 500 | 0.3131 | 4 66474 | 2.04569 | 0 1712 | 0 1575 | 0 0049 | 522 8418 | 0 1526 | 0 013 |
| Trenchers | 2011 | 2011Trenchers750 | 750 | 0.1516 | 2.67369 | 1 33856 | 0 0969 | 0.0892 | 0.0049 | 525.691 | 0 1534 | 0 013 |
| Trenchers | 2012 | 2012Trenchers15 | 15 | 1.2982 | 5.53504 | 5 24421 | 0.5122 | 0 4712 | 0 0054 | 583.5639 | 0.1707 | 0 015 |
| Trenchers | 2012 | 2012Trenchers25 | 25 | 1 2982 | 5.53504 | 5 24421 | 0.5122 | 0 4712 | 0 0054 | 583.5639 | 0.1707 | 0 015 |
| Trenchers | 2012 | 2012Trenchers50 | 50 | 1 2982 | 5.53504 | 5 24421 | 0.5122 | 0 4712 | 0.0054 | 583 5639 | 0.1707 | 0 015 |
| Trenchers | 2012 | 2012Trenchers120 | 120 | 0.8845 | 7.69459 | 4 05076 | 0 6038 | 0 5555 | 0 0049 | 526.3562 | 0.154 | 0 013 |
| Trenchers | 2012 | 2012Trenchers175 | 175 | 0.7626 | 8 45762 | 3 7162 | 0.436 | 0 4011 | 0 0048 | 517 1147 | 0 1513 | 0.013 |
| Trenchers | 2012 | 2012Trenchers250 | 250 | 0.5566 | 7.44867 | 2.20863 | 0.2932 | 0.2698 | 0.0049 | 524.572 | 0 1535 | 0 013 |
| Trenchers | 2012 | 2012Trenchers500 | 500 | 0 3101 | 4.58546 | 2.03349 | 0.1681 | 0 1547 | 0 0049 | 521.6264 | 0 1526 | 0.013 |
| Trenchers | 2012 | 2012Trenchers750 | 750 | 0 1142 | 2.04792 | 0.95532 | 0 0694 | 0 0638 | 0 0049 | 524 8533 | 0 1535 | 0 013 |
| Trenchers | 2013 | 2013Trenchers15 | 15 | 1.2924 | 5.51013 | 5.2883 | 0.5092 | 0.4685 | 0.0054 | 580.7693 | 0.1708 | 0.015 |
| Trenchers | 2013 | 2013Trenchers25 | 25 | 1 2924 | 5 51013 | 5 2883 | C.5092 | 0 4685 | 0 0054 | 580.7693 | 0 1708 | 0 015 |
| Trenchers | 2013 | 2013Trenchers50 | 50 | 1 2924 | 5.51013 | 5 2883 | 0.5092 | 0 4685 | 0.0054 | 580 7693 | 0.1708 | 0.015 |
| Trenchers | 2013 | 2013Trenchers120 | 120 | 0.8495 | 7 45031 | 4 02389 | 0 5824 | 0.5358 | 0.0049 | 523 4236 | 0 1539 | 0.013 |
| Trenchers | 2013 | 2013Trenchers175 | 175 | 0.77 | 8.49431 | 3 73732 | 0.4409 | 0 4056 | 0.0048 | 514.53 | 0.1513 | 0.013 |
| Trenchers | 2013 | 2013Trenchers250 | 250 | 0.5268 | 7.03951 | 2 13383 | 0.2761 | 0 254 | 0.0049 | 520.4335 | 0.153 | 0 013 |
| Trenchers | 2013 | 2013Trenchers500 | 500 | 0.3162 | 4.60225 | 2.04997 | 0.1699 | 0.1563 | 0 0049 | 519.043 | 0.1526 | 0.013 |
| Trenchers | 2013 | 2013Trenchers750 | 750 | 0.1213 | 2 05561 | 0 96183 | 0 0704 | 0.0648 | 0.0049 | 522 2778 | 0.1536 | 0 013 |
| Trenchers | 2014 | 2014Trenchers15 | 15 | 1.2679 | 5 45539 | 5 29329 | 0.5005 | 0 4605 | 0 0054 | 577 7275 | 0 1707 | 0 015 |
| Trenchers | 2014 | 2014Trenchers25 | 25 | 1 2679 | 5 45539 | 5.29329 | 0 5005 | 0 4605 | 0.0054 | 577 7275 | 0.1707 | 0 015 |
| Trenchers | 2014 | 2014Trenchers50 | 50 | 1 2679 | 5 45539 | 5.29329 | 0.5005 | 0 4605 | 0.0054 | 577.7275 | 0.1707 | 0.015 |
| Trenchers | 2014 | 2014Trenchers120 | 120 | 0.8181 | 7.2172 | 3.99876 | 0 5629 | 0.5179 | 0.0049 | 520.7658 | 0.1539 | 0 013 |
| Trenchers | 2014 | 2014Trenchers175 | 175 | 0.6927 | 7 69921 | 3.66799 | 0.3951 | 0.3635 | 0.0048 | 512.1475 | 0.1513 | 0.013 |
| Trenchers | 2014 | 2014Trenchers250 | 250 | 0 4968 | 6 48427 | 2.07009 | 0.2579 | 0.2372 | 0 0049 | 517 7188 | 0 153 | 0 013 |
| Trenchers | 2014 | 2014Trenchers500 | 500 | 0.3059 | 4 37019 | 2.03515 | 0.1611 | 0.1482 | 0.0048 | 513.7439 | 0.1518 | 0.013 |
| Trenchers | 2014 | 2014Trenchers750 | 750 | 0.1177 | 1 825 | 0.96403 | 0.0613 | 0.0564 | 0.0049 | 519 6576 | 0.1536 | 0.013 |
| Trenchers | 2015 | 2015Trenchers15 | 15 | 1.2588 | 5.40567 | 5.32346 | 0.4934 | 0.4539 | 0.0054 | 571.6674 | 0.1707 | 0.015 |
| Trenchers | 2015 | 2015Trenchers25 | 25 | 1.2588 | 5.40567 | 5.32346 | 0 4934 | 0.4539 | 0 0054 | 571.6674 | 0.1707 | 0.015 |
| Trenchers | 2015 | 2015Trenchers50 | 50 | 1.2588 | 5 40567 | 5 32346 | 0.4934 | 0.4539 | 0.0054 | 571.6674 | 0.1707 | 0.015 |
| Trenchers | 2015 | 2015Trenchers120 | 120 | 0.8171 | 7.17857 | 4 01434 | 0 5616 | 0.5167 | 0.0049 | 515 3955 | 0.1539 | 0 013 |
| Trenchers | 2015 | 2015Trenchers175 | 175 | 0 697 | 7.67382 | 3.68389 | 0.3958 | 0.3642 | 0.0048 | 506 9434 | 0.1513 | 0.013 |
| Trenchers | 2015 | 2015Trenchers250 | 250 | 0.5017 | 6.50988 | 2.0797 | 0.26 | 0.2392 | 0.0049 | 512.4325 | 0.153 | 0.013 |
| Trenchers | 2015 | 2015Trenchers500 | 500 | 0.3114 | 4 38344 | 2.05093 | 0.1626 | 0.1496 | 0 0048 | 508.3296 | 0.1518 | 0.013 |
| Trenchers | 2015 | 2015Trenchers750 | 750 | 0.1137 | 1 62336 | 0.96532 | 0.0531 | 0 0489 | 0 0049 | 514.4002 | 0.1536 | 0.013 |
| Trenchers | 2016 | 2016Trenchers15 | 15 | 1.2188 | 5.29818 | 5.28497 | 0.4747 | 0.4368 | 0.0054 | 565.9942 | 0.1707 | 0.014 |
| Trenchers | 2016 | 2016Trenchers25 | 25 | 1 2188 | 5.29818 | 5.28497 | 0.4747 | 0.4368 | 0.0054 | 565 9942 | 0.1707 | 0 014 |
| Trenchers | 2016 | 2016Trenchers50 | 50 | 1 2188 | 5 29818 | 5 28497 | 0.4747 | 0 4368 | 0 0054 | 565 9942 | 0.1707 | 0.014 |
| Trenchers | 2016 | 2016Trenchers120 | 120 | 0.788 | 6 90219 | 3.98822 | 0 5413 | 0 498 | 0.0049 | 509.9027 | 0.1538 | 0.013 |
| Trenchers | 2016 | 2016Trenchers175 | 175 | 0.5825 | 6.50303 | 3.50717 | 0.3277 | 0 3015 | 0 0048 | 501.7809 | 0.1514 | 0.013 |
| Trenchers | 2016 | 2016Trenchers250 | 250 | 0 4874 | 6.31168 | 2.03007 | 0.2514 | 0 2313 | 0.0049 | 507 1448 | 0.153 | 0 013 |
| Trenchers | 2016 | 2016Trenchers500 | 500 | 0 2956 | 4 09912 | 1.96649 | 0.1497 | 0.1377 | 0.0049 | 504 4103 | 0.1521 | 0.013 |
| Trenchers | 2016 | 2016Trenchers750 | 750 | 0.1197 | 1.63008 | 0 97148 | 0.0539 | 0.0495 | 0.0049 | 509.1433 | 0.1536 | 0.013 |
| Trenchers | 2017 | 2017Trenchers15 | 15 | 1.1489 | 5.16614 | 5.19682 | 0.4488 | 0 4129 | 0 0054 | 557.4601 | 0.1708 | 0.014 |
| Trenchers | 2017 | 2017Trenchers25 | 25 | 1.1489 | 5.16614 | 5.19682 | 0.4488 | 0 4129 | 0.0054 | 557.4601 | 0.1708 | 0.014 |
| Trenchers | 2017 | 2017Trenchers50 | 50 | 1.1489 | 5.16614 | 5.19682 | 0.4488 | 0 4129 | 0.0054 | 557.4601 | 0.1708 | 0.014 |
| Trenchers | 2017 | 2017Trenchers120 | 120 | 0.7615 | 6.67876 | 3.96827 | 0.5232 | 0.4813 | 0 0049 | 501.9916 | 0.1538 | 0.013 |
| Trenchers | 2017 | 2017Trenchers175 | 175 | 0.5363 | 5 92725 | 3 43391 | 0.3003 | 0.2763 | 0.0048 | 493 7642 | 0.1513 | 0.013 |
| Trenchers | 2017 | 2017Trenchers250 | 250 | 0 4856 | 6.19428 | 2 03655 | 0.2501 | 0.2301 | 0 0049 | 499.2281 | 0.153 | 0 013 |
| Trenchers | 2017 | 2017Trenchers500 | 500 | 0.2653 | 3.44157 | 1.96603 | 0.1289 | 0 1186 | 0 0049 | 497.0197 | 0.1523 | 0 013 |
| Trenchers | 2017 | 2017Trenchers750 | 750 | 0 1138 | 1 42958 | 0.97168 | 0.0457 | 0.0421 | 0.0049 | 501.1831 | 0.1536 | 0.013 |
| Trenchers | 2018 | 2018Trenchers15 | 15 | 1.0387 | 4.95997 | 5.01831 | 0.4093 | 0.3766 | 0.0054 | 548.3607 | 0.1707 | 0.014 |
| Trenchers | 2018 | 2018Trenchers25 | 25 | 1.0387 | 4.95997 | 5 01831 | 0.4093 | 0.3766 | 0.0054 | 548 3607 | 0.1707 | 0.014 |
| Trenchers | 2018 | 2018Trenchers50 | 50 | 1 0387 | 4.95997 | 5.01831 | 0.4093 | 0.3766 | 0.0054 | 548 3607 | 0.1707 | 0.014 |
| Trenchers | 2018 | 2018Trenchers120 | 120 | 0 6581 | 5 91527 | 3 85487 | 0 45 | 0 414 | 0.0049 | 493.715 | 0 1537 | 0 013 |
| Trenchers | 2018 | 2018Trenchers175 | 175 | 0.4704 | 5 12742 | 3 33134 | 0 2613 | 0 2404 | 0.0048 | 485.9254 | 0.1513 | 0.012 |
| Trenchers | 2018 | 2018Trenchers250 | 250 | 0 419 | 5 29554 | 1.84856 | 0.2119 | 0.1949 | 0 0049 | 491 5649 | 0.153 | 0.013 |
| Trenchers | 2018 | 2018Trenchers500 | 500 | 0 256 | 3.21114 | 1.97444 | 0.1212 | 0 1115 | 0.0049 | 489.6281 | 0.1524 | 0 013 |
| Trenchers | 2018 | 2018Trenchers750 | 750 | 0 094 | 1.02523 | 0.96632 | 0 0286 | 0 0263 | 0 0049 | 494.6426 | 0.154 | 0 013 |
| Trenchers | 2019 | 2019Trenchers15 | 15 | 0.9551 | 4 78464 | 4.89183 | 0.3767 | 0.3466 | 0.0054 | 539.1037 | 0.1706 | 0.014 |
| Trenchers | 2019 | 2019Trenchers25 | 25 | 0.9551 | 4 78464 | 4.89183 | 0.3767 | 0.3466 | 0.0054 | 539.1037 | 0.1706 | 0.014 |
| Trenchers | 2019 | 2019Trenchers50 | 50 | 0.9551 | 4 78464 | 4.89183 | 0.3767 | 0.3466 | 0.0054 | 539 1037 | 0.1706 | 0 014 |
| Trenchers | 2019 | 2019Trenchers120 | 120 | 0 6314 | 5.69508 | 3.83677 | 0 4306 | 0.3961 | 0.0049 | 485.3635 | 0.1536 | 0 012 |
| Trenchers | 2019 | 2019Trenchers175 | 175 | 0 4598 | 4.95976 | 3.34151 | 0 2547 | 0.2343 | 0 0048 | 478 1294 | 0 1513 | 0.012 |
| Trenchers | 2019 | 2019Trenchers250 | 250 | 0.4048 | 5.04653 | 1 81019 | 0 2032 | 0.187 | 0 0049 | 484 1167 | 0 1532 | 0 012 |
| Trenchers | 2019 | 2019Trenchers500 | 500 | 0.2544 | 3 12824 | 1 98689 | 0.1181 | 0 1086 | 0.0049 | 482.1648 | 0.1526 | 0 012 |
| Trenchers | 2019 | 2019Trenchers750 | 750 | 0.0781 | 0 70662 | 0 95644 | 0.0152 | 0.014 | 0.0049 | 484 5422 | 0 1533 | 0 012 |
| Trenchers | 2020 | 2020Trenchers15 | 15 | 0.9049 | 4.67651 | 4.8331 | 0.3561 | 0.3276 | 0.0054 | 527 0962 | 0.1705 | 0 014 |
| Trenchers | 2020 | 2020Trenchers25 | 25 | 0.9049 | 4.67651 | 4 8331 | 0.3561 | 0.3276 | 0.0054 | 527.0962 | 0.1705 | 0 014 |
| Trenchers | 2020 | 2020Trenchers50 | 50 | 0.9049 | 4 67651 | 4.8331 | 0 3561 | 0.3276 | 0.0054 | 527.0962 | 0.1705 | 0.014 |
| Trenchers | 2020 | 2020Trenchers120 | 120 | 0 6102 | 5.51952 | 3 83272 | 0 4132 | 0 3802 | 0 0049 | 475.1265 | 0.1537 | 0.012 |
| Trenchers | 2020 | 2020Trenchers175 | 175 | 0 4207 | 4.46042 | 3.32968 | 0.2281 | 0.2098 | 0.0048 | 467 7348 | 0.1513 | 0.012 |
| Trenchers | 2020 | 2020Trenchers250 | 250 | 0 392 | 4 8091 | 1.77405 | 0.1949 | 0.1793 | 0 0049 | 473 5951 | 0.1532 | 0 012 |
| Trenchers | 2020 | 2020Trenchers500 | 500 | 0.2325 | 2 775 | 1 85932 | 0 1052 | 0 0968 | 0.0049 | 470 6367 | 0 1522 | 0.012 |
| Trenchers | 2020 | 2020Trenchers750 | 750 | 0 0701 | 0.56006 | 0 95006 | 0.009 | 0 0083 | 0.0049 | 472 6556 | 0.1529 | 0 012 |
| Trenchers | 2021 | 2021Trenchers15 | 15 | 0 809 | 4.45891 | 4 66576 | 0.3133 | 0.2882 | 0 0054 | 527 0165 | 0.1704 | 0 013 |
| Trenchers | 2021 | 2021Trenchers25 | 25 | 0 809 | 4 45891 | 4 66576 | 0.3133 | 0 2882 | 0.0054 | 527.0165 | 0.1704 | 0.013 |
| Trenchers | 2021 | 2021Trenchers50 | 50 | 0 809 | 4 45891 | 4.66576 | 0 3133 | 0 2882 | 0.0054 | 527 0165 | 0 1704 | 0 013 |
| Trenchers | 2021 | 2021Trenchers120 | 120 | 0 556 | 5 10594 | 3 78912 | 0.3707 | 0 3411 | 0 0049 | 475 287 | 0 1537 | 0.012 |
| Trenchers | 2021 | 2021Trenchers175 | 175 | 0 4066 | 4 27237 | 3.30363 | 0.2188 | 0.2013 | 0.0048 | 467.7343 | 0.1513 | 0 012 |
| Trenchers | 2021 | 2021Trenchers250 | 250 | 0 3563 | 4 36036 | 1 66826 | 0 1718 | 0 1581 | 0.0049 | 473 8538 | 0 1533 | 0 012 |
| Trenchers | 2021 | 2021Trenchers500 | 500 | 0.2213 | 2 49105 | 1.86493 | 0 1002 | 0.0922 | 0.0049 | 470.701 | 0.1522 | 0.012 |
| Trenchers | 2021 | 2021Trenchers750 | 750 | 0 0658 | 0 47513 | 0 94677 | 0 009 | 0 0083 | 0.0049 | 472 5289 | 0.1528 | 0 012 |
| Trenchers | 2022 | 2022Trenchers15 | 15 | 0 7223 | 4.26873 | 4.51833 | 0.2754 | 0.2534 | 0.0054 | 527.0258 | 0.1705 | 0.014 |
| Trenchers | 2022 | 2022Trenchers25 | 25 | 0 7223 | 4 26873 | 4 51833 | 0.2754 | 0 2534 | 0 0054 | 527 0258 | 0 1705 | 0 014 |
| Trenchers | 2022 | 2022Trenchers50 | 50 | 0.7223 | 4.26873 | 4 51833 | 0 2754 | 0.2534 | 0.0054 | 527 0258 | 0.1705 | 0.014 |
| Trenchers | 2022 | 2022Trenchers120 | 120 | 0 529 | 4 91345 | 3 77843 | 0 3481 | 0.3203 | 0.0049 | 475 3262 | 0 1537 | 0 012 |
| Trenchers | 2022 | 2022Trenchers175 | 175 | 0 3955 | 4 10333 | 3 31289 | 0 2115 | 0 1945 | 0.0048 | 467 7337 | 0.1513 | 0.012 |
| Trenchers | 2022 | 2022Trenchers250 | 250 | 0.3349 | 3.85292 | 1.66329 | 0.1605 | 0.1476 | 0.0049 | 473.8512 | 0.1533 | 0.012 |
| Trenchers | 2022 | 2022Trenchers500 | 500 | 0.2119 | 2 21226 | 1 87233 | 0 0937 | 0 0862 | 0.0049 | 470 5845 | 0.1522 | 0.012 |
| Trenchers | 2022 | 2022Trenchers750 | 750 | 0 0569 | 0.30138 | 0 94489 | 0.0089 | 0.0082 | 0 0049 | 474 2887 | 0 1534 | 0 012 |
| Trenchers | 2023 | 2023Trenchers15 | 15 | 0 6416 | 3 95873 | 4 30164 | 0 22 | 0 2024 | 0.0054 | 527.0954 | 0.1705 | 0.014 |
| Trenchers | 2023 | 2023Trenchers25 | 25 | 0 6416 | 3 95873 | 4 30164 | 0.22 | 0.2024 | 0.0054 | 527 0954 | 0 1705 | 0 014 |
| Trenchers | 2023 | 2023Trenchers50 | 50 | 0 6416 | 3 95873 | 4 30164 | 0.22 | 0 2024 | 0.0054 | 527.0954 | 0 1705 | 0.014 |
| Trenchers | 2023 | 2023Trenchers120 | 120 | 0 504 | 4 70045 | 3 76842 | 0.3261 | 0 3 | 0 0049 | 475 6903 | 0 1538 | 0 012 |
| Trenchers | 2023 | 2023Trenchers175 | 175 | 0 3592 | 3.65725 | 3 29061 | 0 1855 | 0 1706 | 0 0048 | 467 7332 | 0 1513 | 0 012 |
| Trenchers | 2023 | 2023Trenchers250 | 250 | 0 3279 | 3 7365 | 1 6386 | 0.1551 | 0.1427 | 0.0049 | 473.8485 | 0 1533 | 0.012 |
| Trenchers | 2023 | 2023Trenchers500 | 500 | 0 1985 | 2 00504 | 1 72273 | 0 0845 | 0 0778 | 0 0049 | 471 6125 | 0.1525 | 0 012 |
| Trenchers | 2023 | 2023Trenchers750 | 750 | 0 0602 | 0.30278 | 0 95111 | 0.009 | 0.0083 | 0 0049 | 474 4705 | 0 1535 | 0 012 |

| | | | | | | | | | | | | |
|---|---|---|---|---|---|---|---|---|---|---|---|---|
| Trenchers | 2024 | 2024Trenchers15 | 15 | 0 6006 | 3 83415 | 4 23326 | 0 1965 | 0 1808 | 0 0054 | 527 0216 | 0 1704 | 0 014 |
| Trenchers | 2024 | 2024Trenchers25 | 25 | 0.6006 | 3 83415 | 4 23326 | 0.1965 | 0 1808 | 0.0054 | 527.0216 | 0.1704 | 0.014 |
| Trenchers | 2024 | 2024Trenchers50 | 50 | 0.6006 | 3.83415 | 4.23326 | 0.1965 | 0 1808 | 0.0054 | 527.0216 | 0.1704 | 0.014 |
| Trenchers | 2024 | 2024Trenchers120 | 120 | 0 4943 | 4 59319 | 3.76854 | 0.3178 | 0.2924 | 0 0049 | 475 6324 | 0.1538 | 0.012 |
| Trenchers | 2024 | 2024Trenchers175 | 175 | 0 3635 | 3.66715 | 3 31073 | 0 1867 | 0.1718 | 0 0048 | 467 7326 | 0.1513 | 0.012 |
| Trenchers | 2024 | 2024Trenchers250 | 250 | 0.3116 | 3 48285 | 1.59847 | 0 1455 | 0.1338 | 0.0049 | 473.8455 | 0.1533 | 0.012 |
| Trenchers | 2024 | 2024Trenchers500 | 500 | 0.1916 | 1.85871 | 1 66789 | 0 0799 | 0 0735 | 0.0049 | 469 9942 | 0.152 | 0 012 |
| Trenchers | 2024 | 2024Trenchers750 | 750 | 0.0644 | 0.30435 | 0 95838 | 0.0092 | 0.0084 | 0.0049 | 474 4782 | 0.1535 | 0 012 |
| Trenchers | 2025 | 2025Trenchers15 | 15 | 0 542 | 3 65681 | 4 11956 | 0 163 | 0.1499 | 0 0054 | 527.1603 | 0 1705 | 0 014 |
| Trenchers | 2025 | 2025Trenchers25 | 25 | 0.542 | 3.65681 | 4.11956 | 0 163 | 0.1499 | 0.0054 | 527.1603 | 0.1705 | 0.014 |
| Trenchers | 2025 | 2025Trenchers50 | 50 | 0.542 | 3.65681 | 4.11956 | 0 163 | 0.1499 | 0.0054 | 527.1603 | 0.1705 | 0.014 |
| Trenchers | 2025 | 2025Trenchers120 | 120 | 0.4565 | 4.279 | 3.73437 | 0.285 | 0 2622 | 0.0049 | 475.9014 | 0.1539 | 0 012 |
| Trenchers | 2025 | 2025Trenchers175 | 175 | 0.3581 | 3.54907 | 3.30907 | 0.1792 | 0.1648 | 0.0048 | 467.732 | 0.1513 | 0 012 |
| Trenchers | 2025 | 2025Trenchers250 | 250 | 0.3067 | 3 31521 | 1.60076 | 0 144 | 0 1325 | 0.0049 | 473.9168 | 0.1533 | 0 012 |
| Trenchers | 2025 | 2025Trenchers500 | 500 | 0 191 | 1.82613 | 1.67595 | 0.0787 | 0.0724 | 0.0049 | 470 4394 | 0.1521 | 0 012 |
| Trenchers | 2025 | 2025Trenchers750 | 750 | 0.0666 | 0.30526 | 0.96233 | 0.0092 | 0.0085 | 0 0049 | 474 4863 | 0.1535 | 0.012 |
| Trenchers | 2030 | 2030Trenchers15 | 15 | 0.661 | 4.142 | 3.469 | 0 161 | 0.161 | 0.008 | 568.299 | 0.059 | 0.015 |
| Trenchers | 2030 | 2030Trenchers25 | 25 | 0.685 | 4.332 | 2.339 | 0.161 | 0.161 | 0.007 | 568.299 | 0.061 | 0.015 |
| Trenchers | 2030 | 2030Trenchers50 | 50 | 0.851 | 3.835 | 5.208 | 0.144 | 0.144 | 0.007 | 568.299 | 0.076 | 0.015 |
| Trenchers | 2030 | 2030Trenchers120 | 120 | 0.409 | 2.559 | 3.743 | 0.132 | 0.132 | 0.006 | 568.299 | 0.036 | 0.015 |
| Trenchers | 2030 | 2030Trenchers175 | 175 | 0 3 | 1.529 | 3.273 | 0.08 | 0.08 | 0.006 | 568.3 | 0.027 | 0.015 |
| Trenchers | 2030 | 2030Trenchers250 | 250 | 0.256 | 1.348 | 1.188 | 0.049 | 0.049 | 0.006 | 568.3 | 0.023 | 0 015 |
| Trenchers | 2030 | 2030Trenchers500 | 500 | 0 249 | 1.231 | 1.209 | 0 046 | 0.046 | 0.005 | 568.299 | 0.022 | 0.015 |
| Trenchers | 2030 | 2030Trenchers750 | 750 | 0.249 | 1.254 | 1.209 | 0.047 | 0 047 | 0.005 | 568.299 | 0.022 | 0.015 |
| Trenchers | 2035 | 2035Trenchers15 | 15 | 0.661 | 4.142 | 3.469 | 0 161 | 0.161 | 0 008 | 568.299 | 0.059 | 0.015 |
| Trenchers | 2035 | 2035Trenchers25 | 25 | 0.685 | 4.332 | 2.339 | 0 161 | 0.161 | 0.007 | 568.299 | 0.061 | 0.015 |
| Trenchers | 2035 | 2035Trenchers50 | 50 | 0.681 | 3.548 | 5.055 | 0.084 | 0 084 | 0.007 | 568.299 | 0.061 | 0.015 |
| Trenchers | 2035 | 2035Trenchers120 | 120 | 0.332 | 2 049 | 3.713 | 0.076 | 0.076 | 0.006 | 568 3 | 0 03 | 0.015 |
| Trenchers | 2035 | 2035Trenchers175 | 175 | 0.241 | 0.966 | 3.264 | 0 048 | 0.048 | 0.006 | 568 299 | 0.021 | 0.015 |
| Trenchers | 2035 | 2035Trenchers250 | 250 | 0.216 | 0.847 | 1 149 | 0.031 | 0 031 | 0.006 | 568.299 | 0.019 | 0.015 |
| Trenchers | 2035 | 2035Trenchers500 | 500 | 0.213 | 0 79 | 1 126 | 0.029 | 0.029 | 0.005 | 568.299 | 0.019 | 0 015 |
| Trenchers | 2035 | 2035Trenchers750 | 750 | 0.213 | 0.801 | 1.126 | 0.029 | 0.029 | 0.005 | 568.3 | 0.019 | 0.015 |
| Trenchers | 2040 | 2040Trenchers15 | 15 | 0.661 | 4.142 | 3 469 | 0.161 | 0.161 | 0.008 | 568.299 | 0.059 | 0.015 |
| Trenchers | 2040 | 2040Trenchers25 | 25 | 0 685 | 4 332 | 2 339 | 0 161 | 0.161 | 0.007 | 568.299 | 0.061 | 0.015 |
| Trenchers | 2040 | 2040Trenchers50 | 50 | 0.598 | 3.374 | 4.98 | 0.052 | 0.052 | 0.007 | 568 299 | 0.054 | 0.015 |
| Trenchers | 2040 | 2040Trenchers120 | 120 | 0.293 | 1.767 | 3.699 | 0 047 | 0.047 | 0.006 | 568 299 | 0.026 | 0.015 |
| Trenchers | 2040 | 2040Trenchers175 | 175 | 0 207 | 0.639 | 3 26 | 0.03 | 0.03 | 0.006 | 568.3 | 0.018 | 0.015 |
| Trenchers | 2040 | 2040Trenchers250 | 250 | 0.193 | 0.573 | 1.126 | 0 02 | 0 02 | 0.006 | 568.3 | 0.017 | 0.015 |
| Trenchers | 2040 | 2040Trenchers500 | 500 | 0.191 | 0.542 | 1.081 | 0.02 | 0.02 | 0.005 | 568.3 | 0.017 | 0.015 |
| Trenchers | 2040 | 2040Trenchers750 | 750 | 0.191 | 0.549 | 1.081 | 0.02 | 0.02 | 0.005 | 568.299 | 0.017 | 0.015 |
| Welders | 1990 | 1990Welders15 | 15 | 1.804 | 9.999 | 4.999 | 0.974 | 0.974 | 1.018 | 568.299 | 0.162 | 0.015 |
| Welders | 1990 | 1990Welders25 | 25 | 2.213 | 6.919 | 4.999 | 0.74 | 0.74 | 0.83 | 568.299 | 0.199 | 0.015 |
| Welders | 1990 | 1990Welders50 | 50 | 3.899 | 7.611 | 8.078 | 1.085 | 1.085 | 0.846 | 568.3 | 0.351 | 0.015 |
| Welders | 1990 | 1990Welders120 | 120 | 2.107 | 13.999 | 5.312 | 1.146 | 1.146 | 0.768 | 568.3 | 0.19 | 0.015 |
| Welders | 1990 | 1990Welders175 | 175 | 1.442 | 12.598 | 4.703 | 0.761 | 0 761 | 0.736 | 568.299 | 0.13 | 0.015 |
| Welders | 1990 | 1990Welders250 | 250 | 1.442 | 12.598 | 4.703 | 0.761 | 0.761 | 0 736 | 568.299 | 0.13 | 0.015 |
| Welders | 1990 | 1990Welders500 | 500 | 1.304 | 12 141 | 8.704 | 0.672 | 0.672 | 0.642 | 568.3 | 0.117 | 0 015 |
| Welders | 2000 | 2000Welders15 | 15 | 1.723 | 9.08 | 4.875 | 0.747 | 0.747 | 0.079 | 568.299 | 0.155 | 0 015 |
| Welders | 2000 | 2000Welders25 | 25 | 2.095 | 6 405 | 4.783 | 0.569 | 0 569 | 0.065 | 568.299 | 0.189 | 0.015 |
| Welders | 2000 | 2000Welders50 | 50 | 3.664 | 6.797 | 7.708 | 0.803 | 0.803 | 0.066 | 568.299 | 0 33 | 0 015 |
| Welders | 2000 | 2000Welders120 | 120 | 1.704 | 10.046 | 4.433 | 0 791 | 0.791 | 0.06 | 568 3 | 0.153 | 0.015 |
| Welders | 2000 | 2000Welders175 | 175 | 1.14 | 9.126 | 3.61 | 0.468 | 0.468 | 0.057 | 568.299 | 0.102 | 0.015 |
| Welders | 2000 | 2000Welders250 | 250 | 0.954 | 8 783 | 2.869 | 0.384 | 0.384 | 0.057 | 568.299 | 0.086 | 0.015 |
| Welders | 2000 | 2000Welders500 | 500 | 0.878 | 8.466 | 4.719 | 0.344 | 0.344 | 0.05 | 568.299 | 0.079 | 0.015 |
| Welders | 2005 | 2005Welders15 | 15 | 1.394 | 7.817 | 4 38 | 0 621 | 0.621 | 0 079 | 568.299 | 0.125 | 0.015 |
| Welders | 2005 | 2005Welders25 | 25 | 1.622 | 6.014 | 3.922 | 0.483 | 0.483 | 0.065 | 568.299 | 0.146 | 0.015 |
| Welders | 2005 | 2005Welders50 | 50 | 3.264 | 6.342 | 7 144 | 0.746 | 0.746 | 0.066 | 568.299 | 0.294 | 0.015 |
| Welders | 2005 | 2005Welders120 | 120 | 1.459 | 8 459 | 4.096 | 0.733 | 0 733 | 0.06 | 568.299 | 0.131 | 0.015 |
| Welders | 2005 | 2005Welders175 | 175 | 0.953 | 7 736 | 3.26 | 0.405 | 0.405 | 0.057 | 568.299 | 0.086 | 0.015 |
| Welders | 2005 | 2005Welders250 | 250 | 0.682 | 7.302 | 1.941 | 0.268 | 0.268 | 0.057 | 568.299 | 0.061 | 0.015 |
| Welders | 2005 | 2005Welders500 | 500 | 0.606 | 6.755 | 2.566 | 0.241 | 0.241 | 0.05 | 568.299 | 0.054 | 0.015 |
| Welders | 2010 | 2010Welders15 | 15 | 1.124 | 6.554 | 4.027 | 0.473 | 0 473 | 0.008 | 568.3 | 0.101 | 0.015 |
| Welders | 2010 | 2010Welders25 | 25 | 1.267 | 5 477 | 3.309 | 0.384 | 0.384 | 0.007 | 568.299 | 0.114 | 0.015 |
| Welders | 2010 | 2010Welders50 | 50 | 2.658 | 5.944 | 6.571 | 0.623 | 0.623 | 0.007 | 568.299 | 0.239 | 0.015 |
| Welders | 2010 | 2010Welders120 | 120 | 1.149 | 6.999 | 3.928 | 0.61 | 0.61 | 0.006 | 568.299 | 0.103 | 0.015 |
| Welders | 2010 | 2010Welders175 | 175 | 0.762 | 6.255 | 3.185 | 0.338 | 0.338 | 0.006 | 568.299 | 0.068 | 0.015 |
| Welders | 2010 | 2010Welders250 | 250 | 0.496 | 5.857 | 1.433 | 0.189 | 0.189 | 0.005 | 568.299 | 0.044 | 0.015 |
| Welders | 2010 | 2010Welders500 | 500 | 0.445 | 5.26 | 1.621 | 0.174 | 0.174 | 0.005 | 568.299 | 0.04 | 0.015 |
| Welders | 2011 | 2011Welders15 | 15 | 1.067 | 6 283 | 3.952 | 0.441 | 0 441 | 0.008 | 568.299 | 0.096 | 0.015 |
| Welders | 2011 | 2011Welders25 | 25 | 1.192 | 5.36 | 3.179 | 0 361 | 0.361 | 0 007 | 568.3 | 0.107 | 0 015 |
| Welders | 2011 | 2011Welders50 | 50 | 2 488 | 5.85 | 6.392 | 0.593 | 0 593 | 0.007 | 568.299 | 0.224 | 0.015 |
| Welders | 2011 | 2011Welders120 | 120 | 1.077 | 6 632 | 3.891 | 0.584 | 0.584 | 0.006 | 568.3 | 0.097 | 0.015 |
| Welders | 2011 | 2011Welders175 | 175 | 0.719 | 5.91 | 3.173 | 0.325 | 0.325 | 0.006 | 568.299 | 0.064 | 0.015 |
| Welders | 2011 | 2011Welders250 | 250 | 0.457 | 5.462 | 1 34 | 0.17 | 0.17 | 0.006 | 568.299 | 0.041 | 0.015 |
| Welders | 2011 | 2011Welders500 | 500 | 0.411 | 4.886 | 1.473 | 0.157 | 0.157 | 0.005 | 568.299 | 0.037 | 0.015 |
| Welders | 2012 | 2012Welders15 | 15 | 1 007 | 5.999 | 3.874 | 0.407 | 0 407 | 0.008 | 568.299 | 0.09 | 0.015 |
| Welders | 2012 | 2012Welders25 | 25 | 1 113 | 5.239 | 3.043 | 0.337 | 0.337 | 0.007 | 568.299 | 0 1 | 0.015 |
| Welders | 2012 | 2012Welders50 | 50 | 2.299 | 5.749 | 6.185 | 0.56 | 0.56 | 0.007 | 568 299 | 0.207 | 0.015 |
| Welders | 2012 | 2012Welders120 | 120 | 1 001 | 6 232 | 3.852 | 0 549 | 0.549 | 0.006 | 568 299 | 0.09 | 0.015 |
| Welders | 2012 | 2012Welders175 | 175 | 0.673 | 5.543 | 3.161 | 0 303 | 0.303 | 0.006 | 568.299 | 0.06 | 0 015 |
| Welders | 2012 | 2012Welders250 | 250 | 0 427 | 5 087 | 1 281 | 0 154 | 0 154 | 0.006 | 568.299 | 0.038 | 0.015 |
| Welders | 2012 | 2012Welders500 | 500 | 0.386 | 4 532 | 1.369 | 0 144 | 0.144 | 0.005 | 568.299 | 0.034 | 0.015 |
| Welders | 2013 | 2013Welders15 | 15 | 0.948 | 5.716 | 3.756 | 0.373 | 0.373 | 0.008 | 568.299 | 0.085 | 0.015 |
| Welders | 2013 | 2013Welders25 | 25 | 1.034 | 5 117 | 2.907 | 0.314 | 0.314 | 0 007 | 568.299 | 0.093 | 0 015 |
| Welders | 2013 | 2013Welders50 | 50 | 2.101 | 5 526 | 5 967 | 0.517 | 0.517 | 0.007 | 568.299 | 0.189 | 0.015 |
| Welders | 2013 | 2013Welders120 | 120 | 0 925 | 5.836 | 3.813 | 0 507 | 0.507 | 0.006 | 568.3 | 0.083 | 0.015 |
| Welders | 2013 | 2013Welders175 | 175 | 0.627 | 5.195 | 3.151 | 0.279 | 0 279 | 0 006 | 568 299 | 0 056 | 0.015 |
| Welders | 2013 | 2013Welders250 | 250 | 0.402 | 4 723 | 1.241 | 0.141 | 0.141 | 0.006 | 568.299 | 0.036 | 0.015 |
| Welders | 2013 | 2013Welders500 | 500 | 0.365 | 4 191 | 1.291 | 0.131 | 0.131 | 0.005 | 568.299 | 0.032 | 0.015 |
| Welders | 2014 | 2014Welders15 | 15 | 0.891 | 5.445 | 3.723 | 0.341 | 0.341 | 0.008 | 568.3 | 0.08 | 0.015 |
| Welders | 2014 | 2014Welders25 | 25 | 0 96 | 5 | 2 78 | 0.291 | 0.291 | 0.007 | 568.299 | 0.086 | 0.015 |
| Welders | 2014 | 2014Welders50 | 50 | 1 9 | 5.308 | 5 749 | 0.473 | 0 473 | 0 007 | 568 3 | 0.171 | 0 015 |
| Welders | 2014 | 2014Welders120 | 120 | 0 849 | 5 481 | 3 774 | 0 464 | 0.464 | 0.006 | 568 299 | 0.076 | 0.015 |
| Welders | 2014 | 2014Welders175 | 175 | 0 581 | 4 862 | 3.141 | 0.255 | 0.255 | 0.006 | 568.299 | 0.052 | 0.015 |
| Welders | 2014 | 2014Welders250 | 250 | 0 376 | 4.297 | 1 207 | 0.128 | 0 128 | 0.006 | 568.299 | 0.034 | 0 015 |
| Welders | 2014 | 2014Welders500 | 500 | 0 343 | 3.788 | 1 227 | 0.119 | 0 119 | 0 005 | 568.299 | 0.031 | 0.015 |
| Welders | 2015 | 2015Welders15 | 15 | 0.84 | 5.196 | 3.658 | 0.311 | 0.311 | 0.008 | 568.299 | 0.075 | 0.015 |
| Welders | 2015 | 2015Welders25 | 25 | 0.894 | 4 89 | 2.666 | 0 27 | 0.27 | 0.007 | 568.299 | 0.08 | 0 015 |
| Welders | 2015 | 2015Welders50 | 50 | 1 715 | 5 113 | 5.562 | 0.43 | 0 43 | 0.007 | 568 3 | 0.154 | 0 015 |
| Welders | 2015 | 2015Welders120 | 120 | 0 772 | 5.077 | 3.738 | 0.419 | 0.419 | 0.006 | 568.299 | 0.069 | 0.015 |
| Welders | 2015 | 2015Welders175 | 175 | 0.532 | 4 408 | 3.133 | 0 23 | 0 23 | 0 006 | 568.299 | 0 048 | 0.015 |
| Welders | 2015 | 2015Welders250 | 250 | 0 352 | 3 88 | 1.178 | 0 116 | 0 116 | 0.006 | 568.299 | 0 031 | 0 015 |
| Welders | 2015 | 2015Welders500 | 500 | 0 324 | 3.398 | 1.176 | 0.108 | 0.108 | 0 005 | 568.299 | 0 029 | 0 015 |
| Welders | 2016 | 2016Welders15 | 15 | 0.809 | 5 023 | 3.622 | 0.289 | 0 289 | 0.008 | 568.299 | 0.073 | 0.015 |
| Welders | 2016 | 2016Welders25 | 25 | 0 855 | 4.803 | 2.604 | 0.255 | 0 255 | 0.007 | 568.299 | 0 077 | 0 015 |
| Welders | 2016 | 2016Welders50 | 50 | 1 54 | 4.936 | 5.395 | 0.389 | 0.389 | 0.007 | 568.299 | 0 138 | 0 015 |
| Welders | 2016 | 2016Welders120 | 120 | 0.699 | 4.692 | 3 705 | 0 375 | 0 375 | 0.006 | 568.3 | 0 063 | 0.015 |
| Welders | 2016 | 2016Welders175 | 175 | 0 486 | 3.973 | 3 128 | 0 206 | 0 206 | 0.006 | 568.299 | 0.043 | 0.015 |
| Welders | 2016 | 2016Welders250 | 250 | 0 33 | 3 481 | 1 153 | 0 104 | 0 104 | 0 006 | 568 299 | 0 029 | 0 015 |
| Welders | 2016 | 2016Welders500 | 500 | 0 305 | 3 032 | 1 134 | 0 097 | 0.097 | 0 005 | 568.299 | 0 027 | 0 015 |
| Welders | 2017 | 2017Welders15 | 15 | 0.786 | 4 887 | 3 599 | 0 272 | 0.272 | 0.008 | 568 299 | 0 07 | 0 015 |
| Welders | 2017 | 2017Welders25 | 25 | 0 83 | 4 729 | 2 564 | 0 243 | 0.243 | 0.007 | 568 299 | 0 074 | 0 015 |
| Welders | 2017 | 2017Welders50 | 50 | 1 372 | 4 768 | 5 239 | 0 35 | 0 35 | 0.007 | 568 299 | 0 123 | 0.015 |

| | | | | | | | | | | | |
|---|---|---|---|---|---|---|---|---|---|---|---|
| Welders | 2017 | 2017Welders120 | 120 | 0 63 | 4.328 | 3.675 | 0.332 | 0.332 | 0 006 | 568.299 | 0.056 | 0.015 |
| Welders | 2017 | 2017Welders175 | 175 | 0 442 | 3.562 | 3.124 | 0.183 | 0.183 | 0.006 | 568 299 | 0.039 | 0.015 |
| Welders | 2017 | 2017Welders250 | 250 | 0.31 | 3.105 | 1.133 | 0.094 | 0.094 | 0.005 | 568.299 | 0.028 | 0.015 |
| Welders | 2017 | 2017Welders500 | 500 | 0.29 | 2 713 | 1.102 | 0 088 | 0.088 | 0.005 | 568.299 | 0.026 | 0.015 |
| Welders | 2018 | 2018Welders15 | 15 | 0.766 | 4 762 | 3.58 | 0 256 | 0.256 | 0 008 | 568 3 | 0.069 | 0.015 |
| Welders | 2018 | 2018Welders25 | 25 | 0 807 | 4.661 | 2.581 | 0.232 | 0.232 | 0 007 | 568 299 | 0 072 | 0 015 |
| Welders | 2018 | 2018Welders50 | 50 | 1 21 | 4.607 | 5.092 | 0.311 | 0.311 | 0 007 | 568.299 | 0.109 | 0 015 |
| Welders | 2018 | 2018Welders120 | 120 | 0 564 | 3 98 | 3 648 | 0 29 | 0 29 | 0 006 | 568 299 | 0 05 | 0.015 |
| Welders | 2018 | 2018Welders175 | 175 | 0 402 | 3 176 | 3 123 | 0 162 | 0 162 | 0 006 | 568 299 | 0 036 | 0 015 |
| Welders | 2018 | 2018Welders250 | 250 | 0 292 | 2 751 | 1 118 | 0 084 | 0 084 | 0 006 | 568 299 | 0 026 | 0 015 |
| Welders | 2018 | 2018Welders500 | 500 | 0 277 | 2 43 | 1 08 | 0 08 | 0 08 | 0 005 | 568 299 | 0 025 | 0 015 |
| Welders | 2019 | 2019Welders15 | 15 | 0 748 | 4 647 | 3 562 | 0 241 | 0 241 | 0 008 | 568 299 | 0 067 | 0 015 |
| Welders | 2019 | 2019Welders25 | 25 | 0 787 | 4 596 | 2 501 | 0 222 | 0 222 | 0 007 | 568 299 | 0 071 | 0 015 |
| Welders | 2019 | 2019Welders50 | 50 | 1 055 | 4 449 | 4 95 | 0 273 | 0 273 | 0 007 | 568 299 | 0 095 | 0 015 |
| Welders | 2019 | 2019Welders120 | 120 | 0 503 | 3 648 | 3 623 | 0 25 | 0 25 | 0 006 | 568 299 | 0 045 | 0 015 |
| Welders | 2019 | 2019Welders175 | 175 | 0 37 | 2 832 | 3 122 | 0 143 | 0 143 | 0 006 | 568 3 | 0 033 | 0 015 |
| Welders | 2019 | 2019Welders250 | 250 | 0 276 | 2 432 | 1 104 | 0 075 | 0 075 | 0 006 | 568 299 | 0 024 | 0 015 |
| Welders | 2019 | 2019Welders500 | 500 | 0 264 | 2 163 | 1 065 | 0 072 | 0 072 | 0 005 | 568 3 | 0 023 | 0 015 |
| Welders | 2020 | 2020Welders15 | 15 | 0 731 | 4 542 | 3 546 | 0 227 | 0 227 | 0 008 | 568 299 | 0 066 | 0 015 |
| Welders | 2020 | 2020Welders25 | 25 | 0 768 | 4 538 | 2 473 | 0 212 | 0 212 | 0 007 | 568 299 | 0 069 | 0 015 |
| Welders | 2020 | 2020Welders50 | 50 | 0 937 | 4 304 | 4 84 | 0 238 | 0 238 | 0 007 | 568 299 | 0 084 | 0 015 |
| Welders | 2020 | 2020Welders120 | 120 | 0 455 | 3 351 | 3 605 | 0 216 | 0 216 | 0 006 | 568 299 | 0 041 | 0 015 |
| Welders | 2020 | 2020Welders175 | 175 | 0 344 | 2 523 | 3 122 | 0 127 | 0 127 | 0 006 | 568 299 | 0 031 | 0 015 |
| Welders | 2020 | 2020Welders250 | 250 | 0 261 | 2 143 | 1 093 | 0 066 | 0 066 | 0 006 | 568 299 | 0 023 | 0 015 |
| Welders | 2020 | 2020Welders500 | 500 | 0 252 | 1 91 | 1 055 | 0 064 | 0 064 | 0 005 | 568 299 | 0 022 | 0 015 |
| Welders | 2021 | 2021Welders15 | 15 | 0 717 | 4 462 | 3 531 | 0 214 | 0 214 | 0 008 | 568 299 | 0 064 | 0 015 |
| Welders | 2021 | 2021Welders25 | 25 | 0 752 | 4 497 | 2 446 | 0 201 | 0 201 | 0 007 | 568 299 | 0 067 | 0 015 |
| Welders | 2021 | 2021Welders50 | 50 | 0 829 | 4 133 | 4 708 | 0 203 | 0 203 | 0 007 | 568 299 | 0 074 | 0 015 |
| Welders | 2021 | 2021Welders120 | 120 | 0 411 | 3 042 | 3 579 | 0 184 | 0 184 | 0 006 | 568 299 | 0 037 | 0 015 |
| Welders | 2021 | 2021Welders175 | 175 | 0 315 | 2 189 | 3 112 | 0 11 | 0 11 | 0 006 | 568 299 | 0 028 | 0 015 |
| Welders | 2021 | 2021Welders250 | 250 | 0 243 | 1 836 | 1 081 | 0 057 | 0 057 | 0 006 | 568 299 | 0 021 | 0 015 |
| Welders | 2021 | 2021Welders500 | 500 | 0 236 | 1 642 | 1 044 | 0 055 | 0 055 | 0 005 | 568 299 | 0 021 | 0 015 |
| Welders | 2022 | 2022Welders15 | 15 | 0 707 | 4 408 | 3 519 | 0 203 | 0 203 | 0 008 | 568 3 | 0 063 | 0 015 |
| Welders | 2022 | 2022Welders25 | 25 | 0 739 | 4 47 | 2 426 | 0 193 | 0 193 | 0 007 | 568 299 | 0 066 | 0 015 |
| Welders | 2022 | 2022Welders50 | 50 | 0 758 | 4 007 | 4 645 | 0 175 | 0 175 | 0 007 | 568 299 | 0 068 | 0 015 |
| Welders | 2022 | 2022Welders120 | 120 | 0 382 | 2 808 | 3 57 | 0 16 | 0 16 | 0 006 | 568 299 | 0 034 | 0 015 |
| Welders | 2022 | 2022Welders175 | 175 | 0 295 | 1 935 | 3 113 | 0 097 | 0 097 | 0 006 | 568 3 | 0 026 | 0 015 |
| Welders | 2022 | 2022Welders250 | 250 | 0 231 | 1 598 | 1 074 | 0 05 | 0 05 | 0 006 | 568 299 | 0 02 | 0 015 |
| Welders | 2022 | 2022Welders500 | 500 | 0 225 | 1 454 | 1 038 | 0 049 | 0 049 | 0 005 | 568 3 | 0 02 | 0 015 |
| Welders | 2023 | 2023Welders15 | 15 | 0 698 | 4 359 | 3 508 | 0 194 | 0 194 | 0 008 | 568 3 | 0 063 | 0 015 |
| Welders | 2023 | 2023Welders25 | 25 | 0 728 | 4 447 | 2 407 | 0 186 | 0 186 | 0 007 | 568 299 | 0 065 | 0 015 |
| Welders | 2023 | 2023Welders50 | 50 | 0 697 | 3 891 | 4 596 | 0 151 | 0 151 | 0 007 | 568 299 | 0 062 | 0 015 |
| Welders | 2023 | 2023Welders120 | 120 | 0 357 | 2 599 | 3 564 | 0 139 | 0 139 | 0 006 | 568 299 | 0 032 | 0 015 |
| Welders | 2023 | 2023Welders175 | 175 | 0 277 | 1 726 | 3 115 | 0 085 | 0 085 | 0 006 | 568 299 | 0 025 | 0 015 |
| Welders | 2023 | 2023Welders250 | 250 | 0 2 | 1 404 | 1 071 | 0 044 | 0 044 | 0 006 | 568 299 | 0 019 | 0 015 |
| Welders | 2023 | 2023Welders500 | 500 | 0 215 | 1 289 | 1 034 | 0 042 | 0 042 | 0 005 | 568 299 | 0 019 | 0 015 |
| Welders | 2024 | 2024Welders15 | 15 | 0 69 | 4 316 | 3 499 | 0 188 | 0 188 | 0 008 | 568 299 | 0 062 | 0 015 |
| Welders | 2024 | 2024Welders25 | 25 | 0 718 | 4 426 | 2 39 | 0 181 | 0 181 | 0 007 | 568 299 | 0 064 | 0 015 |
| Welders | 2024 | 2024Welders50 | 50 | 0 646 | 3 782 | 4 557 | 0 13 | 0 13 | 0 007 | 568 299 | 0 058 | 0 015 |
| Welders | 2024 | 2024Welders120 | 120 | 0 336 | 2 43 | 3 56 | 0 12 | 0 12 | 0 006 | 568 299 | 0 03 | 0 015 |
| Welders | 2024 | 2024Welders175 | 175 | 0 261 | 1 541 | 3 118 | 0 074 | 0 074 | 0 006 | 568 299 | 0 023 | 0 015 |
| Welders | 2024 | 2024Welders250 | 250 | 0 21 | 1 234 | 1 068 | 0 038 | 0 038 | 0 006 | 568 299 | 0 018 | 0 015 |
| Welders | 2024 | 2024Welders500 | 500 | 0 206 | 1 135 | 1 032 | 0 037 | 0 037 | 0 005 | 568 299 | 0 018 | 0 015 |
| Welders | 2025 | 2025Welders15 | 15 | 0 683 | 4 278 | 3 491 | 0 183 | 0 183 | 0 008 | 568 3 | 0 061 | 0 015 |
| Welders | 2025 | 2025Welders25 | 25 | 0 709 | 4 407 | 2 376 | 0 177 | 0 177 | 0 007 | 568 299 | 0 064 | 0 015 |
| Welders | 2025 | 2025Welders50 | 50 | 0 602 | 3 676 | 4 524 | 0 112 | 0 112 | 0 007 | 568 299 | 0 054 | 0 015 |
| Welders | 2025 | 2025Welders120 | 120 | 0 316 | 2 283 | 3 557 | 0 102 | 0 102 | 0 006 | 568 299 | 0 028 | 0 015 |
| Welders | 2025 | 2025Welders175 | 175 | 0 245 | 1 365 | 3 121 | 0 063 | 0 063 | 0 006 | 568 299 | 0 022 | 0 015 |
| Welders | 2025 | 2025Welders250 | 250 | 0 199 | 1 075 | 1 065 | 0 032 | 0 032 | 0 005 | 568 299 | 0 018 | 0 015 |
| Welders | 2025 | 2025Welders500 | 500 | 0 196 | 0 99 | 1 029 | 0 031 | 0 031 | 0 005 | 568 299 | 0 017 | 0 015 |
| Welders | 2030 | 2030Welders15 | 15 | 0 663 | 4 164 | 3 47 | 0 166 | 0 166 | 0 008 | 568 299 | 0 059 | 0 015 |
| Welders | 2030 | 2030Welders25 | 25 | 0 687 | 4 347 | 2 34 | 0 165 | 0 165 | 0 007 | 568 299 | 0 061 | 0 015 |
| Welders | 2030 | 2030Welders50 | 50 | 0 449 | 3 273 | 4 387 | 0 045 | 0 045 | 0 007 | 568 299 | 0 04 | 0 015 |
| Welders | 2030 | 2030Welders120 | 120 | 0 239 | 1 707 | 3 535 | 0 04 | 0 04 | 0 006 | 568 299 | 0 021 | 0 015 |
| Welders | 2030 | 2030Welders175 | 175 | 0 176 | 0 628 | 3 121 | 0 027 | 0 027 | 0 006 | 568 299 | 0 015 | 0 015 |
| Welders | 2030 | 2030Welders250 | 250 | 0 162 | 0 525 | 1 063 | 0 017 | 0 017 | 0 006 | 568 299 | 0 014 | 0 015 |
| Welders | 2030 | 2030Welders500 | 500 | 0 161 | 0 495 | 1 027 | 0 017 | 0 017 | 0 005 | 568 299 | 0 014 | 0 015 |
| Welders | 2035 | 2035Welders15 | 15 | 0 661 | 4 143 | 3 469 | 0 162 | 0 162 | 0 008 | 568 299 | 0 059 | 0 015 |
| Welders | 2035 | 2035Welders25 | 25 | 0 685 | 4 332 | 2 339 | 0 162 | 0 162 | 0 007 | 568 299 | 0 061 | 0 015 |
| Welders | 2035 | 2035Welders50 | 50 | 0 406 | 3 147 | 4 349 | 0 022 | 0 022 | 0 007 | 568 299 | 0 036 | 0 015 |
| Welders | 2035 | 2035Welders120 | 120 | 0 214 | 1 509 | 3 528 | 0 019 | 0 019 | 0 006 | 568 299 | 0 019 | 0 015 |
| Welders | 2035 | 2035Welders175 | 175 | 0 153 | 0 387 | 3 121 | 0 015 | 0 015 | 0 006 | 568 299 | 0 013 | 0 015 |
| Welders | 2035 | 2035Welders250 | 250 | 0 149 | 0 343 | 1 063 | 0 012 | 0 012 | 0 006 | 568 299 | 0 013 | 0 015 |
| Welders | 2035 | 2035Welders500 | 500 | 0 149 | 0 339 | 1 027 | 0 012 | 0 012 | 0 005 | 568 299 | 0 013 | 0 015 |
| Welders | 2040 | 2040Welders15 | 15 | 0 661 | 4 142 | 3 469 | 0 161 | 0 161 | 0 008 | 568 299 | 0 059 | 0 015 |
| Welders | 2040 | 2040Welders25 | 25 | 0 685 | 4 332 | 2 339 | 0 161 | 0 161 | 0 007 | 568 299 | 0 061 | 0 015 |
| Welders | 2040 | 2040Welders50 | 50 | 0 402 | 3 093 | 4 336 | 0 015 | 0 015 | 0 007 | 568 3 | 0 036 | 0 015 |
| Welders | 2040 | 2040Welders120 | 120 | 0 208 | 1 447 | 3 524 | 0 014 | 0 014 | 0 006 | 568 299 | 0 018 | 0 015 |
| Welders | 2040 | 2040Welders175 | 175 | 0 145 | 0 303 | 3 118 | 0 011 | 0 011 | 0 006 | 568 299 | 0 013 | 0 015 |
| Welders | 2040 | 2040Welders250 | 250 | 0 143 | 0 287 | 1 062 | 0 01 | 0 01 | 0 006 | 568 3 | 0 012 | 0 015 |
| Welders | 2040 | 2040Welders500 | 500 | 0 143 | 0 287 | 1 026 | 0 01 | 0 01 | 0 005 | 568 299 | 0 012 | 0 015 |

| Model | Year | Concat | ROG | NOX | CO | PM10 | PM2.5 | PM10 BWTWRD | PM2.5 BWTWRD | SO2 | CO2(pav) | CH4 | N2O | Other (CO2e) |
|---|---|---|---|---|---|---|---|---|---|---|---|---|---|---|
| LDA/LDT/MDV | 2016 | LDA/LDT/MDV2016 | 0.03 | 0.15 | 1.30 | 0.00 | 0.00 | 0.87 | 0.22 | 0.00 | 370.92 | | | 18.55 |
| LDA/LDT/MDV | 2017 | LDA/LDT/MDV2017 | 0.03 | 0.13 | 1.15 | 0.00 | 0.00 | 0.87 | 0.22 | 0.00 | 361.93 | | | 18.10 |
| LDA/LDT/MDV | 2018 | LDA/LDT/MDV2018 | 0.02 | 0.12 | 1.02 | 0.00 | 0.00 | 0.87 | 0.22 | 0.00 | 352.64 | | | 17.63 |
| T7Hwy | 2016 | T7Hwy2016 | 0.34 | 8.75 | 1.23 | 0.15 | 0.15 | 0.93 | 0.24 | 0.02 | 1737.00 | 0.10 | 0.04 | |
| T7Hwy | 2017 | T7Hwy2017 | 0.24 | 7.26 | 0.87 | 0.09 | 0.09 | 0.93 | 0.24 | 0.02 | 1721.25 | 0.10 | 0.04 | |
| T7Hwy | 2018 | T7Hwy2018 | 0.16 | 6.11 | 0.62 | 0.05 | 0.05 | 0.93 | 0.24 | 0.02 | 1705.10 | 0.10 | 0.04 | |

Source: EMFAC2014; LDA/LDT and T7Hwy assume aggregated speeds

EMFAC Output

| | |
|---|---|
| 0.04 | 0.02 |
| 0.04 | 0.02 |
| 0.04 | 0.02 |
| 0.10 | 0.04 |
| 0.10 | 0.04 |
| 0.10 | 0.04 |

Re-entrained Paved Road Dust Emission Factor Calculation

*Methodology*

Calculation Methodology: USEPA AP-42, Paved Roads, Section 13.2.1, Revised January 2011:
http://www.epa.gov/ttn/chief/ap42/ch13/final/c13s0201.pdf
Avg vehicle weight and silt loading on Local Roads within Alameda County
http://www.arb.ca.gov/ei/areasrc/fullpdf/full7-9.pdf
Precipitation Days greater than 0.254mm (0.01 in) for Oakland Airport
http://www.wrcc.dri.edu/cgi-bin/cliMAIN.pl?ca6335 62 days

*Emission Factor Calculation*

$$E_{ext} = \left[ k\,(sL)^{0.91} \times (W)^{1.02} \right] (1 - P/4N)$$

| Pollutant | Variables | | | | | Emission Factor (g per mi) |
|---|---|---|---|---|---|---|
| | k | sL | W | P | N | |
| $PM_{10}$ | 0.0022 | 0.32 | 2.4 | 62.0 | 365 | 0.82746 |
| $PM_{2.5}$ | 0.00054 | 0.32 | 2.4 | 62.0 | 365 | 0.20310 |

E = particulate emission factor (grams of particulate matter/VMT)
k = particle size multiplier (lb/VMT) *default from AP-42*
sL = roadway silt loading (g/m2) *ARB Section 7.9, Table 3, Alameda, Local*
W = average weight of vehicles on the road (tons) *ARB Section 7.9, Table 3, Alameda, Local*
P = number of wet days with at least 0.254mm of precipitation *from WRCC*
N = number of days in the averaging period *annual days (365)*
g to lb conversion *0.002204623*

| OFFROAD Equipment Type | Horsepower | CMOD High | Carl Moyer LF |
|---|---|---|---|
| Aerial Lifts | 63 | 50 | 0.31 |
| Air Compressors | 78 | 120 | 0.48 |
| Bore/Drill Rigs | 206 | 250 | 0.50 |
| Cement and Mortar Mixers | 9 | 15 | 0.56 |
| Concrete/Industrial Saws | 81 | 120 | 0.73 |
| Cranes | 226 | 250 | 0.29 |
| Crawler Tractors | 208 | 250 | 0.43 |
| Crushing/Proc. Equipment | 85 | 120 | 0.78 |
| Dumpers/Tenders | 16 | 15 | 0.38 |
| Excavators | 163 | 175 | 0.38 |
| Forklifts | 89 | 120 | 0.20 |
| Generator Sets | 84 | 120 | 0.74 |
| Graders | 175 | 175 | 0.41 |
| Off-Highway Tractors | 123 | 120 | 0.44 |
| Off-Highway Trucks | 400 | 500 | 0.38 |
| Other Construction Equipment | 172 | 175 | 0.42 |
| Other General Industrial Equipment | 88 | 120 | 0.34 |
| Other Material Handling Equipment | 167 | 175 | 0.40 |
| Pavers | 126 | 120 | 0.42 |
| Paving Equipment | 131 | 120 | 0.36 |
| Plate Compactors | 8 | 15 | 0.43 |
| Pressure Washers | 13 | 15 | 0.30 |
| Pumps | 84 | 120 | 0.74 |
| Rollers | 81 | 120 | 0.38 |
| Rough Terrain Forklifts | 100 | 120 | 0.40 |
| Rubber Tired Dozers | 255 | 250 | 0.40 |
| Rubber Tired Loaders | 200 | 250 | 0.36 |
| Scrapers | 362 | 500 | 0.48 |
| Signal Boards | 6 | 15 | 0.82 |
| Skid Steer Loaders | 65 | 75 | 0.37 |
| Surfacing Equipment | 254 | 250 | 0.30 |
| Sweepers/Scrubbers | 64 | 75 | 0.46 |
| Tractors/Loaders/Backhoes | 98 | 120 | 0.37 |
| Trenchers | 81 | 120 | 0.50 |
| Welders | 46 | 50 | 0.45 |
| Chainsaws (gasoline) | 1 | 5 | 0.5 |
| Trimmers/Edgers/Brush Cutters (gasoline) | 1 | 5 | 0.5 |
| Chippers/Stump Grinders (gasoline) | 18 | 25 | 0.78 |

Source: CalEEMOd Users Guide (UPDATED SEPTEMBER 2013)

# Attachment D.2 Emissions Modeling Data
# Construction Emissions with Implementation of SCA AIR-1 (DPM Only)

| Phase | Tons per year PM2.5 DIESEL ONLY |
|---|---|
| All Phases:2016 | 0 |
| All Phases:2017 | 0 |
| All Phases:2018 | 0 |
| Phase 1:2016 | 0 |
| Phase 2:2016 | 0 |
| Phase 3:2016 | 0 |
| Phase 3:2017 | 0 |
| Phase 4:2017 | 0 |
| Phase 5:2017 | 0 |
| Phase 6:2017 | 0 |
| Phase 7:2017 | 0 |
| Phase 8:2017 | 0 |
| Phase 9:2017 | 0 |
| Phase 10:2017 | 0 |
| Phase 11:2017 | 0 |
| Phase 12:2017 | 0 |
| Phase 13:2017 | 0 |
| Phase 14:2017 | 0 |
| Phase 15:2017 | 0 |
| Phase 16:2017 | 0 |
| Phase 17:2017 | 0 |
| Phase 18:2017 | 0 |
| Phase 19:2017 | 0 |
| Phase 19:2018 | 0 |
| Phase 20:2018 | 0 |
| Phase 21:2018 | 0 |
| Phase 22:2018 | 0 |
| Phase 23:2017 | 0 |
| Phase 24:2017 | 0 |
| Phase 25:2017 | 0 |
| Phase 25:2018 | 0 |
| Phase 26:2017 | 0 |
| Phase 27:2017 | 0 |
| Phase 28:2017 | 0 |
| Phase 29:2017 | 0 |
| Phase 29:2018 | 0 |
| Phase 30:2017 | 0 |
| Phase 31:2017 | 0 |
| Phase 31:2018 | 0 |
| Phase 32:2017 | 0 |
| Phase 32:2018 | 0 |
| Phase 33:2018 | 0 |
| Phase 34:2017 | 0 |
| Phase 34:2018 | 0 |
| Phase 35:2018 | 0 |
| Phase 36:2017 | 0 |
| Phase 36:2018 | 0 |
| Phase 37:2018 | 0 |
| Phase 38:2018 | 0 |
| Phase 39:2018 | 0 |
| Phase 40:2018 | 0 |
| Phase 41:2018 | 0 |
| Phase 42:2018 | 0 |
| Phase 43:2018 | 0 |

Phase with material related dust emissions
Phase with paving related ROG emissions

| Year | Tons per year PM2.5 DIESEL ONLY |
|---|---|
| 2016 | 0.0 |
| 2017 | 0.0 |
| 2018 | 0.0 |
| Total | 0.0 |
| Average Daily | 0.0 |
| Average Daily (lbs) | 0.0 |

| Total PM10 | Total PM2.5 |
|---|---|
| 17.8 | 4.5 |

| | | | |
|---|---|---|---|
| For HRA (PM2.5 DIESEL Exhaust) | | Unitized grams/sec/m2 | |
| Total grams | 2774.0917 | m2 | 5576.6 |
| Total seconds | 15004800 | 0.00018 | |
| m2 | 5576.5979 | | |
| gram/sec/m2 | 0.0000000 | 0.00018 | |

Pounds per year 3.0663127
Pounds per hour 0.001174 Assumes 10 hours per workday (consistent with AERMOD input)

**Emissions Calculations**

| ID | Year | Lookup | Days | Equip Category | Equip |
|---|---|---|---|---|---|
| **All Phases** | **2016** | **All Phases:2016** | **44** | **All Phases** | **Extendable Forklift** |
| | | **All Phases:2016** | **44** | **All Phases** | **Generator** |
| **All Phases** | **2017** | **All Phases:2017** | **260** | **All Phases** | **Extendable Forklift** |
| **All Phases** | **2018** | **All Phases:2018** | **217** | **All Phases** | **Extendable Forklift** |
| Phase 2 | 2016 | Phase 2:2016 | 19 | Demolition & Excavation | Excavator |
| Phase 2 | | Phase 2:2016 | 19 | | Loader |
| Phase 3 | 2016 | Phase 3:2016 | 9 | Demolition & Excavation | Excavator |
| Phase 3 | | Phase 3:2016 | 9 | | Loader |
| Phase 3 | | Phase 3:2016 | 14 | | Drill Rig |
| Phase 3 | 2017 | Phase 3:2017 | 1 | Demolition & Excavation | Excavator |
| Phase 3 | | Phase 3:2017 | 1 | | Loader |
| Phase 3 | | Phase 3:2017 | 1 | | Drill Rig |
| Phase 4 | 2017 | Phase 4:2017 | 10 | Demolition & Excavation | Excavator |
| Phase 4 | | Phase 4:2017 | 10 | | Loader |
| Phase 5 | 2017 | Phase 5:2017 | 20 | Demolition & Excavation | Excavator |
| Phase 5 | | Phase 5:2017 | 20 | | Loader |
| Phase 21 | 2018 | Phase 21:2018 | 20 | Exterior Finishes | Extendable Lift |
| Phase 22 | 2018 | Phase 22:2018 | 147 | Exterior Finishes | Extendable Lift |
| Phase 24 | 2017 | Phase 24:2017 | 20 | Exterior Finishes | Extendable Lift |

| #/day | hrs/day | CMOD | HP Bin | HP | LF | Concat | g/hp-hr PM2.5 | Pounds PM2.5 | Tons per PM2.5 |
|---|---|---|---|---|---|---|---|---|---|
| 1 | 4 | Forklifts | 250 | 200 | 0.20 | 2016Forklifts250 | 0.008 | 0.0 | 0.0 |
| 1 | 6 | Generator Sets | 120 | 100 | 0.74 | 2016Generator Sets120 | 0.008 | 0.0 | 0.0 |
| 1 | 4 | Forklifts | 250 | 200 | 0.20 | 2017Forklifts250 | 0.008 | 0.0 | 0.0 |
| 1 | 4 | Forklifts | 250 | 200 | 0.20 | 2018Forklifts250 | 0.008 | 0.0 | 0.0 |
| 1 | 8 | Excavators | 500 | 300 | 0.38 | 2016Excavators500 | 0.008 | 0.0 | 0.0 |
| 1 | 8 | Rubber Tired Loaders | 500 | 300 | 0.36 | 2016Rubber Tired Loaders500 | 0.008 | 0.0 | 0.0 |
| 1 | 8 | Excavators | 500 | 300 | 0.38 | 2016Excavators500 | 0.008 | 0.0 | 0.0 |
| 1 | 8 | Rubber Tired Loaders | 500 | 300 | 0.36 | 2016Rubber Tired Loaders500 | 0.008 | 0.0 | 0.0 |
| 1 | 8 | Bore/Drill Rigs | 250 | 206 | 0.5 | 2016Bore/Drill Rigs250 | 0.008 | 0.0 | 0.0 |
| 1 | 8 | Excavators | 500 | 300 | 0.38 | 2017Excavators500 | 0.008 | 0.0 | 0.0 |
| 1 | 8 | Rubber Tired Loaders | 500 | 300 | 0.36 | 2017Rubber Tired Loaders500 | 0.008 | 0.0 | 0.0 |
| 1 | 8 | Bore/Drill Rigs | 250 | 206 | 0.5 | 2017Bore/Drill Rigs250 | 0.008 | 0.0 | 0.0 |
| 1 | 8 | Excavators | 500 | 300 | 0.38 | 2017Excavators500 | 0.008 | 0.0 | 0.0 |
| 1 | 8 | Rubber Tired Loaders | 500 | 300 | 0.36 | 2017Rubber Tired Loaders500 | 0.008 | 0.0 | 0.0 |
| 1 | 8 | Excavators | 500 | 300 | 0.38 | 2017Excavators500 | 0.008 | 0.0 | 0.0 |
| 1 | 8 | Rubber Tired Loaders | 500 | 300 | 0.36 | 2017Rubber Tired Loaders500 | 0.008 | 0.0 | 0.0 |
| 1 | 8 | Aerial Lifts | 120 | 100 | 0.31 | 2018Aerial Lifts120 | 0.008 | 0.0 | 0.0 |
| 1 | 8 | Aerial Lifts | 120 | 100 | 0.31 | 2018Aerial Lifts120 | 0.008 | 0.0 | 0.0 |
| 1 | 8 | Aerial Lifts | 120 | 100 | 0.31 | 2017Aerial Lifts120 | 0.008 | 0.0 | 0.0 |

| Phase | per day PM2.5 | year PM2.5 |
|---|---|---|
| All Phases:2016 | 0.0 | 0.0 |
| All Phases:2017 | 0.0 | 0.0 |
| All Phases:2018 | 0.0 | 0.0 |
| Phase 1:2016 | 0.0 | 0.0 |
| Phase 2:2016 | 0.0 | 0.0 |
| Phase 3:2016 | 0.0 | 0.0 |
| Phase 3:2017 | 0.0 | 0.0 |
| Phase 4:2017 | 0.0 | 0.0 |
| Phase 5:2017 | 0.0 | 0.0 |
| Phase 6:2017 | 0.0 | 0.0 |
| Phase 7:2017 | 0.0 | 0.0 |
| Phase 8:2017 | 0.0 | 0.0 |
| Phase 9:2017 | 0.0 | 0.0 |
| Phase 10:2017 | 0.0 | 0.0 |
| Phase 11:2017 | 0.0 | 0.0 |
| Phase 12:2017 | 0.0 | 0.0 |
| Phase 13:2017 | 0.0 | 0.0 |
| Phase 14:2017 | 0.0 | 0.0 |
| Phase 15:2017 | 0.0 | 0.0 |
| Phase 16:2017 | 0.0 | 0.0 |
| Phase 17:2017 | 0.0 | 0.0 |
| Phase 18:2017 | 0.0 | 0.0 |
| Phase 19:2017 | 0.0 | 0.0 |
| Phase 19:2018 | 0.0 | 0.0 |
| Phase 20:2018 | 0.0 | 0.0 |
| Phase 21:2018 | 0.0 | 0.0 |
| Phase 22:2018 | 0.0 | 0.0 |
| Phase 23:2017 | 0.0 | 0.0 |
| Phase 24:2017 | 0.0 | 0.0 |
| Phase 25:2017 | 0.0 | 0.0 |
| Phase 25:2018 | 0.0 | 0.0 |
| Phase 26:2017 | 0.0 | 0.0 |

| | | |
|---|---|---|
| Phase 27:2017 | 0.0 | 0.0 |
| Phase 28:2017 | 0.0 | 0.0 |
| Phase 29:2017 | 0.0 | 0.0 |
| Phase 29:2018 | 0.0 | 0.0 |
| Phase 30:2017 | 0.0 | 0.0 |
| Phase 31:2017 | 0.0 | 0.0 |
| Phase 31:2018 | 0.0 | 0.0 |
| Phase 32:2017 | 0.0 | 0.0 |
| Phase 32:2018 | 0.0 | 0.0 |
| Phase 33:2018 | 0.0 | 0.0 |
| Phase 34:2017 | 0.0 | 0.0 |
| Phase 34:2018 | 0.0 | 0.0 |
| Phase 35:2018 | 0.0 | 0.0 |
| Phase 36:2017 | 0.0 | 0.0 |
| Phase 36:2018 | 0.0 | 0.0 |
| Phase 37:2018 | 0.0 | 0.0 |
| Phase 38:2018 | 0.0 | 0.0 |
| Phase 39:2018 | 0.0 | 0.0 |
| Phase 40:2018 | 0.0 | 0.0 |
| Phase 41:2018 | 0.0 | 0.0 |
| Phase 42:2018 | 0.0 | 0.0 |
| Phase 43:2018 | 0.0 | 0.0 |
| | *0.0* | *0.0* |

*1 6 18 31*

0.0

51%

**Emissions Calculations**

| ID | Year | Vehicle | Days | Employ/ Day | Employ Trip/Day | Employ Mi/ Day | Employ Mi/Yr | Avg Truck Trip/Day | Truck Trip/Yr | Truck Mi/ Day | Truck Mi/ Yr | Vehicle | g/mi PM2.5 | Pounds PM2.5 | Tons per PM2.5 |
|---|---|---|---|---|---|---|---|---|---|---|---|---|---|---|---|
| Phase 1 | 2016 | Employee | 13 | | | | | | | | | LDA/LDT/MDV | 0.0 | 0.0 | 0.0 |
| Phase 2 | 2016 | Employee | 19 | 15 | 30 | 372 | 7,068 | | | | | LDA/LDT/MDV | 0.0 | 0.0 | 0.0 |
| Phase 3 | 2016 | Employee | 9 | 10 | 20 | 248 | 2,126 | | | | | LDA/LDT/MDV | 0.0 | 0.0 | 0.0 |
| Phase 3 | 2017 | Employee | 1 | 10 | 20 | 248 | 354 | | | | | LDA/LDT/MDV | 0.0 | 0.0 | 0.0 |
| Phase 4 | 2017 | Employee | 10 | 10 | 20 | 248 | 2,480 | | | | | LDA/LDT/MDV | 0.0 | 0.0 | 0.0 |
| Phase 5 | 2017 | Employee | 20 | 80 | 160 | 1,984 | 39,680 | | | | | LDA/LDT/MDV | 0.0 | 0.0 | 0.0 |
| Phase 6 | 2017 | Employee | 20 | 80 | 160 | 1,984 | 39,680 | | | | | LDA/LDT/MDV | 0.0 | 0.0 | 0.0 |
| Phase 7 | 2017 | Employee | 20 | 80 | 160 | 1,984 | 39,680 | | | | | LDA/LDT/MDV | 0.0 | 0.0 | 0.0 |
| Phase 8 | 2017 | Employee | 20 | 80 | 160 | 1,984 | 39,680 | | | | | LDA/LDT/MDV | 0.0 | 0.0 | 0.0 |
| Phase 9 | 2017 | Employee | 20 | 80 | 160 | 1,984 | 39,680 | | | | | LDA/LDT/MDV | 0.0 | 0.0 | 0.0 |
| Phase 10 | 2017 | Employee | 20 | 80 | 160 | 1,984 | 39,680 | | | | | LDA/LDT/MDV | 0.0 | 0.0 | 0.0 |
| Phase 11 | 2017 | Employee | 20 | 80 | 160 | 1,984 | 39,680 | | | | | LDA/LDT/MDV | 0.0 | 0.0 | 0.0 |
| Phase 12 | 2017 | Employee | 20 | 80 | 160 | 1,984 | 39,680 | | | | | LDA/LDT/MDV | 0.0 | 0.0 | 0.0 |
| Phase 13 | 2017 | Employee | 20 | 80 | 160 | 1,984 | 39,680 | | | | | LDA/LDT/MDV | 0.0 | 0.0 | 0.0 |
| Phase 14 | 2017 | Employee | 20 | 80 | 160 | 1,984 | 39,680 | | | | | LDA/LDT/MDV | 0.0 | 0.0 | 0.0 |
| Phase 15 | 2017 | Employee | 30 | 120 | 240 | 2,976 | 89,280 | | | | | LDA/LDT/MDV | 0.0 | 0.0 | 0.0 |
| Phase 16 | 2017 | Employee | 30 | 120 | 240 | 2,976 | 89,280 | | | | | LDA/LDT/MDV | 0.0 | 0.0 | 0.0 |
| Phase 17 | 2017 | Employee | 30 | 120 | 240 | 2,976 | 89,280 | | | | | LDA/LDT/MDV | 0.0 | 0.0 | 0.0 |
| Phase 18 | 2017 | Employee | 30 | 120 | 240 | 2,976 | 89,280 | | | | | LDA/LDT/MDV | 0.0 | 0.0 | 0.0 |
| Phase 19 | 2017 | Employee | 7 | 120 | 240 | 2,976 | 21,257 | | | | | LDA/LDT/MDV | 0.0 | 0.0 | 0.0 |
| Phase 19 | 2018 | Employee | 23 | 120 | 240 | 2,976 | 68,023 | | | | | LDA/LDT/MDV | 0.0 | 0.0 | 0.0 |
| Phase 20 | 2018 | Employee | 30 | 120 | 240 | 2,976 | 89,280 | | | | | LDA/LDT/MDV | 0.0 | 0.0 | 0.0 |
| Phase 21 | 2018 | Employee | 20 | 10 | 20 | 248 | 4,960 | | | | | LDA/LDT/MDV | 0.0 | 0.0 | 0.0 |
| Phase 22 | 2018 | Employee | 147 | 100 | 200 | 2,480 | 364,560 | | | | | LDA/LDT/MDV | 0.0 | 0.0 | 0.0 |
| Phase 23 | 2017 | Employee | 5 | 80 | 160 | 1,984 | 9,920 | | | | | LDA/LDT/MDV | 0.0 | 0.0 | 0.0 |
| Phase 24 | 2017 | Employee | 20 | 100 | 200 | 2,480 | 49,600 | | | | | LDA/LDT/MDV | 0.0 | 0.0 | 0.0 |
| Phase 25 | 2017 | Employee | 84 | 120 | 240 | 2,976 | 250,834 | | | | | LDA/LDT/MDV | 0.0 | 0.0 | 0.0 |
| Phase 25 | 2018 | Employee | 6 | 120 | 240 | 2,976 | 17,006 | | | | | LDA/LDT/MDV | 0.0 | 0.0 | 0.0 |
| Phase 26 | 2017 | Employee | 5 | 80 | 160 | 1,984 | 9,920 | | | | | LDA/LDT/MDV | 0.0 | 0.0 | 0.0 |
| Phase 27 | 2017 | Employee | 55 | 120 | 240 | 2,976 | 163,680 | | | | | LDA/LDT/MDV | 0.0 | 0.0 | 0.0 |
| Phase 28 | 2017 | Employee | 5 | 80 | 160 | 1,984 | 9,920 | | | | | LDA/LDT/MDV | 0.0 | 0.0 | 0.0 |
| Phase 29 | 2017 | Employee | 43 | 120 | 240 | 2,976 | 127,543 | | | | | LDA/LDT/MDV | 0.0 | 0.0 | 0.0 |
| Phase 29 | 2018 | Employee | 22 | 120 | 240 | 2,976 | 65,897 | | | | | LDA/LDT/MDV | 0.0 | 0.0 | 0.0 |
| Phase 30 | 2017 | Employee | 91 | 120 | 240 | 2,976 | 270,816 | | | | | LDA/LDT/MDV | 0.0 | 0.0 | 0.0 |
| Phase 31 | 2017 | Employee | 19 | 120 | 240 | 2,976 | 57,394 | | | | | LDA/LDT/MDV | 0.0 | 0.0 | 0.0 |
| Phase 31 | 2018 | Employee | 72 | 120 | 240 | 2,976 | 213,422 | | | | | LDA/LDT/MDV | 0.0 | 0.0 | 0.0 |
| Phase 32 | 2017 | Employee | 69 | 120 | 240 | 2,976 | 204,069 | | | | | LDA/LDT/MDV | 0.0 | 0.0 | 0.0 |
| Phase 32 | 2018 | Employee | 22 | 120 | 240 | 2,976 | 66,747 | | | | | LDA/LDT/MDV | 0.0 | 0.0 | 0.0 |
| Phase 33 | 2018 | Employee | 91 | 120 | 240 | 2,976 | 270,816 | | | | | LDA/LDT/MDV | 0.0 | 0.0 | 0.0 |
| Phase 34 | 2017 | Employee | 39 | 120 | 240 | 2,976 | 114,789 | | | | | LDA/LDT/MDV | 0.0 | 0.0 | 0.0 |
| Phase 34 | 2018 | Employee | 52 | 120 | 240 | 2,976 | 156,027 | | | | | LDA/LDT/MDV | 0.0 | 0.0 | 0.0 |
| Phase 35 | 2018 | Employee | 91 | 120 | 240 | 2,976 | 270,816 | | | | | LDA/LDT/MDV | 0.0 | 0.0 | 0.0 |
| Phase 36 | 2017 | Employee | 7 | 120 | 240 | 2,976 | 21,257 | | | | | LDA/LDT/MDV | 0.0 | 0.0 | 0.0 |
| Phase 36 | 2018 | Employee | 84 | 120 | 240 | 2,976 | 249,559 | | | | | LDA/LDT/MDV | 0.0 | 0.0 | 0.0 |
| Phase 37 | 2018 | Employee | 91 | 120 | 240 | 2,976 | 270,816 | | | | | LDA/LDT/MDV | 0.0 | 0.0 | 0.0 |
| Phase 38 | 2018 | Employee | 91 | 120 | 240 | 2,976 | 270,816 | | | | | LDA/LDT/MDV | 0.0 | 0.0 | 0.0 |
| Phase 39 | 2018 | Employee | 91 | 120 | 240 | 2,976 | 270,816 | | | | | LDA/LDT/MDV | 0.0 | 0.0 | 0.0 |
| Phase 40 | 2018 | Employee | 91 | 10 | 20 | 248 | 22,568 | | | | | LDA/LDT/MDV | 0.0 | 0.0 | 0.0 |
| Phase 41 | 2018 | Employee | 21 | 10 | 20 | 248 | 5,208 | | | | | LDA/LDT/MDV | 0.0 | 0.0 | 0.0 |
| Phase 42 | 2018 | Employee | 21 | 10 | 20 | 248 | 5,208 | | | | | LDA/LDT/MDV | 0.0 | 0.0 | 0.0 |
| Phase 43 | 2018 | Employee | 7 | | | | | | | | | LDA/LDT/MDV | 0.0 | 0.0 | 0.0 |
| Phase 1 | 2016 | Haul Truck | 13 | | | | | | | | | T7Hwy | 0.1 | 0.0 | 0.0 |
| Phase 2 | 2016 | Haul Truck | 19 | | | | | 1 | 15 | 20 | 300 | T7Hwy | 0.1 | 0.0 | 0.0 |
| Phase 3 | 2016 | Haul Truck | 9 | | | | | 8 | 40 | 160 | 800 | T7Hwy | 0.1 | 0.1 | 0.0 |
| Phase 3 | 2017 | Haul Truck | 1 | | | | | 8 | 8 | 160 | 160 | T7Hwy | 0.1 | 0.0 | 0.0 |
| Phase 4 | 2017 | Haul Truck | 10 | | | | | 1 | 4 | 20 | 80 | T7Hwy | 0.1 | 0.0 | 0.0 |
| Phase 5 | 2017 | Haul Truck | 20 | | | | | 1 | 2 | 20 | 40 | T7Hwy | 0.1 | 0.0 | 0.0 |
| Phase 6 | 2017 | Haul Truck | 20 | | | | | 2 | 40 | 40 | 800 | T7Hwy | 0.1 | 0.0 | 0.0 |
| Phase 7 | 2017 | Haul Truck | 20 | | | | | 1 | 2 | 20 | 40 | T7Hwy | 0.1 | 0.0 | 0.0 |
| Phase 8 | 2017 | Haul Truck | 20 | | | | | 2 | 30 | 30 | 600 | T7Hwy | 0.1 | 0.0 | 0.0 |
| Phase 9 | 2017 | Haul Truck | 20 | | | | | 1 | 10 | 20 | 200 | T7Hwy | 0.1 | 0.0 | 0.0 |
| Phase 10 | 2017 | Haul Truck | 20 | | | | | 1 | 2 | 20 | 40 | T7Hwy | 0.1 | 0.0 | 0.0 |
| Phase 11 | 2017 | Haul Truck | 20 | | | | | 2 | 30 | 30 | 600 | T7Hwy | 0.1 | 0.0 | 0.0 |
| Phase 12 | 2017 | Haul Truck | 20 | | | | | 1 | 10 | 20 | 200 | T7Hwy | 0.1 | 0.0 | 0.0 |
| Phase 13 | 2017 | Haul Truck | 20 | | | | | 1 | 2 | 20 | 40 | T7Hwy | 0.1 | 0.0 | 0.0 |
| Phase 14 | 2017 | Haul Truck | 20 | | | | | 2 | 30 | 30 | 600 | T7Hwy | 0.1 | 0.0 | 0.0 |
| Phase 15 | 2017 | Haul Truck | 30 | | | | | 1 | 20 | 20 | 400 | T7Hwy | 0.1 | 0.0 | 0.0 |
| Phase 16 | 2017 | Haul Truck | 30 | | | | | 1 | 20 | 20 | 400 | T7Hwy | 0.1 | 0.0 | 0.0 |
| Phase 17 | 2017 | Haul Truck | 30 | | | | | 1 | 20 | 20 | 400 | T7Hwy | 0.1 | 0.0 | 0.0 |
| Phase 18 | 2017 | Haul Truck | 30 | | | | | 1 | 20 | 20 | 400 | T7Hwy | 0.1 | 0.0 | 0.0 |
| Phase 19 | 2017 | Haul Truck | 7 | | | | | 1 | 5 | 20 | 95 | T7Hwy | 0.1 | 0.0 | 0.0 |
| Phase 19 | 2018 | Haul Truck | 23 | | | | | 1 | 15 | 20 | 305 | T7Hwy | 0.0 | 0.0 | 0.0 |
| Phase 20 | 2018 | Haul Truck | 30 | | | | | 1 | 20 | 20 | 400 | T7Hwy | 0.0 | 0.0 | 0.0 |
| Phase 21 | 2018 | Haul Truck | 20 | | | | | 1 | 10 | 20 | 200 | T7Hwy | 0.0 | 0.0 | 0.0 |
| Phase 22 | 2018 | Haul Truck | 147 | | | | | 1 | 50 | 20 | 1,000 | T7Hwy | 0.0 | 0.0 | 0.0 |
| Phase 23 | 2017 | Haul Truck | 5 | | | | | 1 | 2 | 20 | 40 | T7Hwy | 0.1 | 0.0 | 0.0 |
| Phase 24 | 2017 | Haul Truck | 20 | | | | | 1 | 10 | 20 | 200 | T7Hwy | 0.1 | 0.0 | 0.0 |
| Phase 25 | 2017 | Haul Truck | 84 | | | | | 1 | 9 | 20 | 187 | T7Hwy | 0.1 | 0.0 | 0.0 |
| Phase 25 | 2018 | Haul Truck | 6 | | | | | 1 | 1 | 20 | 13 | T7Hwy | 0.0 | 0.0 | 0.0 |
| Phase 26 | 2017 | Haul Truck | 5 | | | | | 1 | 2 | 20 | 40 | T7Hwy | 0.1 | 0.0 | 0.0 |
| Phase 27 | 2017 | Haul Truck | 55 | | | | | 1 | 10 | 20 | 200 | T7Hwy | 0.1 | 0.0 | 0.0 |
| Phase 28 | 2017 | Haul Truck | 5 | | | | | 1 | 2 | 20 | 40 | T7Hwy | 0.1 | 0.0 | 0.0 |
| Phase 29 | 2017 | Haul Truck | 43 | | | | | 1 | 7 | 20 | 132 | T7Hwy | 0.1 | 0.0 | 0.0 |
| Phase 29 | 2018 | Haul Truck | 22 | | | | | 1 | 3 | 20 | 68 | T7Hwy | 0.0 | 0.0 | 0.0 |
| Phase 30 | 2017 | Haul Truck | 91 | | | | | 1 | 10 | 20 | 200 | T7Hwy | 0.1 | 0.0 | 0.0 |
| Phase 31 | 2017 | Haul Truck | 19 | | | | | 1 | 2 | 20 | 42 | T7Hwy | 0.1 | 0.0 | 0.0 |

| | | | | | | | | | | | | |
|---|---|---|---|---|---|---|---|---|---|---|---|---|
| Phase 31 | 2018 | Haul Truck | 72 | | 1 | 8 | 20 | 158 | T7Hwy | 0.0 | 0.0 | 0.0 |
| Phase 32 | 2017 | Haul Truck | 69 | | 1 | 8 | 20 | 151 | T7Hwy | 0.1 | 0.0 | 0.0 |
| Phase 32 | 2018 | Haul Truck | 22 | | 1 | 2 | 20 | 49 | T7Hwy | 0.0 | 0.0 | 0.0 |
| Phase 33 | 2018 | Haul Truck | 91 | | 1 | 10 | 20 | 200 | T7Hwy | 0.0 | 0.0 | 0.0 |
| Phase 34 | 2017 | Haul Truck | 39 | | 1 | 4 | 20 | 85 | T7Hwy | 0.1 | 0.0 | 0.0 |
| Phase 34 | 2018 | Haul Truck | 52 | | 1 | 6 | 20 | 115 | T7Hwy | 0.0 | 0.0 | 0.0 |
| Phase 35 | 2018 | Haul Truck | 91 | | 1 | 10 | 20 | 200 | T7Hwy | 0.0 | 0.0 | 0.0 |
| Phase 36 | 2017 | Haul Truck | 7 | | 1 | 1 | 20 | 16 | T7Hwy | 0.1 | 0.0 | 0.0 |
| Phase 36 | 2018 | Haul Truck | 84 | | 1 | 9 | 20 | 184 | T7Hwy | 0.0 | 0.0 | 0.0 |
| Phase 37 | 2018 | Haul Truck | 91 | | 1 | 10 | 20 | 200 | T7Hwy | 0.0 | 0.0 | 0.0 |
| Phase 38 | 2018 | Haul Truck | 91 | | 1 | 10 | 20 | 200 | T7Hwy | 0.0 | 0.0 | 0.0 |
| Phase 39 | 2018 | Haul Truck | 91 | | 1 | 10 | 20 | 200 | T7Hwy | 0.0 | 0.0 | 0.0 |
| Phase 40 | 2018 | Haul Truck | 91 | | 1 | 20 | 20 | 400 | T7Hwy | 0.0 | 0.0 | 0.0 |
| Phase 41 | 2018 | Haul Truck | 21 | | | | | | T7Hwy | 0.0 | 0.0 | 0.0 |
| Phase 42 | 2018 | Haul Truck | 21 | | | | | | T7Hwy | 0.0 | 0.0 | 0.0 |
| Phase 43 | 2018 | Haul Truck | 7 | | | | | | T7Hwy | 0.0 | 0.0 | 0.0 |

| Phase | Pounds PM2.5 | Tons per PM2.5 |
|---|---|---|
| All Phases:2016 | 0 | 0 |
| All Phases:2017 | 0 | 0 |
| All Phases:2018 | 0 | 0 |
| Phase 1:2016 | 0.0 | 0.0 |
| Phase 2:2016 | 0.0 | 0.0 |
| Phase 3:2016 | 0.1 | 0.0 |
| Phase 3:2017 | 0.0 | 0.0 |
| Phase 4:2017 | 0.0 | 0.0 |
| Phase 5:2017 | 0.0 | 0.0 |
| Phase 6:2017 | 0.0 | 0.0 |
| Phase 7:2017 | 0.0 | 0.0 |
| Phase 8:2017 | 0.0 | 0.0 |
| Phase 9:2017 | 0.0 | 0.0 |
| Phase 10:2017 | 0.0 | 0.0 |
| Phase 11:2017 | 0.0 | 0.0 |
| Phase 12:2017 | 0.0 | 0.0 |
| Phase 13:2017 | 0.0 | 0.0 |
| Phase 14:2017 | 0.0 | 0.0 |
| Phase 15:2017 | 0.0 | 0.0 |
| Phase 16:2017 | 0.0 | 0.0 |
| Phase 17:2017 | 0.0 | 0.0 |
| Phase 18:2017 | 0.0 | 0.0 |
| Phase 19:2017 | 0.0 | 0.0 |
| Phase 19:2018 | 0.0 | 0.0 |
| Phase 20:2018 | 0.0 | 0.0 |
| Phase 21:2018 | 0.0 | 0.0 |
| Phase 22:2018 | 0.0 | 0.0 |
| Phase 23:2017 | 0.0 | 0.0 |
| Phase 24:2017 | 0.0 | 0.0 |
| Phase 25:2017 | 0.0 | 0.0 |
| Phase 25:2018 | 0.0 | 0.0 |
| Phase 26:2017 | 0.0 | 0.0 |
| Phase 27:2017 | 0.0 | 0.0 |
| Phase 28:2017 | 0.0 | 0.0 |
| Phase 29:2017 | 0.0 | 0.0 |
| Phase 29:2018 | 0.0 | 0.0 |
| Phase 30:2017 | 0.0 | 0.0 |
| Phase 31:2017 | 0.0 | 0.0 |
| Phase 31:2018 | 0.0 | 0.0 |
| Phase 32:2017 | 0.0 | 0.0 |
| Phase 32:2018 | 0.0 | 0.0 |
| Phase 33:2018 | 0.0 | 0.0 |
| Phase 34:2017 | 0.0 | 0.0 |
| Phase 34:2018 | 0.0 | 0.0 |
| Phase 35:2018 | 0.0 | 0.0 |
| Phase 36:2017 | 0.0 | 0.0 |
| Phase 36:2018 | 0.0 | 0.0 |
| Phase 37:2018 | 0.0 | 0.0 |
| Phase 38:2018 | 0.0 | 0.0 |
| Phase 39:2018 | 0.0 | 0.0 |
| Phase 40:2018 | 0.0 | 0.0 |
| Phase 41:2018 | 0.0 | 0.0 |
| Phase 42:2018 | 0.0 | 0.0 |
| Phase 43:2018 | 0.0 | 0.0 |
| | *0.0* | *0.0* |

*1 6 18 31*

| | |
|---|---|
| 0.00 | -91% |
| 0.00 | 0% |
| 28% | |
| 21% | |

**General Assumptions**

| | | |
|---|---|---|
| N2O_CO2 Diesel Equipment | 0.000026 | Climate Registry 2015 |
| CH4_CO2 Diesel Equipment | 0.000057 | Climate Registry 2015 |
| CH4_N2O Other | 0.050000 | EPA (included HFC) |
| N2O_NOX Gasoline | 0.041600 | ARB EMFAC FAQs |
| MWh/kWh | 0.001000 | |
| GWh/kWh | 0.000001 | |
| lbs/gram | 0.002204623 | |
| kg/mt | 1000 | |
| mt/gram | 0.000001 | |
| mt/lbs | 0.000453592 | |
| ton/lbs | 0.0005 | |
| ton/gram | 1.10E-06 | |
| ton per cy conversion | 1.2641662 | CalEEMod |
| ton per SF conversion | 0.046 | CalEEMod |
| acre per SF conversion | 2.30E-05 | |

PG&E RPS Adjusted CO2 Emission Factors

| | | | |
|---|---|---|---|
| 2016 | 370 | lbs CO2/MWh | http://www.pge.com/includes/docs/pdfs/shared/environment/calculator/pge_ghg_emission_factor_info_sheet.pdf |
| 2017 | 349 | lbs CO2/MWh | http://www.pge.com/includes/docs/pdfs/shared/environment/calculator/pge_ghg_emission_factor_info_sheet.pdf |
| 2018 | 328 | lbs CO2/MWh | http://www.pge.com/includes/docs/pdfs/shared/environment/calculator/pge_ghg_emission_factor_info_sheet.pdf |

| | | | |
|---|---|---|---|
| CH4 electricity EF | 23 | lbs CH4/GWh | Egrid |
| N2O electricity EF | 5 | lbs N2O/GWh | Egrid |

| | | |
|---|---|---|
| CH4 GWP | 25 | AR4 |
| N2O GWP | 298 | AR4 |

| | | |
|---|---|---|
| Employee Trip Milage | 12.4 | CalEEMod (H-W, Alameda) |
| Haul Truck Trip Milage | 20 | Default |
| Trips per employee | 2 | CalEEMod default |

| | | | |
|---|---|---|---|
| Paving ROG EF | 2.62 | lbs/acre | CalEEMod (no mitigation) |
| Grading PM10 EF | 1.0605 | lbs/acre | CalEEMod (no mitigation) |
| Grading PM2.5 EF | 0.1145 | lbs/acre | CalEEMod (no mitigation) |
| Bulldozing PM10 EF | 0.752760759 | lbs/hr | CalEEMod (no mitigation) |
| Bulldozing PM2.5 EF | 0.413778428 | lbs/hr | CalEEMod (no mitigation) |
| Truck loading PM10 EF | 0.001834 | lb/ton | CalEEMod (no mitigation) |
| Truck loading PM2.5 EF | 0.000489 | lb/ton | CalEEMod (no mitigation) |
| Demo PM10 EF | 0.021400 | lb/ton | CalEEMod (no mitigation) |
| Demo PM2.5 EF | 0.003244 | lb/ton | CalEEMod (no mitigation) |

| Phase | Equipment Type/Fuel | Number | Horsepower | Hours/day |
|---|---|---|---|---|
| All Phases | Extendable Forklift | 2 | 200 | 4 |
| | Generator | 3 | 100 | 6 |
| Demolition & Excavation | Excavator | 1 | 300 | 8 |
| | Loader | 1 | 300 | 8 |
| Concrete & Framing | Tower Crane (Electric) | 1 | 500 | 8 |
| Interior | Elev Man/Mat'l Lift (Electric) | 2 | 200 | 8 |
| Exterior Finishes | Extendable Lift | 2 | 100 | 8 |
| Landscape/Hardscape | No Equipment | | | |

*Removed dump truck from Demo & Ex and Landscape/Hardscape to avoid double counting with onroad emissions (per client)

Workers

| Phase Category | Number per day |
|---|---|
| Demolition | 15 |
| Grading/Excavation | 10 |
| Concrete | 80 |
| Framing/Rough-In/Interior-Finish | 120 |
| Exterior | 100 |
| Site | 10 |
| Roofing | 10 |
| Landscape/Hardscape | 10 |

| | | |
|---|---|---|
| Site Grading | 1.38 | Acres |
| Site Grading | 0.14 | acres per day |
| Excavation | 6500 | CY |
| Demo | 1300 | CY |
| Paving | 10000 | SF |

| | | |
|---|---|---|
| Construction hours/day | 8 | |
| Minutes/hour | 60 | |
| Seconds/hour | 60 | |

| Phase | Phase Name | Equipment Category | Labor Category | Start Date | End Date | Working Days | 2016 | 2017 | 2018 | | | |
|---|---|---|---|---|---|---|---|---|---|---|---|---|
| Site Mobilization | Phase 1 | No equipment | No labor | 11/1/2016 | 11/16/2016 | 13 | 13 | | | 0 | 2016 Workdays | 44 |
| Abatement & Demo | Phase 2 | Demolition & Excavation | Demolition | 11/18/2016 | 12/19/2016 | 19 | 19 | | | 0 | 2017 Workdays | 260 |
| Mass Ext | Phase 3 | Demolition & Excavation | Grading/Excavation | 12/19/2016 | 1/4/2017 | 10 | 9 | 1 | | 0 | 2018 Workdays | 217 |
| Grade Site | Phase 4 | Demolition & Excavation | Grading/Excavation | 1/2/2017 | 1/16/2017 | 10 | | 10 | | 0 | | |
| Sub-slab Utilities | Phase 5 | Demolition & Excavation | Concrete | 1/17/2017 | 2/14/2017 | 20 | | 20 | | 0 | | |
| F/R/P SOG | Phase 6 | Concrete & Framing | Concrete | 1/26/2017 | 2/23/2017 | 20 | | 20 | | 0 | | |
| 1st Floor Deck Shoring | Phase 7 | Concrete & Framing | Concrete | 2/15/2017 | 3/15/2017 | 20 | | 20 | | 0 | | |
| F/R/P 1st Floor Deck | Phase 8 | Concrete & Framing | Concrete | 2/24/2017 | 3/24/2017 | 20 | | 20 | | 0 | | |
| F/R/P 1st Floor Columns & Walls | Phase 9 | Concrete & Framing | Concrete | 3/16/2017 | 4/13/2017 | 20 | | 20 | | 0 | | |
| Mezz Floor Deck Shoring | Phase 10 | Concrete & Framing | Concrete | 4/5/2017 | 5/3/2017 | 20 | | 20 | | 0 | | |
| F/R/P Mezz Floor Deck | Phase 11 | Concrete & Framing | Concrete | 4/14/2017 | 5/12/2017 | 20 | | 20 | | 0 | | |
| F/R/P Mezz Floor Columns & Walls | Phase 12 | Concrete & Framing | Concrete | 5/4/2017 | 6/1/2017 | 20 | | 20 | | 0 | | |
| Podium Deck Shoring | Phase 13 | Concrete & Framing | Concrete | 5/24/2017 | 6/21/2017 | 20 | | 20 | | 0 | | |
| F/R/P Podium Deck | Phase 14 | Concrete & Framing | Concrete | 6/13/2017 | 7/12/2017 | 20 | | 20 | | 0 | | |
| 2nd Floor Framing | Phase 15 | Concrete & Framing | Framing/Rough-In/Interior-Finishes | 7/3/2017 | 8/15/2017 | 30 | | 30 | | 0 | | |
| 3rd Floor Framing | Phase 16 | Concrete & Framing | Framing/Rough-In/Interior-Finishes | 8/15/2017 | 9/26/2017 | 30 | | 30 | | 0 | | |
| 4th Floor Framing | Phase 17 | Concrete & Framing | Framing/Rough-In/Interior-Finishes | 9/26/2017 | 11/7/2017 | 30 | | 30 | | 0 | | |
| 5th Floor Framing | Phase 18 | Concrete & Framing | Framing/Rough-In/Interior-Finishes | 11/7/2017 | 12/21/2017 | 30 | | 30 | | 0 | | |
| 6th Floor Framing | Phase 19 | Concrete & Framing | Framing/Rough-In/Interior-Finishes | 12/21/2017 | 2/6/2018 | 30 | | 7 | 23 | 0 | | |
| Roof Framing | Phase 20 | Concrete & Framing | Framing/Rough-In/Interior-Finishes | 2/6/2018 | 3/20/2018 | 30 | | | 30 | 0 | | |
| Roofing | Phase 21 | Exterior Finishes | Roofing | 3/7/2018 | 4/4/2018 | 20 | | | 20 | 0 | | |
| Exterior Finishes | Phase 22 | Exterior Finishes | Exterior | 3/27/2018 | 10/19/2018 | 147 | | | 147 | 0 | | |
| L1 Retail Remove Re-shores | Phase 23 | Concrete & Framing | Concrete | 8/15/2017 | 8/22/2017 | 5 | | 5 | | 0 | | |
| L1 Retail Storefronts | Phase 24 | Exterior Finishes | Exterior | 9/4/2017 | 10/2/2017 | 20 | | 20 | | 0 | | |
| L1 Retail Build out | Phase 25 | Interior | Framing/Rough-In/Interior-Finishes | 9/4/2017 | 1/15/2018 | 90 | | 84 | 6 | 0 | | |
| L1 Parking Remove Re-shores | Phase 26 | Concrete & Framing | Concrete | 9/4/2017 | 9/11/2017 | 5 | | 5 | | 0 | | |
| L1 Parking Build out | Phase 27 | Interior | Framing/Rough-In/Interior-Finishes | 9/13/2017 | 12/1/2017 | 55 | | 55 | | 0 | | |
| Mezz Parking Remove Re-shores | Phase 28 | Concrete & Framing | Concrete | 10/23/2017 | 10/30/2017 | 5 | | 5 | | 0 | | |
| Mezz Parking Build out | Phase 29 | Interior | Framing/Rough-In/Interior-Finishes | 11/1/2017 | 2/7/2018 | 65 | | 43 | 22 | 0 | | |
| L2 Rough In | Phase 30 | Interior | Framing/Rough-In/Interior-Finishes | 8/15/2017 | 12/26/2017 | 91 | | 91 | | 0 | | |
| L2 Finishes | Phase 31 | Interior | Framing/Rough-In/Interior-Finishes | 12/4/2017 | 4/13/2018 | 91 | | 19 | 72 | 0 | | |
| L3 Rough In | Phase 32 | Interior | Framing/Rough-In/Interior-Finishes | 9/26/2017 | 2/7/2018 | 91 | | 69 | 22 | 0 | | |
| L3 Finishes | Phase 33 | Interior | Framing/Rough-In/Interior-Finishes | 1/18/2018 | 5/25/2018 | 91 | | | 91 | 0 | | |
| L4 Rough In | Phase 34 | Interior | Framing/Rough-In/Interior-Finishes | 11/7/2017 | 3/21/2018 | 91 | | 39 | 52 | 0 | | |
| L4 Finishes | Phase 35 | Interior | Framing/Rough-In/Interior-Finishes | 3/1/2018 | 7/9/2018 | 91 | | | 91 | 0 | | |
| L5 Rough In | Phase 36 | Interior | Framing/Rough-In/Interior-Finishes | 12/21/2017 | 5/2/2018 | 91 | | 7 | 84 | 0 | | |
| L5 Finishes | Phase 37 | Interior | Framing/Rough-In/Interior-Finishes | 4/12/2018 | 8/20/2018 | 91 | | | 91 | 0 | | |
| L6 Rough In | Phase 38 | Interior | Framing/Rough-In/Interior-Finishes | 2/6/2018 | 6/13/2018 | 91 | | | 91 | 0 | | |
| L6 Finishes | Phase 39 | Interior | Framing/Rough-In/Interior-Finishes | 5/24/2018 | 10/1/2018 | 91 | | | 91 | 0 | | |
| Site Improvements | Phase 40 | Landscape/Hardscape | Landscape/Hardscape | 6/13/2018 | 10/19/2018 | 91 | | | 91 | 0 | | |
| Commissioning | Phase 41 | No equipment | Site | 8/2/2018 | 8/31/2018 | 21 | | | 21 | 0 | | |
| Testing | Phase 42 | No equipment | Site | 9/11/2018 | 10/10/2018 | 21 | | | 21 | 0 | | |
| Final Insoection | Phase 43 | No equipment | No labor | 10/19/2018 | 10/30/2018 | 7 | | | 7 | 0 | | |

| | | | |
|---|---|---|---|
| | | Work Days | 521 |
| 12/31/2016 | Exposure duration (years) | | 1.994520548 |
| 1/1/2017 | | | |
| 12/31/2017 | | | |
| 1/1/2018 | | | |
| 7 | | | |
| 5 | | | |
| 260 | | | |

Summary of measures

a. Water all exposed surfaces of active construction areas at least twice daily

f. Limit vehicle speeds on unpaved roads to 15 miles per hour

k. All exposed surfaces shall be watered at a frequency adequate to maintain minimum soil moisture of 12 percent. Moisture content can be verified by lab samples or moisture probe

w. All construction equipment, diesel trucks, and generators shall be equipped with Best Available Control Technology for emission reductions of NOx and PM

Efficacy

| | | |
|---|---|---|
| a. | N/A (included in #k) | |
| f. | 44% | WRAP Handbook Table 6-6 (actually applies to 25 mph, so conservative) |
| k. | 69% | WRAP Handbook Table 3-7 |
| w. | Tier 4 eq. | Project applicant (pulled emission factors from CalEEMod, see below) |
| w. | 34% | PM reduction with Diesel HPR (http://dieselhpr.com/learn-more) |
| | 14% | NOx reduction with Diesel HPR (http://dieselhpr.com/learn-more) |
| | 13% | CO reduction with Diesel HPR (http://dieselhpr.com/learn-more) |

Multipliers

| | | |
|---|---|---|
| Road Dust | N/A | <employee travel and haul trucks almost exclusively on paved roads given site conditions |
| Grading | 31.00% | |
| HPR (PM) | 66.00% | |
| HPR (NOx) | 86.00% | |
| HPR (CO) | 87.00% | |

**Tier 4 Emission Factors (g/bhp-hr) NO CHANGE BY YEAR (see Tier 4 Emission Factors.xls)**

| Equipment | ROG | NOX | CO | SO2 | PM10 | PM2.5 |
|---|---|---|---|---|---|---|
| Forklifts | 0.06 | 0.26 | 2.20 | 0.00 | 0.01 | 0.01 |
| Generator Sets | 0.06 | 0.26 | 3.70 | 0.01 | 0.01 | 0.01 |
| Rubber Tired Loaders | 0.06 | 0.26 | 2.20 | 0.00 | 0.01 | 0.01 |
| Aerial Lifts | 0.06 | 0.26 | 3.70 | 0.00 | 0.01 | 0.01 |
| Bore/Drill Rigs | 0.06 | 0.26 | 2.20 | 0.00 | 0.01 | 0.01 |
| Excavators | 0.06 | 0.26 | 2.20 | 0.00 | 0.01 | 0.01 |

| | | | 1 | 2 | 3 | 4 | 5 | 6 | 7 | 8 | 9 | 10 | 11.000 |
|---|---|---|---|---|---|---|---|---|---|---|---|---|---|
| Equipment Type | Year | Concatenate | HP | ROG | NOX | CO | PM10 | PM2.5 | SO2 | CO2 | CH4 | N2O | |
| Aerial Lifts | 1990 | 1990Aerial Lifts15 | 15 | 1.804 | 9.999 | 4.999 | 0.968 | 0.968 | 0.833 | 568.299 | 0.162 | 0.015 | |
| Aerial Lifts | 1990 | 1990Aerial Lifts25 | 25 | 2.213 | 6.92 | 5 | 0.735 | 0.735 | 0.679 | 568.299 | 0.199 | 0.015 | |
| Aerial Lifts | 1990 | 1990Aerial Lifts50 | 50 | 3.256 | 7.372 | 6.91 | 0.948 | 0.948 | 0.692 | 568.299 | 0.293 | 0.015 | |
| Aerial Lifts | 1990 | 1990Aerial Lifts120 | 120 | 1.927 | 13.323 | 5.026 | 1.005 | 1.005 | 0.628 | 568.299 | 0.173 | 0.015 | |
| Aerial Lifts | 1990 | 1990Aerial Lifts500 | 500 | 1.214 | 11.7 | 6.888 | 0.605 | 0.605 | 0.525 | 568.299 | 0.109 | 0.015 | |
| Aerial Lifts | 1990 | 1990Aerial Lifts750 | 750 | 1.214 | 11.7 | 6.887 | 0.605 | 0.605 | 0.538 | 568.299 | 0.109 | 0.015 | |
| Aerial Lifts | 2000 | 2000Aerial Lifts15 | 15 | 1.629 | 8.804 | 4.729 | 0.737 | 0.737 | 0.079 | 568.299 | 0.147 | 0.015 | |
| Aerial Lifts | 2000 | 2000Aerial Lifts25 | 25 | 2.077 | 6.401 | 4.749 | 0.569 | 0.569 | 0.064 | 568.299 | 0.187 | 0.015 | |
| Aerial Lifts | 2000 | 2000Aerial Lifts50 | 50 | 3.084 | 6.596 | 6.643 | 0.711 | 0.711 | 0.065 | 568.3 | 0.278 | 0.015 | |
| Aerial Lifts | 2000 | 2000Aerial Lifts120 | 120 | 1.569 | 9.602 | 4.216 | 0.705 | 0.705 | 0.059 | 568.299 | 0.141 | 0.015 | |
| Aerial Lifts | 2000 | 2000Aerial Lifts500 | 500 | 0.819 | 8.191 | 3.931 | 0.31 | 0.31 | 0.049 | 568.3 | 0.073 | 0.015 | |
| Aerial Lifts | 2000 | 2000Aerial Lifts750 | 750 | 0.819 | 8.191 | 3.931 | 0.31 | 0.31 | 0.051 | 568.299 | 0.073 | 0.015 | |
| Aerial Lifts | 2005 | 2005Aerial Lifts15 | 15 | 0.907 | 5.927 | 3.649 | 0.424 | 0.424 | 0.079 | 568.3 | 0.081 | 0.015 | |
| Aerial Lifts | 2005 | 2005Aerial Lifts25 | 25 | 1.558 | 5.978 | 3.804 | 0.474 | 0.474 | 0.064 | 568.299 | 0.14 | 0.015 | |
| Aerial Lifts | 2005 | 2005Aerial Lifts50 | 50 | 2.717 | 6.139 | 6.122 | 0.657 | 0.657 | 0.065 | 568.299 | 0.245 | 0.015 | |
| Aerial Lifts | 2005 | 2005Aerial Lifts120 | 120 | 1.34 | 8.079 | 3.898 | 0.651 | 0.651 | 0.059 | 568.299 | 0.12 | 0.015 | |
| Aerial Lifts | 2005 | 2005Aerial Lifts500 | 500 | 0.556 | 6.521 | 2.307 | 0.217 | 0.217 | 0.049 | 568.299 | 0.05 | 0.015 | |
| Aerial Lifts | 2005 | 2005Aerial Lifts750 | 750 | 0.572 | 6.666 | 2.307 | 0.219 | 0.219 | 0.051 | 568.299 | 0.051 | 0.015 | |
| Aerial Lifts | 2010 | 2010Aerial Lifts15 | 15 | 0.5434 | 4.927 | 3.62771 | 0.3219 | 0.2961 | 0.0054 | 583.4159 | 0.1698 | 0.015 | |
| Aerial Lifts | 2010 | 2010Aerial Lifts25 | 25 | 0.5434 | 4.927 | 3.62771 | 0.3219 | 0.2961 | 0.0054 | 583.4159 | 0.1698 | 0.015 | |
| Aerial Lifts | 2010 | 2010Aerial Lifts50 | 50 | 0.5434 | 4.927 | 3.62771 | 0.3219 | 0.2961 | 0.0054 | 583.4159 | 0.1698 | 0.015 | |
| Aerial Lifts | 2010 | 2010Aerial Lifts120 | 120 | 0.4018 | 5.13121 | 3.35167 | 0.3293 | 0.303 | 0.0049 | 524.5713 | 0.1527 | 0.013 | |
| Aerial Lifts | 2010 | 2010Aerial Lifts500 | 500 | 0.4562 | 7.02372 | 1.70527 | 0.2198 | 0.2022 | 0.0049 | 524.505 | 0.1527 | 0.013 | |
| Aerial Lifts | 2010 | 2010Aerial Lifts750 | 750 | 0.409 | 5.216 | 1.535 | 0.16 | 0.16 | 0.005 | 568.299 | 0.036 | 0.015 | |
| Aerial Lifts | 2011 | 2011Aerial Lifts15 | 15 | 0.4143 | 4.84101 | 3.43961 | 0.2745 | 0.2525 | 0.0054 | 581.9574 | 0.1698 | 0.015 | |
| Aerial Lifts | 2011 | 2011Aerial Lifts25 | 25 | 0.4143 | 4.84101 | 3.43961 | 0.2745 | 0.2525 | 0.0054 | 581.9574 | 0.1698 | 0.015 | |
| Aerial Lifts | 2011 | 2011Aerial Lifts50 | 50 | 0.4143 | 4.84101 | 3.43961 | 0.2745 | 0.2525 | 0.0054 | 581.9574 | 0.1698 | 0.015 | |
| Aerial Lifts | 2011 | 2011Aerial Lifts120 | 120 | 0.3413 | 4.72007 | 3.31532 | 0.2874 | 0.2644 | 0.0049 | 523.2599 | 0.1527 | 0.013 | |
| Aerial Lifts | 2011 | 2011Aerial Lifts500 | 500 | 0.4599 | 7.05257 | 1.71344 | 0.2223 | 0.2045 | 0.0049 | 523.1938 | 0.1527 | 0.013 | |
| Aerial Lifts | 2011 | 2011Aerial Lifts750 | 750 | 0.373 | 4.839 | 1.402 | 0.144 | 0.144 | 0.005 | 568.299 | 0.033 | 0.015 | |
| Aerial Lifts | 2012 | 2012Aerial Lifts15 | 15 | 0.3771 | 4.66755 | 3.41137 | 0.2468 | 0.2271 | 0.0054 | 580.4989 | 0.1698 | 0.015 | |
| Aerial Lifts | 2012 | 2012Aerial Lifts25 | 25 | 0.3771 | 4.66755 | 3.41137 | 0.2468 | 0.2271 | 0.0054 | 580.4989 | 0.1698 | 0.015 | |
| Aerial Lifts | 2012 | 2012Aerial Lifts50 | 50 | 0.3771 | 4.66755 | 3.41137 | 0.2468 | 0.2271 | 0.0054 | 580.4989 | 0.1698 | 0.015 | |
| Aerial Lifts | 2012 | 2012Aerial Lifts120 | 120 | 0.2927 | 4.38748 | 3.28979 | 0.2511 | 0.231 | 0.0049 | 521.9485 | 0.1527 | 0.013 | |
| Aerial Lifts | 2012 | 2012Aerial Lifts500 | 500 | 0.4635 | 7.08141 | 1.72161 | 0.2247 | 0.2067 | 0.0049 | 521.8825 | 0.1527 | 0.013 | |
| Aerial Lifts | 2012 | 2012Aerial Lifts750 | 750 | 0.346 | 4.488 | 1.307 | 0.131 | 0.131 | 0.005 | 568.299 | 0.031 | 0.015 | |
| Aerial Lifts | 2013 | 2013Aerial Lifts15 | 15 | 0.3068 | 4.33199 | 3.29997 | 0.1958 | 0.1801 | 0.0054 | 577.5818 | 0.1698 | 0.015 | |
| Aerial Lifts | 2013 | 2013Aerial Lifts25 | 25 | 0.3068 | 4.33199 | 3.29997 | 0.1958 | 0.1801 | 0.0054 | 577.5818 | 0.1698 | 0.015 | |
| Aerial Lifts | 2013 | 2013Aerial Lifts50 | 50 | 0.3068 | 4.33199 | 3.29997 | 0.1958 | 0.1801 | 0.0054 | 577.5818 | 0.1698 | 0.015 | |
| Aerial Lifts | 2013 | 2013Aerial Lifts120 | 120 | 0.2425 | 3.92887 | 3.25075 | 0.2017 | 0.1856 | 0.0049 | 519.3256 | 0.1527 | 0.013 | |
| Aerial Lifts | 2013 | 2013Aerial Lifts500 | 500 | 0.233 | 4.58384 | 0.97787 | 0.1001 | 0.0921 | 0.0049 | 519.26 | 0.1527 | 0.013 | |
| Aerial Lifts | 2013 | 2013Aerial Lifts750 | 750 | 0.322 | 4.155 | 1.237 | 0.119 | 0.119 | 0.005 | 568.299 | 0.029 | 0.015 | |
| Aerial Lifts | 2014 | 2014Aerial Lifts15 | 15 | 0.2605 | 4.09559 | 3.23337 | 0.1577 | 0.1451 | 0.0054 | 574.6647 | 0.1698 | 0.015 | |
| Aerial Lifts | 2014 | 2014Aerial Lifts25 | 25 | 0.2605 | 4.09559 | 3.23337 | 0.1577 | 0.1451 | 0.0054 | 574.6647 | 0.1698 | 0.015 | |
| Aerial Lifts | 2014 | 2014Aerial Lifts50 | 50 | 0.2605 | 4.09559 | 3.23337 | 0.1577 | 0.1451 | 0.0054 | 574.6647 | 0.1698 | 0.015 | |
| Aerial Lifts | 2014 | 2014Aerial Lifts120 | 120 | 0.2023 | 3.37278 | 3.2195 | 0.1608 | 0.1479 | 0.0049 | 516.7028 | 0.1527 | 0.013 | |
| Aerial Lifts | 2014 | 2014Aerial Lifts500 | 500 | 0.2362 | 4.60231 | 0.98271 | 0.1012 | 0.0931 | 0.0049 | 516.6375 | 0.1527 | 0.013 | |
| Aerial Lifts | 2014 | 2014Aerial Lifts750 | 750 | 0.299 | 3.761 | 1.178 | 0.109 | 0.109 | 0.005 | 568.299 | 0.027 | 0.015 | |
| Aerial Lifts | 2015 | 2015Aerial Lifts15 | 15 | 0.2484 | 3.93284 | 3.23342 | 0.136 | 0.1251 | 0.0054 | 568.8305 | 0.1698 | 0.015 | |
| Aerial Lifts | 2015 | 2015Aerial Lifts25 | 25 | 0.2484 | 3.93284 | 3.23342 | 0.136 | 0.1251 | 0.0054 | 568.8305 | 0.1698 | 0.015 | |
| Aerial Lifts | 2015 | 2015Aerial Lifts50 | 50 | 0.2484 | 3.93284 | 3.23342 | 0.136 | 0.1251 | 0.0054 | 568.8305 | 0.1698 | 0.015 | |
| Aerial Lifts | 2015 | 2015Aerial Lifts120 | 120 | 0.1906 | 3.1134 | 3.21782 | 0.1431 | 0.1316 | 0.0049 | 511.457 | 0.1527 | 0.013 | |
| Aerial Lifts | 2015 | 2015Aerial Lifts500 | 500 | 0.2394 | 4.62077 | 0.98755 | 0.1023 | 0.0941 | 0.0049 | 511.3924 | 0.1527 | 0.013 | |
| Aerial Lifts | 2015 | 2015Aerial Lifts750 | 750 | 0.278 | 3.38 | 1.13 | 0.098 | 0.098 | 0.005 | 568.299 | 0.025 | 0.015 | |
| Aerial Lifts | 2016 | 2016Aerial Lifts15 | 15 | 0.2278 | 3.67571 | 3.19737 | 0.1046 | 0.0963 | 0.0054 | 562.9964 | 0.1698 | 0.014 | |
| Aerial Lifts | 2016 | 2016Aerial Lifts25 | 25 | 0.2278 | 3.67571 | 3.19737 | 0.1046 | 0.0963 | 0.0054 | 562.9964 | 0.1698 | 0.014 | |
| Aerial Lifts | 2016 | 2016Aerial Lifts50 | 50 | 0.2278 | 3.67571 | 3.19737 | 0.1046 | 0.0963 | 0.0054 | 562.9964 | 0.1698 | 0.014 | |
| Aerial Lifts | 2016 | 2016Aerial Lifts120 | 120 | 0.1655 | 2.72218 | 3.20103 | 0.1119 | 0.103 | 0.0049 | 506.2113 | 0.1527 | 0.013 | |
| Aerial Lifts | 2016 | 2016Aerial Lifts500 | 500 | 0.2426 | 4.63924 | 0.99238 | 0.1034 | 0.0952 | 0.0049 | 506.1474 | 0.1527 | 0.013 | |
| Aerial Lifts | 2016 | 2016Aerial Lifts750 | 750 | 0.257 | 3.015 | 1.089 | 0.088 | 0.088 | 0.005 | 568.299 | 0.023 | 0.015 | |
| Aerial Lifts | 2017 | 2017Aerial Lifts15 | 15 | 0.2091 | 3.46956 | 3.16913 | 0.0789 | 0.0726 | 0.0054 | 554.2451 | 0.1698 | 0.014 | |
| Aerial Lifts | 2017 | 2017Aerial Lifts25 | 25 | 0.2091 | 3.46956 | 3.16913 | 0.0789 | 0.0726 | 0.0054 | 554.2451 | 0.1698 | 0.014 | |
| Aerial Lifts | 2017 | 2017Aerial Lifts50 | 50 | 0.2091 | 3.46956 | 3.16913 | 0.0789 | 0.0726 | 0.0054 | 554.2451 | 0.1698 | 0.014 | |
| Aerial Lifts | 2017 | 2017Aerial Lifts120 | 120 | 0.1427 | 2.36368 | 3.18429 | 0.0834 | 0.0768 | 0.0049 | 498.3428 | 0.1527 | 0.013 | |
| Aerial Lifts | 2017 | 2017Aerial Lifts500 | 500 | 0.2457 | 4.6577 | 0.99722 | 0.1046 | 0.0962 | 0.0049 | 498.2798 | 0.1527 | 0.013 | |
| Aerial Lifts | 2017 | 2017Aerial Lifts750 | 750 | 0.239 | 2.68 | 1.059 | 0.079 | 0.079 | 0.005 | 568.299 | 0.021 | 0.015 | |
| Aerial Lifts | 2018 | 2018Aerial Lifts15 | 15 | 0.1817 | 3.2101 | 3.11639 | 0.0542 | 0.0499 | 0.0054 | 545.4939 | 0.1698 | 0.014 | |
| Aerial Lifts | 2018 | 2018Aerial Lifts25 | 25 | 0.1817 | 3.2101 | 3.11639 | 0.0542 | 0.0499 | 0.0054 | 545.4939 | 0.1698 | 0.014 | |
| Aerial Lifts | 2018 | 2018Aerial Lifts50 | 50 | 0.1817 | 3.2101 | 3.11639 | 0.0542 | 0.0499 | 0.0054 | 545.4939 | 0.1698 | 0.014 | |
| Aerial Lifts | 2018 | 2018Aerial Lifts120 | 120 | 0.1219 | 2.0636 | 3.16685 | 0.0571 | 0.0525 | 0.0049 | 490.4742 | 0.1527 | 0.013 | |
| Aerial Lifts | 2018 | 2018Aerial Lifts500 | 500 | 0.0623 | 0.63368 | 0.93655 | 0.0088 | 0.0081 | 0.0049 | 490.4122 | 0.1527 | 0.013 | |
| Aerial Lifts | 2018 | 2018Aerial Lifts750 | 750 | 0.225 | 2.385 | 1.037 | 0.071 | 0.071 | 0.005 | 568.299 | 0.02 | 0.015 | |
| Aerial Lifts | 2019 | 2019Aerial Lifts15 | 15 | 0.1719 | 3.07945 | 3.11451 | 0.0417 | 0.0384 | 0.0054 | 536.7427 | 0.1698 | 0.014 | |
| Aerial Lifts | 2019 | 2019Aerial Lifts25 | 25 | 0.1719 | 3.07945 | 3.11451 | 0.0417 | 0.0384 | 0.0054 | 536.7427 | 0.1698 | 0.014 | |
| Aerial Lifts | 2019 | 2019Aerial Lifts50 | 50 | 0.1719 | 3.07945 | 3.11451 | 0.0417 | 0.0384 | 0.0054 | 536.7427 | 0.1698 | 0.014 | |
| Aerial Lifts | 2019 | 2019Aerial Lifts120 | 120 | 0.1182 | 1.97658 | 3.17254 | 0.0485 | 0.0446 | 0.0049 | 482.6056 | 0.1527 | 0.012 | |
| Aerial Lifts | 2019 | 2019Aerial Lifts500 | 500 | 0.0655 | 0.63586 | 0.94139 | 0.0089 | 0.0082 | 0.0049 | 482.5446 | 0.1527 | 0.012 | |
| Aerial Lifts | 2019 | 2019Aerial Lifts750 | 750 | 0.212 | 2.117 | 1.023 | 0.064 | 0.064 | 0.005 | 568.299 | 0.019 | 0.015 | |
| Aerial Lifts | 2020 | 2020Aerial Lifts15 | 15 | 0.1676 | 2.95486 | 3.09942 | 0.0309 | 0.0284 | 0.0054 | 525.0743 | 0.1698 | 0.013 | |
| Aerial Lifts | 2020 | 2020Aerial Lifts25 | 25 | 0.1676 | 2.95486 | 3.09942 | 0.0309 | 0.0284 | 0.0054 | 525.0743 | 0.1698 | 0.013 | |
| Aerial Lifts | 2020 | 2020Aerial Lifts50 | 50 | 0.1676 | 2.95486 | 3.09942 | 0.0309 | 0.0284 | 0.0054 | 525.0743 | 0.1698 | 0.013 | |
| Aerial Lifts | 2020 | 2020Aerial Lifts120 | 120 | 0.1149 | 1.86859 | 3.1768 | 0.0416 | 0.0382 | 0.0049 | 472.1142 | 0.1527 | 0.012 | |
| Aerial Lifts | 2020 | 2020Aerial Lifts500 | 500 | 0.0688 | 0.63803 | 0.94623 | 0.009 | 0.0083 | 0.0049 | 472.0545 | 0.1527 | 0.012 | |
| Aerial Lifts | 2020 | 2020Aerial Lifts750 | 750 | 0.2 | 1.868 | 1.013 | 0.057 | 0.057 | 0.005 | 568.299 | 0.018 | 0.015 | |
| Aerial Lifts | 2021 | 2021Aerial Lifts15 | 15 | 0.1648 | 2.92238 | 3.11369 | 0.0265 | 0.0244 | 0.0054 | 525.0743 | 0.1698 | 0.013 | |
| Aerial Lifts | 2021 | 2021Aerial Lifts25 | 25 | 0.1648 | 2.92238 | 3.11369 | 0.0265 | 0.0244 | 0.0054 | 525.0743 | 0.1698 | 0.013 | |
| Aerial Lifts | 2021 | 2021Aerial Lifts50 | 50 | 0.1648 | 2.92238 | 3.11369 | 0.0265 | 0.0244 | 0.0054 | 525.0743 | 0.1698 | 0.013 | |
| Aerial Lifts | 2021 | 2021Aerial Lifts120 | 120 | 0.1088 | 1.74368 | 3.17624 | 0.0333 | 0.0306 | 0.0049 | 472.1142 | 0.1527 | 0.012 | |
| Aerial Lifts | 2021 | 2021Aerial Lifts500 | 500 | 0.072 | 0.64021 | 0.95107 | 0.0091 | 0.0083 | 0.0049 | 472.0545 | 0.1527 | 0.012 | |
| Aerial Lifts | 2021 | 2021Aerial Lifts750 | 750 | 0.187 | 1.61 | 1.004 | 0.05 | 0.05 | 0.005 | 568.299 | 0.016 | 0.015 | |
| Aerial Lifts | 2022 | 2022Aerial Lifts15 | 15 | 0.1619 | 2.90676 | 3.11231 | 0.0243 | 0.0223 | 0.0054 | 525.0743 | 0.1698 | 0.013 | |
| Aerial Lifts | 2022 | 2022Aerial Lifts25 | 25 | 0.1619 | 2.90676 | 3.11231 | 0.0243 | 0.0223 | 0.0054 | 525.0743 | 0.1698 | 0.013 | |
| Aerial Lifts | 2022 | 2022Aerial Lifts50 | 50 | 0.1619 | 2.90676 | 3.11231 | 0.0243 | 0.0223 | 0.0054 | 525.0743 | 0.1698 | 0.013 | |
| Aerial Lifts | 2022 | 2022Aerial Lifts120 | 120 | 0.1047 | 1.62659 | 3.17602 | 0.0302 | 0.0278 | 0.0049 | 472.1142 | 0.1527 | 0.012 | |
| Aerial Lifts | 2022 | 2022Aerial Lifts500 | 500 | 0.0753 | 0.64238 | 0.95591 | 0.0092 | 0.0084 | 0.0049 | 472.0545 | 0.1527 | 0.012 | |
| Aerial Lifts | 2022 | 2022Aerial Lifts750 | 750 | 0.177 | 1.424 | 0.998 | 0.044 | 0.044 | 0.005 | 568.299 | 0.016 | 0.015 | |
| Aerial Lifts | 2023 | 2023Aerial Lifts15 | 15 | 0.1626 | 2.89722 | 3.12196 | 0.0231 | 0.0213 | 0.0054 | 525.0743 | 0.1698 | 0.013 | |
| Aerial Lifts | 2023 | 2023Aerial Lifts25 | 25 | 0.1626 | 2.89722 | 3.12196 | 0.0231 | 0.0213 | 0.0054 | 525.0743 | 0.1698 | 0.013 | |
| Aerial Lifts | 2023 | 2023Aerial Lifts50 | 50 | 0.1626 | 2.89722 | 3.12196 | 0.0231 | 0.0213 | 0.0054 | 525.0743 | 0.1698 | 0.013 | |
| Aerial Lifts | 2023 | 2023Aerial Lifts120 | 120 | 0.1005 | 1.5481 | 3.17029 | 0.0267 | 0.0246 | 0.0049 | 472.1142 | 0.1527 | 0.012 | |
| Aerial Lifts | 2023 | 2023Aerial Lifts500 | 500 | 0.0785 | 0.64456 | 0.96074 | 0.0092 | 0.0085 | 0.0049 | 472.0545 | 0.1527 | 0.012 | |
| Aerial Lifts | 2023 | 2023Aerial Lifts750 | 750 | 0.169 | 1.265 | 0.995 | 0.038 | 0.038 | 0.005 | 568.299 | 0.015 | 0.015 | |
| Aerial Lifts | 2024 | 2024Aerial Lifts15 | 15 | 0.1586 | 2.88821 | 3.11285 | 0.0217 | 0.0199 | 0.0054 | 525.0743 | 0.1698 | 0.013 | |
| Aerial Lifts | 2024 | 2024Aerial Lifts25 | 25 | 0.1586 | 2.88821 | 3.11285 | 0.0217 | 0.0199 | 0.0054 | 525.0743 | 0.1698 | 0.013 | |
| Aerial Lifts | 2024 | 2024Aerial Lifts50 | 50 | 0.1586 | 2.88821 | 3.11285 | 0.0217 | 0.0199 | 0.0054 | 525.0743 | 0.1698 | 0.013 | |
| Aerial Lifts | 2024 | 2024Aerial Lifts120 | 120 | 0.1005 | 1.52789 | 3.17255 | 0.0265 | 0.0244 | 0.0049 | 472.1142 | 0.1527 | 0.012 | |
| Aerial Lifts | 2024 | 2024Aerial Lifts500 | 500 | 0.0818 | 0.64674 | 0.96558 | 0.0093 | 0.0086 | 0.0049 | 472.0545 | 0.1527 | 0.012 | |
| Aerial Lifts | 2024 | 2024Aerial Lifts750 | 750 | 0.161 | 1.115 | 0.991 | 0.033 | 0.033 | 0.005 | 568.299 | 0.014 | 0.015 | |
| Aerial Lifts | 2025 | 2025Aerial Lifts15 | 15 | 0.1536 | 2.87882 | 3.08837 | 0.0207 | 0.019 | 0.0054 | 525.0743 | 0.1698 | 0.013 | |
| Aerial Lifts | 2025 | 2025Aerial Lifts25 | 25 | 0.1536 | 2.87882 | 3.08837 | 0.0207 | 0.019 | 0.0054 | 525.0743 | 0.1698 | 0.013 | |
| Aerial Lifts | 2025 | 2025Aerial Lifts50 | 50 | 0.1536 | 2.87882 | 3.08837 | 0.0207 | 0.019 | 0.0054 | 525.0743 | 0.1698 | 0.013 | |
| Aerial Lifts | 2025 | 2025Aerial Lifts120 | 120 | 0.0988 | 1.51077 | 3.16742 | 0.0259 | 0.0238 | 0.0049 | 472.1142 | 0.1527 | 0.012 | |
| Aerial Lifts | 2025 | 2025Aerial Lifts500 | 500 | 0.085 | 0.64891 | 0.97042 | 0.0094 | 0.0087 | 0.0049 | 472.0545 | 0.1527 | 0.012 | |
| Aerial Lifts | 2025 | 2025Aerial Lifts750 | 750 | 0.153 | 0.974 | 0.989 | 0.028 | 0.028 | 0.005 | 568.299 | 0.013 | 0.015 | |
| Aerial Lifts | 2030 | 2030Aerial Lifts15 | 15 | 0.661 | 4.142 | 3.469 | 0.161 | 0.161 | 0.008 | 568.299 | 0.059 | 0.015 | |
| Aerial Lifts | 2030 | 2030Aerial Lifts25 | 25 | 0.685 | 4.332 | 2.339 | 0.162 | 0.162 | 0.007 | 568.299 | 0.061 | 0.015 | |
| Aerial Lifts | 2030 | 2030Aerial Lifts50 | 50 | 0.339 | 3.135 | 3.764 | 0.04 | 0.04 | 0.007 | 568.3 | 0.03 | 0.015 | |
| Aerial Lifts | 2030 | 2030Aerial Lifts120 | 120 | 0.188 | 1.657 | 3.352 | 0.036 | 0.036 | 0.006 | 568.299 | 0.017 | 0.015 | |
| Aerial Lifts | 2030 | 2030Aerial Lifts500 | 500 | 0.126 | 0.479 | 0.986 | 0.016 | 0.016 | 0.005 | 568.299 | 0.011 | 0.015 | |
| Aerial Lifts | 2030 | 2030Aerial Lifts750 | 750 | 0.126 | 0.485 | 0.986 | 0.016 | 0.016 | 0.005 | 568.299 | 0.011 | 0.015 | |

| | | | | | | | | | | | | |
|---|---|---|---|---|---|---|---|---|---|---|---|---|
| Aerial Lifts | 2035 | 2035Aerial Lifts15 | 15 | 0.661 | 4.142 | 3.469 | 0.161 | 0.161 | 0.008 | 568.299 | 0.059 | 0.015 |
| Aerial Lifts | 2035 | 2035Aerial Lifts25 | 25 | 0.685 | 4.332 | 2.339 | 0.161 | 0.161 | 0.007 | 568.299 | 0.061 | 0.015 |
| Aerial Lifts | 2035 | 2035Aerial Lifts50 | 50 | 0.297 | 3.017 | 3.726 | 0.019 | 0.019 | 0.007 | 568.299 | 0.026 | 0.015 |
| Aerial Lifts | 2035 | 2035Aerial Lifts120 | 120 | 0.166 | 1.465 | 3.345 | 0.017 | 0.017 | 0.006 | 568.299 | 0.014 | 0.015 |
| Aerial Lifts | 2035 | 2035Aerial Lifts500 | 500 | 0.116 | 0.33 | 0.986 | 0.011 | 0.011 | 0.005 | 568.299 | 0.01 | 0.015 |
| Aerial Lifts | 2035 | 2035Aerial Lifts750 | 750 | 0.116 | 0.33 | 0.986 | 0.011 | 0.011 | 0.005 | 568.299 | 0.01 | 0.015 |
| Aerial Lifts | 2040 | 2040Aerial Lifts15 | 15 | 0.661 | 4.142 | 3.469 | 0.161 | 0.161 | 0.008 | 568.299 | 0.059 | 0.015 |
| Aerial Lifts | 2040 | 2040Aerial Lifts25 | 25 | 0.685 | 4.332 | 2.339 | 0.161 | 0.161 | 0.007 | 568.299 | 0.061 | 0.015 |
| Aerial Lifts | 2040 | 2040Aerial Lifts50 | 50 | 0.295 | 2.966 | 3.723 | 0.013 | 0.013 | 0.007 | 568.299 | 0.026 | 0.015 |
| Aerial Lifts | 2040 | 2040Aerial Lifts120 | 120 | 0.161 | 1.407 | 3.344 | 0.012 | 0.012 | 0.006 | 568.299 | 0.014 | 0.015 |
| Aerial Lifts | 2040 | 2040Aerial Lifts500 | 500 | 0.112 | 0.279 | 0.986 | 0.009 | 0.009 | 0.005 | 568.299 | 0.01 | 0.015 |
| Aerial Lifts | 2040 | 2040Aerial Lifts750 | 750 | 0.112 | 0.279 | 0.986 | 0.009 | 0.009 | 0.005 | 568.299 | 0.01 | 0.015 |
| Air Compressors | 1990 | 1990Air Compressors15 | 15 | 1.804 | 9.999 | 4.999 | 0.974 | 0.974 | 1.018 | 568.299 | 0.162 | 0.015 |
| Air Compressors | 1990 | 1990Air Compressors25 | 25 | 2.213 | 6.919 | 4.999 | 0.74 | 0.74 | 0.83 | 568.299 | 0.199 | 0.015 |
| Air Compressors | 1990 | 1990Air Compressors50 | 50 | 4.232 | 7.735 | 8.684 | 1.152 | 1.152 | 0.846 | 568.3 | 0.381 | 0.015 |
| Air Compressors | 1990 | 1990Air Compressors120 | 120 | 2.2 | 14.348 | 5.46 | 1.216 | 1.216 | 0.768 | 568.299 | 0.198 | 0.015 |
| Air Compressors | 1990 | 1990Air Compressors175 | 175 | 1.504 | 12.906 | 4.835 | 0.806 | 0.806 | 0.736 | 568.299 | 0.135 | 0.015 |
| Air Compressors | 1990 | 1990Air Compressors250 | 250 | 1.504 | 12.906 | 4.835 | 0.806 | 0.806 | 0.736 | 568.299 | 0.135 | 0.015 |
| Air Compressors | 1990 | 1990Air Compressors500 | 500 | 1.348 | 12.363 | 9.633 | 0.704 | 0.704 | 0.642 | 568.299 | 0.121 | 0.015 |
| Air Compressors | 1990 | 1990Air Compressors750 | 750 | 1.348 | 12.363 | 9.633 | 0.704 | 0.704 | 0.658 | 568.299 | 0.121 | 0.015 |
| Air Compressors | 1990 | 1990Air Compressors1000 | 1000 | 1.344 | 12.363 | 9.633 | 0.699 | 0.699 | 0.658 | 568.3 | 0.121 | 0.015 |
| Air Compressors | 2000 | 2000Air Compressors15 | 15 | 1.723 | 9.08 | 4.875 | 0.747 | 0.747 | 0.079 | 568.299 | 0.155 | 0.015 |
| Air Compressors | 2000 | 2000Air Compressors25 | 25 | 2.095 | 6.405 | 4.783 | 0.569 | 0.569 | 0.065 | 568.299 | 0.189 | 0.015 |
| Air Compressors | 2000 | 2000Air Compressors50 | 50 | 3.963 | 6.902 | 8.261 | 0.851 | 0.851 | 0.066 | 568.299 | 0.357 | 0.015 |
| Air Compressors | 2000 | 2000Air Compressors120 | 120 | 1.771 | 10.276 | 4.544 | 0.835 | 0.835 | 0.06 | 568.3 | 0.159 | 0.015 |
| Air Compressors | 2000 | 2000Air Compressors175 | 175 | 1.185 | 9.332 | 3.7 | 0.494 | 0.494 | 0.057 | 568.299 | 0.106 | 0.015 |
| Air Compressors | 2000 | 2000Air Compressors250 | 250 | 0.994 | 8.985 | 2.949 | 0.406 | 0.406 | 0.057 | 568.299 | 0.089 | 0.015 |
| Air Compressors | 2000 | 2000Air Compressors500 | 500 | 0.908 | 8.611 | 5.008 | 0.36 | 0.36 | 0.05 | 568.299 | 0.082 | 0.015 |
| Air Compressors | 2000 | 2000Air Compressors750 | 750 | 0.908 | 8.611 | 5.008 | 0.36 | 0.36 | 0.051 | 568.299 | 0.082 | 0.015 |
| Air Compressors | 2000 | 2000Air Compressors1000 | 1000 | 1.004 | 9.212 | 5.6 | 0.379 | 0.379 | 0.051 | 568.299 | 0.09 | 0.015 |
| Air Compressors | 2005 | 2005Air Compressors15 | 15 | 1.394 | 7.817 | 4.38 | 0.621 | 0.621 | 0.079 | 568.299 | 0.125 | 0.015 |
| Air Compressors | 2005 | 2005Air Compressors25 | 25 | 1.622 | 6.014 | 3.922 | 0.483 | 0.483 | 0.065 | 568.299 | 0.146 | 0.015 |
| Air Compressors | 2005 | 2005Air Compressors50 | 50 | 3.545 | 6.447 | 7.671 | 0.792 | 0.792 | 0.066 | 568.299 | 0.319 | 0.015 |
| Air Compressors | 2005 | 2005Air Compressors120 | 120 | 1.518 | 8.646 | 4.196 | 0.775 | 0.775 | 0.06 | 568.299 | 0.137 | 0.015 |
| Air Compressors | 2005 | 2005Air Compressors175 | 175 | 0.994 | 7.911 | 3.339 | 0.428 | 0.428 | 0.057 | 568.299 | 0.089 | 0.015 |
| Air Compressors | 2005 | 2005Air Compressors250 | 250 | 0.711 | 7.465 | 1.989 | 0.281 | 0.281 | 0.057 | 568.299 | 0.064 | 0.015 |
| Air Compressors | 2005 | 2005Air Compressors500 | 500 | 0.63 | 6.868 | 2.602 | 0.252 | 0.252 | 0.05 | 568.299 | 0.056 | 0.015 |
| Air Compressors | 2005 | 2005Air Compressors750 | 750 | 0.644 | 7.019 | 2.602 | 0.255 | 0.255 | 0.051 | 568.299 | 0.058 | 0.015 |
| Air Compressors | 2005 | 2005Air Compressors1000 | 1000 | 0.773 | 8.036 | 3.154 | 0.271 | 0.271 | 0.051 | 568.299 | 0.069 | 0.015 |
| Air Compressors | 2010 | 2010Air Compressors15 | 15 | 1.124 | 6.554 | 4.027 | 0.473 | 0.473 | 0.008 | 568.299 | 0.101 | 0.015 |
| Air Compressors | 2010 | 2010Air Compressors25 | 25 | 1.267 | 5.477 | 3.309 | 0.386 | 0.384 | 0.007 | 568.299 | 0.114 | 0.015 |
| Air Compressors | 2010 | 2010Air Compressors50 | 50 | 2.929 | 6.067 | 7.121 | 0.669 | 0.669 | 0.007 | 568.299 | 0.264 | 0.015 |
| Air Compressors | 2010 | 2010Air Compressors120 | 120 | 1.213 | 7.183 | 4.044 | 0.653 | 0.653 | 0.006 | 568.299 | 0.109 | 0.015 |
| Air Compressors | 2010 | 2010Air Compressors175 | 175 | 0.808 | 6.422 | 3.277 | 0.361 | 0.361 | 0.006 | 568.299 | 0.072 | 0.015 |
| Air Compressors | 2010 | 2010Air Compressors250 | 250 | 0.525 | 6.008 | 1.468 | 0.198 | 0.198 | 0.006 | 568.299 | 0.047 | 0.015 |
| Air Compressors | 2010 | 2010Air Compressors500 | 500 | 0.471 | 5.363 | 1.648 | 0.182 | 0.182 | 0.005 | 568.299 | 0.042 | 0.015 |
| Air Compressors | 2010 | 2010Air Compressors750 | 750 | 0.479 | 5.507 | 1.648 | 0.185 | 0.185 | 0.005 | 568.299 | 0.043 | 0.015 |
| Air Compressors | 2010 | 2010Air Compressors1000 | 1000 | 0.601 | 6.994 | 2.147 | 0.209 | 0.209 | 0.005 | 568.299 | 0.054 | 0.015 |
| Air Compressors | 2011 | 2011Air Compressors15 | 15 | 1.067 | 6.283 | 3.952 | 0.441 | 0.441 | 0.008 | 568.299 | 0.096 | 0.015 |
| Air Compressors | 2011 | 2011Air Compressors25 | 25 | 1.192 | 5.36 | 3.179 | 0.361 | 0.361 | 0.007 | 568.299 | 0.107 | 0.015 |
| Air Compressors | 2011 | 2011Air Compressors50 | 50 | 2.741 | 5.972 | 6.919 | 0.636 | 0.636 | 0.007 | 568.299 | 0.247 | 0.015 |
| Air Compressors | 2011 | 2011Air Compressors120 | 120 | 1.14 | 6.805 | 4.005 | 0.626 | 0.626 | 0.006 | 568.299 | 0.102 | 0.015 |
| Air Compressors | 2011 | 2011Air Compressors175 | 175 | 0.765 | 6.065 | 3.264 | 0.347 | 0.347 | 0.006 | 568.299 | 0.069 | 0.015 |
| Air Compressors | 2011 | 2011Air Compressors250 | 250 | 0.485 | 5.603 | 1.372 | 0.177 | 0.177 | 0.006 | 568.299 | 0.043 | 0.015 |
| Air Compressors | 2011 | 2011Air Compressors500 | 500 | 0.438 | 4.981 | 1.497 | 0.165 | 0.165 | 0.005 | 568.299 | 0.039 | 0.015 |
| Air Compressors | 2011 | 2011Air Compressors750 | 750 | 0.445 | 5.123 | 1.497 | 0.167 | 0.167 | 0.005 | 568.299 | 0.04 | 0.015 |
| Air Compressors | 2011 | 2011Air Compressors1000 | 1000 | 0.562 | 6.637 | 1.971 | 0.196 | 0.196 | 0.005 | 568.299 | 0.05 | 0.015 |
| Air Compressors | 2012 | 2012Air Compressors15 | 15 | 1.007 | 5.999 | 3.874 | 0.407 | 0.407 | 0.008 | 568.299 | 0.09 | 0.015 |
| Air Compressors | 2012 | 2012Air Compressors25 | 25 | 1.113 | 5.239 | 3.043 | 0.337 | 0.337 | 0.007 | 568.299 | 0.1 | 0.015 |
| Air Compressors | 2012 | 2012Air Compressors50 | 50 | 2.527 | 5.869 | 6.682 | 0.6 | 0.6 | 0.007 | 568.299 | 0.228 | 0.015 |
| Air Compressors | 2012 | 2012Air Compressors120 | 120 | 1.061 | 6.39 | 3.964 | 0.587 | 0.587 | 0.006 | 568.299 | 0.095 | 0.015 |
| Air Compressors | 2012 | 2012Air Compressors175 | 175 | 0.717 | 5.684 | 3.251 | 0.324 | 0.324 | 0.006 | 568.299 | 0.064 | 0.015 |
| Air Compressors | 2012 | 2012Air Compressors250 | 250 | 0.455 | 5.216 | 1.312 | 0.161 | 0.161 | 0.006 | 568.299 | 0.041 | 0.015 |
| Air Compressors | 2012 | 2012Air Compressors500 | 500 | 0.413 | 4.618 | 1.392 | 0.15 | 0.15 | 0.005 | 568.299 | 0.037 | 0.015 |
| Air Compressors | 2012 | 2012Air Compressors750 | 750 | 0.419 | 4.758 | 1.392 | 0.153 | 0.153 | 0.005 | 568.299 | 0.037 | 0.015 |
| Air Compressors | 2012 | 2012Air Compressors1000 | 1000 | 0.522 | 6.263 | 1.8 | 0.183 | 0.183 | 0.005 | 568.299 | 0.047 | 0.015 |
| Air Compressors | 2013 | 2013Air Compressors15 | 15 | 0.948 | 5.716 | 3.796 | 0.373 | 0.373 | 0.008 | 568.299 | 0.085 | 0.015 |
| Air Compressors | 2013 | 2013Air Compressors25 | 25 | 1.034 | 5.117 | 2.907 | 0.314 | 0.314 | 0.007 | 568.299 | 0.093 | 0.015 |
| Air Compressors | 2013 | 2013Air Compressors50 | 50 | 2.302 | 5.643 | 6.43 | 0.553 | 0.553 | 0.007 | 568.299 | 0.207 | 0.015 |
| Air Compressors | 2013 | 2013Air Compressors120 | 120 | 0.981 | 5.978 | 3.921 | 0.543 | 0.543 | 0.006 | 568.299 | 0.088 | 0.015 |
| Air Compressors | 2013 | 2013Air Compressors175 | 175 | 0.669 | 5.321 | 3.238 | 0.298 | 0.298 | 0.006 | 568.299 | 0.06 | 0.015 |
| Air Compressors | 2013 | 2013Air Compressors250 | 250 | 0.43 | 4.839 | 1.271 | 0.147 | 0.147 | 0.006 | 568.299 | 0.038 | 0.015 |
| Air Compressors | 2013 | 2013Air Compressors500 | 500 | 0.393 | 4.268 | 1.313 | 0.137 | 0.137 | 0.005 | 568.3 | 0.035 | 0.015 |
| Air Compressors | 2013 | 2013Air Compressors750 | 750 | 0.399 | 4.406 | 1.313 | 0.14 | 0.14 | 0.005 | 568.299 | 0.036 | 0.015 |
| Air Compressors | 2013 | 2013Air Compressors1000 | 1000 | 0.482 | 5.883 | 1.639 | 0.17 | 0.17 | 0.005 | 568.299 | 0.043 | 0.015 |
| Air Compressors | 2014 | 2014Air Compressors15 | 15 | 0.891 | 5.445 | 3.723 | 0.341 | 0.341 | 0.008 | 568.3 | 0.08 | 0.015 |
| Air Compressors | 2014 | 2014Air Compressors25 | 25 | 0.96 | 5 | 2.78 | 0.291 | 0.291 | 0.007 | 568.299 | 0.086 | 0.015 |
| Air Compressors | 2014 | 2014Air Compressors50 | 50 | 2.076 | 5.421 | 6.181 | 0.505 | 0.505 | 0.007 | 568.299 | 0.187 | 0.015 |
| Air Compressors | 2014 | 2014Air Compressors120 | 120 | 0.901 | 5.608 | 3.88 | 0.495 | 0.495 | 0.006 | 568.299 | 0.081 | 0.015 |
| Air Compressors | 2014 | 2014Air Compressors175 | 175 | 0.621 | 4.973 | 3.227 | 0.272 | 0.272 | 0.006 | 568.299 | 0.056 | 0.015 |
| Air Compressors | 2014 | 2014Air Compressors250 | 250 | 0.405 | 4.399 | 1.237 | 0.134 | 0.134 | 0.006 | 568.299 | 0.036 | 0.015 |
| Air Compressors | 2014 | 2014Air Compressors500 | 500 | 0.373 | 3.855 | 1.249 | 0.125 | 0.125 | 0.005 | 568.299 | 0.033 | 0.015 |
| Air Compressors | 2014 | 2014Air Compressors750 | 750 | 0.378 | 3.991 | 1.249 | 0.128 | 0.128 | 0.005 | 568.299 | 0.034 | 0.015 |
| Air Compressors | 2014 | 2014Air Compressors1000 | 1000 | 0.445 | 5.512 | 1.493 | 0.157 | 0.157 | 0.005 | 568.3 | 0.04 | 0.015 |
| Air Compressors | 2015 | 2015Air Compressors15 | 15 | 0.84 | 5.196 | 3.658 | 0.311 | 0.311 | 0.008 | 568.299 | 0.075 | 0.015 |
| Air Compressors | 2015 | 2015Air Compressors25 | 25 | 0.894 | 4.89 | 2.666 | 0.27 | 0.27 | 0.007 | 568.299 | 0.08 | 0.015 |
| Air Compressors | 2015 | 2015Air Compressors50 | 50 | 1.868 | 5.223 | 5.968 | 0.459 | 0.459 | 0.007 | 568.299 | 0.168 | 0.015 |
| Air Compressors | 2015 | 2015Air Compressors120 | 120 | 0.821 | 5.19 | 3.84 | 0.446 | 0.446 | 0.006 | 568.299 | 0.074 | 0.015 |
| Air Compressors | 2015 | 2015Air Compressors175 | 175 | 0.571 | 4.504 | 3.218 | 0.245 | 0.245 | 0.006 | 568.299 | 0.051 | 0.015 |
| Air Compressors | 2015 | 2015Air Compressors250 | 250 | 0.381 | 3.967 | 1.207 | 0.121 | 0.121 | 0.006 | 568.299 | 0.034 | 0.015 |
| Air Compressors | 2015 | 2015Air Compressors500 | 500 | 0.354 | 3.455 | 1.198 | 0.113 | 0.113 | 0.005 | 568.3 | 0.032 | 0.015 |
| Air Compressors | 2015 | 2015Air Compressors750 | 750 | 0.358 | 3.586 | 1.198 | 0.116 | 0.116 | 0.005 | 568.299 | 0.032 | 0.015 |
| Air Compressors | 2015 | 2015Air Compressors1000 | 1000 | 0.409 | 5.157 | 1.37 | 0.142 | 0.142 | 0.005 | 568.299 | 0.036 | 0.015 |
| Air Compressors | 2016 | 2016Air Compressors15 | 15 | 0.809 | 5.023 | 3.622 | 0.289 | 0.289 | 0.008 | 568.299 | 0.073 | 0.015 |
| Air Compressors | 2016 | 2016Air Compressors25 | 25 | 0.855 | 4.803 | 2.604 | 0.255 | 0.255 | 0.007 | 568.299 | 0.077 | 0.015 |
| Air Compressors | 2016 | 2016Air Compressors50 | 50 | 1.67 | 5.042 | 5.779 | 0.415 | 0.415 | 0.007 | 568.299 | 0.15 | 0.015 |
| Air Compressors | 2016 | 2016Air Compressors120 | 120 | 0.744 | 4.79 | 3.804 | 0.397 | 0.397 | 0.006 | 568.299 | 0.067 | 0.015 |
| Air Compressors | 2016 | 2016Air Compressors175 | 175 | 0.522 | 4.052 | 3.211 | 0.219 | 0.219 | 0.006 | 568.299 | 0.047 | 0.015 |
| Air Compressors | 2016 | 2016Air Compressors250 | 250 | 0.359 | 3.553 | 1.182 | 0.109 | 0.109 | 0.006 | 568.299 | 0.032 | 0.015 |
| Air Compressors | 2016 | 2016Air Compressors500 | 500 | 0.337 | 3.08 | 1.155 | 0.102 | 0.102 | 0.005 | 568.299 | 0.03 | 0.015 |
| Air Compressors | 2016 | 2016Air Compressors750 | 750 | 0.34 | 3.201 | 1.155 | 0.104 | 0.104 | 0.005 | 568.299 | 0.03 | 0.015 |
| Air Compressors | 2016 | 2016Air Compressors1000 | 1000 | 0.383 | 4.854 | 1.295 | 0.131 | 0.131 | 0.005 | 568.299 | 0.034 | 0.015 |
| Air Compressors | 2017 | 2017Air Compressors15 | 15 | 0.786 | 4.887 | 3.599 | 0.272 | 0.272 | 0.008 | 568.299 | 0.07 | 0.015 |
| Air Compressors | 2017 | 2017Air Compressors25 | 25 | 0.83 | 4.729 | 2.564 | 0.243 | 0.243 | 0.007 | 568.299 | 0.074 | 0.015 |
| Air Compressors | 2017 | 2017Air Compressors50 | 50 | 1.481 | 4.871 | 5.604 | 0.371 | 0.371 | 0.007 | 568.299 | 0.133 | 0.015 |
| Air Compressors | 2017 | 2017Air Compressors120 | 120 | 0.671 | 4.412 | 3.772 | 0.35 | 0.35 | 0.006 | 568.299 | 0.06 | 0.015 |
| Air Compressors | 2017 | 2017Air Compressors175 | 175 | 0.477 | 3.627 | 3.207 | 0.194 | 0.194 | 0.006 | 568.299 | 0.043 | 0.015 |
| Air Compressors | 2017 | 2017Air Compressors250 | 250 | 0.339 | 3.163 | 1.162 | 0.098 | 0.098 | 0.006 | 568.299 | 0.03 | 0.015 |
| Air Compressors | 2017 | 2017Air Compressors500 | 500 | 0.321 | 2.755 | 1.123 | 0.092 | 0.092 | 0.005 | 568.299 | 0.029 | 0.015 |
| Air Compressors | 2017 | 2017Air Compressors750 | 750 | 0.323 | 2.845 | 1.123 | 0.094 | 0.094 | 0.005 | 568.299 | 0.029 | 0.015 |
| Air Compressors | 2017 | 2017Air Compressors1000 | 1000 | 0.362 | 4.583 | 1.246 | 0.121 | 0.121 | 0.005 | 568.299 | 0.032 | 0.015 |
| Air Compressors | 2018 | 2018Air Compressors15 | 15 | 0.766 | 4.762 | 3.58 | 0.256 | 0.256 | 0.008 | 568.299 | 0.069 | 0.015 |
| Air Compressors | 2018 | 2018Air Compressors25 | 25 | 0.807 | 4.661 | 2.531 | 0.232 | 0.232 | 0.007 | 568.3 | 0.072 | 0.015 |
| Air Compressors | 2018 | 2018Air Compressors50 | 50 | 1.3 | 4.707 | 5.439 | 0.329 | 0.329 | 0.007 | 568.299 | 0.117 | 0.015 |
| Air Compressors | 2018 | 2018Air Compressors120 | 120 | 0.603 | 4.05 | 3.744 | 0.306 | 0.304 | 0.006 | 568.3 | 0.054 | 0.015 |
| Air Compressors | 2018 | 2018Air Compressors175 | 175 | 0.435 | 3.228 | 3.205 | 0.17 | 0.17 | 0.006 | 568.299 | 0.039 | 0.015 |
| Air Compressors | 2018 | 2018Air Compressors250 | 250 | 0.321 | 2.797 | 1.146 | 0.087 | 0.087 | 0.006 | 568.3 | 0.029 | 0.015 |
| Air Compressors | 2018 | 2018Air Compressors500 | 500 | 0.307 | 2.465 | 1.101 | 0.083 | 0.083 | 0.005 | 568.299 | 0.027 | 0.015 |
| Air Compressors | 2018 | 2018Air Compressors750 | 750 | 0.309 | 2.533 | 1.101 | 0.084 | 0.084 | 0.005 | 568.299 | 0.027 | 0.015 |
| Air Compressors | 2018 | 2018Air Compressors1000 | 1000 | 0.343 | 4.325 | 1.21 | 0.111 | 0.111 | 0.005 | 568.299 | 0.03 | 0.015 |
| Air Compressors | 2019 | 2019Air Compressors15 | 15 | 0.748 | 4.647 | 3.562 | 0.241 | 0.241 | 0.008 | 568.299 | 0.067 | 0.015 |
| Air Compressors | 2019 | 2019Air Compressors25 | 25 | 0.787 | 4.596 | 2.501 | 0.222 | 0.222 | 0.007 | 568.299 | 0.071 | 0.015 |
| Air Compressors | 2019 | 2019Air Compressors50 | 50 | 1.129 | 4.546 | 5.283 | 0.287 | 0.287 | 0.007 | 568.299 | 0.101 | 0.015 |

| | | | | | | | | | | | | |
|---|---|---|---|---|---|---|---|---|---|---|---|---|
| Air Compressors | 2019 | 2019Air Compressors120 | 120 | 0.538 | 3.706 | 3.718 | 0.26 | 0.26 | 0.005 | 568.299 | 0.048 | 0.015 |
| Air Compressors | 2019 | 2019Air Compressors175 | 175 | 0.401 | 2.874 | 3.204 | 0.15 | 0.15 | 0.006 | 568.299 | 0.036 | 0.015 |
| Air Compressors | 2019 | 2019Air Compressors250 | 250 | 0.304 | 2.469 | 1.132 | 0.078 | 0.078 | 0.006 | 568.299 | 0.027 | 0.015 |
| Air Compressors | 2019 | 2019Air Compressors500 | 500 | 0.293 | 2.193 | 1.086 | 0.075 | 0.075 | 0.005 | 568.299 | 0.026 | 0.015 |
| Air Compressors | 2019 | 2019Air Compressors750 | 750 | 0.294 | 2.247 | 1.086 | 0.076 | 0.076 | 0.005 | 568.299 | 0.026 | 0.015 |
| Air Compressors | 2019 | 2019Air Compressors1000 | 1000 | 0.324 | 4.073 | 1.182 | 0.102 | 0.102 | 0.005 | 568.299 | 0.029 | 0.015 |
| Air Compressors | 2020 | 2020Air Compressors15 | 15 | 0.731 | 4.542 | 3.546 | 0.227 | 0.227 | 0.008 | 568.299 | 0.066 | 0.015 |
| Air Compressors | 2020 | 2020Air Compressors25 | 25 | 0.769 | 4.538 | 2.473 | 0.212 | 0.212 | 0.007 | 568.3 | 0.069 | 0.015 |
| Air Compressors | 2020 | 2020Air Compressors50 | 50 | 1.001 | 4.397 | 5.164 | 0.25 | 0.25 | 0.007 | 568.299 | 0.09 | 0.015 |
| Air Compressors | 2020 | 2020Air Compressors120 | 120 | 0.489 | 3.4 | 3.698 | 0.224 | 0.224 | 0.006 | 568.299 | 0.044 | 0.015 |
| Air Compressors | 2020 | 2020Air Compressors175 | 175 | 0.374 | 2.558 | 3.203 | 0.133 | 0.133 | 0.006 | 568.299 | 0.033 | 0.015 |
| Air Compressors | 2020 | 2020Air Compressors250 | 250 | 0.288 | 2.172 | 1.121 | 0.069 | 0.069 | 0.006 | 568.299 | 0.026 | 0.015 |
| Air Compressors | 2020 | 2020Air Compressors500 | 500 | 0.279 | 1.935 | 1.076 | 0.067 | 0.067 | 0.005 | 568.299 | 0.025 | 0.015 |
| Air Compressors | 2020 | 2020Air Compressors750 | 750 | 0.28 | 1.982 | 1.076 | 0.067 | 0.067 | 0.005 | 568.299 | 0.025 | 0.015 |
| Air Compressors | 2020 | 2020Air Compressors1000 | 1000 | 0.306 | 3.828 | 1.158 | 0.093 | 0.093 | 0.005 | 568.3 | 0.027 | 0.015 |
| Air Compressors | 2021 | 2021Air Compressors15 | 15 | 0.717 | 4.462 | 3.531 | 0.214 | 0.214 | 0.008 | 568.299 | 0.064 | 0.015 |
| Air Compressors | 2021 | 2021Air Compressors25 | 25 | 0.752 | 4.497 | 2.446 | 0.201 | 0.201 | 0.007 | 568.299 | 0.067 | 0.015 |
| Air Compressors | 2021 | 2021Air Compressors50 | 50 | 0.887 | 4.221 | 5.021 | 0.212 | 0.212 | 0.007 | 568.299 | 0.08 | 0.015 |
| Air Compressors | 2021 | 2021Air Compressors120 | 120 | 0.442 | 3.083 | 3.67 | 0.19 | 0.19 | 0.006 | 568.299 | 0.039 | 0.015 |
| Air Compressors | 2021 | 2021Air Compressors175 | 175 | 0.343 | 2.218 | 3.192 | 0.115 | 0.115 | 0.005 | 568.299 | 0.03 | 0.015 |
| Air Compressors | 2021 | 2021Air Compressors250 | 250 | 0.268 | 1.859 | 1.108 | 0.06 | 0.06 | 0.006 | 568.299 | 0.024 | 0.015 |
| Air Compressors | 2021 | 2021Air Compressors500 | 500 | 0.261 | 1.663 | 1.064 | 0.058 | 0.058 | 0.005 | 568.299 | 0.023 | 0.015 |
| Air Compressors | 2021 | 2021Air Compressors750 | 750 | 0.262 | 1.699 | 1.064 | 0.058 | 0.058 | 0.005 | 568.299 | 0.023 | 0.015 |
| Air Compressors | 2021 | 2021Air Compressors1000 | 1000 | 0.284 | 3.565 | 1.134 | 0.082 | 0.082 | 0.005 | 568.3 | 0.025 | 0.015 |
| Air Compressors | 2022 | 2022Air Compressors15 | 15 | 0.707 | 4.408 | 3.519 | 0.203 | 0.203 | 0.008 | 568.299 | 0.063 | 0.015 |
| Air Compressors | 2022 | 2022Air Compressors25 | 25 | 0.739 | 4.47 | 2.426 | 0.193 | 0.193 | 0.007 | 568.299 | 0.066 | 0.015 |
| Air Compressors | 2022 | 2022Air Compressors50 | 50 | 0.814 | 4.093 | 4.959 | 0.183 | 0.183 | 0.007 | 568.299 | 0.073 | 0.015 |
| Air Compressors | 2022 | 2022Air Compressors120 | 120 | 0.413 | 2.844 | 3.662 | 0.165 | 0.165 | 0.006 | 568.299 | 0.037 | 0.015 |
| Air Compressors | 2022 | 2022Air Compressors175 | 175 | 0.322 | 1.959 | 3.194 | 0.101 | 0.101 | 0.006 | 568.299 | 0.029 | 0.015 |
| Air Compressors | 2022 | 2022Air Compressors250 | 250 | 0.255 | 1.617 | 1.102 | 0.052 | 0.052 | 0.006 | 568.3 | 0.023 | 0.015 |
| Air Compressors | 2022 | 2022Air Compressors500 | 500 | 0.249 | 1.472 | 1.059 | 0.051 | 0.051 | 0.005 | 568.299 | 0.022 | 0.015 |
| Air Compressors | 2022 | 2022Air Compressors750 | 750 | 0.25 | 1.502 | 1.059 | 0.051 | 0.051 | 0.005 | 568.299 | 0.022 | 0.015 |
| Air Compressors | 2022 | 2022Air Compressors1000 | 1000 | 0.269 | 3.378 | 1.117 | 0.075 | 0.075 | 0.005 | 568.3 | 0.024 | 0.015 |
| Air Compressors | 2023 | 2023Air Compressors15 | 15 | 0.698 | 4.359 | 3.508 | 0.194 | 0.194 | 0.008 | 568.299 | 0.063 | 0.015 |
| Air Compressors | 2023 | 2023Air Compressors25 | 25 | 0.728 | 4.447 | 2.407 | 0.186 | 0.186 | 0.007 | 568.299 | 0.065 | 0.015 |
| Air Compressors | 2023 | 2023Air Compressors50 | 50 | 0.753 | 3.975 | 4.933 | 0.156 | 0.156 | 0.007 | 568.299 | 0.062 | 0.015 |
| Air Compressors | 2023 | 2023Air Compressors120 | 120 | 0.387 | 2.631 | 3.657 | 0.143 | 0.143 | 0.006 | 568.299 | 0.034 | 0.015 |
| Air Compressors | 2023 | 2023Air Compressors175 | 175 | 0.303 | 1.748 | 3.197 | 0.089 | 0.089 | 0.006 | 568.299 | 0.027 | 0.015 |
| Air Compressors | 2023 | 2023Air Compressors250 | 250 | 0.243 | 1.42 | 1.099 | 0.045 | 0.045 | 0.006 | 568.299 | 0.021 | 0.015 |
| Air Compressors | 2023 | 2023Air Compressors500 | 500 | 0.238 | 1.305 | 1.055 | 0.044 | 0.044 | 0.005 | 568.299 | 0.021 | 0.015 |
| Air Compressors | 2023 | 2023Air Compressors750 | 750 | 0.239 | 1.331 | 1.055 | 0.044 | 0.044 | 0.005 | 568.299 | 0.021 | 0.015 |
| Air Compressors | 2023 | 2023Air Compressors1000 | 1000 | 0.256 | 3.221 | 1.102 | 0.068 | 0.068 | 0.005 | 568.299 | 0.023 | 0.015 |
| Air Compressors | 2024 | 2024Air Compressors15 | 15 | 0.69 | 4.316 | 3.499 | 0.188 | 0.188 | 0.008 | 568.3 | 0.062 | 0.015 |
| Air Compressors | 2024 | 2024Air Compressors25 | 25 | 0.718 | 4.426 | 2.39 | 0.181 | 0.181 | 0.007 | 568.3 | 0.064 | 0.015 |
| Air Compressors | 2024 | 2024Air Compressors50 | 50 | 0.702 | 3.864 | 4.88 | 0.135 | 0.135 | 0.007 | 568.299 | 0.063 | 0.015 |
| Air Compressors | 2024 | 2024Air Compressors120 | 120 | 0.365 | 2.461 | 3.655 | 0.123 | 0.123 | 0.006 | 568.299 | 0.032 | 0.015 |
| Air Compressors | 2024 | 2024Air Compressors175 | 175 | 0.286 | 1.561 | 3.202 | 0.077 | 0.077 | 0.006 | 568.299 | 0.025 | 0.015 |
| Air Compressors | 2024 | 2024Air Compressors250 | 250 | 0.232 | 1.247 | 1.096 | 0.039 | 0.039 | 0.006 | 568.299 | 0.02 | 0.015 |
| Air Compressors | 2024 | 2024Air Compressors500 | 500 | 0.228 | 1.148 | 1.053 | 0.038 | 0.038 | 0.005 | 568.299 | 0.02 | 0.015 |
| Air Compressors | 2024 | 2024Air Compressors750 | 750 | 0.228 | 1.171 | 1.053 | 0.038 | 0.038 | 0.005 | 568.299 | 0.02 | 0.015 |
| Air Compressors | 2024 | 2024Air Compressors1000 | 1000 | 0.243 | 3.082 | 1.09 | 0.061 | 0.061 | 0.005 | 568.299 | 0.021 | 0.015 |
| Air Compressors | 2025 | 2025Air Compressors15 | 15 | 0.683 | 4.278 | 3.491 | 0.183 | 0.183 | 0.008 | 568.3 | 0.061 | 0.015 |
| Air Compressors | 2025 | 2025Air Compressors25 | 25 | 0.709 | 4.407 | 2.376 | 0.177 | 0.177 | 0.007 | 568.299 | 0.064 | 0.015 |
| Air Compressors | 2025 | 2025Air Compressors50 | 50 | 0.659 | 3.755 | 4.851 | 0.116 | 0.116 | 0.007 | 568.299 | 0.059 | 0.015 |
| Air Compressors | 2025 | 2025Air Compressors120 | 120 | 0.345 | 2.313 | 3.653 | 0.104 | 0.104 | 0.006 | 568.299 | 0.031 | 0.015 |
| Air Compressors | 2025 | 2025Air Compressors175 | 175 | 0.269 | 1.383 | 3.205 | 0.065 | 0.065 | 0.006 | 568.299 | 0.024 | 0.015 |
| Air Compressors | 2025 | 2025Air Compressors250 | 250 | 0.22 | 1.086 | 1.094 | 0.033 | 0.033 | 0.006 | 568.299 | 0.019 | 0.015 |
| Air Compressors | 2025 | 2025Air Compressors500 | 500 | 0.217 | 1.001 | 1.051 | 0.032 | 0.032 | 0.005 | 568.299 | 0.019 | 0.015 |
| Air Compressors | 2025 | 2025Air Compressors750 | 750 | 0.217 | 1.021 | 1.051 | 0.032 | 0.032 | 0.005 | 568.299 | 0.019 | 0.015 |
| Air Compressors | 2025 | 2025Air Compressors1000 | 1000 | 0.231 | 2.954 | 1.079 | 0.055 | 0.055 | 0.005 | 568.299 | 0.02 | 0.015 |
| Air Compressors | 2030 | 2030Air Compressors15 | 15 | 0.663 | 4.164 | 3.47 | 0.166 | 0.166 | 0.008 | 568.299 | 0.059 | 0.015 |
| Air Compressors | 2030 | 2030Air Compressors25 | 25 | 0.687 | 4.347 | 2.34 | 0.165 | 0.165 | 0.007 | 568.299 | 0.061 | 0.015 |
| Air Compressors | 2030 | 2030Air Compressors50 | 50 | 0.506 | 3.34 | 4.712 | 0.045 | 0.046 | 0.007 | 568.299 | 0.045 | 0.015 |
| Air Compressors | 2030 | 2030Air Compressors120 | 120 | 0.264 | 1.729 | 3.63 | 0.041 | 0.041 | 0.006 | 568.299 | 0.023 | 0.015 |
| Air Compressors | 2030 | 2030Air Compressors175 | 175 | 0.193 | 0.633 | 3.205 | 0.027 | 0.027 | 0.006 | 568.299 | 0.017 | 0.015 |
| Air Compressors | 2030 | 2030Air Compressors250 | 250 | 0.179 | 0.529 | 1.092 | 0.018 | 0.018 | 0.006 | 568.299 | 0.016 | 0.015 |
| Air Compressors | 2030 | 2030Air Compressors500 | 500 | 0.178 | 0.499 | 1.048 | 0.017 | 0.017 | 0.005 | 568.299 | 0.016 | 0.015 |
| Air Compressors | 2030 | 2030Air Compressors750 | 750 | 0.178 | 0.505 | 1.048 | 0.017 | 0.017 | 0.005 | 568.3 | 0.016 | 0.015 |
| Air Compressors | 2030 | 2030Air Compressors1000 | 1000 | 0.182 | 2.6 | 1.049 | 0.033 | 0.033 | 0.005 | 568.299 | 0.016 | 0.015 |
| Air Compressors | 2035 | 2035Air Compressors15 | 15 | 0.661 | 4.143 | 3.469 | 0.162 | 0.162 | 0.008 | 568.3 | 0.059 | 0.015 |
| Air Compressors | 2035 | 2035Air Compressors25 | 25 | 0.685 | 4.332 | 2.339 | 0.162 | 0.162 | 0.007 | 568.299 | 0.061 | 0.015 |
| Air Compressors | 2035 | 2035Air Compressors50 | 50 | 0.463 | 3.215 | 4.674 | 0.023 | 0.023 | 0.007 | 568.299 | 0.041 | 0.015 |
| Air Compressors | 2035 | 2035Air Compressors120 | 120 | 0.238 | 1.53 | 3.623 | 0.02 | 0.02 | 0.006 | 568.299 | 0.021 | 0.015 |
| Air Compressors | 2035 | 2035Air Compressors175 | 175 | 0.17 | 0.391 | 3.205 | 0.015 | 0.015 | 0.006 | 568.3 | 0.015 | 0.015 |
| Air Compressors | 2035 | 2035Air Compressors250 | 250 | 0.166 | 0.347 | 1.091 | 0.012 | 0.012 | 0.006 | 568.299 | 0.014 | 0.015 |
| Air Compressors | 2035 | 2035Air Compressors500 | 500 | 0.166 | 0.343 | 1.048 | 0.012 | 0.012 | 0.005 | 568.299 | 0.014 | 0.015 |
| Air Compressors | 2035 | 2035Air Compressors750 | 750 | 0.166 | 0.344 | 1.048 | 0.012 | 0.012 | 0.005 | 568.299 | 0.014 | 0.015 |
| Air Compressors | 2035 | 2035Air Compressors1000 | 1000 | 0.167 | 2.473 | 1.048 | 0.026 | 0.026 | 0.005 | 568.299 | 0.015 | 0.015 |
| Air Compressors | 2040 | 2040Air Compressors15 | 15 | 0.661 | 4.142 | 3.469 | 0.161 | 0.161 | 0.008 | 568.299 | 0.059 | 0.015 |
| Air Compressors | 2040 | 2040Air Compressors25 | 25 | 0.685 | 4.332 | 2.339 | 0.161 | 0.161 | 0.007 | 568.3 | 0.061 | 0.015 |
| Air Compressors | 2040 | 2040Air Compressors50 | 50 | 0.458 | 3.159 | 4.659 | 0.016 | 0.016 | 0.007 | 568.3 | 0.041 | 0.015 |
| Air Compressors | 2040 | 2040Air Compressors120 | 120 | 0.232 | 1.468 | 3.619 | 0.015 | 0.015 | 0.006 | 568.299 | 0.02 | 0.015 |
| Air Compressors | 2040 | 2040Air Compressors175 | 175 | 0.161 | 0.307 | 3.201 | 0.012 | 0.012 | 0.006 | 568.299 | 0.014 | 0.015 |
| Air Compressors | 2040 | 2040Air Compressors250 | 250 | 0.16 | 0.291 | 1.09 | 0.01 | 0.01 | 0.006 | 568.299 | 0.014 | 0.015 |
| Air Compressors | 2040 | 2040Air Compressors500 | 500 | 0.16 | 0.291 | 1.047 | 0.01 | 0.01 | 0.005 | 568.3 | 0.014 | 0.015 |
| Air Compressors | 2040 | 2040Air Compressors750 | 750 | 0.16 | 0.291 | 1.047 | 0.01 | 0.01 | 0.005 | 568.299 | 0.014 | 0.015 |
| Air Compressors | 2040 | 2040Air Compressors1000 | 1000 | 0.16 | 2.439 | 1.047 | 0.023 | 0.023 | 0.005 | 568.299 | 0.014 | 0.015 |
| Bore/Drill Rigs | 1990 | 1990Bore/Drill Rigs15 | 15 | 1.804 | 9.999 | 4.999 | 0.975 | 0.975 | 1.049 | 568.299 | 0.162 | 0.015 |
| Bore/Drill Rigs | 1990 | 1990Bore/Drill Rigs25 | 25 | 2.213 | 6.919 | 4.999 | 0.741 | 0.741 | 0.855 | 568.299 | 0.199 | 0.015 |
| Bore/Drill Rigs | 1990 | 1990Bore/Drill Rigs50 | 50 | 4.124 | 7.685 | 8.505 | 1.134 | 1.134 | 0.871 | 568.299 | 0.372 | 0.015 |
| Bore/Drill Rigs | 1990 | 1990Bore/Drill Rigs120 | 120 | 2.09 | 13.647 | 5.23 | 1.172 | 1.172 | 0.791 | 568.299 | 0.188 | 0.015 |
| Bore/Drill Rigs | 1990 | 1990Bore/Drill Rigs175 | 175 | 1.417 | 12.365 | 4.578 | 0.749 | 0.749 | 0.758 | 568.299 | 0.127 | 0.015 |
| Bore/Drill Rigs | 1990 | 1990Bore/Drill Rigs250 | 250 | 1.417 | 12.365 | 4.578 | 0.749 | 0.749 | 0.758 | 568.299 | 0.127 | 0.015 |
| Bore/Drill Rigs | 1990 | 1990Bore/Drill Rigs500 | 500 | 1.278 | 11.861 | 8.788 | 0.658 | 0.658 | 0.662 | 568.299 | 0.115 | 0.015 |
| Bore/Drill Rigs | 1990 | 1990Bore/Drill Rigs750 | 750 | 1.278 | 11.861 | 8.788 | 0.67 | 0.67 | 1.018 | 568.3 | 0.115 | 0.015 |
| Bore/Drill Rigs | 1990 | 1990Bore/Drill Rigs1000 | 1000 | 1.267 | 11.861 | 8.788 | 0.656 | 0.656 | 1.018 | 568.3 | 0.114 | 0.015 |
| Bore/Drill Rigs | 2000 | 2000Bore/Drill Rigs15 | 15 | 1.475 | 8.242 | 4.49 | 0.676 | 0.676 | 0.079 | 568.299 | 0.133 | 0.015 |
| Bore/Drill Rigs | 2000 | 2000Bore/Drill Rigs25 | 25 | 1.958 | 6.358 | 4.53 | 0.563 | 0.563 | 0.065 | 568.299 | 0.176 | 0.015 |
| Bore/Drill Rigs | 2000 | 2000Bore/Drill Rigs50 | 50 | 3.295 | 6.48 | 7.058 | 0.748 | 0.748 | 0.066 | 568.299 | 0.297 | 0.015 |
| Bore/Drill Rigs | 2000 | 2000Bore/Drill Rigs120 | 120 | 1.461 | 8.27 | 3.947 | 0.726 | 0.726 | 0.06 | 568.299 | 0.131 | 0.015 |
| Bore/Drill Rigs | 2000 | 2000Bore/Drill Rigs175 | 175 | 1.002 | 7.789 | 3.062 | 0.405 | 0.405 | 0.057 | 568.3 | 0.09 | 0.015 |
| Bore/Drill Rigs | 2000 | 2000Bore/Drill Rigs250 | 250 | 0.649 | 7.203 | 1.698 | 0.238 | 0.238 | 0.057 | 568.3 | 0.058 | 0.015 |
| Bore/Drill Rigs | 2000 | 2000Bore/Drill Rigs500 | 500 | 0.616 | 6.993 | 1.728 | 0.224 | 0.224 | 0.05 | 568.299 | 0.055 | 0.015 |
| Bore/Drill Rigs | 2000 | 2000Bore/Drill Rigs750 | 750 | 0.616 | 6.993 | 1.728 | 0.224 | 0.224 | 0.052 | 568.299 | 0.055 | 0.015 |
| Bore/Drill Rigs | 2000 | 2000Bore/Drill Rigs1000 | 1000 | 0.808 | 8.005 | 2.73 | 0.282 | 0.282 | 0.052 | 568.299 | 0.072 | 0.015 |
| Bore/Drill Rigs | 2005 | 2005Bore/Drill Rigs15 | 15 | 0.766 | 5.228 | 3.469 | 0.361 | 0.361 | 0.079 | 568.299 | 0.069 | 0.015 |
| Bore/Drill Rigs | 2005 | 2005Bore/Drill Rigs25 | 25 | 0.919 | 5.412 | 2.642 | 0.347 | 0.347 | 0.065 | 568.299 | 0.082 | 0.015 |
| Bore/Drill Rigs | 2005 | 2005Bore/Drill Rigs50 | 50 | 2.431 | 5.697 | 5.897 | 0.625 | 0.625 | 0.066 | 568.299 | 0.219 | 0.015 |
| Bore/Drill Rigs | 2005 | 2005Bore/Drill Rigs120 | 120 | 1.179 | 6.895 | 3.812 | 0.64 | 0.64 | 0.06 | 568.3 | 0.106 | 0.015 |
| Bore/Drill Rigs | 2005 | 2005Bore/Drill Rigs175 | 175 | 0.725 | 6.246 | 3.035 | 0.328 | 0.328 | 0.057 | 568.299 | 0.065 | 0.015 |
| Bore/Drill Rigs | 2005 | 2005Bore/Drill Rigs250 | 250 | 0.395 | 5.8 | 1.094 | 0.145 | 0.145 | 0.057 | 568.299 | 0.035 | 0.015 |
| Bore/Drill Rigs | 2005 | 2005Bore/Drill Rigs500 | 500 | 0.332 | 5.051 | 1.068 | 0.133 | 0.133 | 0.05 | 568.299 | 0.029 | 0.015 |
| Bore/Drill Rigs | 2005 | 2005Bore/Drill Rigs750 | 750 | 0.354 | 5.347 | 1.068 | 0.138 | 0.138 | 0.052 | 568.299 | 0.032 | 0.015 |
| Bore/Drill Rigs | 2005 | 2005Bore/Drill Rigs1000 | 1000 | 0.535 | 6.8 | 1.427 | 0.183 | 0.183 | 0.052 | 568.299 | 0.048 | 0.015 |
| Bore/Drill Rigs | 2010 | 2010Bore/Drill Rigs15 | 15 | 0.8843 | 5.42137 | 4.58435 | 0.4064 | 0.3739 | 0.0056 | 604.3903 | 0.1759 | 0.015 |
| Bore/Drill Rigs | 2010 | 2010Bore/Drill Rigs25 | 25 | 0.8843 | 5.42137 | 4.58435 | 0.4064 | 0.3739 | 0.0056 | 604.3903 | 0.1759 | 0.015 |
| Bore/Drill Rigs | 2010 | 2010Bore/Drill Rigs50 | 50 | 0.8843 | 5.42137 | 4.58435 | 0.4064 | 0.3739 | 0.0056 | 604.3903 | 0.1759 | 0.015 |
| Bore/Drill Rigs | 2010 | 2010Bore/Drill Rigs120 | 120 | 0.379 | 4.84273 | 3.31487 | 0.3132 | 0.2881 | 0.0047 | 505.1218 | 0.147 | 0.013 |
| Bore/Drill Rigs | 2010 | 2010Bore/Drill Rigs175 | 175 | 0.3537 | 4.77962 | 3.03422 | 0.2313 | 0.2128 | 0.005 | 533.3654 | 0.1553 | 0.014 |
| Bore/Drill Rigs | 2010 | 2010Bore/Drill Rigs250 | 250 | 0.2533 | 4.60173 | 1.2308 | 0.1386 | 0.1275 | 0.0049 | 525.165 | 0.1529 | 0.013 |
| Bore/Drill Rigs | 2010 | 2010Bore/Drill Rigs500 | 500 | 0.2276 | 3.90774 | 1.39755 | 0.1306 | 0.1201 | 0.0048 | 517.3193 | 0.1505 | 0.013 |
| Bore/Drill Rigs | 2010 | 2010Bore/Drill Rigs750 | 750 | 0.1673 | 3.03556 | 1.08296 | 0.1076 | 0.099 | 0.005 | 533.5969 | 0.1553 | 0.014 |
| Bore/Drill Rigs | 2010 | 2010Bore/Drill Rigs1000 | 1000 | 0.1594 | 4.32965 | 0.96001 | 0.0985 | 0.0906 | 0.0049 | 524.3394 | 0.1526 | 0.013 |

| | | | | | | | | | | | | |
|---|---|---|---|---|---|---|---|---|---|---|---|---|
| Bore/Drill Rigs | 2011 | 2011Bore/Drill Rigs15 | 15 | 0.8565 | 5.41672 | 4.60411 | 0.4003 | 0.3683 | 0.0056 | 602.9382 | 0.1759 | 0.015 |
| Bore/Drill Rigs | 2011 | 2011Bore/Drill Rigs25 | 25 | 0.8565 | 5.41672 | 4.60411 | 0.4003 | 0.3683 | 0.0056 | 602.9382 | 0.1759 | 0.015 |
| Bore/Drill Rigs | 2011 | 2011Bore/Drill Rigs50 | 50 | 0.8565 | 5.41672 | 4.60411 | 0.4003 | 0.3683 | 0.0056 | 602.9382 | 0.1759 | 0.015 |
| Bore/Drill Rigs | 2011 | 2011Bore/Drill Rigs120 | 120 | 0.3656 | 4.72727 | 3.32121 | 0.3033 | 0.2791 | 0.0047 | 504.2171 | 0.1471 | 0.013 |
| Bore/Drill Rigs | 2011 | 2011Bore/Drill Rigs175 | 175 | 0.3396 | 4.59259 | 3.03462 | 0.2191 | 0.2016 | 0.005 | 531.8097 | 0.1552 | 0.014 |
| Bore/Drill Rigs | 2011 | 2011Bore/Drill Rigs250 | 250 | 0.2437 | 4.34748 | 1.21102 | 0.1323 | 0.1217 | 0.0049 | 522.3643 | 0.1524 | 0.013 |
| Bore/Drill Rigs | 2011 | 2011Bore/Drill Rigs500 | 500 | 0.2222 | 3.72448 | 1.36917 | 0.1251 | 0.1151 | 0.0048 | 512.0559 | 0.1494 | 0.013 |
| Bore/Drill Rigs | 2011 | 2011Bore/Drill Rigs750 | 750 | 0.1642 | 2.89424 | 1.06361 | 0.098 | 0.0901 | 0.005 | 532.4717 | 0.1554 | 0.014 |
| Bore/Drill Rigs | 2011 | 2011Bore/Drill Rigs1000 | 1000 | 0.1687 | 4.35634 | 0.96855 | 0.1008 | 0.0927 | 0.0049 | 523.0129 | 0.1526 | 0.013 |
| Bore/Drill Rigs | 2012 | 2012Bore/Drill Rigs15 | 15 | 0.877 | 5.45218 | 4.70758 | 0.4064 | 0.3738 | 0.0056 | 601.7336 | 0.176 | 0.015 |
| Bore/Drill Rigs | 2012 | 2012Bore/Drill Rigs25 | 25 | 0.877 | 5.45218 | 4.70758 | 0.4064 | 0.3738 | 0.0056 | 601.7336 | 0.176 | 0.015 |
| Bore/Drill Rigs | 2012 | 2012Bore/Drill Rigs50 | 50 | 0.877 | 5.45218 | 4.70758 | 0.4064 | 0.3738 | 0.0056 | 601.7336 | 0.176 | 0.015 |
| Bore/Drill Rigs | 2012 | 2012Bore/Drill Rigs120 | 120 | 0.3695 | 4.70854 | 3.34211 | 0.3017 | 0.2775 | 0.0047 | 508.4212 | 0.1473 | 0.013 |
| Bore/Drill Rigs | 2012 | 2012Bore/Drill Rigs175 | 175 | 0.3374 | 4.52801 | 3.05178 | 0.2153 | 0.1981 | 0.005 | 531.6414 | 0.1555 | 0.014 |
| Bore/Drill Rigs | 2012 | 2012Bore/Drill Rigs250 | 250 | 0.2513 | 4.31574 | 1.23628 | 0.1335 | 0.1228 | 0.0049 | 520.9621 | 0.1524 | 0.013 |
| Bore/Drill Rigs | 2012 | 2012Bore/Drill Rigs500 | 500 | 0.2281 | 3.71268 | 1.3973 | 0.1245 | 0.1145 | 0.0048 | 511.0099 | 0.1495 | 0.013 |
| Bore/Drill Rigs | 2012 | 2012Bore/Drill Rigs750 | 750 | 0.1646 | 2.78397 | 1.06675 | 0.0938 | 0.0863 | 0.005 | 530.0759 | 0.1551 | 0.014 |
| Bore/Drill Rigs | 2012 | 2012Bore/Drill Rigs1000 | 1000 | 0.1768 | 4.3794 | 0.976 | 0.1027 | 0.0945 | 0.0049 | 521.6821 | 0.1526 | 0.013 |
| Bore/Drill Rigs | 2013 | 2013Bore/Drill Rigs15 | 15 | 0.8564 | 5.44353 | 4.71588 | 0.3981 | 0.3662 | 0.0056 | 598.6307 | 0.176 | 0.015 |
| Bore/Drill Rigs | 2013 | 2013Bore/Drill Rigs25 | 25 | 0.8564 | 5.44353 | 4.71588 | 0.3981 | 0.3662 | 0.0056 | 598.6307 | 0.176 | 0.015 |
| Bore/Drill Rigs | 2013 | 2013Bore/Drill Rigs50 | 50 | 0.8564 | 5.44353 | 4.71588 | 0.3981 | 0.3662 | 0.0056 | 598.6307 | 0.176 | 0.015 |
| Bore/Drill Rigs | 2013 | 2013Bore/Drill Rigs120 | 120 | 0.3507 | 4.52552 | 3.33685 | 0.2788 | 0.2565 | 0.0047 | 501.3795 | 0.1474 | 0.013 |
| Bore/Drill Rigs | 2013 | 2013Bore/Drill Rigs175 | 175 | 0.3197 | 4.3027 | 3.04123 | 0.1988 | 0.1829 | 0.005 | 527.5089 | 0.1551 | 0.014 |
| Bore/Drill Rigs | 2013 | 2013Bore/Drill Rigs250 | 250 | 0.2405 | 4.0183 | 1.21872 | 0.1236 | 0.1137 | 0.0049 | 517.8225 | 0.1522 | 0.013 |
| Bore/Drill Rigs | 2013 | 2013Bore/Drill Rigs500 | 500 | 0.2189 | 3.49492 | 1.35236 | 0.1149 | 0.1057 | 0.0048 | 507.7707 | 0.1493 | 0.013 |
| Bore/Drill Rigs | 2013 | 2013Bore/Drill Rigs750 | 750 | 0.1618 | 2.57636 | 1.07935 | 0.0878 | 0.0807 | 0.005 | 527.7286 | 0.1552 | 0.014 |
| Bore/Drill Rigs | 2013 | 2013Bore/Drill Rigs1000 | 1000 | 0.1347 | 3.46658 | 0.96188 | 0.082 | 0.0754 | 0.0049 | 519.8525 | 0.1528 | 0.013 |
| Bore/Drill Rigs | 2014 | 2014Bore/Drill Rigs15 | 15 | 0.834 | 5.33236 | 4.69064 | 0.3818 | 0.3513 | 0.0056 | 591.4418 | 0.1748 | 0.015 |
| Bore/Drill Rigs | 2014 | 2014Bore/Drill Rigs25 | 25 | 0.834 | 5.33236 | 4.69064 | 0.3818 | 0.3513 | 0.0056 | 591.4418 | 0.1748 | 0.015 |
| Bore/Drill Rigs | 2014 | 2014Bore/Drill Rigs50 | 50 | 0.834 | 5.33236 | 4.69064 | 0.3818 | 0.3513 | 0.0056 | 591.4418 | 0.1748 | 0.015 |
| Bore/Drill Rigs | 2014 | 2014Bore/Drill Rigs120 | 120 | 0.3189 | 4.19515 | 3.32686 | 0.2491 | 0.2292 | 0.0047 | 501.365 | 0.1482 | 0.013 |
| Bore/Drill Rigs | 2014 | 2014Bore/Drill Rigs175 | 175 | 0.3079 | 4.06571 | 3.04026 | 0.186 | 0.1711 | 0.0049 | 524.0522 | 0.1549 | 0.013 |
| Bore/Drill Rigs | 2014 | 2014Bore/Drill Rigs250 | 250 | 0.2173 | 3.52453 | 1.17442 | 0.1049 | 0.0965 | 0.0048 | 512.3362 | 0.1514 | 0.013 |
| Bore/Drill Rigs | 2014 | 2014Bore/Drill Rigs500 | 500 | 0.2018 | 3.18617 | 1.239 | 0.1009 | 0.0929 | 0.0048 | 506.1536 | 0.1496 | 0.013 |
| Bore/Drill Rigs | 2014 | 2014Bore/Drill Rigs750 | 750 | 0.1569 | 2.37324 | 1.08678 | 0.0805 | 0.074 | 0.005 | 525.2397 | 0.1552 | 0.013 |
| Bore/Drill Rigs | 2014 | 2014Bore/Drill Rigs1000 | 1000 | 0.105 | 2.98435 | 0.95104 | 0.0583 | 0.0536 | 0.0049 | 516.5998 | 0.1527 | 0.013 |
| Bore/Drill Rigs | 2015 | 2015Bore/Drill Rigs15 | 15 | 0.847 | 5.30345 | 4.73461 | 0.3792 | 0.3489 | 0.0056 | 585.1707 | 0.1747 | 0.015 |
| Bore/Drill Rigs | 2015 | 2015Bore/Drill Rigs25 | 25 | 0.847 | 5.30345 | 4.73461 | 0.3792 | 0.3489 | 0.0056 | 585.1707 | 0.1747 | 0.015 |
| Bore/Drill Rigs | 2015 | 2015Bore/Drill Rigs50 | 50 | 0.847 | 5.30345 | 4.73461 | 0.3792 | 0.3489 | 0.0056 | 585.1707 | 0.1747 | 0.015 |
| Bore/Drill Rigs | 2015 | 2015Bore/Drill Rigs120 | 120 | 0.3181 | 4.02775 | 3.3349 | 0.2393 | 0.2201 | 0.0047 | 496.9494 | 0.1484 | 0.013 |
| Bore/Drill Rigs | 2015 | 2015Bore/Drill Rigs175 | 175 | 0.3021 | 3.90422 | 3.03526 | 0.1756 | 0.1615 | 0.0049 | 517.2068 | 0.1544 | 0.013 |
| Bore/Drill Rigs | 2015 | 2015Bore/Drill Rigs250 | 250 | 0.2133 | 3.3245 | 1.17834 | 0.0996 | 0.0916 | 0.0048 | 506.5047 | 0.1512 | 0.013 |
| Bore/Drill Rigs | 2015 | 2015Bore/Drill Rigs500 | 500 | 0.1992 | 3.00307 | 1.25564 | 0.0959 | 0.0882 | 0.0048 | 499.9023 | 0.1492 | 0.013 |
| Bore/Drill Rigs | 2015 | 2015Bore/Drill Rigs750 | 750 | 0.1618 | 2.37558 | 1.10541 | 0.0807 | 0.0743 | 0.005 | 520.4733 | 0.1554 | 0.013 |
| Bore/Drill Rigs | 2015 | 2015Bore/Drill Rigs1000 | 1000 | 0.1093 | 2.99386 | 0.95583 | 0.0585 | 0.0538 | 0.0049 | 511.2533 | 0.1526 | 0.013 |
| Bore/Drill Rigs | 2016 | 2016Bore/Drill Rigs15 | 15 | 0.8693 | 5.29821 | 4.79659 | 0.3826 | 0.352 | 0.0056 | 579.3262 | 0.1747 | 0.015 |
| Bore/Drill Rigs | 2016 | 2016Bore/Drill Rigs25 | 25 | 0.8693 | 5.29821 | 4.79659 | 0.3826 | 0.352 | 0.0056 | 579.3262 | 0.1747 | 0.015 |
| Bore/Drill Rigs | 2016 | 2016Bore/Drill Rigs50 | 50 | 0.8693 | 5.29821 | 4.79659 | 0.3826 | 0.352 | 0.0056 | 579.3262 | 0.1747 | 0.015 |
| Bore/Drill Rigs | 2016 | 2016Bore/Drill Rigs120 | 120 | 0.307 | 3.82088 | 3.32648 | 0.2214 | 0.2037 | 0.0047 | 491.6548 | 0.1483 | 0.013 |
| Bore/Drill Rigs | 2016 | 2016Bore/Drill Rigs175 | 175 | 0.2856 | 3.61582 | 3.02337 | 0.1619 | 0.1489 | 0.0049 | 511.4327 | 0.1543 | 0.013 |
| Bore/Drill Rigs | 2016 | 2016Bore/Drill Rigs250 | 250 | 0.1925 | 2.9021 | 1.13299 | 0.0852 | 0.0784 | 0.0048 | 502.128 | 0.1515 | 0.013 |
| Bore/Drill Rigs | 2016 | 2016Bore/Drill Rigs500 | 500 | 0.1711 | 2.50955 | 1.13338 | 0.0774 | 0.0713 | 0.0048 | 494.7606 | 0.1492 | 0.013 |
| Bore/Drill Rigs | 2016 | 2016Bore/Drill Rigs750 | 750 | 0.1529 | 2.16636 | 1.11952 | 0.0719 | 0.0661 | 0.005 | 514.8829 | 0.1553 | 0.013 |
| Bore/Drill Rigs | 2016 | 2016Bore/Drill Rigs1000 | 1000 | 0.1154 | 3.00833 | 0.96409 | 0.0593 | 0.0545 | 0.0049 | 505.9997 | 0.1526 | 0.013 |
| Bore/Drill Rigs | 2017 | 2017Bore/Drill Rigs15 | 15 | 0.8043 | 5.06335 | 4.65158 | 0.3508 | 0.3227 | 0.0055 | 563.9173 | 0.1728 | 0.014 |
| Bore/Drill Rigs | 2017 | 2017Bore/Drill Rigs25 | 25 | 0.8043 | 5.06335 | 4.65158 | 0.3508 | 0.3227 | 0.0055 | 563.9173 | 0.1728 | 0.014 |
| Bore/Drill Rigs | 2017 | 2017Bore/Drill Rigs50 | 50 | 0.8043 | 5.06335 | 4.65158 | 0.3508 | 0.3227 | 0.0055 | 563.9173 | 0.1728 | 0.014 |
| Bore/Drill Rigs | 2017 | 2017Bore/Drill Rigs120 | 120 | 0.298 | 3.68536 | 3.33142 | 0.2111 | 0.1942 | 0.0047 | 485.322 | 0.1487 | 0.012 |
| Bore/Drill Rigs | 2017 | 2017Bore/Drill Rigs175 | 175 | 0.2445 | 2.98245 | 3.0013 | 0.1313 | 0.1208 | 0.0049 | 503.7706 | 0.1544 | 0.013 |
| Bore/Drill Rigs | 2017 | 2017Bore/Drill Rigs250 | 250 | 0.1735 | 2.5215 | 1.1021 | 0.0725 | 0.0667 | 0.0048 | 494.1381 | 0.1514 | 0.013 |
| Bore/Drill Rigs | 2017 | 2017Bore/Drill Rigs500 | 500 | 0.1659 | 2.36747 | 1.11891 | 0.0723 | 0.0665 | 0.0048 | 489.4612 | 0.15 | 0.013 |
| Bore/Drill Rigs | 2017 | 2017Bore/Drill Rigs750 | 750 | 0.1547 | 2.15656 | 1.13653 | 0.0715 | 0.0658 | 0.0049 | 508.1248 | 0.1548 | 0.013 |
| Bore/Drill Rigs | 2017 | 2017Bore/Drill Rigs1000 | 1000 | 0.1206 | 3.02051 | 0.97127 | 0.0599 | 0.0551 | 0.0049 | 498.1225 | 0.1526 | 0.013 |
| Bore/Drill Rigs | 2018 | 2018Bore/Drill Rigs15 | 15 | 0.7669 | 4.86917 | 4.56857 | 0.3294 | 0.303 | 0.0055 | 554.2038 | 0.1725 | 0.014 |
| Bore/Drill Rigs | 2018 | 2018Bore/Drill Rigs25 | 25 | 0.7669 | 4.86917 | 4.56857 | 0.3294 | 0.303 | 0.0055 | 554.2038 | 0.1725 | 0.014 |
| Bore/Drill Rigs | 2018 | 2018Bore/Drill Rigs50 | 50 | 0.7669 | 4.86917 | 4.56857 | 0.3294 | 0.303 | 0.0055 | 554.2038 | 0.1725 | 0.014 |
| Bore/Drill Rigs | 2018 | 2018Bore/Drill Rigs120 | 120 | 0.269 | 3.39962 | 3.32325 | 0.1844 | 0.1696 | 0.0048 | 479.6719 | 0.1493 | 0.012 |
| Bore/Drill Rigs | 2018 | 2018Bore/Drill Rigs175 | 175 | 0.2032 | 2.35662 | 2.96107 | 0.1034 | 0.0952 | 0.0049 | 495.0734 | 0.1541 | 0.013 |
| Bore/Drill Rigs | 2018 | 2018Bore/Drill Rigs250 | 250 | 0.1545 | 2.15308 | 1.07328 | 0.0608 | 0.056 | 0.0048 | 484.5605 | 0.1509 | 0.012 |
| Bore/Drill Rigs | 2018 | 2018Bore/Drill Rigs500 | 500 | 0.1349 | 1.74562 | 1.03203 | 0.0522 | 0.0481 | 0.0048 | 485.6893 | 0.1512 | 0.012 |
| Bore/Drill Rigs | 2018 | 2018Bore/Drill Rigs750 | 750 | 0.126 | 1.67873 | 1.00559 | 0.0545 | 0.0501 | 0.0049 | 489.7301 | 0.1525 | 0.013 |
| Bore/Drill Rigs | 2018 | 2018Bore/Drill Rigs1000 | 1000 | 0.1252 | 3.03153 | 0.97772 | 0.0604 | 0.0556 | 0.0049 | 490.2427 | 0.1526 | 0.013 |
| Bore/Drill Rigs | 2019 | 2019Bore/Drill Rigs15 | 15 | 0.7216 | 4.71795 | 4.49723 | 0.3025 | 0.2783 | 0.0055 | 545.293 | 0.1725 | 0.014 |
| Bore/Drill Rigs | 2019 | 2019Bore/Drill Rigs25 | 25 | 0.7216 | 4.71795 | 4.49723 | 0.3025 | 0.2783 | 0.0055 | 545.293 | 0.1725 | 0.014 |
| Bore/Drill Rigs | 2019 | 2019Bore/Drill Rigs50 | 50 | 0.7216 | 4.71795 | 4.49723 | 0.3025 | 0.2783 | 0.0055 | 545.293 | 0.1725 | 0.014 |
| Bore/Drill Rigs | 2019 | 2019Bore/Drill Rigs120 | 120 | 0.2672 | 3.32102 | 3.33202 | 0.1802 | 0.1658 | 0.0048 | 472.4527 | 0.1495 | 0.012 |
| Bore/Drill Rigs | 2019 | 2019Bore/Drill Rigs175 | 175 | 0.1813 | 2.01775 | 2.95563 | 0.0876 | 0.0806 | 0.0049 | 487.3552 | 0.1542 | 0.012 |
| Bore/Drill Rigs | 2019 | 2019Bore/Drill Rigs250 | 250 | 0.1434 | 1.8943 | 1.06058 | 0.0537 | 0.0494 | 0.0048 | 475.7896 | 0.1505 | 0.012 |
| Bore/Drill Rigs | 2019 | 2019Bore/Drill Rigs500 | 500 | 0.1292 | 1.55098 | 1.03449 | 0.0479 | 0.0441 | 0.0048 | 477.0462 | 0.1509 | 0.012 |
| Bore/Drill Rigs | 2019 | 2019Bore/Drill Rigs750 | 750 | 0.1165 | 1.44865 | 0.97074 | 0.0478 | 0.044 | 0.0049 | 481.8363 | 0.1524 | 0.012 |
| Bore/Drill Rigs | 2019 | 2019Bore/Drill Rigs1000 | 1000 | 0.1294 | 3.04139 | 0.98342 | 0.0609 | 0.056 | 0.0049 | 482.3593 | 0.1526 | 0.012 |
| Bore/Drill Rigs | 2020 | 2020Bore/Drill Rigs15 | 15 | 0.7158 | 4.6451 | 4.51013 | 0.2941 | 0.2706 | 0.0055 | 535.2948 | 0.1731 | 0.014 |
| Bore/Drill Rigs | 2020 | 2020Bore/Drill Rigs25 | 25 | 0.7158 | 4.6451 | 4.51013 | 0.2941 | 0.2706 | 0.0055 | 535.2948 | 0.1731 | 0.014 |
| Bore/Drill Rigs | 2020 | 2020Bore/Drill Rigs50 | 50 | 0.7158 | 4.6451 | 4.51013 | 0.2941 | 0.2706 | 0.0055 | 535.2948 | 0.1731 | 0.014 |
| Bore/Drill Rigs | 2020 | 2020Bore/Drill Rigs120 | 120 | 0.2462 | 3.06601 | 3.32347 | 0.1586 | 0.1459 | 0.0048 | 463.5827 | 0.1499 | 0.012 |
| Bore/Drill Rigs | 2020 | 2020Bore/Drill Rigs175 | 175 | 0.1743 | 1.87149 | 2.96948 | 0.0822 | 0.0757 | 0.0049 | 477.722 | 0.1545 | 0.012 |
| Bore/Drill Rigs | 2020 | 2020Bore/Drill Rigs250 | 250 | 0.1424 | 1.80732 | 1.06766 | 0.0521 | 0.0479 | 0.0048 | 466.8342 | 0.151 | 0.012 |
| Bore/Drill Rigs | 2020 | 2020Bore/Drill Rigs500 | 500 | 0.1245 | 1.40938 | 1.01263 | 0.0446 | 0.041 | 0.0048 | 466.8219 | 0.151 | 0.012 |
| Bore/Drill Rigs | 2020 | 2020Bore/Drill Rigs750 | 750 | 0.1086 | 1.23085 | 0.97413 | 0.0409 | 0.0377 | 0.0049 | 473.6679 | 0.1532 | 0.012 |
| Bore/Drill Rigs | 2020 | 2020Bore/Drill Rigs1000 | 1000 | 0.1329 | 3.05008 | 0.98839 | 0.0612 | 0.0563 | 0.0049 | 471.8492 | 0.1526 | 0.012 |
| Bore/Drill Rigs | 2021 | 2021Bore/Drill Rigs15 | 15 | 0.7106 | 4.63432 | 4.54836 | 0.291 | 0.2677 | 0.0055 | 535.3782 | 0.1732 | 0.014 |
| Bore/Drill Rigs | 2021 | 2021Bore/Drill Rigs25 | 25 | 0.7106 | 4.63432 | 4.54836 | 0.291 | 0.2677 | 0.0055 | 535.3782 | 0.1732 | 0.014 |
| Bore/Drill Rigs | 2021 | 2021Bore/Drill Rigs50 | 50 | 0.7106 | 4.63432 | 4.54836 | 0.291 | 0.2677 | 0.0055 | 535.3782 | 0.1732 | 0.014 |
| Bore/Drill Rigs | 2021 | 2021Bore/Drill Rigs120 | 120 | 0.2169 | 2.73675 | 3.30573 | 0.131 | 0.1205 | 0.0048 | 464.9725 | 0.1504 | 0.012 |
| Bore/Drill Rigs | 2021 | 2021Bore/Drill Rigs175 | 175 | 0.1542 | 1.5983 | 2.9614 | 0.0697 | 0.0641 | 0.0049 | 477.0482 | 0.1543 | 0.012 |
| Bore/Drill Rigs | 2021 | 2021Bore/Drill Rigs250 | 250 | 0.1325 | 1.55102 | 1.06418 | 0.047 | 0.0433 | 0.0048 | 467.9916 | 0.1514 | 0.012 |
| Bore/Drill Rigs | 2021 | 2021Bore/Drill Rigs500 | 500 | 0.117 | 1.22069 | 1.01479 | 0.0409 | 0.0376 | 0.0049 | 469.8158 | 0.1519 | 0.012 |
| Bore/Drill Rigs | 2021 | 2021Bore/Drill Rigs750 | 750 | 0.0976 | 0.95517 | 0.97176 | 0.0334 | 0.0307 | 0.0049 | 474.079 | 0.1533 | 0.012 |
| Bore/Drill Rigs | 2021 | 2021Bore/Drill Rigs1000 | 1000 | 0.1359 | 3.05759 | 0.99261 | 0.0614 | 0.0565 | 0.0049 | 471.8158 | 0.1526 | 0.012 |
| Bore/Drill Rigs | 2022 | 2022Bore/Drill Rigs15 | 15 | 0.6314 | 4.28474 | 4.33356 | 0.2405 | 0.2213 | 0.0055 | 529.8703 | 0.1714 | 0.014 |
| Bore/Drill Rigs | 2022 | 2022Bore/Drill Rigs25 | 25 | 0.6314 | 4.28474 | 4.33356 | 0.2405 | 0.2213 | 0.0055 | 529.8703 | 0.1714 | 0.014 |
| Bore/Drill Rigs | 2022 | 2022Bore/Drill Rigs50 | 50 | 0.6314 | 4.28474 | 4.33356 | 0.2405 | 0.2213 | 0.0055 | 529.8703 | 0.1714 | 0.014 |
| Bore/Drill Rigs | 2022 | 2022Bore/Drill Rigs120 | 120 | 0.1911 | 2.42459 | 3.25974 | 0.1071 | 0.0985 | 0.0048 | 462.2674 | 0.1495 | 0.012 |
| Bore/Drill Rigs | 2022 | 2022Bore/Drill Rigs175 | 175 | 0.1368 | 1.28831 | 2.95431 | 0.0567 | 0.0522 | 0.0049 | 477.3719 | 0.1544 | 0.012 |
| Bore/Drill Rigs | 2022 | 2022Bore/Drill Rigs250 | 250 | 0.115 | 1.16293 | 1.04736 | 0.0373 | 0.0343 | 0.0048 | 468.7604 | 0.1516 | 0.012 |
| Bore/Drill Rigs | 2022 | 2022Bore/Drill Rigs500 | 500 | 0.1076 | 1.03525 | 1.00212 | 0.0352 | 0.0324 | 0.0048 | 467.1923 | 0.1511 | 0.012 |
| Bore/Drill Rigs | 2022 | 2022Bore/Drill Rigs750 | 750 | 0.0908 | 0.77309 | 0.97539 | 0.028 | 0.0258 | 0.0049 | 477.141 | 0.1543 | 0.012 |
| Bore/Drill Rigs | 2022 | 2022Bore/Drill Rigs1000 | 1000 | 0.0568 | 2.27813 | 0.9452 | 0.0182 | 0.0167 | 0.0049 | 472.9214 | 0.153 | 0.012 |
| Bore/Drill Rigs | 2023 | 2023Bore/Drill Rigs15 | 15 | 0.6059 | 4.20831 | 4.31077 | 0.2259 | 0.2078 | 0.0055 | 531.9856 | 0.1721 | 0.014 |
| Bore/Drill Rigs | 2023 | 2023Bore/Drill Rigs25 | 25 | 0.6059 | 4.20831 | 4.31077 | 0.2259 | 0.2078 | 0.0055 | 531.9856 | 0.1721 | 0.014 |
| Bore/Drill Rigs | 2023 | 2023Bore/Drill Rigs50 | 50 | 0.6059 | 4.20831 | 4.31077 | 0.2259 | 0.2078 | 0.0055 | 531.9856 | 0.1721 | 0.014 |
| Bore/Drill Rigs | 2023 | 2023Bore/Drill Rigs120 | 120 | 0.1872 | 2.35656 | 3.25754 | 0.1015 | 0.0934 | 0.0048 | 461.214 | 0.1492 | 0.012 |
| Bore/Drill Rigs | 2023 | 2023Bore/Drill Rigs175 | 175 | 0.1253 | 1.07773 | 2.9693 | 0.0478 | 0.044 | 0.005 | 479.6465 | 0.1551 | 0.012 |
| Bore/Drill Rigs | 2023 | 2023Bore/Drill Rigs250 | 250 | 0.1104 | 1.04653 | 1.04309 | 0.0339 | 0.0312 | 0.0049 | 469.7058 | 0.1519 | 0.012 |
| Bore/Drill Rigs | 2023 | 2023Bore/Drill Rigs500 | 500 | 0.1011 | 0.89764 | 0.98883 | 0.0302 | 0.0278 | 0.0048 | 464.0407 | 0.1501 | 0.012 |
| Bore/Drill Rigs | 2023 | 2023Bore/Drill Rigs750 | 750 | 0.0908 | 0.71664 | 0.98235 | 0.0264 | 0.0243 | 0.005 | 479.2199 | 0.155 | 0.012 |
| Bore/Drill Rigs | 2023 | 2023Bore/Drill Rigs1000 | 1000 | 0.0526 | 2.26246 | 0.93615 | 0.0178 | 0.0164 | 0.0049 | 472.0201 | 0.1527 | 0.012 |
| Bore/Drill Rigs | 2024 | 2024Bore/Drill Rigs15 | 15 | 0.6088 | 4.15902 | 4.33098 | 0.2191 | 0.2016 | 0.0055 | 529.8661 | 0.1714 | 0.014 |
| Bore/Drill Rigs | 2024 | 2024Bore/Drill Rigs25 | 25 | 0.6088 | 4.15902 | 4.33098 | 0.2191 | 0.2016 | 0.0055 | 529.8661 | 0.1714 | 0.014 |
| Bore/Drill Rigs | 2024 | 2024Bore/Drill Rigs50 | 50 | 0.6088 | 4.15902 | 4.33098 | 0.2191 | 0.2016 | 0.0055 | 529.8661 | 0.1714 | 0.014 |
| Bore/Drill Rigs | 2024 | 2024Bore/Drill Rigs120 | 120 | 0.1773 | 2.21634 | 3.25123 | 0.0904 | 0.0832 | 0.0048 | 461.2076 | 0.1492 | 0.012 |
| Bore/Drill Rigs | 2024 | 2024Bore/Drill Rigs175 | 175 | 0.1245 | 1.02855 | 2.97803 | 0.0464 | 0.0427 | 0.0049 | 478.9441 | 0.1549 | 0.012 |
| Bore/Drill Rigs | 2024 | 2024Bore/Drill Rigs250 | 250 | 0.108 | 0.97542 | 1.04591 | 0.0321 | 0.0296 | 0.0049 | 470.7115 | 0.1522 | 0.012 |

| | | | | | | | | | | | | |
|---|---|---|---|---|---|---|---|---|---|---|---|---|
| Bore/Drill Rigs | 2024 | 2024Bore/Drill Rigs500 | 500 | 0.1026 | 0.86053 | 0.99426 | 0.0293 | 0.0269 | 0.0048 | 464.4796 | 0.1502 | 0.012 |
| Bore/Drill Rigs | 2024 | 2024Bore/Drill Rigs750 | 750 | 0.0893 | 0.67139 | 0.98491 | 0.0257 | 0.0236 | 0.005 | 480.2246 | 0.1553 | 0.012 |
| Bore/Drill Rigs | 2024 | 2024Bore/Drill Rigs1000 | 1000 | 0.0566 | 2.27306 | 0.94304 | 0.0181 | 0.0167 | 0.0049 | 471.9261 | 0.1526 | 0.012 |
| Bore/Drill Rigs | 2025 | 2025Bore/Drill Rigs15 | 15 | 0.5907 | 3.97786 | 4.2728 | 0.1931 | 0.1777 | 0.0055 | 532.8212 | 0.1723 | 0.014 |
| Bore/Drill Rigs | 2025 | 2025Bore/Drill Rigs25 | 25 | 0.5907 | 3.97786 | 4.2728 | 0.1931 | 0.1777 | 0.0055 | 532.8212 | 0.1723 | 0.014 |
| Bore/Drill Rigs | 2025 | 2025Bore/Drill Rigs50 | 50 | 0.5907 | 3.97786 | 4.2728 | 0.1931 | 0.1777 | 0.0055 | 532.8212 | 0.1723 | 0.014 |
| Bore/Drill Rigs | 2025 | 2025Bore/Drill Rigs120 | 120 | 0.1545 | 1.96363 | 3.21758 | 0.0674 | 0.062 | 0.0048 | 459.8291 | 0.1487 | 0.012 |
| Bore/Drill Rigs | 2025 | 2025Bore/Drill Rigs175 | 175 | 0.1138 | 0.88787 | 2.9736 | 0.0388 | 0.0357 | 0.0049 | 478.2657 | 0.1547 | 0.012 |
| Bore/Drill Rigs | 2025 | 2025Bore/Drill Rigs250 | 250 | 0.1074 | 0.95717 | 1.04484 | 0.0314 | 0.0289 | 0.0049 | 470.6535 | 0.1522 | 0.012 |
| Bore/Drill Rigs | 2025 | 2025Bore/Drill Rigs500 | 500 | 0.1016 | 0.82299 | 0.99738 | 0.0281 | 0.0259 | 0.0048 | 467.2892 | 0.1511 | 0.012 |
| Bore/Drill Rigs | 2025 | 2025Bore/Drill Rigs750 | 750 | 0.0845 | 0.59628 | 0.98349 | 0.0226 | 0.0208 | 0.005 | 481.2495 | 0.1556 | 0.012 |
| Bore/Drill Rigs | 2025 | 2025Bore/Drill Rigs1000 | 1000 | 0.0624 | 2.28923 | 0.95339 | 0.0186 | 0.0171 | 0.0049 | 471.9168 | 0.1526 | 0.012 |
| Bore/Drill Rigs | 2030 | 2030Bore/Drill Rigs15 | 15 | 0.661 | 4.142 | 3.469 | 0.161 | 0.161 | 0.008 | 568.299 | 0.059 | 0.015 |
| Bore/Drill Rigs | 2030 | 2030Bore/Drill Rigs25 | 25 | 0.685 | 4.332 | 2.339 | 0.161 | 0.161 | 0.007 | 568.299 | 0.061 | 0.015 |
| Bore/Drill Rigs | 2030 | 2030Bore/Drill Rigs50 | 50 | 0.348 | 3.02 | 4.029 | 0.013 | 0.013 | 0.007 | 568.299 | 0.031 | 0.015 |
| Bore/Drill Rigs | 2030 | 2030Bore/Drill Rigs120 | 120 | 0.183 | 1.415 | 3.434 | 0.012 | 0.012 | 0.006 | 568.299 | 0.016 | 0.015 |
| Bore/Drill Rigs | 2030 | 2030Bore/Drill Rigs175 | 175 | 0.127 | 0.279 | 3.038 | 0.01 | 0.01 | 0.006 | 568.299 | 0.011 | 0.015 |
| Bore/Drill Rigs | 2030 | 2030Bore/Drill Rigs250 | 250 | 0.127 | 0.274 | 1.035 | 0.01 | 0.01 | 0.006 | 568.299 | 0.011 | 0.015 |
| Bore/Drill Rigs | 2030 | 2030Bore/Drill Rigs500 | 500 | 0.127 | 0.274 | 1.006 | 0.01 | 0.01 | 0.005 | 568.299 | 0.011 | 0.015 |
| Bore/Drill Rigs | 2030 | 2030Bore/Drill Rigs750 | 750 | 0.127 | 0.274 | 1.006 | 0.01 | 0.01 | 0.005 | 568.299 | 0.011 | 0.015 |
| Bore/Drill Rigs | 2030 | 2030Bore/Drill Rigs1000 | 1000 | 0.127 | 2.372 | 1.006 | 0.021 | 0.021 | 0.005 | 568.299 | 0.011 | 0.015 |
| Bore/Drill Rigs | 2035 | 2035Bore/Drill Rigs15 | 15 | 0.661 | 4.142 | 3.469 | 0.161 | 0.161 | 0.008 | 568.299 | 0.059 | 0.015 |
| Bore/Drill Rigs | 2035 | 2035Bore/Drill Rigs25 | 25 | 0.685 | 4.332 | 2.339 | 0.161 | 0.161 | 0.007 | 568.299 | 0.061 | 0.015 |
| Bore/Drill Rigs | 2035 | 2035Bore/Drill Rigs50 | 50 | 0.348 | 3.019 | 4.03 | 0.013 | 0.013 | 0.007 | 568.299 | 0.031 | 0.015 |
| Bore/Drill Rigs | 2035 | 2035Bore/Drill Rigs120 | 120 | 0.183 | 1.411 | 3.434 | 0.012 | 0.012 | 0.006 | 568.3 | 0.016 | 0.015 |
| Bore/Drill Rigs | 2035 | 2035Bore/Drill Rigs175 | 175 | 0.126 | 0.272 | 3.039 | 0.01 | 0.01 | 0.006 | 568.299 | 0.011 | 0.015 |
| Bore/Drill Rigs | 2035 | 2035Bore/Drill Rigs250 | 250 | 0.126 | 0.272 | 1.035 | 0.01 | 0.01 | 0.006 | 568.299 | 0.011 | 0.015 |
| Bore/Drill Rigs | 2035 | 2035Bore/Drill Rigs500 | 500 | 0.126 | 0.272 | 1.006 | 0.01 | 0.01 | 0.005 | 568.299 | 0.011 | 0.015 |
| Bore/Drill Rigs | 2035 | 2035Bore/Drill Rigs750 | 750 | 0.126 | 0.272 | 1.006 | 0.01 | 0.01 | 0.005 | 568.299 | 0.011 | 0.015 |
| Bore/Drill Rigs | 2035 | 2035Bore/Drill Rigs1000 | 1000 | 0.126 | 2.372 | 1.006 | 0.021 | 0.021 | 0.005 | 568.299 | 0.011 | 0.015 |
| Bore/Drill Rigs | 2040 | 2040Bore/Drill Rigs15 | 15 | 0.661 | 4.142 | 3.469 | 0.161 | 0.161 | 0.008 | 568.299 | 0.059 | 0.015 |
| Bore/Drill Rigs | 2040 | 2040Bore/Drill Rigs25 | 25 | 0.685 | 4.332 | 2.339 | 0.161 | 0.161 | 0.007 | 568.299 | 0.061 | 0.015 |
| Bore/Drill Rigs | 2040 | 2040Bore/Drill Rigs50 | 50 | 0.348 | 3.019 | 4.032 | 0.013 | 0.013 | 0.007 | 568.3 | 0.031 | 0.015 |
| Bore/Drill Rigs | 2040 | 2040Bore/Drill Rigs120 | 120 | 0.183 | 1.411 | 3.435 | 0.012 | 0.012 | 0.006 | 568.299 | 0.016 | 0.015 |
| Bore/Drill Rigs | 2040 | 2040Bore/Drill Rigs175 | 175 | 0.127 | 0.272 | 3.039 | 0.01 | 0.01 | 0.006 | 568.299 | 0.011 | 0.015 |
| Bore/Drill Rigs | 2040 | 2040Bore/Drill Rigs250 | 250 | 0.127 | 0.272 | 1.035 | 0.01 | 0.01 | 0.006 | 568.3 | 0.011 | 0.015 |
| Bore/Drill Rigs | 2040 | 2040Bore/Drill Rigs500 | 500 | 0.127 | 0.272 | 1.006 | 0.01 | 0.01 | 0.005 | 568.299 | 0.011 | 0.015 |
| Bore/Drill Rigs | 2040 | 2040Bore/Drill Rigs750 | 750 | 0.127 | 0.272 | 1.006 | 0.01 | 0.01 | 0.005 | 568.299 | 0.011 | 0.015 |
| Bore/Drill Rigs | 2040 | 2040Bore/Drill Rigs1000 | 1000 | 0.127 | 2.372 | 1.006 | 0.021 | 0.021 | 0.005 | 568.299 | 0.011 | 0.015 |
| Cement and Mortar Mixers | 1990 | 1990Cement and Mortar Mixers15 | 15 | 1.804 | 9.999 | 4.999 | 0.975 | 0.975 | 1.049 | 568.299 | 0.162 | 0.015 |
| Cement and Mortar Mixers | 1990 | 1990Cement and Mortar Mixers25 | 25 | 2.213 | 6.919 | 4.999 | 0.741 | 0.741 | 0.855 | 568.299 | 0.199 | 0.015 |
| Cement and Mortar Mixers | 2000 | 2000Cement and Mortar Mixers15 | 15 | 1.662 | 8.911 | 4.78 | 0.745 | 0.745 | 0.079 | 568.299 | 0.15 | 0.015 |
| Cement and Mortar Mixers | 2000 | 2000Cement and Mortar Mixers25 | 25 | 2.081 | 6.401 | 4.757 | 0.569 | 0.569 | 0.065 | 568.299 | 0.187 | 0.015 |
| Cement and Mortar Mixers | 2005 | 2005Cement and Mortar Mixers15 | 15 | 1.001 | 6.3 | 3.791 | 0.465 | 0.465 | 0.079 | 568.299 | 0.09 | 0.015 |
| Cement and Mortar Mixers | 2005 | 2005Cement and Mortar Mixers25 | 25 | 1.548 | 5.963 | 3.786 | 0.471 | 0.471 | 0.055 | 568.299 | 0.139 | 0.015 |
| Cement and Mortar Mixers | 2010 | 2010Cement and Mortar Mixers15 | 15 | 0.709 | 4.545 | 3.492 | 0.26 | 0.26 | 0.008 | 568.299 | 0.064 | 0.015 |
| Cement and Mortar Mixers | 2010 | 2010Cement and Mortar Mixers25 | 25 | 1.119 | 5.286 | 3.049 | 0.346 | 0.346 | 0.007 | 568.299 | 0.101 | 0.015 |
| Cement and Mortar Mixers | 2011 | 2011Cement and Mortar Mixers15 | 15 | 0.685 | 4.351 | 3.479 | 0.231 | 0.231 | 0.008 | 568.299 | 0.061 | 0.015 |
| Cement and Mortar Mixers | 2011 | 2011Cement and Mortar Mixers25 | 25 | 1.031 | 5.144 | 2.897 | 0.319 | 0.319 | 0.007 | 568.299 | 0.093 | 0.015 |
| Cement and Mortar Mixers | 2012 | 2012Cement and Mortar Mixers15 | 15 | 0.674 | 4.272 | 3.472 | 0.209 | 0.209 | 0.008 | 568.299 | 0.06 | 0.015 |
| Cement and Mortar Mixers | 2012 | 2012Cement and Mortar Mixers25 | 25 | 0.949 | 5.012 | 2.757 | 0.293 | 0.293 | 0.007 | 568.299 | 0.085 | 0.015 |
| Cement and Mortar Mixers | 2013 | 2013Cement and Mortar Mixers15 | 15 | 0.669 | 4.223 | 3.469 | 0.191 | 0.191 | 0.008 | 568.299 | 0.06 | 0.015 |
| Cement and Mortar Mixers | 2013 | 2013Cement and Mortar Mixers25 | 25 | 0.875 | 4.887 | 2.63 | 0.269 | 0.269 | 0.007 | 568.299 | 0.078 | 0.015 |
| Cement and Mortar Mixers | 2014 | 2014Cement and Mortar Mixers15 | 15 | 0.666 | 4.191 | 3.469 | 0.177 | 0.177 | 0.008 | 568.299 | 0.06 | 0.015 |
| Cement and Mortar Mixers | 2014 | 2014Cement and Mortar Mixers25 | 25 | 0.837 | 4.793 | 2.57 | 0.253 | 0.253 | 0.007 | 568.299 | 0.075 | 0.015 |
| Cement and Mortar Mixers | 2015 | 2015Cement and Mortar Mixers15 | 15 | 0.663 | 4.168 | 3.469 | 0.171 | 0.171 | 0.008 | 568.3 | 0.059 | 0.015 |
| Cement and Mortar Mixers | 2015 | 2015Cement and Mortar Mixers25 | 25 | 0.811 | 4.712 | 2.531 | 0.24 | 0.24 | 0.007 | 568.299 | 0.073 | 0.015 |
| Cement and Mortar Mixers | 2016 | 2016Cement and Mortar Mixers15 | 15 | 0.662 | 4.153 | 3.469 | 0.167 | 0.167 | 0.008 | 568.3 | 0.059 | 0.015 |
| Cement and Mortar Mixers | 2016 | 2016Cement and Mortar Mixers25 | 25 | 0.788 | 4.636 | 2.496 | 0.227 | 0.227 | 0.007 | 568.299 | 0.071 | 0.015 |
| Cement and Mortar Mixers | 2017 | 2017Cement and Mortar Mixers15 | 15 | 0.661 | 4.145 | 3.469 | 0.165 | 0.165 | 0.008 | 568.299 | 0.059 | 0.015 |
| Cement and Mortar Mixers | 2017 | 2017Cement and Mortar Mixers25 | 25 | 0.767 | 4.567 | 2.466 | 0.216 | 0.216 | 0.007 | 568.299 | 0.069 | 0.015 |
| Cement and Mortar Mixers | 2018 | 2018Cement and Mortar Mixers15 | 15 | 0.661 | 4.142 | 3.469 | 0.163 | 0.163 | 0.008 | 568.299 | 0.059 | 0.015 |
| Cement and Mortar Mixers | 2018 | 2018Cement and Mortar Mixers25 | 25 | 0.749 | 4.504 | 2.44 | 0.205 | 0.205 | 0.007 | 568.299 | 0.067 | 0.015 |
| Cement and Mortar Mixers | 2019 | 2019Cement and Mortar Mixers15 | 15 | 0.661 | 4.142 | 3.469 | 0.162 | 0.162 | 0.008 | 568.299 | 0.059 | 0.015 |
| Cement and Mortar Mixers | 2019 | 2019Cement and Mortar Mixers25 | 25 | 0.735 | 4.469 | 2.417 | 0.196 | 0.196 | 0.007 | 568.299 | 0.066 | 0.015 |
| Cement and Mortar Mixers | 2020 | 2020Cement and Mortar Mixers15 | 15 | 0.661 | 4.142 | 3.47 | 0.161 | 0.161 | 0.008 | 568.299 | 0.059 | 0.015 |
| Cement and Mortar Mixers | 2020 | 2020Cement and Mortar Mixers25 | 25 | 0.723 | 4.442 | 2.397 | 0.187 | 0.187 | 0.007 | 568.299 | 0.065 | 0.015 |
| Cement and Mortar Mixers | 2021 | 2021Cement and Mortar Mixers15 | 15 | 0.661 | 4.142 | 3.469 | 0.161 | 0.161 | 0.008 | 568.299 | 0.059 | 0.015 |
| Cement and Mortar Mixers | 2021 | 2021Cement and Mortar Mixers25 | 25 | 0.712 | 4.419 | 2.381 | 0.18 | 0.18 | 0.007 | 568.299 | 0.064 | 0.015 |
| Cement and Mortar Mixers | 2022 | 2022Cement and Mortar Mixers15 | 15 | 0.661 | 4.142 | 3.47 | 0.161 | 0.161 | 0.008 | 568.299 | 0.059 | 0.015 |
| Cement and Mortar Mixers | 2022 | 2022Cement and Mortar Mixers25 | 25 | 0.704 | 4.399 | 2.367 | 0.175 | 0.175 | 0.007 | 568.299 | 0.063 | 0.015 |
| Cement and Mortar Mixers | 2023 | 2023Cement and Mortar Mixers15 | 15 | 0.661 | 4.142 | 3.469 | 0.161 | 0.161 | 0.008 | 568.299 | 0.059 | 0.015 |
| Cement and Mortar Mixers | 2023 | 2023Cement and Mortar Mixers25 | 25 | 0.697 | 4.382 | 2.356 | 0.172 | 0.172 | 0.007 | 568.299 | 0.062 | 0.015 |
| Cement and Mortar Mixers | 2024 | 2024Cement and Mortar Mixers15 | 15 | 0.661 | 4.142 | 3.469 | 0.161 | 0.161 | 0.008 | 568.299 | 0.059 | 0.015 |
| Cement and Mortar Mixers | 2024 | 2024Cement and Mortar Mixers25 | 25 | 0.693 | 4.369 | 2.349 | 0.17 | 0.17 | 0.007 | 568.299 | 0.062 | 0.015 |
| Cement and Mortar Mixers | 2025 | 2025Cement and Mortar Mixers15 | 15 | 0.661 | 4.142 | 3.469 | 0.161 | 0.161 | 0.008 | 568.299 | 0.059 | 0.015 |
| Cement and Mortar Mixers | 2025 | 2025Cement and Mortar Mixers25 | 25 | 0.689 | 4.357 | 2.344 | 0.168 | 0.168 | 0.007 | 568.299 | 0.062 | 0.015 |
| Cement and Mortar Mixers | 2030 | 2030Cement and Mortar Mixers15 | 15 | 0.661 | 4.142 | 3.469 | 0.161 | 0.161 | 0.008 | 568.299 | 0.059 | 0.015 |
| Cement and Mortar Mixers | 2030 | 2030Cement and Mortar Mixers25 | 25 | 0.685 | 4.333 | 2.339 | 0.162 | 0.162 | 0.007 | 568.299 | 0.061 | 0.015 |
| Cement and Mortar Mixers | 2035 | 2035Cement and Mortar Mixers15 | 15 | 0.661 | 4.142 | 3.469 | 0.161 | 0.161 | 0.008 | 568.299 | 0.059 | 0.015 |
| Cement and Mortar Mixers | 2035 | 2035Cement and Mortar Mixers25 | 25 | 0.685 | 4.332 | 2.339 | 0.161 | 0.161 | 0.007 | 568.299 | 0.061 | 0.015 |
| Cement and Mortar Mixers | 2040 | 2040Cement and Mortar Mixers15 | 15 | 0.661 | 4.142 | 3.47 | 0.161 | 0.161 | 0.008 | 568.299 | 0.059 | 0.015 |
| Cement and Mortar Mixers | 2040 | 2040Cement and Mortar Mixers25 | 25 | 0.685 | 4.332 | 2.339 | 0.161 | 0.161 | 0.007 | 568.299 | 0.061 | 0.015 |
| Concrete/Industrial Saws | 1990 | 1990Concrete/Industrial Saws25 | 25 | 2.213 | 6.919 | 4.999 | 0.741 | 0.741 | 0.855 | 568.299 | 0.199 | 0.015 |
| Concrete/Industrial Saws | 1990 | 1990Concrete/Industrial Saws50 | 50 | 4.943 | 8.008 | 9.962 | 1.297 | 1.297 | 0.871 | 568.299 | 0.446 | 0.015 |
| Concrete/Industrial Saws | 1990 | 1990Concrete/Industrial Saws120 | 120 | 2.467 | 15.608 | 5.934 | 1.385 | 1.385 | 0.791 | 568.299 | 0.222 | 0.015 |
| Concrete/Industrial Saws | 1990 | 1990Concrete/Industrial Saws175 | 175 | 2.097 | 15.952 | 5.376 | 1.172 | 1.172 | 0.758 | 568.3 | 0.189 | 0.015 |
| Concrete/Industrial Saws | 2000 | 2000Concrete/Industrial Saws25 | 25 | 1.908 | 6.326 | 4.438 | 0.555 | 0.555 | 0.065 | 568.299 | 0.172 | 0.015 |
| Concrete/Industrial Saws | 2000 | 2000Concrete/Industrial Saws50 | 50 | 3.572 | 6.784 | 7.547 | 0.789 | 0.789 | 0.056 | 568.299 | 0.322 | 0.015 |
| Concrete/Industrial Saws | 2000 | 2000Concrete/Industrial Saws120 | 120 | 1.661 | 9.903 | 4.354 | 0.77 | 0.77 | 0.06 | 568.299 | 0.149 | 0.015 |
| Concrete/Industrial Saws | 2000 | 2000Concrete/Industrial Saws175 | 175 | 1.115 | 9.017 | 3.531 | 0.452 | 0.452 | 0.057 | 568.3 | 0.1 | 0.015 |
| Concrete/Industrial Saws | 2005 | 2005Concrete/Industrial Saws25 | 25 | 0.849 | 5.321 | 2.519 | 0.333 | 0.333 | 0.065 | 568.299 | 0.076 | 0.015 |
| Concrete/Industrial Saws | 2005 | 2005Concrete/Industrial Saws50 | 50 | 3.177 | 6.32 | 6.994 | 0.732 | 0.732 | 0.066 | 568.299 | 0.286 | 0.015 |
| Concrete/Industrial Saws | 2005 | 2005Concrete/Industrial Saws120 | 120 | 1.428 | 8.401 | 4.05 | 0.714 | 0.714 | 0.06 | 568.299 | 0.128 | 0.015 |
| Concrete/Industrial Saws | 2005 | 2005Concrete/Industrial Saws175 | 175 | 0.932 | 7.685 | 3.223 | 0.393 | 0.393 | 0.057 | 568.299 | 0.084 | 0.015 |
| Concrete/Industrial Saws | 2010 | 2010Concrete/Industrial Saws25 | 25 | 0.691 | 4.411 | 2.339 | 0.216 | 0.216 | 0.007 | 568.299 | 0.062 | 0.015 |
| Concrete/Industrial Saws | 2010 | 2010Concrete/Industrial Saws50 | 50 | 2.316 | 5.774 | 6.039 | 0.565 | 0.565 | 0.007 | 568.299 | 0.208 | 0.015 |
| Concrete/Industrial Saws | 2010 | 2010Concrete/Industrial Saws120 | 120 | 1.028 | 6.592 | 3.813 | 0.551 | 0.551 | 0.006 | 568.299 | 0.092 | 0.015 |
| Concrete/Industrial Saws | 2010 | 2010Concrete/Industrial Saws175 | 175 | 0.683 | 5.838 | 3.116 | 0.306 | 0.306 | 0.006 | 568.299 | 0.061 | 0.015 |
| Concrete/Industrial Saws | 2011 | 2011Concrete/Industrial Saws25 | 25 | 0.688 | 4.372 | 2.339 | 0.193 | 0.193 | 0.007 | 568.299 | 0.062 | 0.015 |
| Concrete/Industrial Saws | 2011 | 2011Concrete/Industrial Saws50 | 50 | 2.142 | 5.68 | 5.854 | 0.534 | 0.534 | 0.007 | 568.299 | 0.193 | 0.015 |
| Concrete/Industrial Saws | 2011 | 2011Concrete/Industrial Saws120 | 120 | 0.955 | 6.222 | 3.775 | 0.524 | 0.524 | 0.006 | 568.299 | 0.086 | 0.015 |
| Concrete/Industrial Saws | 2011 | 2011Concrete/Industrial Saws175 | 175 | 0.64 | 5.491 | 3.104 | 0.293 | 0.293 | 0.006 | 568.299 | 0.057 | 0.015 |
| Concrete/Industrial Saws | 2012 | 2012Concrete/Industrial Saws25 | 25 | 0.686 | 4.348 | 2.339 | 0.173 | 0.173 | 0.007 | 568.299 | 0.061 | 0.015 |
| Concrete/Industrial Saws | 2012 | 2012Concrete/Industrial Saws50 | 50 | 1.969 | 5.59 | 5.671 | 0.503 | 0.503 | 0.007 | 568.299 | 0.177 | 0.015 |
| Concrete/Industrial Saws | 2012 | 2012Concrete/Industrial Saws120 | 120 | 0.884 | 5.844 | 3.74 | 0.489 | 0.489 | 0.006 | 568.299 | 0.079 | 0.015 |
| Concrete/Industrial Saws | 2012 | 2012Concrete/Industrial Saws175 | 175 | 0.597 | 5.146 | 3.094 | 0.272 | 0.272 | 0.006 | 568.299 | 0.053 | 0.015 |
| Concrete/Industrial Saws | 2013 | 2013Concrete/Industrial Saws25 | 25 | 0.685 | 4.335 | 2.339 | 0.168 | 0.168 | 0.007 | 568.299 | 0.061 | 0.015 |
| Concrete/Industrial Saws | 2013 | 2013Concrete/Industrial Saws50 | 50 | 1.796 | 5.377 | 5.489 | 0.463 | 0.463 | 0.007 | 568.299 | 0.162 | 0.015 |
| Concrete/Industrial Saws | 2013 | 2013Concrete/Industrial Saws120 | 120 | 0.816 | 5.483 | 3.706 | 0.451 | 0.451 | 0.006 | 568.299 | 0.073 | 0.015 |
| Concrete/Industrial Saws | 2013 | 2013Concrete/Industrial Saws175 | 175 | 0.556 | 4.829 | 3.086 | 0.25 | 0.25 | 0.006 | 568.299 | 0.05 | 0.015 |
| Concrete/Industrial Saws | 2014 | 2014Concrete/Industrial Saws25 | 25 | 0.685 | 4.332 | 2.339 | 0.164 | 0.164 | 0.007 | 568.299 | 0.061 | 0.015 |
| Concrete/Industrial Saws | 2014 | 2014Concrete/Industrial Saws50 | 50 | 1.626 | 5.172 | 5.313 | 0.424 | 0.424 | 0.007 | 568.299 | 0.146 | 0.015 |
| Concrete/Industrial Saws | 2014 | 2014Concrete/Industrial Saws120 | 120 | 0.749 | 5.16 | 3.675 | 0.412 | 0.412 | 0.006 | 568.299 | 0.067 | 0.015 |
| Concrete/Industrial Saws | 2014 | 2014Concrete/Industrial Saws175 | 175 | 0.517 | 4.531 | 3.08 | 0.228 | 0.228 | 0.006 | 568.299 | 0.046 | 0.015 |
| Concrete/Industrial Saws | 2015 | 2015Concrete/Industrial Saws25 | 25 | 0.685 | 4.332 | 2.339 | 0.162 | 0.162 | 0.007 | 568.299 | 0.061 | 0.015 |
| Concrete/Industrial Saws | 2015 | 2015Concrete/Industrial Saws50 | 50 | 1.47 | 4.989 | 5.165 | 0.386 | 0.386 | 0.007 | 568.299 | 0.132 | 0.015 |
| Concrete/Industrial Saws | 2015 | 2015Concrete/Industrial Saws120 | 120 | 0.683 | 4.789 | 3.647 | 0.372 | 0.372 | 0.006 | 568.3 | 0.061 | 0.015 |
| Concrete/Industrial Saws | 2015 | 2015Concrete/Industrial Saws175 | 175 | 0.475 | 4.112 | 3.077 | 0.207 | 0.207 | 0.006 | 568.299 | 0.042 | 0.015 |
| Concrete/Industrial Saws | 2016 | 2016Concrete/Industrial Saws25 | 25 | 0.685 | 4.332 | 2.339 | 0.161 | 0.161 | 0.007 | 568.299 | 0.061 | 0.015 |
| Concrete/Industrial Saws | 2016 | 2016Concrete/Industrial Saws50 | 50 | 1.322 | 4.818 | 5.029 | 0.35 | 0.35 | 0.007 | 568.3 | 0.119 | 0.015 |
| Concrete/Industrial Saws | 2016 | 2016Concrete/Industrial Saws120 | 120 | 0.62 | 4.432 | 3.62 | 0.333 | 0.333 | 0.006 | 568.3 | 0.055 | 0.015 |
| Concrete/Industrial Saws | 2016 | 2016Concrete/Industrial Saws175 | 175 | 0.435 | 3.708 | 3.074 | 0.186 | 0.186 | 0.006 | 568.299 | 0.039 | 0.015 |

| | | | | | | | | | | | | |
|---|---|---|---|---|---|---|---|---|---|---|---|---|
| Concrete/Industrial Saws | 2017 | 2017Concrete/Industrial Saws25 | 25 | 0.685 | 4.332 | 2.34 | 0.161 | 0.161 | 0.007 | 568.299 | 0.061 | 0.015 |
| Concrete/Industrial Saws | 2017 | 2017Concrete/Industrial Saws50 | 50 | 1.175 | 4.652 | 4.894 | 0.313 | 0.313 | 0.007 | 568.299 | 0.106 | 0.015 |
| Concrete/Industrial Saws | 2017 | 2017Concrete/Industrial Saws120 | 120 | 0.557 | 4.086 | 3.595 | 0.294 | 0.294 | 0.006 | 568.299 | 0.05 | 0.015 |
| Concrete/Industrial Saws | 2017 | 2017Concrete/Industrial Saws175 | 175 | 0.395 | 3.316 | 3.073 | 0.165 | 0.165 | 0.006 | 568.299 | 0.035 | 0.015 |
| Concrete/Industrial Saws | 2018 | 2018Concrete/Industrial Saws25 | 25 | 0.685 | 4.332 | 2.339 | 0.161 | 0.161 | 0.007 | 568.299 | 0.061 | 0.015 |
| Concrete/Industrial Saws | 2018 | 2018Concrete/Industrial Saws50 | 50 | 1.032 | 4.492 | 4.766 | 0.277 | 0.277 | 0.007 | 568.299 | 0.093 | 0.015 |
| Concrete/Industrial Saws | 2018 | 2018Concrete/Industrial Saws120 | 120 | 0.498 | 3.754 | 3.571 | 0.256 | 0.256 | 0.006 | 568.299 | 0.044 | 0.015 |
| Concrete/Industrial Saws | 2018 | 2018Concrete/Industrial Saws175 | 175 | 0.359 | 2.945 | 3.072 | 0.145 | 0.145 | 0.006 | 568.299 | 0.032 | 0.015 |
| Concrete/Industrial Saws | 2019 | 2019Concrete/Industrial Saws25 | 25 | 0.685 | 4.332 | 2.339 | 0.161 | 0.161 | 0.007 | 568.299 | 0.061 | 0.015 |
| Concrete/Industrial Saws | 2019 | 2019Concrete/Industrial Saws50 | 50 | 0.899 | 4.338 | 4.845 | 0.242 | 0.242 | 0.007 | 568.299 | 0.081 | 0.015 |
| Concrete/Industrial Saws | 2019 | 2019Concrete/Industrial Saws120 | 120 | 0.443 | 3.441 | 3.55 | 0.22 | 0.22 | 0.006 | 568.3 | 0.04 | 0.015 |
| Concrete/Industrial Saws | 2019 | 2019Concrete/Industrial Saws175 | 175 | 0.33 | 2.618 | 3.072 | 0.128 | 0.128 | 0.006 | 568.299 | 0.029 | 0.015 |
| Concrete/Industrial Saws | 2020 | 2020Concrete/Industrial Saws25 | 25 | 0.685 | 4.332 | 2.339 | 0.161 | 0.161 | 0.007 | 568.299 | 0.061 | 0.015 |
| Concrete/Industrial Saws | 2020 | 2020Concrete/Industrial Saws50 | 50 | 0.798 | 4.196 | 4.552 | 0.212 | 0.212 | 0.007 | 568.299 | 0.072 | 0.015 |
| Concrete/Industrial Saws | 2020 | 2020Concrete/Industrial Saws120 | 120 | 0.401 | 3.163 | 3.535 | 0.19 | 0.19 | 0.006 | 568.299 | 0.036 | 0.015 |
| Concrete/Industrial Saws | 2020 | 2020Concrete/Industrial Saws175 | 175 | 0.306 | 2.324 | 3.072 | 0.114 | 0.114 | 0.006 | 568.299 | 0.027 | 0.015 |
| Concrete/Industrial Saws | 2021 | 2021Concrete/Industrial Saws25 | 25 | 0.685 | 4.332 | 2.34 | 0.161 | 0.161 | 0.007 | 568.299 | 0.061 | 0.015 |
| Concrete/Industrial Saws | 2021 | 2021Concrete/Industrial Saws50 | 50 | 0.722 | 4.063 | 4.481 | 0.184 | 0.184 | 0.007 | 568.3 | 0.065 | 0.015 |
| Concrete/Industrial Saws | 2021 | 2021Concrete/Industrial Saws120 | 120 | 0.369 | 2.913 | 3.523 | 0.166 | 0.166 | 0.006 | 568.299 | 0.033 | 0.015 |
| Concrete/Industrial Saws | 2021 | 2021Concrete/Industrial Saws175 | 175 | 0.285 | 2.055 | 3.072 | 0.101 | 0.101 | 0.006 | 568.299 | 0.025 | 0.015 |
| Concrete/Industrial Saws | 2022 | 2022Concrete/Industrial Saws25 | 25 | 0.685 | 4.332 | 2.339 | 0.161 | 0.161 | 0.007 | 568.299 | 0.061 | 0.015 |
| Concrete/Industrial Saws | 2022 | 2022Concrete/Industrial Saws50 | 50 | 0.66 | 3.936 | 4.422 | 0.158 | 0.158 | 0.007 | 568.3 | 0.059 | 0.015 |
| Concrete/Industrial Saws | 2022 | 2022Concrete/Industrial Saws120 | 120 | 0.343 | 2.686 | 3.514 | 0.144 | 0.144 | 0.006 | 568.299 | 0.031 | 0.015 |
| Concrete/Industrial Saws | 2022 | 2022Concrete/Industrial Saws175 | 175 | 0.267 | 1.806 | 3.072 | 0.089 | 0.089 | 0.006 | 568.3 | 0.024 | 0.015 |
| Concrete/Industrial Saws | 2023 | 2023Concrete/Industrial Saws25 | 25 | 0.685 | 4.332 | 2.34 | 0.161 | 0.161 | 0.007 | 568.299 | 0.061 | 0.015 |
| Concrete/Industrial Saws | 2023 | 2023Concrete/Industrial Saws50 | 50 | 0.606 | 3.815 | 4.372 | 0.134 | 0.134 | 0.007 | 568.299 | 0.054 | 0.015 |
| Concrete/Industrial Saws | 2023 | 2023Concrete/Industrial Saws120 | 120 | 0.32 | 2.478 | 3.507 | 0.123 | 0.123 | 0.006 | 568.3 | 0.028 | 0.015 |
| Concrete/Industrial Saws | 2023 | 2023Concrete/Industrial Saws175 | 175 | 0.25 | 1.599 | 3.072 | 0.077 | 0.077 | 0.006 | 568.299 | 0.022 | 0.015 |
| Concrete/Industrial Saws | 2024 | 2024Concrete/Industrial Saws25 | 25 | 0.685 | 4.332 | 2.339 | 0.161 | 0.161 | 0.007 | 568.299 | 0.061 | 0.015 |
| Concrete/Industrial Saws | 2024 | 2024Concrete/Industrial Saws50 | 50 | 0.561 | 3.701 | 4.33 | 0.115 | 0.115 | 0.007 | 568.3 | 0.05 | 0.015 |
| Concrete/Industrial Saws | 2024 | 2024Concrete/Industrial Saws120 | 120 | 0.3 | 2.315 | 3.5 | 0.106 | 0.106 | 0.006 | 568.299 | 0.027 | 0.015 |
| Concrete/Industrial Saws | 2024 | 2024Concrete/Industrial Saws175 | 175 | 0.235 | 1.418 | 3.072 | 0.067 | 0.067 | 0.006 | 568.299 | 0.021 | 0.015 |
| Concrete/Industrial Saws | 2025 | 2025Concrete/Industrial Saws25 | 25 | 0.685 | 4.332 | 2.339 | 0.161 | 0.161 | 0.007 | 568.299 | 0.061 | 0.015 |
| Concrete/Industrial Saws | 2025 | 2025Concrete/Industrial Saws50 | 50 | 0.525 | 3.592 | 4.297 | 0.099 | 0.099 | 0.007 | 568.299 | 0.047 | 0.015 |
| Concrete/Industrial Saws | 2025 | 2025Concrete/Industrial Saws120 | 120 | 0.283 | 2.176 | 3.495 | 0.089 | 0.089 | 0.006 | 568.3 | 0.025 | 0.015 |
| Concrete/Industrial Saws | 2025 | 2025Concrete/Industrial Saws175 | 175 | 0.22 | 1.249 | 3.073 | 0.056 | 0.056 | 0.006 | 568.3 | 0.019 | 0.015 |
| Concrete/Industrial Saws | 2030 | 2030Concrete/Industrial Saws25 | 25 | 0.685 | 4.332 | 2.339 | 0.161 | 0.161 | 0.007 | 568.299 | 0.061 | 0.015 |
| Concrete/Industrial Saws | 2030 | 2030Concrete/Industrial Saws50 | 50 | 0.409 | 3.222 | 4.199 | 0.041 | 0.041 | 0.007 | 568.299 | 0.036 | 0.015 |
| Concrete/Industrial Saws | 2030 | 2030Concrete/Industrial Saws120 | 120 | 0.221 | 1.667 | 3.48 | 0.036 | 0.036 | 0.006 | 568.299 | 0.019 | 0.015 |
| Concrete/Industrial Saws | 2030 | 2030Concrete/Industrial Saws175 | 175 | 0.163 | 0.59 | 3.074 | 0.025 | 0.025 | 0.006 | 568.299 | 0.014 | 0.015 |
| Concrete/Industrial Saws | 2035 | 2035Concrete/Industrial Saws25 | 25 | 0.685 | 4.332 | 2.339 | 0.161 | 0.161 | 0.007 | 568.299 | 0.061 | 0.015 |
| Concrete/Industrial Saws | 2035 | 2035Concrete/Industrial Saws50 | 50 | 0.375 | 3.107 | 4.174 | 0.021 | 0.021 | 0.007 | 568.3 | 0.033 | 0.015 |
| Concrete/Industrial Saws | 2035 | 2035Concrete/Industrial Saws120 | 120 | 0.2 | 1.491 | 3.476 | 0.018 | 0.018 | 0.006 | 568.299 | 0.018 | 0.015 |
| Concrete/Industrial Saws | 2035 | 2035Concrete/Industrial Saws175 | 175 | 0.143 | 0.374 | 3.075 | 0.014 | 0.014 | 0.006 | 568.299 | 0.012 | 0.015 |
| Concrete/Industrial Saws | 2040 | 2040Concrete/Industrial Saws25 | 25 | 0.685 | 4.332 | 2.339 | 0.161 | 0.161 | 0.007 | 568.299 | 0.061 | 0.015 |
| Concrete/Industrial Saws | 2040 | 2040Concrete/Industrial Saws50 | 50 | 0.373 | 3.058 | 4.175 | 0.014 | 0.014 | 0.007 | 568.299 | 0.033 | 0.015 |
| Concrete/Industrial Saws | 2040 | 2040Concrete/Industrial Saws120 | 120 | 0.195 | 1.434 | 3.477 | 0.013 | 0.013 | 0.006 | 568.299 | 0.017 | 0.015 |
| Concrete/Industrial Saws | 2040 | 2040Concrete/Industrial Saws175 | 175 | 0.136 | 0.297 | 3.076 | 0.011 | 0.011 | 0.006 | 568.3 | 0.012 | 0.015 |
| Cranes | 1990 | 1990Cranes50 | 50 | 5.179 | 8.093 | 10.396 | 1.345 | 1.345 | 0.871 | 568.299 | 0.467 | 0.015 |
| Cranes | 1990 | 1990Cranes120 | 120 | 2.508 | 15.674 | 5.983 | 1.427 | 1.427 | 0.791 | 568.299 | 0.226 | 0.015 |
| Cranes | 1990 | 1990Cranes175 | 175 | 2.033 | 15.601 | 5.387 | 1.142 | 1.142 | 0.758 | 568.299 | 0.183 | 0.015 |
| Cranes | 1990 | 1990Cranes250 | 250 | 2.033 | 15.601 | 5.387 | 1.142 | 1.142 | 0.758 | 568.299 | 0.183 | 0.015 |
| Cranes | 1990 | 1990Cranes500 | 500 | 1.782 | 14.718 | 12.529 | 0.968 | 0.968 | 0.662 | 568.299 | 0.16 | 0.015 |
| Cranes | 1990 | 1990Cranes750 | 750 | 1.782 | 14.718 | 12.529 | 0.986 | 0.986 | 1.018 | 568.299 | 0.16 | 0.015 |
| Cranes | 1990 | 1990Cranes9999 | 9999 | 1.778 | 14.718 | 12.529 | 0.98 | 0.98 | 1.018 | 568.299 | 0.16 | 0.015 |
| Cranes | 2000 | 2000Cranes50 | 50 | 4.636 | 7.163 | 9.507 | 0.958 | 0.958 | 0.066 | 568.3 | 0.418 | 0.015 |
| Cranes | 2000 | 2000Cranes120 | 120 | 1.926 | 10.905 | 4.81 | 0.93 | 0.93 | 0.06 | 568.299 | 0.173 | 0.015 |
| Cranes | 2000 | 2000Cranes175 | 175 | 1.299 | 9.929 | 3.932 | 0.552 | 0.552 | 0.057 | 568.299 | 0.117 | 0.015 |
| Cranes | 2000 | 2000Cranes250 | 250 | 1.13 | 9.635 | 3.285 | 0.47 | 0.47 | 0.057 | 568.299 | 0.101 | 0.015 |
| Cranes | 2000 | 2000Cranes500 | 500 | 1.019 | 9.139 | 5.545 | 0.411 | 0.411 | 0.05 | 568.299 | 0.092 | 0.015 |
| Cranes | 2000 | 2000Cranes750 | 750 | 1.019 | 9.139 | 5.545 | 0.411 | 0.411 | 0.052 | 568.299 | 0.092 | 0.015 |
| Cranes | 2000 | 2000Cranes9999 | 9999 | 1.064 | 9.643 | 6.045 | 0.394 | 0.394 | 0.052 | 568.299 | 0.096 | 0.015 |
| Cranes | 2005 | 2005Cranes50 | 50 | 4.193 | 6.736 | 8.893 | 0.898 | 0.898 | 0.066 | 568.3 | 0.378 | 0.015 |
| Cranes | 2005 | 2005Cranes120 | 120 | 1.686 | 9.357 | 4.493 | 0.875 | 0.875 | 0.06 | 568.299 | 0.152 | 0.015 |
| Cranes | 2005 | 2005Cranes175 | 175 | 1.108 | 8.542 | 3.6 | 0.487 | 0.487 | 0.057 | 568.299 | 0.099 | 0.015 |
| Cranes | 2005 | 2005Cranes250 | 250 | 0.847 | 8.163 | 2.367 | 0.343 | 0.343 | 0.057 | 568.299 | 0.076 | 0.015 |
| Cranes | 2005 | 2005Cranes500 | 500 | 0.75 | 7.448 | 3.287 | 0.303 | 0.303 | 0.05 | 568.299 | 0.067 | 0.015 |
| Cranes | 2005 | 2005Cranes750 | 750 | 0.76 | 7.598 | 3.283 | 0.305 | 0.305 | 0.052 | 568.299 | 0.068 | 0.015 |
| Cranes | 2005 | 2005Cranes9999 | 9999 | 0.838 | 8.503 | 3.718 | 0.293 | 0.293 | 0.052 | 568.299 | 0.075 | 0.015 |
| Cranes | 2010 | 2010Cranes50 | 50 | 2.3418 | 6.30432 | 7.37084 | 0.6648 | 0.6116 | 0.0053 | 575.653 | 0.1676 | 0.015 |
| Cranes | 2010 | 2010Cranes120 | 120 | 1.3567 | 11.2099 | 5.06328 | 0.8338 | 0.7671 | 0.0048 | 522.2692 | 0.152 | 0.013 |
| Cranes | 2010 | 2010Cranes175 | 175 | 0.8399 | 9.06236 | 3.96843 | 0.4835 | 0.4448 | 0.0049 | 527.7153 | 0.1536 | 0.014 |
| Cranes | 2010 | 2010Cranes250 | 250 | 0.6941 | 8.39974 | 2.85637 | 0.3833 | 0.3526 | 0.0049 | 525.6477 | 0.153 | 0.013 |
| Cranes | 2010 | 2010Cranes500 | 500 | 0.5292 | 7.05496 | 4.77692 | 0.2916 | 0.2683 | 0.0049 | 524.2494 | 0.1526 | 0.013 |
| Cranes | 2010 | 2010Cranes750 | 750 | 0.2609 | 4.49648 | 1.59747 | 0.149 | 0.1371 | 0.0049 | 523.8164 | 0.1525 | 0.013 |
| Cranes | 2010 | 2010Cranes9999 | 9999 | 0.3257 | 6.39903 | 1.00751 | 0.1506 | 0.1386 | 0.0049 | 524.505 | 0.1527 | 0.013 |
| Cranes | 2011 | 2011Cranes50 | 50 | 2.2411 | 6.2271 | 7.21121 | 0.6409 | 0.5896 | 0.0053 | 574.2181 | 0.1676 | 0.015 |
| Cranes | 2011 | 2011Cranes120 | 120 | 1.3269 | 10.9169 | 5.02442 | 0.8101 | 0.7453 | 0.0048 | 521.0055 | 0.152 | 0.013 |
| Cranes | 2011 | 2011Cranes175 | 175 | 0.8326 | 8.96629 | 3.9727 | 0.4797 | 0.4414 | 0.0049 | 526.3466 | 0.1536 | 0.013 |
| Cranes | 2011 | 2011Cranes250 | 250 | 0.6881 | 8.29972 | 2.82731 | 0.3791 | 0.3488 | 0.0049 | 524.3412 | 0.153 | 0.013 |
| Cranes | 2011 | 2011Cranes500 | 500 | 0.5158 | 6.85019 | 4.61471 | 0.283 | 0.2604 | 0.0049 | 523.002 | 0.1526 | 0.013 |
| Cranes | 2011 | 2011Cranes750 | 750 | 0.267 | 4.47987 | 1.60931 | 0.1509 | 0.1388 | 0.0049 | 522.4977 | 0.1525 | 0.013 |
| Cranes | 2011 | 2011Cranes9999 | 9999 | 0.3299 | 6.442 | 1.01544 | 0.1534 | 0.1411 | 0.0049 | 523.1938 | 0.1527 | 0.013 |
| Cranes | 2012 | 2012Cranes50 | 50 | 2.1639 | 6.16881 | 7.10245 | 0.6225 | 0.5727 | 0.0053 | 572.7834 | 0.1676 | 0.015 |
| Cranes | 2012 | 2012Cranes120 | 120 | 1.3022 | 10.7338 | 4.99918 | 0.7952 | 0.7316 | 0.0048 | 519.357 | 0.1519 | 0.013 |
| Cranes | 2012 | 2012Cranes175 | 175 | 0.8336 | 8.9416 | 3.98552 | 0.4808 | 0.4423 | 0.0049 | 525.0081 | 0.1536 | 0.013 |
| Cranes | 2012 | 2012Cranes250 | 250 | 0.6923 | 8.30152 | 2.83394 | 0.3805 | 0.3501 | 0.0049 | 522.9802 | 0.153 | 0.013 |
| Cranes | 2012 | 2012Cranes500 | 500 | 0.5147 | 6.7893 | 4.5553 | 0.2811 | 0.2585 | 0.0049 | 521.6408 | 0.1526 | 0.013 |
| Cranes | 2012 | 2012Cranes750 | 750 | 0.2726 | 4.45619 | 1.62066 | 0.1517 | 0.1396 | 0.0049 | 521.1061 | 0.1524 | 0.013 |
| Cranes | 2012 | 2012Cranes9999 | 9999 | 0.3341 | 6.48415 | 1.02322 | 0.1561 | 0.1436 | 0.0049 | 521.8825 | 0.1527 | 0.013 |
| Cranes | 2013 | 2013Cranes50 | 50 | 2.1392 | 6.10837 | 7.11869 | 0.6103 | 0.5615 | 0.0053 | 569.9097 | 0.1676 | 0.015 |
| Cranes | 2013 | 2013Cranes120 | 120 | 1.2656 | 10.4655 | 4.95084 | 0.7751 | 0.7131 | 0.0048 | 516.6909 | 0.1519 | 0.013 |
| Cranes | 2013 | 2013Cranes175 | 175 | 0.8257 | 8.83222 | 3.98019 | 0.4764 | 0.4382 | 0.0049 | 522.3332 | 0.1536 | 0.013 |
| Cranes | 2013 | 2013Cranes250 | 250 | 0.6832 | 8.15558 | 2.80099 | 0.3745 | 0.3446 | 0.0049 | 520.3446 | 0.153 | 0.013 |
| Cranes | 2013 | 2013Cranes500 | 500 | 0.4982 | 6.51563 | 4.36265 | 0.27 | 0.2484 | 0.0049 | 519.0961 | 0.1526 | 0.013 |
| Cranes | 2013 | 2013Cranes750 | 750 | 0.2753 | 4.36739 | 1.62896 | 0.1503 | 0.1382 | 0.0049 | 518.355 | 0.1524 | 0.013 |
| Cranes | 2013 | 2013Cranes9999 | 9999 | 0.3382 | 6.5255 | 1.03085 | 0.1588 | 0.1461 | 0.0049 | 519.28 | 0.1527 | 0.013 |
| Cranes | 2014 | 2014Cranes50 | 50 | 2.1147 | 6.09324 | 7.12566 | 0.6073 | 0.5587 | 0.0053 | 567.0058 | 0.1676 | 0.015 |
| Cranes | 2014 | 2014Cranes120 | 120 | 1.2448 | 10.3017 | 4.92305 | 0.7649 | 0.7037 | 0.0048 | 514.0286 | 0.1519 | 0.013 |
| Cranes | 2014 | 2014Cranes175 | 175 | 0.7934 | 8.47052 | 3.93186 | 0.457 | 0.4205 | 0.0049 | 519.5114 | 0.1535 | 0.013 |
| Cranes | 2014 | 2014Cranes250 | 250 | 0.6607 | 7.86026 | 2.72625 | 0.3603 | 0.3314 | 0.0049 | 517.6833 | 0.153 | 0.013 |
| Cranes | 2014 | 2014Cranes500 | 500 | 0.4829 | 6.26415 | 4.17708 | 0.2596 | 0.2388 | 0.0049 | 516.5784 | 0.1527 | 0.013 |
| Cranes | 2014 | 2014Cranes750 | 750 | 0.2799 | 4.32737 | 1.63567 | 0.1507 | 0.1387 | 0.0049 | 515.6071 | 0.1524 | 0.013 |
| Cranes | 2014 | 2014Cranes9999 | 9999 | 0.1204 | 2.28075 | 0.94782 | 0.0544 | 0.05 | 0.0049 | 516.6375 | 0.1527 | 0.013 |
| Cranes | 2015 | 2015Cranes50 | 50 | 2.0867 | 6.07491 | 7.12517 | 0.6005 | 0.5525 | 0.0053 | 561.2236 | 0.1675 | 0.014 |
| Cranes | 2015 | 2015Cranes120 | 120 | 1.2137 | 10.0604 | 4.88366 | 0.7467 | 0.6869 | 0.0048 | 508.8366 | 0.1519 | 0.013 |
| Cranes | 2015 | 2015Cranes175 | 175 | 0.7821 | 8.3254 | 3.91821 | 0.4501 | 0.4141 | 0.0049 | 514.2598 | 0.1535 | 0.013 |
| Cranes | 2015 | 2015Cranes250 | 250 | 0.6422 | 7.62156 | 2.65334 | 0.3479 | 0.3201 | 0.0049 | 512.4484 | 0.153 | 0.013 |
| Cranes | 2015 | 2015Cranes500 | 500 | 0.475 | 6.12404 | 4.10962 | 0.2534 | 0.2331 | 0.0049 | 511.1972 | 0.1526 | 0.013 |
| Cranes | 2015 | 2015Cranes750 | 750 | 0.2859 | 4.31183 | 1.64279 | 0.1518 | 0.1397 | 0.0049 | 510.3342 | 0.1524 | 0.013 |
| Cranes | 2015 | 2015Cranes9999 | 9999 | 0.1311 | 2.29477 | 0.95679 | 0.0554 | 0.051 | 0.0049 | 511.3924 | 0.1527 | 0.013 |
| Cranes | 2016 | 2016Cranes50 | 50 | 2.1302 | 6.11027 | 7.2684 | 0.6102 | 0.5614 | 0.0053 | 555.4414 | 0.1675 | 0.014 |
| Cranes | 2016 | 2016Cranes120 | 120 | 1.1538 | 9.60772 | 4.79702 | 0.7095 | 0.6527 | 0.0048 | 503.5992 | 0.1519 | 0.013 |
| Cranes | 2016 | 2016Cranes175 | 175 | 0.7436 | 7.88718 | 3.86156 | 0.4273 | 0.3931 | 0.0049 | 508.9515 | 0.1535 | 0.013 |
| Cranes | 2016 | 2016Cranes250 | 250 | 0.6229 | 7.38068 | 2.5822 | 0.3349 | 0.3081 | 0.0049 | 507.1552 | 0.153 | 0.013 |
| Cranes | 2016 | 2016Cranes500 | 500 | 0.443 | 5.64865 | 3.83445 | 0.2332 | 0.2145 | 0.0049 | 506.0882 | 0.1527 | 0.013 |
| Cranes | 2016 | 2016Cranes750 | 750 | 0.2922 | 4.31387 | 1.65024 | 0.1529 | 0.1406 | 0.0049 | 505.0695 | 0.1523 | 0.013 |
| Cranes | 2016 | 2016Cranes9999 | 9999 | 0.1417 | 2.30856 | 0.96562 | 0.0565 | 0.0519 | 0.0049 | 506.1474 | 0.1527 | 0.013 |
| Cranes | 2017 | 2017Cranes50 | 50 | 2.1726 | 6.14479 | 7.40804 | 0.6199 | 0.5703 | 0.0053 | 546.7815 | 0.1675 | 0.014 |
| Cranes | 2017 | 2017Cranes120 | 120 | 1.0965 | 9.15389 | 4.71022 | 0.6777 | 0.6235 | 0.0048 | 495.7534 | 0.1519 | 0.013 |
| Cranes | 2017 | 2017Cranes175 | 175 | 0.6962 | 7.36009 | 3.78744 | 0.3974 | 0.3656 | 0.0049 | 501.093 | 0.1535 | 0.013 |
| Cranes | 2017 | 2017Cranes250 | 250 | 0.5606 | 6.65526 | 2.38452 | 0.2967 | 0.273 | 0.0049 | 499.3721 | 0.153 | 0.013 |
| Cranes | 2017 | 2017Cranes500 | 500 | 0.4101 | 5.23184 | 3.54746 | 0.2124 | 0.1954 | 0.0049 | 498.439 | 0.1527 | 0.013 |

| | | | | | | | | | | | | |
|---|---|---|---|---|---|---|---|---|---|---|---|---|
| Cranes | 2017 | 2017Cranes750 | 750 | 0.2867 | 4.1579 | 1.63305 | 0.1471 | 0.1353 | 0.0049 | 497.1865 | 0.1523 | 0.013 |
| Cranes | 2017 | 2017Cranes9999 | 9999 | 0.1521 | 2.32212 | 0.97429 | 0.0575 | 0.0529 | 0.0049 | 498.2798 | 0.1527 | 0.013 |
| Cranes | 2018 | 2018Cranes50 | 50 | 2.0722 | 6.00385 | 7.24744 | 0.624 | 0.5741 | 0.0053 | 538.1219 | 0.1675 | 0.014 |
| Cranes | 2018 | 2018Cranes120 | 120 | 0.9316 | 7.93075 | 4.45237 | 0.5831 | 0.5364 | 0.0048 | 488.1172 | 0.152 | 0.013 |
| Cranes | 2018 | 2018Cranes175 | 175 | 0.6212 | 6.5572 | 3.66571 | 0.3511 | 0.323 | 0.0049 | 493.0451 | 0.1535 | 0.013 |
| Cranes | 2018 | 2018Cranes250 | 250 | 0.4831 | 5.77298 | 2.13445 | 0.2499 | 0.2299 | 0.0049 | 491.4069 | 0.153 | 0.013 |
| Cranes | 2018 | 2018Cranes500 | 500 | 0.3697 | 4.63433 | 3.1871 | 0.187 | 0.172 | 0.0049 | 490.8912 | 0.1528 | 0.013 |
| Cranes | 2018 | 2018Cranes750 | 750 | 0.2706 | 3.7688 | 1.61304 | 0.1368 | 0.1259 | 0.0049 | 489.0536 | 0.1522 | 0.013 |
| Cranes | 2018 | 2018Cranes9999 | 9999 | 0.1623 | 2.33544 | 0.98282 | 0.0585 | 0.0538 | 0.0049 | 490.4122 | 0.1527 | 0.013 |
| Cranes | 2019 | 2019Cranes50 | 50 | 2.0454 | 5.95197 | 7.24465 | 0.6148 | 0.5657 | 0.0053 | 529.4626 | 0.1675 | 0.014 |
| Cranes | 2019 | 2019Cranes120 | 120 | 0.8032 | 6.95786 | 4.26491 | 0.5005 | 0.4604 | 0.0048 | 480.3251 | 0.152 | 0.012 |
| Cranes | 2019 | 2019Cranes175 | 175 | 0.5677 | 5.94857 | 3.5982 | 0.3177 | 0.2923 | 0.0049 | 485.1817 | 0.1535 | 0.012 |
| Cranes | 2019 | 2019Cranes250 | 250 | 0.4266 | 5.0842 | 1.94079 | 0.2155 | 0.1983 | 0.0049 | 483.4616 | 0.153 | 0.012 |
| Cranes | 2019 | 2019Cranes500 | 500 | 0.3491 | 4.29654 | 2.96893 | 0.173 | 0.1592 | 0.0049 | 483.1422 | 0.1529 | 0.012 |
| Cranes | 2019 | 2019Cranes750 | 750 | 0.252 | 3.42803 | 1.44568 | 0.1238 | 0.1139 | 0.0049 | 481.1192 | 0.1522 | 0.012 |
| Cranes | 2019 | 2019Cranes9999 | 9999 | 0.1723 | 2.34854 | 0.9932 | 0.0595 | 0.0547 | 0.0049 | 482.5446 | 0.1527 | 0.012 |
| Cranes | 2020 | 2020Cranes50 | 50 | 2.0835 | 5.98471 | 7.37625 | 0.6237 | 0.5738 | 0.0053 | 517.9263 | 0.1675 | 0.013 |
| Cranes | 2020 | 2020Cranes120 | 120 | 0.7319 | 6.38117 | 4.17141 | 0.4529 | 0.4167 | 0.0048 | 469.8821 | 0.152 | 0.012 |
| Cranes | 2020 | 2020Cranes175 | 175 | 0.5369 | 5.5697 | 3.56232 | 0.2978 | 0.274 | 0.0049 | 474.5939 | 0.1535 | 0.012 |
| Cranes | 2020 | 2020Cranes250 | 250 | 0.3837 | 4.56329 | 1.7904 | 0.1881 | 0.1731 | 0.0049 | 472.9488 | 0.153 | 0.012 |
| Cranes | 2020 | 2020Cranes500 | 500 | 0.3206 | 3.86249 | 2.66037 | 0.1548 | 0.1424 | 0.0049 | 472.5579 | 0.1528 | 0.012 |
| Cranes | 2020 | 2020Cranes750 | 750 | 0.2418 | 3.10471 | 1.44353 | 0.116 | 0.1067 | 0.0049 | 470.4254 | 0.1521 | 0.012 |
| Cranes | 2020 | 2020Cranes9999 | 9999 | 0.1822 | 2.3614 | 0.99943 | 0.0604 | 0.0556 | 0.0049 | 472.0545 | 0.1527 | 0.012 |
| Cranes | 2021 | 2021Cranes50 | 50 | 2.1145 | 6.01375 | 7.48883 | 0.6311 | 0.5806 | 0.0053 | 517.8995 | 0.1675 | 0.013 |
| Cranes | 2021 | 2021Cranes120 | 120 | 0.6514 | 5.73085 | 4.06507 | 0.3983 | 0.3664 | 0.0048 | 469.8867 | 0.152 | 0.012 |
| Cranes | 2021 | 2021Cranes175 | 175 | 0.4984 | 5.1125 | 3.51648 | 0.2728 | 0.251 | 0.0049 | 474.5458 | 0.1535 | 0.012 |
| Cranes | 2021 | 2021Cranes250 | 250 | 0.3495 | 4.10439 | 1.67824 | 0.1666 | 0.1533 | 0.0049 | 472.9057 | 0.1529 | 0.012 |
| Cranes | 2021 | 2021Cranes500 | 500 | 0.2954 | 3.44253 | 2.44833 | 0.1385 | 0.1274 | 0.0049 | 472.4553 | 0.1528 | 0.012 |
| Cranes | 2021 | 2021Cranes750 | 750 | 0.2278 | 2.72739 | 1.43956 | 0.1068 | 0.0982 | 0.0049 | 470.5495 | 0.1522 | 0.012 |
| Cranes | 2021 | 2021Cranes9999 | 9999 | 0.1918 | 2.37402 | 1.00751 | 0.0614 | 0.0565 | 0.0049 | 472.0545 | 0.1527 | 0.012 |
| Cranes | 2022 | 2022Cranes50 | 50 | 2.0281 | 5.8991 | 7.36828 | 0.6031 | 0.5549 | 0.0053 | 517.8722 | 0.1675 | 0.013 |
| Cranes | 2022 | 2022Cranes120 | 120 | 0.5778 | 5.14893 | 3.97198 | 0.3459 | 0.3182 | 0.0048 | 469.9929 | 0.152 | 0.012 |
| Cranes | 2022 | 2022Cranes175 | 175 | 0.4567 | 4.6169 | 3.4753 | 0.2462 | 0.2265 | 0.0049 | 474.5887 | 0.1535 | 0.012 |
| Cranes | 2022 | 2022Cranes250 | 250 | 0.3157 | 3.54149 | 1.60164 | 0.147 | 0.1353 | 0.0049 | 472.9832 | 0.153 | 0.012 |
| Cranes | 2022 | 2022Cranes500 | 500 | 0.2609 | 2.89369 | 2.21201 | 0.1173 | 0.1079 | 0.0049 | 472.1806 | 0.1527 | 0.012 |
| Cranes | 2022 | 2022Cranes750 | 750 | 0.2003 | 2.25087 | 1.28309 | 0.0888 | 0.0817 | 0.0049 | 470.4755 | 0.1522 | 0.012 |
| Cranes | 2022 | 2022Cranes9999 | 9999 | 0.2013 | 2.38641 | 1.01544 | 0.0623 | 0.0573 | 0.0049 | 472.0545 | 0.1527 | 0.012 |
| Cranes | 2023 | 2023Cranes50 | 50 | 2.0466 | 5.9225 | 7.45254 | 0.6076 | 0.559 | 0.0053 | 517.8722 | 0.1675 | 0.013 |
| Cranes | 2023 | 2023Cranes120 | 120 | 0.5517 | 4.87461 | 3.9444 | 0.3227 | 0.2969 | 0.0048 | 469.8891 | 0.152 | 0.012 |
| Cranes | 2023 | 2023Cranes175 | 175 | 0.4232 | 4.22184 | 3.44284 | 0.2237 | 0.2058 | 0.0049 | 474.595 | 0.1535 | 0.012 |
| Cranes | 2023 | 2023Cranes250 | 250 | 0.2974 | 3.22938 | 1.55262 | 0.1349 | 0.1241 | 0.0049 | 472.9738 | 0.153 | 0.012 |
| Cranes | 2023 | 2023Cranes500 | 500 | 0.2363 | 2.5105 | 2.01 | 0.1015 | 0.0934 | 0.0049 | 472.294 | 0.1527 | 0.012 |
| Cranes | 2023 | 2023Cranes750 | 750 | 0.195 | 2.07257 | 1.28213 | 0.0841 | 0.0774 | 0.0049 | 470.2508 | 0.1521 | 0.012 |
| Cranes | 2023 | 2023Cranes9999 | 9999 | 0.2106 | 2.39857 | 1.02322 | 0.0632 | 0.0581 | 0.0049 | 472.0545 | 0.1527 | 0.012 |
| Cranes | 2024 | 2024Cranes50 | 50 | 1.9367 | 5.78795 | 7.26852 | 0.5771 | 0.531 | 0.0053 | 517.8722 | 0.1675 | 0.013 |
| Cranes | 2024 | 2024Cranes120 | 120 | 0.5242 | 4.61888 | 3.90649 | 0.3014 | 0.2773 | 0.0048 | 469.9932 | 0.152 | 0.012 |
| Cranes | 2024 | 2024Cranes175 | 175 | 0.3813 | 3.7029 | 3.3893 | 0.1962 | 0.1805 | 0.0049 | 474.6358 | 0.1535 | 0.012 |
| Cranes | 2024 | 2024Cranes250 | 250 | 0.2808 | 2.96596 | 1.50208 | 0.1234 | 0.1135 | 0.0049 | 472.9538 | 0.153 | 0.012 |
| Cranes | 2024 | 2024Cranes500 | 500 | 0.2305 | 2.38291 | 1.93263 | 0.0963 | 0.0886 | 0.0049 | 472.0664 | 0.1527 | 0.012 |
| Cranes | 2024 | 2024Cranes750 | 750 | 0.1908 | 1.89979 | 1.28334 | 0.0796 | 0.0732 | 0.0049 | 470.3306 | 0.1521 | 0.012 |
| Cranes | 2024 | 2024Cranes9999 | 9999 | 0.2198 | 2.4105 | 1.03085 | 0.0661 | 0.059 | 0.0049 | 472.0545 | 0.1527 | 0.012 |
| Cranes | 2025 | 2025Cranes50 | 50 | 1.811 | 5.63562 | 7.07168 | 0.5427 | 0.4993 | 0.0053 | 517.8722 | 0.1675 | 0.013 |
| Cranes | 2025 | 2025Cranes120 | 120 | 0.4633 | 4.13532 | 3.83081 | 0.2604 | 0.2395 | 0.0048 | 469.5332 | 0.1519 | 0.012 |
| Cranes | 2025 | 2025Cranes175 | 175 | 0.3342 | 3.16038 | 3.33544 | 0.1663 | 0.153 | 0.0049 | 474.7477 | 0.1535 | 0.012 |
| Cranes | 2025 | 2025Cranes250 | 250 | 0.2648 | 2.68128 | 1.4697 | 0.114 | 0.1049 | 0.0049 | 472.9798 | 0.153 | 0.012 |
| Cranes | 2025 | 2025Cranes500 | 500 | 0.2184 | 2.15424 | 1.83363 | 0.0879 | 0.0809 | 0.0049 | 471.9671 | 0.1526 | 0.012 |
| Cranes | 2025 | 2025Cranes750 | 750 | 0.1717 | 1.63763 | 1.27366 | 0.0677 | 0.0623 | 0.0049 | 470.2756 | 0.1521 | 0.012 |
| Cranes | 2025 | 2025Cranes9999 | 9999 | 0.2287 | 2.42219 | 1.03833 | 0.065 | 0.0598 | 0.0049 | 472.0545 | 0.1527 | 0.012 |
| Cranes | 2030 | 2030Cranes50 | 50 | 0.684 | 3.598 | 5.366 | 0.075 | 0.075 | 0.007 | 568.299 | 0.061 | 0.015 |
| Cranes | 2030 | 2030Cranes120 | 120 | 0.343 | 1.987 | 3.812 | 0.067 | 0.067 | 0.006 | 568.299 | 0.03 | 0.015 |
| Cranes | 2030 | 2030Cranes175 | 175 | 0.253 | 0.916 | 3.356 | 0.042 | 0.042 | 0.006 | 568.299 | 0.022 | 0.015 |
| Cranes | 2030 | 2030Cranes250 | 250 | 0.224 | 0.748 | 1.147 | 0.024 | 0.024 | 0.006 | 568.299 | 0.02 | 0.015 |
| Cranes | 2030 | 2030Cranes500 | 500 | 0.222 | 0.697 | 1.09 | 0.023 | 0.023 | 0.005 | 568.299 | 0.02 | 0.015 |
| Cranes | 2030 | 2030Cranes750 | 750 | 0.222 | 0.709 | 1.09 | 0.024 | 0.024 | 0.005 | 568.3 | 0.02 | 0.015 |
| Cranes | 2030 | 2030Cranes9999 | 9999 | 0.245 | 2.8 | 1.108 | 0.043 | 0.043 | 0.005 | 568.299 | 0.022 | 0.015 |
| Cranes | 2035 | 2035Cranes50 | 50 | 0.6 | 3.401 | 5.292 | 0.039 | 0.039 | 0.007 | 568.299 | 0.054 | 0.015 |
| Cranes | 2035 | 2035Cranes120 | 120 | 0.3 | 1.676 | 3.801 | 0.036 | 0.036 | 0.006 | 568.3 | 0.027 | 0.015 |
| Cranes | 2035 | 2035Cranes175 | 175 | 0.212 | 0.519 | 3.357 | 0.024 | 0.024 | 0.006 | 568.299 | 0.019 | 0.015 |
| Cranes | 2035 | 2035Cranes250 | 250 | 0.203 | 0.463 | 1.143 | 0.016 | 0.016 | 0.006 | 568.299 | 0.018 | 0.015 |
| Cranes | 2035 | 2035Cranes500 | 500 | 0.202 | 0.441 | 1.087 | 0.016 | 0.016 | 0.005 | 568.299 | 0.018 | 0.015 |
| Cranes | 2035 | 2035Cranes750 | 750 | 0.202 | 0.446 | 1.087 | 0.016 | 0.016 | 0.005 | 568.299 | 0.018 | 0.015 |
| Cranes | 2035 | 2035Cranes9999 | 9999 | 0.209 | 2.618 | 1.089 | 0.031 | 0.031 | 0.005 | 568.299 | 0.018 | 0.015 |
| Cranes | 2040 | 2040Cranes50 | 50 | 0.567 | 3.324 | 5.268 | 0.024 | 0.024 | 0.007 | 568.299 | 0.051 | 0.015 |
| Cranes | 2040 | 2040Cranes120 | 120 | 0.282 | 1.552 | 3.797 | 0.021 | 0.021 | 0.006 | 568.299 | 0.025 | 0.015 |
| Cranes | 2040 | 2040Cranes175 | 175 | 0.197 | 0.371 | 3.358 | 0.016 | 0.016 | 0.006 | 568.299 | 0.017 | 0.015 |
| Cranes | 2040 | 2040Cranes250 | 250 | 0.195 | 0.344 | 1.144 | 0.013 | 0.013 | 0.006 | 568.299 | 0.017 | 0.015 |
| Cranes | 2040 | 2040Cranes500 | 500 | 0.195 | 0.34 | 1.087 | 0.013 | 0.013 | 0.005 | 568.299 | 0.017 | 0.015 |
| Cranes | 2040 | 2040Cranes750 | 750 | 0.195 | 0.341 | 1.087 | 0.013 | 0.013 | 0.005 | 568.299 | 0.017 | 0.015 |
| Cranes | 2040 | 2040Cranes9999 | 9999 | 0.198 | 2.534 | 1.087 | 0.027 | 0.027 | 0.005 | 568.299 | 0.017 | 0.015 |
| Crawler Tractors | 1990 | 1990Crawler Tractors50 | 50 | 4.903 | 7.983 | 9.907 | 1.291 | 1.291 | 0.871 | 568.299 | 0.442 | 0.015 |
| Crawler Tractors | 1990 | 1990Crawler Tractors120 | 120 | 2.374 | 14.967 | 5.73 | 1.353 | 1.353 | 0.791 | 568.299 | 0.214 | 0.015 |
| Crawler Tractors | 1990 | 1990Crawler Tractors175 | 175 | 1.729 | 13.979 | 5.079 | 0.962 | 0.962 | 0.758 | 568.299 | 0.156 | 0.015 |
| Crawler Tractors | 1990 | 1990Crawler Tractors250 | 250 | 1.729 | 13.979 | 5.079 | 0.962 | 0.962 | 0.758 | 568.299 | 0.156 | 0.015 |
| Crawler Tractors | 1990 | 1990Crawler Tractors500 | 500 | 1.528 | 13.238 | 11.319 | 0.822 | 0.822 | 0.662 | 568.3 | 0.137 | 0.015 |
| Crawler Tractors | 1990 | 1990Crawler Tractors750 | 750 | 1.528 | 13.238 | 11.319 | 0.837 | 0.837 | 1.018 | 568.299 | 0.137 | 0.015 |
| Crawler Tractors | 1990 | 1990Crawler Tractors1000 | 1000 | 1.518 | 13.238 | 11.319 | 0.826 | 0.826 | 1.018 | 568.299 | 0.137 | 0.015 |
| Crawler Tractors | 2000 | 2000Crawler Tractors50 | 50 | 4.73 | 7.197 | 9.675 | 0.973 | 0.973 | 0.066 | 568.299 | 0.426 | 0.015 |
| Crawler Tractors | 2000 | 2000Crawler Tractors120 | 120 | 1.966 | 11.097 | 4.886 | 0.949 | 0.949 | 0.06 | 568.299 | 0.177 | 0.015 |
| Crawler Tractors | 2000 | 2000Crawler Tractors175 | 175 | 1.339 | 10.157 | 4.018 | 0.57 | 0.57 | 0.057 | 568.3 | 0.12 | 0.015 |
| Crawler Tractors | 2000 | 2000Crawler Tractors250 | 250 | 1.168 | 9.863 | 3.367 | 0.486 | 0.486 | 0.057 | 568.299 | 0.105 | 0.015 |
| Crawler Tractors | 2000 | 2000Crawler Tractors500 | 500 | 1.049 | 9.341 | 5.849 | 0.424 | 0.424 | 0.05 | 568.299 | 0.094 | 0.015 |
| Crawler Tractors | 2000 | 2000Crawler Tractors750 | 750 | 1.049 | 9.341 | 5.849 | 0.424 | 0.424 | 0.052 | 568.299 | 0.094 | 0.015 |
| Crawler Tractors | 2000 | 2000Crawler Tractors1000 | 1000 | 1.095 | 9.844 | 6.349 | 0.407 | 0.407 | 0.052 | 568.299 | 0.098 | 0.015 |
| Crawler Tractors | 2005 | 2005Crawler Tractors50 | 50 | 4.323 | 6.809 | 9.124 | 0.919 | 0.919 | 0.066 | 568.299 | 0.39 | 0.015 |
| Crawler Tractors | 2005 | 2005Crawler Tractors120 | 120 | 1.759 | 9.75 | 4.63 | 0.903 | 0.903 | 0.06 | 568.299 | 0.158 | 0.015 |
| Crawler Tractors | 2005 | 2005Crawler Tractors175 | 175 | 1.163 | 8.886 | 3.749 | 0.513 | 0.513 | 0.057 | 568.299 | 0.104 | 0.015 |
| Crawler Tractors | 2005 | 2005Crawler Tractors250 | 250 | 0.91 | 8.523 | 2.557 | 0.371 | 0.371 | 0.057 | 568.299 | 0.082 | 0.015 |
| Crawler Tractors | 2005 | 2005Crawler Tractors500 | 500 | 0.804 | 7.791 | 3.945 | 0.326 | 0.326 | 0.05 | 568.299 | 0.072 | 0.015 |
| Crawler Tractors | 2005 | 2005Crawler Tractors750 | 750 | 0.813 | 7.93 | 3.938 | 0.328 | 0.328 | 0.052 | 568.299 | 0.073 | 0.015 |
| Crawler Tractors | 2005 | 2005Crawler Tractors1000 | 1000 | 0.889 | 8.804 | 4.359 | 0.319 | 0.319 | 0.052 | 568.3 | 0.08 | 0.015 |
| Crawler Tractors | 2010 | 2010Crawler Tractors50 | 50 | 2.6838 | 6.54779 | 8.18872 | 0.7848 | 0.7221 | 0.0053 | 572.972 | 0.1668 | 0.015 |
| Crawler Tractors | 2010 | 2010Crawler Tractors120 | 120 | 0.8984 | 7.76656 | 4.10658 | 0.6284 | 0.5781 | 0.0049 | 530.0152 | 0.1543 | 0.014 |
| Crawler Tractors | 2010 | 2010Crawler Tractors175 | 175 | 0.6348 | 7.15822 | 3.40812 | 0.378 | 0.3477 | 0.0049 | 524.4997 | 0.1527 | 0.013 |
| Crawler Tractors | 2010 | 2010Crawler Tractors250 | 250 | 0.4542 | 6.46768 | 1.89919 | 0.2494 | 0.2294 | 0.0049 | 526.1431 | 0.1531 | 0.013 |
| Crawler Tractors | 2010 | 2010Crawler Tractors500 | 500 | 0.4134 | 5.96739 | 3.0665 | 0.2267 | 0.2086 | 0.0049 | 528.681 | 0.1539 | 0.014 |
| Crawler Tractors | 2010 | 2010Crawler Tractors750 | 750 | 0.3513 | 5.31967 | 1.75694 | 0.1887 | 0.1736 | 0.0049 | 525.9395 | 0.1531 | 0.013 |
| Crawler Tractors | 2010 | 2010Crawler Tractors1000 | 1000 | 0.458 | 7.25547 | 2.04187 | 0.2102 | 0.1934 | 0.0049 | 527.6019 | 0.1536 | 0.014 |
| Crawler Tractors | 2011 | 2011Crawler Tractors50 | 50 | 2.5968 | 6.48764 | 8.06059 | 0.762 | 0.7011 | 0.0053 | 571.2544 | 0.1667 | 0.015 |
| Crawler Tractors | 2011 | 2011Crawler Tractors120 | 120 | 0.8868 | 7.65924 | 4.11149 | 0.6244 | 0.5764 | 0.0049 | 528.5468 | 0.1542 | 0.014 |
| Crawler Tractors | 2011 | 2011Crawler Tractors175 | 175 | 0.6332 | 7.0937 | 3.422 | 0.3775 | 0.3473 | 0.0049 | 523.1105 | 0.1526 | 0.013 |
| Crawler Tractors | 2011 | 2011Crawler Tractors250 | 250 | 0.4551 | 6.42306 | 1.8844 | 0.248 | 0.2281 | 0.0049 | 524.8932 | 0.1532 | 0.013 |
| Crawler Tractors | 2011 | 2011Crawler Tractors500 | 500 | 0.4157 | 5.91443 | 3.04503 | 0.2259 | 0.2078 | 0.0049 | 527.4003 | 0.1539 | 0.014 |
| Crawler Tractors | 2011 | 2011Crawler Tractors750 | 750 | 0.3501 | 5.23606 | 1.70832 | 0.1862 | 0.1713 | 0.0049 | 524.3577 | 0.1532 | 0.013 |
| Crawler Tractors | 2011 | 2011Crawler Tractors1000 | 1000 | 0.4627 | 7.30105 | 2.05264 | 0.2123 | 0.1953 | 0.0049 | 526.3508 | 0.1536 | 0.013 |
| Crawler Tractors | 2012 | 2012Crawler Tractors50 | 50 | 2.6284 | 6.51312 | 8.16399 | 0.77 | 0.7084 | 0.0053 | 569.8895 | 0.1667 | 0.015 |
| Crawler Tractors | 2012 | 2012Crawler Tractors120 | 120 | 0.8958 | 7.67928 | 4.14375 | 0.6326 | 0.582 | 0.0049 | 527.2248 | 0.1542 | 0.014 |
| Crawler Tractors | 2012 | 2012Crawler Tractors175 | 175 | 0.6409 | 7.11308 | 3.4484 | 0.3819 | 0.3514 | 0.0049 | 521.7707 | 0.1526 | 0.013 |
| Crawler Tractors | 2012 | 2012Crawler Tractors250 | 250 | 0.462 | 6.43904 | 1.8924 | 0.2499 | 0.2299 | 0.0049 | 523.5287 | 0.1532 | 0.013 |
| Crawler Tractors | 2012 | 2012Crawler Tractors500 | 500 | 0.4219 | 5.9107 | 3.05662 | 0.2272 | 0.209 | 0.0049 | 526.0223 | 0.1539 | 0.013 |
| Crawler Tractors | 2012 | 2012Crawler Tractors750 | 750 | 0.3576 | 5.25574 | 1.71651 | 0.1885 | 0.1734 | 0.0049 | 523.7088 | 0.1532 | 0.013 |
| Crawler Tractors | 2012 | 2012Crawler Tractors1000 | 1000 | 0.4671 | 7.34463 | 2.06265 | 0.2144 | 0.1972 | 0.0049 | 525.1067 | 0.1536 | 0.013 |
| Crawler Tractors | 2013 | 2013Crawler Tractors50 | 50 | 2.572 | 6.42928 | 8.10275 | 0.7525 | 0.6923 | 0.0053 | 567.3537 | 0.1668 | 0.015 |
| Crawler Tractors | 2013 | 2013Crawler Tractors120 | 120 | 0.8969 | 7.64718 | 4.16448 | 0.635 | 0.5851 | 0.0049 | 524.5941 | 0.1542 | 0.013 |

| | | | | | | | | | | | | | |
|---|---|---|---|---|---|---|---|---|---|---|---|---|---|
| Crawler Tractors | 2013 | 2013Crawler Tractors175 | 175 | 0.6376 | 7.02367 | 3.4566 | 0.3797 | 0.3493 | 0.0049 | 519.0712 | 0.1526 | 0.013 |
| Crawler Tractors | 2013 | 2013Crawler Tractors250 | 250 | 0.4605 | 6.36771 | 1.8715 | 0.2468 | 0.2271 | 0.0049 | 520.7236 | 0.1531 | 0.013 |
| Crawler Tractors | 2013 | 2013Crawler Tractors500 | 500 | 0.4212 | 5.82738 | 2.99715 | 0.2246 | 0.2067 | 0.0049 | 523.5592 | 0.1539 | 0.013 |
| Crawler Tractors | 2013 | 2013Crawler Tractors750 | 750 | 0.3513 | 5.09878 | 1.67885 | 0.1829 | 0.1683 | 0.0049 | 520.5693 | 0.1531 | 0.013 |
| Crawler Tractors | 2013 | 2013Crawler Tractors1000 | 1000 | 0.4713 | 7.3862 | 2.07187 | 0.2163 | 0.199 | 0.0049 | 522.5513 | 0.1536 | 0.013 |
| Crawler Tractors | 2014 | 2014Crawler Tractors50 | 50 | 2.5211 | 6.39578 | 8.04733 | 0.7434 | 0.6839 | 0.0053 | 564.5641 | 0.1668 | 0.014 |
| Crawler Tractors | 2014 | 2014Crawler Tractors120 | 120 | 0.8836 | 7.52434 | 4.16815 | 0.6285 | 0.5782 | 0.0049 | 522.1187 | 0.1543 | 0.013 |
| Crawler Tractors | 2014 | 2014Crawler Tractors175 | 175 | 0.6288 | 6.87548 | 3.45911 | 0.3743 | 0.3443 | 0.0049 | 516.4039 | 0.1526 | 0.013 |
| Crawler Tractors | 2014 | 2014Crawler Tractors250 | 250 | 0.454 | 6.23751 | 1.83765 | 0.2411 | 0.2218 | 0.0049 | 518.0363 | 0.1531 | 0.013 |
| Crawler Tractors | 2014 | 2014Crawler Tractors500 | 500 | 0.4221 | 5.61601 | 2.91108 | 0.2172 | 0.1998 | 0.0049 | 520.5153 | 0.1538 | 0.013 |
| Crawler Tractors | 2014 | 2014Crawler Tractors750 | 750 | 0.3468 | 4.89468 | 1.67523 | 0.1786 | 0.1643 | 0.0049 | 517.8612 | 0.153 | 0.013 |
| Crawler Tractors | 2014 | 2014Crawler Tractors1000 | 1000 | 0.4753 | 7.42576 | 2.08028 | 0.2182 | 0.2007 | 0.0049 | 520.0052 | 0.1537 | 0.013 |
| Crawler Tractors | 2015 | 2015Crawler Tractors50 | 50 | 2.5127 | 6.37736 | 8.07628 | 0.7408 | 0.6816 | 0.0053 | 558.8878 | 0.1669 | 0.014 |
| Crawler Tractors | 2015 | 2015Crawler Tractors120 | 120 | 0.8845 | 7.4938 | 4.18907 | 0.63 | 0.5796 | 0.0049 | 516.8433 | 0.1543 | 0.013 |
| Crawler Tractors | 2015 | 2015Crawler Tractors175 | 175 | 0.6316 | 6.84937 | 3.47922 | 0.3758 | 0.3457 | 0.0049 | 511.3059 | 0.1526 | 0.013 |
| Crawler Tractors | 2015 | 2015Crawler Tractors250 | 250 | 0.4511 | 6.14312 | 1.81586 | 0.2369 | 0.2179 | 0.0049 | 512.8973 | 0.1531 | 0.013 |
| Crawler Tractors | 2015 | 2015Crawler Tractors500 | 500 | 0.408 | 5.48324 | 2.84505 | 0.2124 | 0.1954 | 0.0049 | 515.3725 | 0.1539 | 0.013 |
| Crawler Tractors | 2015 | 2015Crawler Tractors750 | 750 | 0.3513 | 4.88301 | 1.66415 | 0.1788 | 0.1645 | 0.0049 | 512.5402 | 0.153 | 0.013 |
| Crawler Tractors | 2015 | 2015Crawler Tractors1000 | 1000 | 0.479 | 7.46329 | 2.08783 | 0.22 | 0.2024 | 0.0049 | 514.83 | 0.1537 | 0.013 |
| Crawler Tractors | 2016 | 2016Crawler Tractors50 | 50 | 2.5191 | 6.31718 | 8.10441 | 0.7329 | 0.6742 | 0.0053 | 553.214 | 0.1669 | 0.014 |
| Crawler Tractors | 2016 | 2016Crawler Tractors120 | 120 | 0.8692 | 7.34589 | 4.18548 | 0.619 | 0.5695 | 0.0049 | 511.268 | 0.1542 | 0.013 |
| Crawler Tractors | 2016 | 2016Crawler Tractors175 | 175 | 0.6244 | 6.7205 | 3.48211 | 0.3705 | 0.3409 | 0.0049 | 506.0335 | 0.1526 | 0.013 |
| Crawler Tractors | 2016 | 2016Crawler Tractors250 | 250 | 0.4487 | 6.04745 | 1.80295 | 0.2332 | 0.2145 | 0.0049 | 507.355 | 0.153 | 0.013 |
| Crawler Tractors | 2016 | 2016Crawler Tractors500 | 500 | 0.3981 | 5.27907 | 2.74397 | 0.2045 | 0.1882 | 0.0049 | 510.3385 | 0.1539 | 0.013 |
| Crawler Tractors | 2016 | 2016Crawler Tractors750 | 750 | 0.3458 | 4.7238 | 1.6206 | 0.1738 | 0.1599 | 0.0049 | 507.2527 | 0.153 | 0.013 |
| Crawler Tractors | 2016 | 2016Crawler Tractors1000 | 1000 | 0.4826 | 7.4988 | 2.09448 | 0.2217 | 0.204 | 0.0049 | 509.6671 | 0.1537 | 0.013 |
| Crawler Tractors | 2017 | 2017Crawler Tractors50 | 50 | 2.4591 | 6.20834 | 8.00596 | 0.7116 | 0.6547 | 0.0053 | 544.6762 | 0.1669 | 0.014 |
| Crawler Tractors | 2017 | 2017Crawler Tractors120 | 120 | 0.8494 | 7.141 | 4.17611 | 0.6036 | 0.5553 | 0.0049 | 503.2791 | 0.1542 | 0.013 |
| Crawler Tractors | 2017 | 2017Crawler Tractors175 | 175 | 0.6144 | 6.55188 | 3.48322 | 0.3636 | 0.3345 | 0.0049 | 498.1245 | 0.1526 | 0.013 |
| Crawler Tractors | 2017 | 2017Crawler Tractors250 | 250 | 0.4295 | 5.75969 | 1.7418 | 0.2199 | 0.2023 | 0.0049 | 499.832 | 0.1531 | 0.013 |
| Crawler Tractors | 2017 | 2017Crawler Tractors500 | 500 | 0.3849 | 5.02932 | 2.6349 | 0.1946 | 0.1791 | 0.0049 | 502.422 | 0.1539 | 0.013 |
| Crawler Tractors | 2017 | 2017Crawler Tractors750 | 750 | 0.3264 | 4.36108 | 1.5221 | 0.1597 | 0.1469 | 0.0049 | 499.1046 | 0.1529 | 0.013 |
| Crawler Tractors | 2017 | 2017Crawler Tractors1000 | 1000 | 0.4859 | 7.53226 | 2.10018 | 0.2233 | 0.2055 | 0.0049 | 501.8777 | 0.1538 | 0.013 |
| Crawler Tractors | 2018 | 2018Crawler Tractors50 | 50 | 2.4455 | 6.16323 | 8.0094 | 0.7038 | 0.6475 | 0.0053 | 536.1409 | 0.1669 | 0.014 |
| Crawler Tractors | 2018 | 2018Crawler Tractors120 | 120 | 0.7979 | 6.72257 | 4.1231 | 0.5658 | 0.5205 | 0.0049 | 494.9217 | 0.1541 | 0.013 |
| Crawler Tractors | 2018 | 2018Crawler Tractors175 | 175 | 0.5549 | 5.8588 | 3.42131 | 0.3255 | 0.2994 | 0.0049 | 490.0002 | 0.1525 | 0.013 |
| Crawler Tractors | 2018 | 2018Crawler Tractors250 | 250 | 0.3983 | 5.28959 | 1.65354 | 0.2001 | 0.1841 | 0.0049 | 491.606 | 0.153 | 0.013 |
| Crawler Tractors | 2018 | 2018Crawler Tractors500 | 500 | 0.344 | 4.37324 | 2.38218 | 0.1694 | 0.1559 | 0.0049 | 493.5104 | 0.1536 | 0.013 |
| Crawler Tractors | 2018 | 2018Crawler Tractors750 | 750 | 0.2957 | 3.8336 | 1.4447 | 0.1415 | 0.1301 | 0.0049 | 491.2659 | 0.1529 | 0.013 |
| Crawler Tractors | 2018 | 2018Crawler Tractors1000 | 1000 | 0.4889 | 7.56366 | 2.10483 | 0.2249 | 0.2069 | 0.0049 | 494.1052 | 0.1538 | 0.013 |
| Crawler Tractors | 2019 | 2019Crawler Tractors50 | 50 | 2.2254 | 5.85476 | 7.58896 | 0.6404 | 0.5892 | 0.0053 | 525.9767 | 0.1664 | 0.013 |
| Crawler Tractors | 2019 | 2019Crawler Tractors120 | 120 | 0.7572 | 6.39347 | 4.08842 | 0.5347 | 0.4919 | 0.0049 | 486.9909 | 0.1541 | 0.012 |
| Crawler Tractors | 2019 | 2019Crawler Tractors175 | 175 | 0.5169 | 5.38191 | 3.37886 | 0.2996 | 0.2756 | 0.0049 | 481.6222 | 0.1524 | 0.012 |
| Crawler Tractors | 2019 | 2019Crawler Tractors250 | 250 | 0.3796 | 4.9721 | 1.60445 | 0.1875 | 0.1725 | 0.0049 | 483.4489 | 0.153 | 0.012 |
| Crawler Tractors | 2019 | 2019Crawler Tractors500 | 500 | 0.3187 | 3.93412 | 2.21938 | 0.1528 | 0.1406 | 0.0049 | 485.8645 | 0.1537 | 0.012 |
| Crawler Tractors | 2019 | 2019Crawler Tractors750 | 750 | 0.2663 | 3.34253 | 1.35585 | 0.123 | 0.1132 | 0.0049 | 483.3879 | 0.1529 | 0.012 |
| Crawler Tractors | 2019 | 2019Crawler Tractors1000 | 1000 | 0.4598 | 7.21215 | 2.02037 | 0.2106 | 0.1938 | 0.0049 | 486.2545 | 0.1538 | 0.012 |
| Crawler Tractors | 2020 | 2020Crawler Tractors50 | 50 | 2.0528 | 5.64276 | 7.3 | 0.5912 | 0.5439 | 0.0053 | 515.679 | 0.1668 | 0.013 |
| Crawler Tractors | 2020 | 2020Crawler Tractors120 | 120 | 0.7148 | 6.00933 | 4.04412 | 0.5005 | 0.4604 | 0.0049 | 476.3284 | 0.1541 | 0.012 |
| Crawler Tractors | 2020 | 2020Crawler Tractors175 | 175 | 0.4761 | 4.87226 | 3.33989 | 0.2722 | 0.2504 | 0.0049 | 471.015 | 0.1523 | 0.012 |
| Crawler Tractors | 2020 | 2020Crawler Tractors250 | 250 | 0.36 | 4.63225 | 1.55491 | 0.1746 | 0.1605 | 0.0049 | 472.941 | 0.153 | 0.012 |
| Crawler Tractors | 2020 | 2020Crawler Tractors500 | 500 | 0.3013 | 3.62175 | 2.0875 | 0.1409 | 0.1296 | 0.0049 | 475.2338 | 0.1537 | 0.012 |
| Crawler Tractors | 2020 | 2020Crawler Tractors750 | 750 | 0.2562 | 3.13716 | 1.31018 | 0.1151 | 0.1059 | 0.0049 | 473.3119 | 0.1531 | 0.012 |
| Crawler Tractors | 2020 | 2020Crawler Tractors1000 | 1000 | 0.463 | 7.23682 | 2.02766 | 0.212 | 0.195 | 0.0049 | 475.6525 | 0.1538 | 0.012 |
| Crawler Tractors | 2021 | 2021Crawler Tractors50 | 50 | 2.064 | 5.61511 | 7.34869 | 0.5906 | 0.5433 | 0.0053 | 516.1077 | 0.1669 | 0.013 |
| Crawler Tractors | 2021 | 2021Crawler Tractors120 | 120 | 0.6728 | 5.65746 | 4.00549 | 0.4657 | 0.4285 | 0.0049 | 476.437 | 0.1541 | 0.012 |
| Crawler Tractors | 2021 | 2021Crawler Tractors175 | 175 | 0.4356 | 4.3947 | 3.30982 | 0.2445 | 0.225 | 0.0049 | 471.421 | 0.1525 | 0.012 |
| Crawler Tractors | 2021 | 2021Crawler Tractors250 | 250 | 0.3427 | 4.33394 | 1.51456 | 0.1631 | 0.15 | 0.0049 | 472.9246 | 0.153 | 0.012 |
| Crawler Tractors | 2021 | 2021Crawler Tractors500 | 500 | 0.2832 | 3.27633 | 2.02434 | 0.129 | 0.1187 | 0.0049 | 474.4843 | 0.1535 | 0.012 |
| Crawler Tractors | 2021 | 2021Crawler Tractors750 | 750 | 0.2393 | 2.82478 | 1.26985 | 0.1038 | 0.0955 | 0.0049 | 473.0941 | 0.153 | 0.012 |
| Crawler Tractors | 2021 | 2021Crawler Tractors1000 | 1000 | 0.3993 | 6.3992 | 1.89563 | 0.1816 | 0.1671 | 0.0049 | 471.8224 | 0.1526 | 0.012 |
| Crawler Tractors | 2022 | 2022Crawler Tractors50 | 50 | 1.8986 | 5.37962 | 7.04118 | 0.5388 | 0.4957 | 0.0053 | 516.1476 | 0.1669 | 0.013 |
| Crawler Tractors | 2022 | 2022Crawler Tractors120 | 120 | 0.6002 | 5.10103 | 3.92498 | 0.4079 | 0.3753 | 0.0049 | 476.0219 | 0.154 | 0.012 |
| Crawler Tractors | 2022 | 2022Crawler Tractors175 | 175 | 0.3891 | 3.82659 | 3.26382 | 0.2137 | 0.1966 | 0.0049 | 471.5674 | 0.1525 | 0.012 |
| Crawler Tractors | 2022 | 2022Crawler Tractors250 | 250 | 0.306 | 3.73672 | 1.43975 | 0.141 | 0.1297 | 0.0049 | 472.0975 | 0.1527 | 0.012 |
| Crawler Tractors | 2022 | 2022Crawler Tractors500 | 500 | 0.2543 | 2.74435 | 1.91628 | 0.1111 | 0.1022 | 0.0049 | 474.4115 | 0.1534 | 0.012 |
| Crawler Tractors | 2022 | 2022Crawler Tractors750 | 750 | 0.1979 | 2.12552 | 1.18638 | 0.0794 | 0.073 | 0.0049 | 472.876 | 0.1529 | 0.012 |
| Crawler Tractors | 2022 | 2022Crawler Tractors1000 | 1000 | 0.3566 | 5.92259 | 1.73227 | 0.1624 | 0.1494 | 0.0049 | 470.7007 | 0.1522 | 0.012 |
| Crawler Tractors | 2023 | 2023Crawler Tractors50 | 50 | 1.8727 | 5.32514 | 7.02687 | 0.5262 | 0.4841 | 0.0053 | 516.1587 | 0.1669 | 0.013 |
| Crawler Tractors | 2023 | 2023Crawler Tractors120 | 120 | 0.5579 | 4.76208 | 3.88936 | 0.3728 | 0.343 | 0.0049 | 476.1575 | 0.154 | 0.012 |
| Crawler Tractors | 2023 | 2023Crawler Tractors175 | 175 | 0.3471 | 3.33004 | 3.23526 | 0.1852 | 0.1704 | 0.0049 | 471.7805 | 0.1526 | 0.012 |
| Crawler Tractors | 2023 | 2023Crawler Tractors250 | 250 | 0.2763 | 3.18735 | 1.39549 | 0.1236 | 0.1137 | 0.0049 | 471.6244 | 0.1525 | 0.012 |
| Crawler Tractors | 2023 | 2023Crawler Tractors500 | 500 | 0.2406 | 2.47635 | 1.85216 | 0.1017 | 0.0935 | 0.0049 | 474.6128 | 0.1535 | 0.012 |
| Crawler Tractors | 2023 | 2023Crawler Tractors750 | 750 | 0.1836 | 1.86667 | 1.15892 | 0.0694 | 0.0639 | 0.0049 | 472.5297 | 0.1528 | 0.012 |
| Crawler Tractors | 2023 | 2023Crawler Tractors1000 | 1000 | 0.2683 | 4.76968 | 1.6104 | 0.1184 | 0.1089 | 0.0049 | 473.6655 | 0.1532 | 0.012 |
| Crawler Tractors | 2024 | 2024Crawler Tractors50 | 50 | 1.756 | 4.97522 | 6.68497 | 0.4659 | 0.4287 | 0.0053 | 515.4658 | 0.1667 | 0.013 |
| Crawler Tractors | 2024 | 2024Crawler Tractors120 | 120 | 0.5133 | 4.40892 | 3.85173 | 0.3353 | 0.3085 | 0.0049 | 476.2342 | 0.154 | 0.012 |
| Crawler Tractors | 2024 | 2024Crawler Tractors175 | 175 | 0.3257 | 3.04107 | 3.22706 | 0.1702 | 0.1566 | 0.0049 | 471.8291 | 0.1526 | 0.012 |
| Crawler Tractors | 2024 | 2024Crawler Tractors250 | 250 | 0.2638 | 2.95319 | 1.36992 | 0.1146 | 0.1055 | 0.0049 | 471.8503 | 0.1526 | 0.012 |
| Crawler Tractors | 2024 | 2024Crawler Tractors500 | 500 | 0.2278 | 2.2441 | 1.77984 | 0.0926 | 0.0852 | 0.0049 | 474.025 | 0.1533 | 0.012 |
| Crawler Tractors | 2024 | 2024Crawler Tractors750 | 750 | 0.1809 | 1.76658 | 1.15921 | 0.066 | 0.0607 | 0.0049 | 472.2827 | 0.1527 | 0.012 |
| Crawler Tractors | 2024 | 2024Crawler Tractors1000 | 1000 | 0.2631 | 4.68945 | 1.58774 | 0.1148 | 0.1056 | 0.0049 | 474.6448 | 0.1535 | 0.012 |
| Crawler Tractors | 2025 | 2025Crawler Tractors50 | 50 | 1.7436 | 4.93567 | 6.68642 | 0.4561 | 0.4196 | 0.0053 | 516.1279 | 0.1669 | 0.013 |
| Crawler Tractors | 2025 | 2025Crawler Tractors120 | 120 | 0.454 | 3.96126 | 3.78839 | 0.2848 | 0.262 | 0.0049 | 476.1336 | 0.154 | 0.012 |
| Crawler Tractors | 2025 | 2025Crawler Tractors175 | 175 | 0.2977 | 2.68768 | 3.20909 | 0.15 | 0.138 | 0.0049 | 471.5923 | 0.1525 | 0.012 |
| Crawler Tractors | 2025 | 2025Crawler Tractors250 | 250 | 0.2324 | 2.46158 | 1.30849 | 0.0961 | 0.0884 | 0.0049 | 471.6224 | 0.1525 | 0.012 |
| Crawler Tractors | 2025 | 2025Crawler Tractors500 | 500 | 0.2079 | 1.92007 | 1.71697 | 0.0805 | 0.0741 | 0.0049 | 474.0072 | 0.1533 | 0.012 |
| Crawler Tractors | 2025 | 2025Crawler Tractors750 | 750 | 0.167 | 1.54452 | 1.12199 | 0.0567 | 0.0522 | 0.0049 | 472.4081 | 0.1528 | 0.012 |
| Crawler Tractors | 2025 | 2025Crawler Tractors1000 | 1000 | 0.2595 | 4.59799 | 1.59298 | 0.1115 | 0.1026 | 0.0049 | 475.4901 | 0.1538 | 0.012 |
| Crawler Tractors | 2030 | 2030Crawler Tractors50 | 50 | 0.833 | 3.808 | 5.605 | 0.116 | 0.116 | 0.007 | 568.299 | 0.075 | 0.015 |
| Crawler Tractors | 2030 | 2030Crawler Tractors120 | 120 | 0.405 | 2.341 | 3.871 | 0.105 | 0.105 | 0.006 | 568.299 | 0.036 | 0.015 |
| Crawler Tractors | 2030 | 2030Crawler Tractors175 | 175 | 0.296 | 1.266 | 3.397 | 0.065 | 0.065 | 0.006 | 568.299 | 0.026 | 0.015 |
| Crawler Tractors | 2030 | 2030Crawler Tractors250 | 250 | 0.262 | 1.104 | 1.207 | 0.04 | 0.04 | 0.005 | 568.299 | 0.023 | 0.015 |
| Crawler Tractors | 2030 | 2030Crawler Tractors500 | 500 | 0.257 | 1.016 | 1.2 | 0.038 | 0.038 | 0.005 | 568.299 | 0.023 | 0.015 |
| Crawler Tractors | 2030 | 2030Crawler Tractors750 | 750 | 0.257 | 1.033 | 1.2 | 0.038 | 0.038 | 0.005 | 568.299 | 0.023 | 0.015 |
| Crawler Tractors | 2030 | 2030Crawler Tractors1000 | 1000 | 0.265 | 3.094 | 1.225 | 0.056 | 0.056 | 0.005 | 568.3 | 0.023 | 0.015 |
| Crawler Tractors | 2035 | 2035Crawler Tractors50 | 50 | 0.708 | 3.558 | 5.493 | 0.066 | 0.066 | 0.007 | 568.299 | 0.063 | 0.015 |
| Crawler Tractors | 2035 | 2035Crawler Tractors120 | 120 | 0.345 | 1.922 | 3.85 | 0.06 | 0.06 | 0.006 | 568.299 | 0.031 | 0.015 |
| Crawler Tractors | 2035 | 2035Crawler Tractors175 | 175 | 0.247 | 0.794 | 3.391 | 0.038 | 0.038 | 0.006 | 568.299 | 0.022 | 0.015 |
| Crawler Tractors | 2035 | 2035Crawler Tractors250 | 250 | 0.229 | 0.695 | 1.182 | 0.026 | 0.026 | 0.006 | 568.299 | 0.02 | 0.015 |
| Crawler Tractors | 2035 | 2035Crawler Tractors500 | 500 | 0.227 | 0.657 | 1.145 | 0.025 | 0.025 | 0.005 | 568.299 | 0.02 | 0.015 |
| Crawler Tractors | 2035 | 2035Crawler Tractors750 | 750 | 0.227 | 0.664 | 1.145 | 0.025 | 0.025 | 0.005 | 568.299 | 0.02 | 0.015 |
| Crawler Tractors | 2035 | 2035Crawler Tractors1000 | 1000 | 0.231 | 2.792 | 1.159 | 0.041 | 0.041 | 0.005 | 568.299 | 0.02 | 0.015 |
| Crawler Tractors | 2040 | 2040Crawler Tractors50 | 50 | 0.653 | 3.42 | 5.443 | 0.042 | 0.042 | 0.007 | 568.299 | 0.058 | 0.015 |
| Crawler Tractors | 2040 | 2040Crawler Tractors120 | 120 | 0.316 | 1.709 | 3.839 | 0.039 | 0.039 | 0.006 | 568.299 | 0.028 | 0.015 |
| Crawler Tractors | 2040 | 2040Crawler Tractors175 | 175 | 0.221 | 0.539 | 3.388 | 0.025 | 0.025 | 0.006 | 568.299 | 0.02 | 0.015 |
| Crawler Tractors | 2040 | 2040Crawler Tractors250 | 250 | 0.211 | 0.491 | 1.167 | 0.018 | 0.018 | 0.006 | 568.299 | 0.019 | 0.015 |
| Crawler Tractors | 2040 | 2040Crawler Tractors500 | 500 | 0.21 | 0.47 | 1.153 | 0.018 | 0.018 | 0.005 | 568.299 | 0.018 | 0.015 |
| Crawler Tractors | 2040 | 2040Crawler Tractors750 | 750 | 0.21 | 0.475 | 1.153 | 0.018 | 0.018 | 0.005 | 568.299 | 0.019 | 0.015 |
| Crawler Tractors | 2040 | 2040Crawler Tractors1000 | 1000 | 0.213 | 2.652 | 1.122 | 0.032 | 0.032 | 0.005 | 568.299 | 0.019 | 0.015 |
| Crushing/Proc. Equipment | 1990 | 1990Crushing/Proc. Equipment50 | 50 | 4.43 | 7.809 | 9.044 | 1.194 | 1.194 | 0.871 | 568.299 | 0.399 | 0.015 |
| Crushing/Proc. Equipment | 1990 | 1990Crushing/Proc. Equipment120 | 120 | 2.255 | 14.555 | 5.547 | 1.258 | 1.258 | 0.791 | 568.299 | 0.203 | 0.015 |
| Crushing/Proc. Equipment | 1990 | 1990Crushing/Proc. Equipment175 | 175 | 1.54 | 13.086 | 4.913 | 0.834 | 0.834 | 0.758 | 568.299 | 0.138 | 0.015 |
| Crushing/Proc. Equipment | 1990 | 1990Crushing/Proc. Equipment250 | 250 | 1.54 | 13.086 | 4.913 | 0.834 | 0.834 | 0.758 | 568.299 | 0.138 | 0.015 |
| Crushing/Proc. Equipment | 1990 | 1990Crushing/Proc. Equipment500 | 500 | 1.374 | 12.492 | 10.176 | 0.724 | 0.724 | 0.662 | 568.299 | 0.124 | 0.015 |
| Crushing/Proc. Equipment | 1990 | 1990Crushing/Proc. Equipment750 | 750 | 1.374 | 12.492 | 10.175 | 0.737 | 0.737 | 1.018 | 568.299 | 0.124 | 0.015 |
| Crushing/Proc. Equipment | 1990 | 1990Crushing/Proc. Equipment9999 | 9999 | 1.369 | 12.492 | 10.175 | 0.731 | 0.731 | 1.018 | 568.299 | 0.123 | 0.015 |
| Crushing/Proc. Equipment | 2000 | 2000Crushing/Proc. Equipment50 | 50 | 4.12 | 6.954 | 8.551 | 0.876 | 0.876 | 0.066 | 568.299 | 0.371 | 0.015 |
| Crushing/Proc. Equipment | 2000 | 2000Crushing/Proc. Equipment120 | 120 | 1.802 | 10.363 | 4.594 | 0.857 | 0.857 | 0.05 | 568.299 | 0.162 | 0.015 |
| Crushing/Proc. Equipment | 2000 | 2000Crushing/Proc. Equipment175 | 175 | 1.205 | 9.416 | 3.737 | 0.506 | 0.506 | 0.057 | 568.299 | 0.108 | 0.015 |
| Crushing/Proc. Equipment | 2000 | 2000Crushing/Proc. Equipment250 | 250 | 1.008 | 9.058 | 2.963 | 0.414 | 0.414 | 0.057 | 568.299 | 0.09 | 0.015 |
| Crushing/Proc. Equipment | 2000 | 2000Crushing/Proc. Equipment500 | 500 | 0.918 | 8.658 | 5.011 | 0.366 | 0.366 | 0.05 | 568.299 | 0.082 | 0.015 |
| Crushing/Proc. Equipment | 2000 | 2000Crushing/Proc. Equipment750 | 750 | 0.88 | 8.459 | 4.658 | 0.348 | 0.348 | 0.052 | 568.299 | 0.079 | 0.015 |

| | | | | | | | | | | | | |
|---|---|---|---|---|---|---|---|---|---|---|---|---|
| Crushing/Proc. Equipment | 2000 | 2000Crushing/Proc. Equipment9999 | 9999 | 0.989 | 9.138 | 5.329 | 0.37 | 0.37 | 0.052 | $68.299 | 0.089 | 0.015 |
| Crushing/Proc. Equipment | 2005 | 2005Crushing/Proc. Equipment50 | 50 | 3.662 | 6.477 | 7.904 | 0.812 | 0.812 | 0.066 | $68.3 | 0.33 | 0.015 |
| Crushing/Proc. Equipment | 2005 | 2005Crushing/Proc. Equipment120 | 120 | 1.54 | 8.68 | 4.24 | 0.794 | 0.794 | 0.06 | $68.299 | 0.138 | 0.015 |
| Crushing/Proc. Equipment | 2005 | 2005Crushing/Proc. Equipment175 | 175 | 1.007 | 7.941 | 3.372 | 0.438 | 0.438 | 0.057 | $68.299 | 0.09 | 0.015 |
| Crushing/Proc. Equipment | 2005 | 2005Crushing/Proc. Equipment250 | 250 | 0.712 | 7.484 | 1.97 | 0.282 | 0.282 | 0.057 | $68.299 | 0.064 | 0.015 |
| Crushing/Proc. Equipment | 2005 | 2005Crushing/Proc. Equipment500 | 500 | 0.628 | 6.846 | 2.549 | 0.252 | 0.252 | 0.05 | $68.299 | 0.056 | 0.015 |
| Crushing/Proc. Equipment | 2005 | 2005Crushing/Proc. Equipment750 | 750 | 0.632 | 6.974 | 2.431 | 0.249 | 0.249 | 0.052 | $68.299 | 0.057 | 0.015 |
| Crushing/Proc. Equipment | 2005 | 2005Crushing/Proc. Equipment9999 | 9999 | 0.771 | 8.054 | 3.042 | 0.268 | 0.268 | 0.052 | $68.299 | 0.089 | 0.015 |
| Crushing/Proc. Equipment | 2010 | 2010Crushing/Proc. Equipment50 | 50 | 2.931 | 6.068 | 7.22 | 0.671 | 0.671 | 0.007 | $68.299 | 0.264 | 0.015 |
| Crushing/Proc. Equipment | 2010 | 2010Crushing/Proc. Equipment120 | 120 | 1.203 | 7.096 | 4.071 | 0.656 | 0.656 | 0.006 | $68.299 | 0.108 | 0.015 |
| Crushing/Proc. Equipment | 2010 | 2010Crushing/Proc. Equipment175 | 175 | 0.804 | 6.322 | 3.307 | 0.362 | 0.362 | 0.006 | $68.299 | 0.072 | 0.015 |
| Crushing/Proc. Equipment | 2010 | 2010Crushing/Proc. Equipment250 | 250 | 0.521 | 5.918 | 1.446 | 0.195 | 0.195 | 0.006 | $68.299 | 0.047 | 0.015 |
| Crushing/Proc. Equipment | 2010 | 2010Crushing/Proc. Equipment500 | 500 | 0.47 | 5.248 | 1.603 | 0.18 | 0.18 | 0.005 | $68.299 | 0.042 | 0.015 |
| Crushing/Proc. Equipment | 2010 | 2010Crushing/Proc. Equipment750 | 750 | 0.478 | 5.449 | 1.568 | 0.183 | 0.183 | 0.005 | $68.299 | 0.043 | 0.015 |
| Crushing/Proc. Equipment | 2010 | 2010Crushing/Proc. Equipment9999 | 9999 | 0.601 | 6.987 | 2.091 | 0.209 | 0.209 | 0.005 | $68.299 | 0.054 | 0.015 |
| Crushing/Proc. Equipment | 2011 | 2011Crushing/Proc. Equipment50 | 50 | 2.722 | 5.972 | 6.995 | 0.636 | 0.636 | 0.007 | $68.299 | 0.245 | 0.015 |
| Crushing/Proc. Equipment | 2011 | 2011Crushing/Proc. Equipment120 | 120 | 1.125 | 6.704 | 4.03 | 0.625 | 0.625 | 0.006 | $68.3 | 0.101 | 0.015 |
| Crushing/Proc. Equipment | 2011 | 2011Crushing/Proc. Equipment175 | 175 | 0.759 | 5.953 | 3.294 | 0.347 | 0.347 | 0.006 | $68.299 | 0.068 | 0.015 |
| Crushing/Proc. Equipment | 2011 | 2011Crushing/Proc. Equipment250 | 250 | 0.483 | 5.498 | 1.356 | 0.175 | 0.175 | 0.006 | $68.299 | 0.043 | 0.015 |
| Crushing/Proc. Equipment | 2011 | 2011Crushing/Proc. Equipment500 | 500 | 0.439 | 4.858 | 1.462 | 0.162 | 0.162 | 0.005 | $68.299 | 0.039 | 0.015 |
| Crushing/Proc. Equipment | 2011 | 2011Crushing/Proc. Equipment750 | 750 | 0.446 | 5.054 | 1.435 | 0.165 | 0.165 | 0.005 | $68.299 | 0.04 | 0.015 |
| Crushing/Proc. Equipment | 2011 | 2011Crushing/Proc. Equipment9999 | 9999 | 0.564 | 6.609 | 1.923 | 0.196 | 0.196 | 0.005 | $68.299 | 0.05 | 0.015 |
| Crushing/Proc. Equipment | 2012 | 2012Crushing/Proc. Equipment50 | 50 | 2.488 | 5.867 | 6.733 | 0.596 | 0.596 | 0.007 | $68.299 | 0.226 | 0.015 |
| Crushing/Proc. Equipment | 2012 | 2012Crushing/Proc. Equipment120 | 120 | 1.042 | 6.269 | 3.984 | 0.582 | 0.582 | 0.006 | $68.299 | 0.094 | 0.015 |
| Crushing/Proc. Equipment | 2012 | 2012Crushing/Proc. Equipment175 | 175 | 0.709 | 5.553 | 3.28 | 0.321 | 0.321 | 0.006 | $68.299 | 0.066 | 0.015 |
| Crushing/Proc. Equipment | 2012 | 2012Crushing/Proc. Equipment250 | 250 | 0.453 | 5.088 | 1.299 | 0.158 | 0.158 | 0.006 | $68.299 | 0.04 | 0.015 |
| Crushing/Proc. Equipment | 2012 | 2012Crushing/Proc. Equipment500 | 500 | 0.415 | 4.48 | 1.362 | 0.147 | 0.147 | 0.005 | $68.3 | 0.037 | 0.015 |
| Crushing/Proc. Equipment | 2012 | 2012Crushing/Proc. Equipment750 | 750 | 0.42 | 4.662 | 1.341 | 0.15 | 0.15 | 0.005 | $68.299 | 0.037 | 0.015 |
| Crushing/Proc. Equipment | 2012 | 2012Crushing/Proc. Equipment9999 | 9999 | 0.526 | 6.197 | 1.755 | 0.182 | 0.182 | 0.005 | $68.299 | 0.047 | 0.015 |
| Crushing/Proc. Equipment | 2013 | 2013Crushing/Proc. Equipment50 | 50 | 2.248 | 5.628 | 6.467 | 0.545 | 0.545 | 0.007 | $68.299 | 0.202 | 0.015 |
| Crushing/Proc. Equipment | 2013 | 2013Crushing/Proc. Equipment120 | 120 | 0.958 | 5.845 | 3.94 | 0.532 | 0.532 | 0.006 | $68.299 | 0.086 | 0.015 |
| Crushing/Proc. Equipment | 2013 | 2013Crushing/Proc. Equipment175 | 175 | 0.659 | 5.177 | 3.267 | 0.293 | 0.293 | 0.006 | $68.299 | 0.059 | 0.015 |
| Crushing/Proc. Equipment | 2013 | 2013Crushing/Proc. Equipment250 | 250 | 0.429 | 4.695 | 1.26 | 0.144 | 0.144 | 0.005 | $68.299 | 0.038 | 0.015 |
| Crushing/Proc. Equipment | 2013 | 2013Crushing/Proc. Equipment500 | 500 | 0.396 | 4.121 | 1.289 | 0.134 | 0.134 | 0.005 | $68.299 | 0.035 | 0.015 |
| Crushing/Proc. Equipment | 2013 | 2013Crushing/Proc. Equipment750 | 750 | 0.399 | 4.285 | 1.273 | 0.136 | 0.136 | 0.005 | $68.299 | 0.035 | 0.015 |
| Crushing/Proc. Equipment | 2013 | 2013Crushing/Proc. Equipment9999 | 9999 | 0.489 | 5.785 | 1.599 | 0.168 | 0.168 | 0.005 | $68.299 | 0.044 | 0.015 |
| Crushing/Proc. Equipment | 2014 | 2014Crushing/Proc. Equipment50 | 50 | 2.017 | 5.399 | 6.212 | 0.494 | 0.494 | 0.007 | $68.299 | 0.181 | 0.015 |
| Crushing/Proc. Equipment | 2014 | 2014Crushing/Proc. Equipment120 | 120 | 0.877 | 5.468 | 3.898 | 0.481 | 0.481 | 0.006 | $68.299 | 0.079 | 0.015 |
| Crushing/Proc. Equipment | 2014 | 2014Crushing/Proc. Equipment175 | 175 | 0.612 | 4.823 | 3.256 | 0.265 | 0.265 | 0.006 | $68.299 | 0.055 | 0.015 |
| Crushing/Proc. Equipment | 2014 | 2014Crushing/Proc. Equipment250 | 250 | 0.405 | 4.239 | 1.228 | 0.13 | 0.13 | 0.006 | $68.299 | 0.036 | 0.015 |
| Crushing/Proc. Equipment | 2014 | 2014Crushing/Proc. Equipment500 | 500 | 0.377 | 3.702 | 1.23 | 0.121 | 0.121 | 0.005 | $68.299 | 0.034 | 0.015 |
| Crushing/Proc. Equipment | 2014 | 2014Crushing/Proc. Equipment750 | 750 | 0.378 | 3.844 | 1.218 | 0.123 | 0.123 | 0.005 | $68.299 | 0.034 | 0.015 |
| Crushing/Proc. Equipment | 2014 | 2014Crushing/Proc. Equipment9999 | 9999 | 0.456 | 5.391 | 1.46 | 0.155 | 0.155 | 0.005 | $68.299 | 0.041 | 0.015 |
| Crushing/Proc. Equipment | 2015 | 2015Crushing/Proc. Equipment50 | 50 | 1.756 | 5.195 | 5.996 | 0.446 | 0.446 | 0.007 | $68.299 | 0.162 | 0.015 |
| Crushing/Proc. Equipment | 2015 | 2015Crushing/Proc. Equipment120 | 120 | 0.797 | 5.04 | 3.859 | 0.43 | 0.43 | 0.006 | $68.299 | 0.071 | 0.015 |
| Crushing/Proc. Equipment | 2015 | 2015Crushing/Proc. Equipment175 | 175 | 0.562 | 4.343 | 3.247 | 0.237 | 0.237 | 0.006 | $68.299 | 0.05 | 0.015 |
| Crushing/Proc. Equipment | 2015 | 2015Crushing/Proc. Equipment250 | 250 | 0.382 | 3.801 | 1.201 | 0.117 | 0.117 | 0.006 | $68.299 | 0.034 | 0.015 |
| Crushing/Proc. Equipment | 2015 | 2015Crushing/Proc. Equipment500 | 500 | 0.358 | 3.304 | 1.184 | 0.109 | 0.109 | 0.005 | $68.299 | 0.032 | 0.015 |
| Crushing/Proc. Equipment | 2015 | 2015Crushing/Proc. Equipment750 | 750 | 0.358 | 3.422 | 1.176 | 0.111 | 0.111 | 0.005 | $68.299 | 0.032 | 0.015 |
| Crushing/Proc. Equipment | 2015 | 2015Crushing/Proc. Equipment9999 | 9999 | 0.422 | 5.019 | 1.343 | 0.14 | 0.14 | 0.005 | $68.299 | 0.038 | 0.015 |
| Crushing/Proc. Equipment | 2016 | 2016Crushing/Proc. Equipment50 | 50 | 1.593 | 5.006 | 5.801 | 0.399 | 0.399 | 0.007 | $68.299 | 0.143 | 0.015 |
| Crushing/Proc. Equipment | 2016 | 2016Crushing/Proc. Equipment120 | 120 | 0.72 | 4.631 | 3.823 | 0.379 | 0.379 | 0.006 | $68.299 | 0.065 | 0.015 |
| Crushing/Proc. Equipment | 2016 | 2016Crushing/Proc. Equipment175 | 175 | 0.513 | 3.883 | 3.241 | 0.21 | 0.21 | 0.006 | $68.299 | 0.046 | 0.015 |
| Crushing/Proc. Equipment | 2016 | 2016Crushing/Proc. Equipment250 | 250 | 0.36 | 3.381 | 1.178 | 0.105 | 0.105 | 0.006 | $68.299 | 0.032 | 0.015 |
| Crushing/Proc. Equipment | 2016 | 2016Crushing/Proc. Equipment500 | 500 | 0.34 | 2.928 | 1.146 | 0.098 | 0.098 | 0.005 | $68.299 | 0.03 | 0.015 |
| Crushing/Proc. Equipment | 2016 | 2016Crushing/Proc. Equipment750 | 750 | 0.339 | 3.021 | 1.14 | 0.099 | 0.099 | 0.005 | $68.299 | 0.03 | 0.015 |
| Crushing/Proc. Equipment | 2016 | 2016Crushing/Proc. Equipment9999 | 9999 | 0.397 | 4.7 | 1.274 | 0.127 | 0.127 | 0.005 | $68.299 | 0.035 | 0.015 |
| Crushing/Proc. Equipment | 2017 | 2017Crushing/Proc. Equipment50 | 50 | 1.402 | 4.827 | 5.623 | 0.354 | 0.354 | 0.007 | $68.299 | 0.126 | 0.015 |
| Crushing/Proc. Equipment | 2017 | 2017Crushing/Proc. Equipment120 | 120 | 0.647 | 4.244 | 3.791 | 0.33 | 0.33 | 0.006 | $68.299 | 0.058 | 0.015 |
| Crushing/Proc. Equipment | 2017 | 2017Crushing/Proc. Equipment175 | 175 | 0.468 | 3.45 | 3.236 | 0.185 | 0.185 | 0.006 | $68.299 | 0.042 | 0.015 |
| Crushing/Proc. Equipment | 2017 | 2017Crushing/Proc. Equipment250 | 250 | 0.34 | 2.987 | 1.16 | 0.094 | 0.094 | 0.006 | $68.299 | 0.03 | 0.015 |
| Crushing/Proc. Equipment | 2017 | 2017Crushing/Proc. Equipment500 | 500 | 0.324 | 2.602 | 1.118 | 0.088 | 0.088 | 0.005 | $68.299 | 0.029 | 0.015 |
| Crushing/Proc. Equipment | 2017 | 2017Crushing/Proc. Equipment750 | 750 | 0.323 | 2.664 | 1.114 | 0.088 | 0.088 | 0.005 | $68.299 | 0.029 | 0.015 |
| Crushing/Proc. Equipment | 2017 | 2017Crushing/Proc. Equipment9999 | 9999 | 0.378 | 4.423 | 1.231 | 0.117 | 0.117 | 0.005 | $68.299 | 0.034 | 0.015 |
| Crushing/Proc. Equipment | 2018 | 2018Crushing/Proc. Equipment50 | 50 | 1.225 | 4.657 | 5.461 | 0.31 | 0.31 | 0.007 | $68.299 | 0.11 | 0.015 |
| Crushing/Proc. Equipment | 2018 | 2018Crushing/Proc. Equipment120 | 120 | 0.58 | 3.881 | 3.763 | 0.284 | 0.284 | 0.006 | $68.299 | 0.052 | 0.015 |
| Crushing/Proc. Equipment | 2018 | 2018Crushing/Proc. Equipment175 | 175 | 0.427 | 3.049 | 3.234 | 0.161 | 0.161 | 0.006 | $68.299 | 0.038 | 0.015 |
| Crushing/Proc. Equipment | 2018 | 2018Crushing/Proc. Equipment250 | 250 | 0.322 | 2.622 | 1.146 | 0.083 | 0.083 | 0.006 | $68.299 | 0.029 | 0.015 |
| Crushing/Proc. Equipment | 2018 | 2018Crushing/Proc. Equipment500 | 500 | 0.309 | 2.312 | 1.099 | 0.079 | 0.079 | 0.005 | $68.299 | 0.027 | 0.015 |
| Crushing/Proc. Equipment | 2018 | 2018Crushing/Proc. Equipment750 | 750 | 0.308 | 2.358 | 1.097 | 0.079 | 0.079 | 0.005 | $68.299 | 0.027 | 0.015 |
| Crushing/Proc. Equipment | 2018 | 2018Crushing/Proc. Equipment9999 | 9999 | 0.361 | 4.168 | 1.198 | 0.107 | 0.107 | 0.005 | $68.299 | 0.032 | 0.015 |
| Crushing/Proc. Equipment | 2019 | 2019Crushing/Proc. Equipment50 | 50 | 1.064 | 4.495 | 5.316 | 0.269 | 0.269 | 0.007 | $68.299 | 0.096 | 0.015 |
| Crushing/Proc. Equipment | 2019 | 2019Crushing/Proc. Equipment120 | 120 | 0.519 | 3.544 | 3.739 | 0.241 | 0.241 | 0.006 | $68.299 | 0.046 | 0.015 |
| Crushing/Proc. Equipment | 2019 | 2019Crushing/Proc. Equipment175 | 175 | 0.394 | 2.7 | 3.233 | 0.141 | 0.141 | 0.006 | $68.299 | 0.035 | 0.015 |
| Crushing/Proc. Equipment | 2019 | 2019Crushing/Proc. Equipment250 | 250 | 0.304 | 2.3 | 1.134 | 0.074 | 0.074 | 0.006 | $68.299 | 0.027 | 0.015 |
| Crushing/Proc. Equipment | 2019 | 2019Crushing/Proc. Equipment500 | 500 | 0.295 | 2.046 | 1.087 | 0.071 | 0.071 | 0.005 | $68.299 | 0.026 | 0.015 |
| Crushing/Proc. Equipment | 2019 | 2019Crushing/Proc. Equipment750 | 750 | 0.294 | 2.085 | 1.085 | 0.071 | 0.071 | 0.005 | $68.299 | 0.026 | 0.015 |
| Crushing/Proc. Equipment | 2019 | 2019Crushing/Proc. Equipment9999 | 9999 | 0.345 | 3.927 | 1.173 | 0.098 | 0.098 | 0.005 | $68.299 | 0.031 | 0.015 |
| Crushing/Proc. Equipment | 2020 | 2020Crushing/Proc. Equipment50 | 50 | 0.947 | 4.347 | 5.211 | 0.233 | 0.233 | 0.007 | $68.299 | 0.085 | 0.015 |
| Crushing/Proc. Equipment | 2020 | 2020Crushing/Proc. Equipment120 | 120 | 0.473 | 3.249 | 3.722 | 0.206 | 0.206 | 0.006 | $68.299 | 0.042 | 0.015 |
| Crushing/Proc. Equipment | 2020 | 2020Crushing/Proc. Equipment175 | 175 | 0.367 | 2.392 | 3.234 | 0.124 | 0.124 | 0.006 | $68.299 | 0.033 | 0.015 |
| Crushing/Proc. Equipment | 2020 | 2020Crushing/Proc. Equipment250 | 250 | 0.289 | 2.014 | 1.125 | 0.065 | 0.065 | 0.006 | $68.299 | 0.026 | 0.015 |
| Crushing/Proc. Equipment | 2020 | 2020Crushing/Proc. Equipment500 | 500 | 0.281 | 1.799 | 1.078 | 0.063 | 0.063 | 0.005 | $68.299 | 0.025 | 0.015 |
| Crushing/Proc. Equipment | 2020 | 2020Crushing/Proc. Equipment750 | 750 | 0.281 | 1.835 | 1.077 | 0.063 | 0.063 | 0.005 | $68.299 | 0.025 | 0.015 |
| Crushing/Proc. Equipment | 2020 | 2020Crushing/Proc. Equipment9999 | 9999 | 0.329 | 3.699 | 1.153 | 0.089 | 0.089 | 0.005 | $68.299 | 0.029 | 0.015 |
| Crushing/Proc. Equipment | 2021 | 2021Crushing/Proc. Equipment50 | 50 | 0.862 | 4.211 | 5.136 | 0.201 | 0.201 | 0.007 | $68.299 | 0.077 | 0.015 |
| Crushing/Proc. Equipment | 2021 | 2021Crushing/Proc. Equipment120 | 120 | 0.438 | 2.989 | 3.711 | 0.178 | 0.178 | 0.006 | $68.299 | 0.039 | 0.015 |
| Crushing/Proc. Equipment | 2021 | 2021Crushing/Proc. Equipment175 | 175 | 0.344 | 2.114 | 3.235 | 0.109 | 0.109 | 0.006 | $68.299 | 0.031 | 0.015 |
| Crushing/Proc. Equipment | 2021 | 2021Crushing/Proc. Equipment250 | 250 | 0.274 | 1.756 | 1.118 | 0.057 | 0.057 | 0.006 | $68.299 | 0.024 | 0.015 |
| Crushing/Proc. Equipment | 2021 | 2021Crushing/Proc. Equipment500 | 500 | 0.268 | 1.574 | 1.072 | 0.055 | 0.055 | 0.005 | $68.3 | 0.024 | 0.015 |
| Crushing/Proc. Equipment | 2021 | 2021Crushing/Proc. Equipment750 | 750 | 0.268 | 1.606 | 1.072 | 0.055 | 0.055 | 0.005 | $68.299 | 0.024 | 0.015 |
| Crushing/Proc. Equipment | 2021 | 2021Crushing/Proc. Equipment9999 | 9999 | 0.314 | 3.487 | 1.136 | 0.08 | 0.08 | 0.005 | $68.299 | 0.028 | 0.015 |
| Crushing/Proc. Equipment | 2022 | 2022Crushing/Proc. Equipment50 | 50 | 0.795 | 4.083 | 5.081 | 0.172 | 0.172 | 0.007 | $68.299 | 0.071 | 0.015 |
| Crushing/Proc. Equipment | 2022 | 2022Crushing/Proc. Equipment120 | 120 | 0.41 | 2.758 | 3.704 | 0.154 | 0.154 | 0.006 | $68.299 | 0.037 | 0.015 |
| Crushing/Proc. Equipment | 2022 | 2022Crushing/Proc. Equipment175 | 175 | 0.323 | 1.861 | 3.237 | 0.095 | 0.095 | 0.006 | $68.299 | 0.029 | 0.015 |
| Crushing/Proc. Equipment | 2022 | 2022Crushing/Proc. Equipment250 | 250 | 0.26 | 1.521 | 1.114 | 0.05 | 0.05 | 0.006 | $68.299 | 0.023 | 0.015 |
| Crushing/Proc. Equipment | 2022 | 2022Crushing/Proc. Equipment500 | 500 | 0.255 | 1.389 | 1.067 | 0.048 | 0.048 | 0.005 | $68.299 | 0.023 | 0.015 |
| Crushing/Proc. Equipment | 2022 | 2022Crushing/Proc. Equipment750 | 750 | 0.256 | 1.416 | 1.067 | 0.048 | 0.048 | 0.005 | $68.299 | 0.023 | 0.015 |
| Crushing/Proc. Equipment | 2022 | 2022Crushing/Proc. Equipment9999 | 9999 | 0.3 | 3.31 | 1.121 | 0.073 | 0.073 | 0.005 | $68.299 | 0.027 | 0.015 |
| Crushing/Proc. Equipment | 2023 | 2023Crushing/Proc. Equipment50 | 50 | 0.739 | 3.962 | 5.039 | 0.146 | 0.146 | 0.007 | $68.299 | 0.066 | 0.015 |
| Crushing/Proc. Equipment | 2023 | 2023Crushing/Proc. Equipment120 | 120 | 0.385 | 2.552 | 3.7 | 0.132 | 0.132 | 0.006 | $68.299 | 0.034 | 0.015 |
| Crushing/Proc. Equipment | 2023 | 2023Crushing/Proc. Equipment175 | 175 | 0.304 | 1.654 | 3.24 | 0.083 | 0.083 | 0.006 | $68.299 | 0.027 | 0.015 |
| Crushing/Proc. Equipment | 2023 | 2023Crushing/Proc. Equipment250 | 250 | 0.248 | 1.33 | 1.111 | 0.043 | 0.043 | 0.006 | $68.299 | 0.022 | 0.015 |
| Crushing/Proc. Equipment | 2023 | 2023Crushing/Proc. Equipment500 | 500 | 0.244 | 1.227 | 1.064 | 0.042 | 0.042 | 0.005 | $68.299 | 0.022 | 0.015 |
| Crushing/Proc. Equipment | 2023 | 2023Crushing/Proc. Equipment750 | 750 | 0.244 | 1.251 | 1.065 | 0.042 | 0.042 | 0.005 | $68.3 | 0.022 | 0.015 |
| Crushing/Proc. Equipment | 2023 | 2023Crushing/Proc. Equipment9999 | 9999 | 0.287 | 3.16 | 1.107 | 0.066 | 0.066 | 0.005 | $68.299 | 0.025 | 0.015 |
| Crushing/Proc. Equipment | 2024 | 2024Crushing/Proc. Equipment50 | 50 | 0.694 | 3.85 | 5.008 | 0.125 | 0.125 | 0.007 | $68.299 | 0.062 | 0.015 |
| Crushing/Proc. Equipment | 2024 | 2024Crushing/Proc. Equipment120 | 120 | 0.364 | 2.389 | 3.697 | 0.112 | 0.112 | 0.006 | $68.299 | 0.032 | 0.015 |
| Crushing/Proc. Equipment | 2024 | 2024Crushing/Proc. Equipment175 | 175 | 0.287 | 1.472 | 3.243 | 0.071 | 0.071 | 0.006 | $68.299 | 0.025 | 0.015 |
| Crushing/Proc. Equipment | 2024 | 2024Crushing/Proc. Equipment250 | 250 | 0.236 | 1.165 | 1.109 | 0.036 | 0.036 | 0.006 | $68.299 | 0.021 | 0.015 |
| Crushing/Proc. Equipment | 2024 | 2024Crushing/Proc. Equipment500 | 500 | 0.232 | 1.077 | 1.062 | 0.035 | 0.035 | 0.005 | $68.299 | 0.021 | 0.015 |
| Crushing/Proc. Equipment | 2024 | 2024Crushing/Proc. Equipment750 | 750 | 0.233 | 1.098 | 1.063 | 0.036 | 0.036 | 0.005 | $68.299 | 0.021 | 0.015 |
| Crushing/Proc. Equipment | 2024 | 2024Crushing/Proc. Equipment9999 | 9999 | 0.274 | 3.029 | 1.096 | 0.059 | 0.059 | 0.005 | $68.299 | 0.024 | 0.015 |
| Crushing/Proc. Equipment | 2025 | 2025Crushing/Proc. Equipment50 | 50 | 0.656 | 3.742 | 4.982 | 0.107 | 0.107 | 0.007 | $68.299 | 0.059 | 0.015 |
| Crushing/Proc. Equipment | 2025 | 2025Crushing/Proc. Equipment120 | 120 | 0.345 | 2.248 | 3.694 | 0.095 | 0.095 | 0.006 | $68.299 | 0.031 | 0.015 |
| Crushing/Proc. Equipment | 2025 | 2025Crushing/Proc. Equipment175 | 175 | 0.27 | 1.301 | 3.246 | 0.06 | 0.06 | 0.006 | $68.299 | 0.024 | 0.015 |
| Crushing/Proc. Equipment | 2025 | 2025Crushing/Proc. Equipment250 | 250 | 0.224 | 1.012 | 1.108 | 0.031 | 0.031 | 0.006 | $68.299 | 0.02 | 0.015 |
| Crushing/Proc. Equipment | 2025 | 2025Crushing/Proc. Equipment500 | 500 | 0.221 | 0.937 | 1.061 | 0.03 | 0.03 | 0.005 | $68.299 | 0.02 | 0.015 |
| Crushing/Proc. Equipment | 2025 | 2025Crushing/Proc. Equipment750 | 750 | 0.222 | 0.955 | 1.061 | 0.03 | 0.03 | 0.005 | $68.299 | 0.02 | 0.015 |
| Crushing/Proc. Equipment | 2025 | 2025Crushing/Proc. Equipment9999 | 9999 | 0.261 | 2.91 | 1.087 | 0.053 | 0.053 | 0.005 | $68.299 | 0.023 | 0.015 |
| Crushing/Proc. Equipment | 2030 | 2030Crushing/Proc. Equipment50 | 50 | 0.525 | 3.351 | 4.857 | 0.043 | 0.043 | 0.007 | $68.299 | 0.047 | 0.015 |
| Crushing/Proc. Equipment | 2030 | 2030Crushing/Proc. Equipment120 | 120 | 0.272 | 1.708 | 3.673 | 0.038 | 0.038 | 0.006 | $68.299 | 0.024 | 0.015 |
| Crushing/Proc. Equipment | 2030 | 2030Crushing/Proc. Equipment175 | 175 | 0.197 | 0.6 | 3.244 | 0.025 | 0.025 | 0.006 | $68.299 | 0.017 | 0.015 |

| | | | | | | | | | | | | |
|---|---|---|---|---|---|---|---|---|---|---|---|---|
| Crushing/Proc. Equipment | 2030 | 2030Crushing/Proc. Equipment250 | 250 | 0.185 | 0.502 | 1.105 | 0.017 | 0.017 | 0.005 | 568.299 | 0.016 | 0.015 |
| Crushing/Proc. Equipment | 2030 | 2030Crushing/Proc. Equipment500 | 500 | 0.184 | 0.476 | 1.058 | 0.017 | 0.017 | 0.005 | 568.299 | 0.016 | 0.015 |
| Crushing/Proc. Equipment | 2030 | 2030Crushing/Proc. Equipment750 | 750 | 0.184 | 0.478 | 1.058 | 0.017 | 0.017 | 0.005 | 568.299 | 0.016 | 0.015 |
| Crushing/Proc. Equipment | 2030 | 2030Crushing/Proc. Equipment9999 | 9999 | 0.196 | 2.59 | 1.059 | 0.032 | 0.032 | 0.005 | 568.299 | 0.017 | 0.015 |
| Crushing/Proc. Equipment | 2035 | 2035Crushing/Proc. Equipment50 | 50 | 0.487 | 3.237 | 4.819 | 0.023 | 0.023 | 0.007 | 568.299 | 0.044 | 0.015 |
| Crushing/Proc. Equipment | 2035 | 2035Crushing/Proc. Equipment120 | 120 | 0.249 | 1.531 | 3.665 | 0.02 | 0.02 | 0.006 | 568.299 | 0.022 | 0.015 |
| Crushing/Proc. Equipment | 2035 | 2035Crushing/Proc. Equipment175 | 175 | 0.176 | 0.382 | 3.242 | 0.015 | 0.015 | 0.006 | 568.299 | 0.015 | 0.015 |
| Crushing/Proc. Equipment | 2035 | 2035Crushing/Proc. Equipment250 | 250 | 0.172 | 0.342 | 1.104 | 0.012 | 0.012 | 0.006 | 568.3 | 0.015 | 0.015 |
| Crushing/Proc. Equipment | 2035 | 2035Crushing/Proc. Equipment500 | 500 | 0.172 | 0.338 | 1.058 | 0.012 | 0.012 | 0.005 | 568.299 | 0.015 | 0.015 |
| Crushing/Proc. Equipment | 2035 | 2035Crushing/Proc. Equipment750 | 750 | 0.172 | 0.338 | 1.058 | 0.012 | 0.012 | 0.005 | 568.299 | 0.015 | 0.015 |
| Crushing/Proc. Equipment | 2035 | 2035Crushing/Proc. Equipment9999 | 9999 | 0.177 | 2.482 | 1.058 | 0.026 | 0.026 | 0.005 | 568.299 | 0.016 | 0.015 |
| Crushing/Proc. Equipment | 2040 | 2040Crushing/Proc. Equipment50 | 50 | 0.488 | 3.194 | 4.833 | 0.017 | 0.017 | 0.007 | 568.299 | 0.044 | 0.015 |
| Crushing/Proc. Equipment | 2040 | 2040Crushing/Proc. Equipment120 | 120 | 0.245 | 1.477 | 3.67 | 0.015 | 0.015 | 0.006 | 568.299 | 0.022 | 0.015 |
| Crushing/Proc. Equipment | 2040 | 2040Crushing/Proc. Equipment175 | 175 | 0.17 | 0.306 | 3.246 | 0.012 | 0.012 | 0.005 | 568.299 | 0.015 | 0.015 |
| Crushing/Proc. Equipment | 2040 | 2040Crushing/Proc. Equipment250 | 250 | 0.168 | 0.292 | 1.106 | 0.011 | 0.011 | 0.006 | 568.299 | 0.015 | 0.015 |
| Crushing/Proc. Equipment | 2040 | 2040Crushing/Proc. Equipment500 | 500 | 0.168 | 0.292 | 1.059 | 0.011 | 0.011 | 0.005 | 568.299 | 0.015 | 0.015 |
| Crushing/Proc. Equipment | 2040 | 2040Crushing/Proc. Equipment750 | 750 | 0.169 | 0.292 | 1.059 | 0.011 | 0.011 | 0.005 | 568.299 | 0.015 | 0.015 |
| Crushing/Proc. Equipment | 2040 | 2040Crushing/Proc. Equipment9999 | 9999 | 0.17 | 2.457 | 1.059 | 0.024 | 0.024 | 0.005 | 568.299 | 0.015 | 0.015 |
| Dumpers/Tenders | 1990 | 1990Dumpers/Tenders25 | 25 | 2.213 | 6.919 | 4.999 | 0.741 | 0.741 | 0.855 | 568.299 | 0.199 | 0.015 |
| Dumpers/Tenders | 2000 | 2000Dumpers/Tenders25 | 25 | 2.045 | 6.397 | 4.69 | 0.571 | 0.571 | 0.065 | 568.299 | 0.184 | 0.015 |
| Dumpers/Tenders | 2005 | 2005Dumpers/Tenders25 | 25 | 1.3 | 5.74 | 3.337 | 0.426 | 0.426 | 0.065 | 568.299 | 0.117 | 0.015 |
| Dumpers/Tenders | 2010 | 2010Dumpers/Tenders25 | 25 | 0.806 | 4.806 | 2.507 | 0.271 | 0.271 | 0.007 | 568.299 | 0.072 | 0.015 |
| Dumpers/Tenders | 2011 | 2011Dumpers/Tenders25 | 25 | 0.771 | 4.686 | 2.456 | 0.251 | 0.251 | 0.007 | 568.299 | 0.069 | 0.015 |
| Dumpers/Tenders | 2012 | 2012Dumpers/Tenders25 | 25 | 0.742 | 4.576 | 2.416 | 0.232 | 0.232 | 0.007 | 568.299 | 0.066 | 0.015 |
| Dumpers/Tenders | 2013 | 2013Dumpers/Tenders25 | 25 | 0.719 | 4.477 | 2.385 | 0.216 | 0.216 | 0.007 | 568.3 | 0.064 | 0.015 |
| Dumpers/Tenders | 2014 | 2014Dumpers/Tenders25 | 25 | 0.705 | 4.433 | 2.364 | 0.2 | 0.2 | 0.007 | 568.3 | 0.063 | 0.015 |
| Dumpers/Tenders | 2015 | 2015Dumpers/Tenders25 | 25 | 0.696 | 4.402 | 2.35 | 0.187 | 0.187 | 0.007 | 568.299 | 0.062 | 0.015 |
| Dumpers/Tenders | 2016 | 2016Dumpers/Tenders25 | 25 | 0.69 | 4.378 | 2.342 | 0.175 | 0.175 | 0.007 | 568.299 | 0.062 | 0.015 |
| Dumpers/Tenders | 2017 | 2017Dumpers/Tenders25 | 25 | 0.687 | 4.362 | 2.34 | 0.171 | 0.171 | 0.007 | 568.299 | 0.062 | 0.015 |
| Dumpers/Tenders | 2018 | 2018Dumpers/Tenders25 | 25 | 0.686 | 4.35 | 2.339 | 0.169 | 0.169 | 0.007 | 568.299 | 0.061 | 0.015 |
| Dumpers/Tenders | 2019 | 2019Dumpers/Tenders25 | 25 | 0.686 | 4.341 | 2.339 | 0.167 | 0.167 | 0.007 | 568.299 | 0.061 | 0.015 |
| Dumpers/Tenders | 2020 | 2020Dumpers/Tenders25 | 25 | 0.685 | 4.336 | 2.339 | 0.165 | 0.165 | 0.007 | 568.299 | 0.061 | 0.015 |
| Dumpers/Tenders | 2021 | 2021Dumpers/Tenders25 | 25 | 0.685 | 4.333 | 2.339 | 0.163 | 0.163 | 0.007 | 568.299 | 0.061 | 0.015 |
| Dumpers/Tenders | 2022 | 2022Dumpers/Tenders25 | 25 | 0.685 | 4.332 | 2.339 | 0.162 | 0.162 | 0.007 | 568.299 | 0.061 | 0.015 |
| Dumpers/Tenders | 2023 | 2023Dumpers/Tenders25 | 25 | 0.685 | 4.332 | 2.339 | 0.162 | 0.162 | 0.007 | 568.299 | 0.061 | 0.015 |
| Dumpers/Tenders | 2024 | 2024Dumpers/Tenders25 | 25 | 0.685 | 4.332 | 2.34 | 0.161 | 0.161 | 0.007 | 568.299 | 0.061 | 0.015 |
| Dumpers/Tenders | 2025 | 2025Dumpers/Tenders25 | 25 | 0.685 | 4.332 | 2.339 | 0.161 | 0.161 | 0.007 | 568.299 | 0.061 | 0.015 |
| Dumpers/Tenders | 2030 | 2030Dumpers/Tenders25 | 25 | 0.685 | 4.332 | 2.34 | 0.161 | 0.161 | 0.007 | 568.299 | 0.061 | 0.015 |
| Dumpers/Tenders | 2035 | 2035Dumpers/Tenders25 | 25 | 0.685 | 4.332 | 2.339 | 0.161 | 0.161 | 0.007 | 568.299 | 0.061 | 0.015 |
| Dumpers/Tenders | 2040 | 2040Dumpers/Tenders25 | 25 | 0.685 | 4.332 | 2.339 | 0.161 | 0.161 | 0.007 | 568.299 | 0.061 | 0.015 |
| Excavators | 1990 | 1990Excavators25 | 25 | 2.213 | 6.919 | 4.999 | 0.741 | 0.741 | 0.855 | 568.299 | 0.199 | 0.015 |
| Excavators | 1990 | 1990Excavators50 | 50 | 5.155 | 8.08 | 10.359 | 1.341 | 1.341 | 0.871 | 568.299 | 0.465 | 0.015 |
| Excavators | 1990 | 1990Excavators120 | 120 | 2.469 | 15.421 | 5.901 | 1.413 | 1.413 | 0.791 | 568.299 | 0.222 | 0.015 |
| Excavators | 1990 | 1990Excavators175 | 175 | 1.947 | 15.075 | 5.271 | 1.096 | 1.096 | 0.758 | 568.299 | 0.175 | 0.015 |
| Excavators | 1990 | 1990Excavators250 | 250 | 1.947 | 15.075 | 5.271 | 1.096 | 1.096 | 0.758 | 568.299 | 0.175 | 0.015 |
| Excavators | 1990 | 1990Excavators500 | 500 | 1.71 | 14.225 | 12.155 | 0.93 | 0.93 | 0.662 | 568.3 | 0.154 | 0.015 |
| Excavators | 1990 | 1990Excavators750 | 750 | 1.71 | 14.225 | 12.155 | 0.947 | 0.947 | 1.018 | 568.299 | 0.154 | 0.015 |
| Excavators | 2000 | 2000Excavators25 | 25 | 1.841 | 6.281 | 4.315 | 0.543 | 0.543 | 0.065 | 568.299 | 0.166 | 0.015 |
| Excavators | 2000 | 2000Excavators50 | 50 | 4.616 | 7.102 | 9.494 | 0.958 | 0.958 | 0.066 | 568.299 | 0.416 | 0.015 |
| Excavators | 2000 | 2000Excavators120 | 120 | 1.826 | 10.156 | 4.602 | 0.913 | 0.913 | 0.06 | 568.299 | 0.164 | 0.015 |
| Excavators | 2000 | 2000Excavators175 | 175 | 1.236 | 9.345 | 3.672 | 0.525 | 0.525 | 0.057 | 568.299 | 0.111 | 0.015 |
| Excavators | 2000 | 2000Excavators250 | 250 | 1.001 | 8.952 | 2.794 | 0.409 | 0.409 | 0.057 | 568.299 | 0.09 | 0.015 |
| Excavators | 2000 | 2000Excavators500 | 500 | 0.91 | 8.491 | 3.974 | 0.362 | 0.362 | 0.05 | 568.299 | 0.082 | 0.015 |
| Excavators | 2000 | 2000Excavators750 | 750 | 0.91 | 8.491 | 3.974 | 0.362 | 0.362 | 0.052 | 568.299 | 0.082 | 0.015 |
| Excavators | 2005 | 2005Excavators25 | 25 | 0.779 | 5.219 | 2.397 | 0.319 | 0.319 | 0.065 | 568.299 | 0.07 | 0.015 |
| Excavators | 2005 | 2005Excavators50 | 50 | 3.974 | 6.562 | 8.597 | 0.871 | 0.871 | 0.066 | 568.299 | 0.358 | 0.015 |
| Excavators | 2005 | 2005Excavators120 | 120 | 1.582 | 8.632 | 4.354 | 0.653 | 0.653 | 0.06 | 568.299 | 0.142 | 0.015 |
| Excavators | 2005 | 2005Excavators175 | 175 | 1.032 | 7.905 | 3.452 | 0.461 | 0.461 | 0.057 | 568.299 | 0.093 | 0.015 |
| Excavators | 2005 | 2005Excavators250 | 250 | 0.71 | 7.456 | 1.892 | 0.276 | 0.276 | 0.057 | 568.299 | 0.064 | 0.015 |
| Excavators | 2005 | 2005Excavators500 | 500 | 0.629 | 6.685 | 2.194 | 0.248 | 0.248 | 0.05 | 568.299 | 0.056 | 0.015 |
| Excavators | 2005 | 2005Excavators750 | 750 | 0.64 | 6.888 | 2.192 | 0.251 | 0.251 | 0.052 | 568.299 | 0.057 | 0.015 |
| Excavators | 2010 | 2010Excavators25 | 25 | 0.835 | 5.19123 | 4.56926 | 0.4128 | 0.3798 | 0.0054 | 584.0737 | 0.17 | 0.015 |
| Excavators | 2010 | 2010Excavators50 | 50 | 0.835 | 5.19123 | 4.56926 | 0.4128 | 0.3798 | 0.0054 | 584.0737 | 0.17 | 0.015 |
| Excavators | 2010 | 2010Excavators120 | 120 | 0.6157 | 6.10169 | 3.69337 | 0.4694 | 0.4318 | 0.0048 | 518.9941 | 0.1511 | 0.013 |
| Excavators | 2010 | 2010Excavators175 | 175 | 0.4814 | 5.82964 | 3.1674 | 0.299 | 0.2751 | 0.0049 | 525.0484 | 0.1528 | 0.013 |
| Excavators | 2010 | 2010Excavators250 | 250 | 0.3546 | 5.78636 | 1.45526 | 0.1818 | 0.1673 | 0.0049 | 525.2427 | 0.1529 | 0.013 |
| Excavators | 2010 | 2010Excavators500 | 500 | 0.2655 | 4.38582 | 1.44794 | 0.1435 | 0.132 | 0.0049 | 522.2909 | 0.152 | 0.013 |
| Excavators | 2010 | 2010Excavators750 | 750 | 0.2756 | 4.52996 | 1.53784 | 0.1487 | 0.1368 | 0.0048 | 520.4269 | 0.1515 | 0.013 |
| Excavators | 2011 | 2011Excavators25 | 25 | 0.8398 | 5.21824 | 4.67202 | 0.4129 | 0.3798 | 0.0054 | 582.8586 | 0.1701 | 0.015 |
| Excavators | 2011 | 2011Excavators50 | 50 | 0.8398 | 5.21824 | 4.67202 | 0.4129 | 0.3798 | 0.0054 | 582.8586 | 0.1701 | 0.015 |
| Excavators | 2011 | 2011Excavators120 | 120 | 0.5673 | 5.70006 | 3.65807 | 0.4358 | 0.4009 | 0.0048 | 517.4139 | 0.151 | 0.013 |
| Excavators | 2011 | 2011Excavators175 | 175 | 0.4481 | 5.44943 | 3.15702 | 0.2776 | 0.2554 | 0.0049 | 523.5178 | 0.1528 | 0.013 |
| Excavators | 2011 | 2011Excavators250 | 250 | 0.3364 | 5.41822 | 1.41809 | 0.1706 | 0.1569 | 0.0049 | 523.6886 | 0.1528 | 0.013 |
| Excavators | 2011 | 2011Excavators500 | 500 | 0.2549 | 4.1131 | 1.41288 | 0.1332 | 0.1226 | 0.0049 | 521.2972 | 0.1521 | 0.013 |
| Excavators | 2011 | 2011Excavators750 | 750 | 0.274 | 4.42127 | 1.47036 | 0.1457 | 0.1341 | 0.0048 | 519.1271 | 0.1515 | 0.013 |
| Excavators | 2012 | 2012Excavators25 | 25 | 0.8555 | 5.19511 | 4.79179 | 0.4123 | 0.3793 | 0.0054 | 581.4648 | 0.1701 | 0.015 |
| Excavators | 2012 | 2012Excavators50 | 50 | 0.8555 | 5.19511 | 4.79179 | 0.4123 | 0.3793 | 0.0054 | 581.4648 | 0.1701 | 0.015 |
| Excavators | 2012 | 2012Excavators120 | 120 | 0.5668 | 5.63138 | 3.68099 | 0.4336 | 0.3989 | 0.0048 | 516.083 | 0.151 | 0.013 |
| Excavators | 2012 | 2012Excavators175 | 175 | 0.4492 | 5.38897 | 3.17839 | 0.275 | 0.253 | 0.0049 | 522.0959 | 0.1527 | 0.013 |
| Excavators | 2012 | 2012Excavators250 | 250 | 0.3383 | 5.32577 | 1.42562 | 0.1687 | 0.1552 | 0.0049 | 522.4958 | 0.1529 | 0.013 |
| Excavators | 2012 | 2012Excavators500 | 500 | 0.2592 | 4.05714 | 1.4255 | 0.1313 | 0.1208 | 0.0049 | 520.034 | 0.1521 | 0.013 |
| Excavators | 2012 | 2012Excavators750 | 750 | 0.2808 | 4.3898 | 1.47962 | 0.1452 | 0.1336 | 0.0048 | 517.8167 | 0.1515 | 0.013 |
| Excavators | 2013 | 2013Excavators25 | 25 | 0.8364 | 5.0526 | 4.80774 | 0.3931 | 0.3616 | 0.0054 | 578.236 | 0.17 | 0.015 |
| Excavators | 2013 | 2013Excavators50 | 50 | 0.8364 | 5.0526 | 4.80774 | 0.3931 | 0.3616 | 0.0054 | 578.236 | 0.17 | 0.015 |
| Excavators | 2013 | 2013Excavators120 | 120 | 0.5369 | 5.3703 | 3.66866 | 0.4043 | 0.372 | 0.0048 | 513.7321 | 0.151 | 0.013 |
| Excavators | 2013 | 2013Excavators175 | 175 | 0.4234 | 5.08991 | 3.16966 | 0.2534 | 0.2332 | 0.0049 | 519.496 | 0.1527 | 0.013 |
| Excavators | 2013 | 2013Excavators250 | 250 | 0.3225 | 4.93756 | 1.40068 | 0.1572 | 0.1446 | 0.0049 | 519.8753 | 0.1529 | 0.013 |
| Excavators | 2013 | 2013Excavators500 | 500 | 0.2483 | 3.73509 | 1.38754 | 0.1208 | 0.1111 | 0.0049 | 517.7809 | 0.1522 | 0.013 |
| Excavators | 2013 | 2013Excavators750 | 750 | 0.2536 | 3.92892 | 1.36166 | 0.1262 | 0.1161 | 0.0048 | 514.1872 | 0.1512 | 0.013 |
| Excavators | 2014 | 2014Excavators25 | 25 | 0.8251 | 4.96504 | 4.84434 | 0.3802 | 0.3498 | 0.0054 | 575.2674 | 0.17 | 0.015 |
| Excavators | 2014 | 2014Excavators50 | 50 | 0.8251 | 4.96504 | 4.84434 | 0.3802 | 0.3498 | 0.0054 | 575.2674 | 0.17 | 0.015 |
| Excavators | 2014 | 2014Excavators120 | 120 | 0.513 | 5.13137 | 3.66313 | 0.3824 | 0.3518 | 0.0048 | 511.3057 | 0.1511 | 0.013 |
| Excavators | 2014 | 2014Excavators175 | 175 | 0.39 | 4.65701 | 3.15438 | 0.2289 | 0.2105 | 0.0049 | 516.9066 | 0.1528 | 0.013 |
| Excavators | 2014 | 2014Excavators250 | 250 | 0.2942 | 4.37384 | 1.34557 | 0.1388 | 0.1277 | 0.0049 | 517.3234 | 0.1529 | 0.013 |
| Excavators | 2014 | 2014Excavators500 | 500 | 0.2327 | 3.35284 | 1.32721 | 0.108 | 0.0994 | 0.0049 | 515.2151 | 0.1523 | 0.013 |
| Excavators | 2014 | 2014Excavators750 | 750 | 0.2387 | 3.54089 | 1.34745 | 0.1143 | 0.1052 | 0.0048 | 511.9453 | 0.1513 | 0.013 |
| Excavators | 2015 | 2015Excavators25 | 25 | 0.8328 | 4.91817 | 4.92488 | 0.3747 | 0.3447 | 0.0054 | 569.5116 | 0.17 | 0.015 |
| Excavators | 2015 | 2015Excavators50 | 50 | 0.8328 | 4.91817 | 4.92488 | 0.3747 | 0.3447 | 0.0054 | 569.5116 | 0.17 | 0.015 |
| Excavators | 2015 | 2015Excavators120 | 120 | 0.5071 | 5.01907 | 3.67943 | 0.3735 | 0.3436 | 0.0048 | 505.1727 | 0.1511 | 0.013 |
| Excavators | 2015 | 2015Excavators175 | 175 | 0.3837 | 4.4807 | 3.16762 | 0.2212 | 0.2035 | 0.0049 | 511.6869 | 0.1528 | 0.013 |
| Excavators | 2015 | 2015Excavators250 | 250 | 0.2887 | 4.18222 | 1.33148 | 0.1331 | 0.1224 | 0.0049 | 512.0555 | 0.1529 | 0.013 |
| Excavators | 2015 | 2015Excavators500 | 500 | 0.232 | 3.21395 | 1.31662 | 0.1042 | 0.0959 | 0.0049 | 509.8675 | 0.1522 | 0.013 |
| Excavators | 2015 | 2015Excavators750 | 750 | 0.2421 | 3.47287 | 1.35372 | 0.1129 | 0.1039 | 0.0048 | 506.6816 | 0.1513 | 0.013 |
| Excavators | 2016 | 2016Excavators25 | 25 | 0.8151 | 4.82432 | 4.94198 | 0.3586 | 0.3299 | 0.0054 | 563.8026 | 0.1701 | 0.014 |
| Excavators | 2016 | 2016Excavators50 | 50 | 0.8151 | 4.82432 | 4.94198 | 0.3586 | 0.3299 | 0.0054 | 563.8026 | 0.1701 | 0.014 |
| Excavators | 2016 | 2016Excavators120 | 120 | 0.4756 | 4.70806 | 3.66066 | 0.3441 | 0.3166 | 0.0048 | 500.9659 | 0.1511 | 0.013 |
| Excavators | 2016 | 2016Excavators175 | 175 | 0.3575 | 4.08095 | 3.15771 | 0.2008 | 0.1847 | 0.0049 | 506.495 | 0.1528 | 0.013 |
| Excavators | 2016 | 2016Excavators250 | 250 | 0.2622 | 3.66736 | 1.27749 | 0.1158 | 0.1065 | 0.0049 | 506.544 | 0.1528 | 0.013 |
| Excavators | 2016 | 2016Excavators500 | 500 | 0.2132 | 2.81451 | 1.23344 | 0.0906 | 0.0834 | 0.0049 | 504.2899 | 0.1521 | 0.013 |
| Excavators | 2016 | 2016Excavators750 | 750 | 0.2417 | 3.35762 | 1.34881 | 0.1102 | 0.1014 | 0.0048 | 501.6596 | 0.1513 | 0.013 |
| Excavators | 2017 | 2017Excavators25 | 25 | 0.7709 | 4.67818 | 4.88904 | 0.3319 | 0.3053 | 0.0054 | 554.9101 | 0.17 | 0.014 |
| Excavators | 2017 | 2017Excavators50 | 50 | 0.7709 | 4.67818 | 4.88904 | 0.3319 | 0.3053 | 0.0054 | 554.9101 | 0.17 | 0.014 |
| Excavators | 2017 | 2017Excavators120 | 120 | 0.4359 | 4.37952 | 3.63939 | 0.3103 | 0.2855 | 0.0048 | 493.409 | 0.1512 | 0.013 |
| Excavators | 2017 | 2017Excavators175 | 175 | 0.3336 | 3.69967 | 3.15091 | 0.182 | 0.1675 | 0.0049 | 498.5222 | 0.1527 | 0.013 |
| Excavators | 2017 | 2017Excavators250 | 250 | 0.2467 | 3.31872 | 1.24911 | 0.1051 | 0.0967 | 0.0049 | 498.4364 | 0.1527 | 0.013 |
| Excavators | 2017 | 2017Excavators500 | 500 | 0.1998 | 2.50715 | 1.19852 | 0.0811 | 0.0746 | 0.0049 | 496.8098 | 0.1522 | 0.013 |
| Excavators | 2017 | 2017Excavators750 | 750 | 0.2099 | 2.71934 | 1.22803 | 0.0899 | 0.0827 | 0.0048 | 494.5495 | 0.1515 | 0.013 |
| Excavators | 2018 | 2018Excavators25 | 25 | 0.6874 | 4.39518 | 4.70022 | 0.2841 | 0.2614 | 0.0054 | 545.3468 | 0.1698 | 0.014 |
| Excavators | 2018 | 2018Excavators50 | 50 | 0.6874 | 4.39518 | 4.70022 | 0.2841 | 0.2614 | 0.0054 | 545.3468 | 0.1698 | 0.014 |
| Excavators | 2018 | 2018Excavators120 | 120 | 0.3681 | 3.76366 | 3.56214 | 0.2505 | 0.2304 | 0.0048 | 486.056 | 0.1513 | 0.012 |
| Excavators | 2018 | 2018Excavators175 | 175 | 0.2731 | 2.92361 | 3.09338 | 0.1418 | 0.1304 | 0.0049 | 490.6725 | 0.1528 | 0.013 |
| Excavators | 2018 | 2018Excavators250 | 250 | 0.2019 | 2.59377 | 1.15209 | 0.0788 | 0.0725 | 0.0049 | 490.2569 | 0.1526 | 0.013 |
| Excavators | 2018 | 2018Excavators500 | 500 | 0.1746 | 2.05045 | 1.13951 | 0.0664 | 0.0611 | 0.0049 | 489.1025 | 0.1523 | 0.013 |

| | | | | | | | | | | | | |
|---|---|---|---|---|---|---|---|---|---|---|---|---|
| Excavators | 2018 | 2018Excavators750 | 750 | 0.1889 | 2.26567 | 1.22359 | 0.0759 | 0.0698 | 0.0048 | 487.6528 | 0.1518 | 0.012 |
| Excavators | 2019 | 2019Excavators25 | 25 | 0.6374 | 4.19867 | 4.59698 | 0.2503 | 0.2303 | 0.0054 | 536.9132 | 0.1699 | 0.014 |
| Excavators | 2019 | 2019Excavators50 | 50 | 0.6374 | 4.19867 | 4.59698 | 0.2503 | 0.2303 | 0.0054 | 536.9132 | 0.1699 | 0.014 |
| Excavators | 2019 | 2019Excavators120 | 120 | 0.3248 | 3.36874 | 3.52421 | 0.2107 | 0.1938 | 0.0048 | 478.2452 | 0.1513 | 0.012 |
| Excavators | 2019 | 2019Excavators175 | 175 | 0.2462 | 2.53264 | 3.08163 | 0.1221 | 0.1124 | 0.0049 | 482.6838 | 0.1527 | 0.012 |
| Excavators | 2019 | 2019Excavators250 | 250 | 0.1856 | 2.24187 | 1.12671 | 0.068 | 0.0625 | 0.0049 | 482.2503 | 0.1526 | 0.012 |
| Excavators | 2019 | 2019Excavators500 | 500 | 0.1621 | 1.77985 | 1.1135 | 0.0578 | 0.0532 | 0.0049 | 481.2361 | 0.1523 | 0.012 |
| Excavators | 2019 | 2019Excavators750 | 750 | 0.1762 | 1.98661 | 1.17289 | 0.0671 | 0.0618 | 0.0048 | 479.2876 | 0.1516 | 0.012 |
| Excavators | 2020 | 2020Excavators25 | 25 | 0.5932 | 4.03131 | 4.50032 | 0.2222 | 0.2044 | 0.0054 | 525.3675 | 0.1699 | 0.013 |
| Excavators | 2020 | 2020Excavators50 | 50 | 0.5932 | 4.03131 | 4.50032 | 0.2222 | 0.2044 | 0.0054 | 525.3675 | 0.1699 | 0.013 |
| Excavators | 2020 | 2020Excavators120 | 120 | 0.2992 | 3.08964 | 3.50495 | 0.1848 | 0.17 | 0.0048 | 468.0546 | 0.1514 | 0.012 |
| Excavators | 2020 | 2020Excavators175 | 175 | 0.2314 | 2.27838 | 3.08597 | 0.1104 | 0.1015 | 0.0049 | 472.2891 | 0.1527 | 0.012 |
| Excavators | 2020 | 2020Excavators250 | 250 | 0.1774 | 2.02738 | 1.11778 | 0.0614 | 0.0565 | 0.0049 | 471.8828 | 0.1526 | 0.012 |
| Excavators | 2020 | 2020Excavators500 | 500 | 0.1534 | 1.57199 | 1.1016 | 0.0518 | 0.0476 | 0.0049 | 470.2956 | 0.1521 | 0.012 |
| Excavators | 2020 | 2020Excavators750 | 750 | 0.1697 | 1.79718 | 1.14543 | 0.0612 | 0.0563 | 0.0048 | 468.8706 | 0.1516 | 0.012 |
| Excavators | 2021 | 2021Excavators25 | 25 | 0.5624 | 3.91866 | 4.46094 | 0.2016 | 0.1855 | 0.0054 | 525.3774 | 0.1699 | 0.013 |
| Excavators | 2021 | 2021Excavators50 | 50 | 0.5624 | 3.91866 | 4.46094 | 0.2016 | 0.1855 | 0.0054 | 525.3774 | 0.1699 | 0.013 |
| Excavators | 2021 | 2021Excavators120 | 120 | 0.275 | 2.84891 | 3.49196 | 0.1606 | 0.1478 | 0.0048 | 467.7906 | 0.1513 | 0.012 |
| Excavators | 2021 | 2021Excavators175 | 175 | 0.2164 | 2.03357 | 3.08975 | 0.0986 | 0.0907 | 0.0049 | 472.3586 | 0.1528 | 0.012 |
| Excavators | 2021 | 2021Excavators250 | 250 | 0.1628 | 1.70572 | 1.10324 | 0.0523 | 0.0481 | 0.0049 | 471.7931 | 0.1526 | 0.012 |
| Excavators | 2021 | 2021Excavators500 | 500 | 0.143 | 1.33174 | 1.08777 | 0.0446 | 0.041 | 0.0049 | 469.6156 | 0.1519 | 0.012 |
| Excavators | 2021 | 2021Excavators750 | 750 | 0.1653 | 1.61856 | 1.14978 | 0.0562 | 0.0517 | 0.0049 | 469.547 | 0.1519 | 0.012 |
| Excavators | 2022 | 2022Excavators25 | 25 | 0.4779 | 3.70039 | 4.27341 | 0.1597 | 0.1469 | 0.0054 | 525.4468 | 0.1699 | 0.013 |
| Excavators | 2022 | 2022Excavators50 | 50 | 0.4779 | 3.70039 | 4.27341 | 0.1597 | 0.1469 | 0.0054 | 525.4468 | 0.1699 | 0.013 |
| Excavators | 2022 | 2022Excavators120 | 120 | 0.2517 | 2.60649 | 3.47329 | 0.1375 | 0.1265 | 0.0048 | 467.6256 | 0.1512 | 0.012 |
| Excavators | 2022 | 2022Excavators175 | 175 | 0.1912 | 1.6781 | 3.074 | 0.0811 | 0.0746 | 0.0049 | 472.1917 | 0.1527 | 0.012 |
| Excavators | 2022 | 2022Excavators250 | 250 | 0.1484 | 1.38616 | 1.09157 | 0.0435 | 0.04 | 0.0049 | 472.0412 | 0.1527 | 0.012 |
| Excavators | 2022 | 2022Excavators500 | 500 | 0.1279 | 1.03988 | 1.06126 | 0.0349 | 0.0321 | 0.0049 | 469.7105 | 0.1519 | 0.012 |
| Excavators | 2022 | 2022Excavators750 | 750 | 0.1499 | 1.2865 | 1.144 | 0.0472 | 0.0434 | 0.0048 | 469.2892 | 0.1518 | 0.012 |
| Excavators | 2023 | 2023Excavators25 | 25 | 0.4502 | 3.59356 | 4.23393 | 0.1394 | 0.1283 | 0.0054 | 525.4286 | 0.1699 | 0.013 |
| Excavators | 2023 | 2023Excavators50 | 50 | 0.4502 | 3.59356 | 4.23393 | 0.1394 | 0.1283 | 0.0054 | 525.4286 | 0.1699 | 0.013 |
| Excavators | 2023 | 2023Excavators120 | 120 | 0.2301 | 2.38066 | 3.45367 | 0.1162 | 0.1069 | 0.0048 | 467.1573 | 0.1511 | 0.012 |
| Excavators | 2023 | 2023Excavators175 | 175 | 0.1782 | 1.46245 | 3.07648 | 0.0716 | 0.0659 | 0.0049 | 472.277 | 0.1527 | 0.012 |
| Excavators | 2023 | 2023Excavators250 | 250 | 0.142 | 1.20943 | 1.08965 | 0.0387 | 0.0356 | 0.0049 | 472.2131 | 0.1527 | 0.012 |
| Excavators | 2023 | 2023Excavators500 | 500 | 0.122 | 0.89311 | 1.05093 | 0.0302 | 0.0278 | 0.0049 | 469.8892 | 0.152 | 0.012 |
| Excavators | 2023 | 2023Excavators750 | 750 | 0.1439 | 1.15865 | 1.13199 | 0.0432 | 0.0398 | 0.0048 | 468.6826 | 0.1516 | 0.012 |
| Excavators | 2024 | 2024Excavators25 | 25 | 0.4165 | 3.50816 | 4.20529 | 0.1195 | 0.11 | 0.0054 | 525.979 | 0.1701 | 0.013 |
| Excavators | 2024 | 2024Excavators50 | 50 | 0.4165 | 3.50816 | 4.20529 | 0.1195 | 0.11 | 0.0054 | 525.979 | 0.1701 | 0.013 |
| Excavators | 2024 | 2024Excavators120 | 120 | 0.2172 | 2.24781 | 3.45322 | 0.1023 | 0.0942 | 0.0048 | 467.3843 | 0.1512 | 0.012 |
| Excavators | 2024 | 2024Excavators175 | 175 | 0.1702 | 1.32479 | 3.08336 | 0.0653 | 0.06 | 0.0049 | 472.4279 | 0.1528 | 0.012 |
| Excavators | 2024 | 2024Excavators250 | 250 | 0.1389 | 1.10808 | 1.0899 | 0.0358 | 0.0329 | 0.0049 | 472.4415 | 0.1528 | 0.012 |
| Excavators | 2024 | 2024Excavators500 | 500 | 0.1211 | 0.83129 | 1.05369 | 0.0287 | 0.0264 | 0.0049 | 469.7108 | 0.1519 | 0.012 |
| Excavators | 2024 | 2024Excavators750 | 750 | 0.142 | 1.10467 | 1.13421 | 0.0405 | 0.0374 | 0.0048 | 468.652 | 0.1516 | 0.012 |
| Excavators | 2025 | 2025Excavators25 | 25 | 0.4033 | 3.45298 | 4.21941 | 0.1074 | 0.0988 | 0.0054 | 525.7772 | 0.17 | 0.013 |
| Excavators | 2025 | 2025Excavators50 | 50 | 0.4033 | 3.45298 | 4.21941 | 0.1074 | 0.0988 | 0.0054 | 525.7772 | 0.17 | 0.013 |
| Excavators | 2025 | 2025Excavators120 | 120 | 0.2005 | 2.08246 | 3.43876 | 0.0853 | 0.0784 | 0.0048 | 466.7376 | 0.151 | 0.012 |
| Excavators | 2025 | 2025Excavators175 | 175 | 0.1578 | 1.15367 | 3.078 | 0.0566 | 0.052 | 0.0049 | 472.4964 | 0.1528 | 0.012 |
| Excavators | 2025 | 2025Excavators250 | 250 | 0.1307 | 0.96211 | 1.08136 | 0.0316 | 0.0291 | 0.0049 | 472.5599 | 0.1528 | 0.012 |
| Excavators | 2025 | 2025Excavators500 | 500 | 0.1152 | 0.72641 | 1.05072 | 0.0257 | 0.0236 | 0.0049 | 470.2915 | 0.1521 | 0.012 |
| Excavators | 2025 | 2025Excavators750 | 750 | 0.1389 | 1.02571 | 1.13484 | 0.038 | 0.0349 | 0.0048 | 468.5582 | 0.1515 | 0.012 |
| Excavators | 2030 | 2030Excavators25 | 25 | 0.685 | 4.332 | 2.339 | 0.161 | 0.161 | 0.007 | 568.299 | 0.061 | 0.015 |
| Excavators | 2030 | 2030Excavators50 | 50 | 0.602 | 3.393 | 5.309 | 0.038 | 0.038 | 0.007 | 568.299 | 0.054 | 0.015 |
| Excavators | 2030 | 2030Excavators120 | 120 | 0.301 | 1.676 | 3.806 | 0.034 | 0.034 | 0.006 | 568.299 | 0.027 | 0.015 |
| Excavators | 2030 | 2030Excavators175 | 175 | 0.213 | 0.525 | 3.362 | 0.023 | 0.023 | 0.006 | 568.299 | 0.019 | 0.015 |
| Excavators | 2030 | 2030Excavators250 | 250 | 0.203 | 0.452 | 1.145 | 0.016 | 0.016 | 0.006 | 568.299 | 0.018 | 0.015 |
| Excavators | 2030 | 2030Excavators500 | 500 | 0.202 | 0.433 | 1.088 | 0.016 | 0.016 | 0.005 | 568.299 | 0.018 | 0.015 |
| Excavators | 2030 | 2030Excavators750 | 750 | 0.202 | 0.437 | 1.088 | 0.016 | 0.016 | 0.005 | 568.299 | 0.018 | 0.015 |
| Excavators | 2035 | 2035Excavators25 | 25 | 0.685 | 4.332 | 2.339 | 0.161 | 0.161 | 0.007 | 568.299 | 0.061 | 0.015 |
| Excavators | 2035 | 2035Excavators50 | 50 | 0.572 | 3.323 | 5.287 | 0.024 | 0.024 | 0.007 | 568.299 | 0.051 | 0.015 |
| Excavators | 2035 | 2035Excavators120 | 120 | 0.284 | 1.551 | 3.802 | 0.021 | 0.021 | 0.006 | 568.299 | 0.025 | 0.015 |
| Excavators | 2035 | 2035Excavators175 | 175 | 0.197 | 0.365 | 3.363 | 0.015 | 0.015 | 0.006 | 568.299 | 0.017 | 0.015 |
| Excavators | 2035 | 2035Excavators250 | 250 | 0.195 | 0.342 | 1.145 | 0.013 | 0.013 | 0.006 | 568.3 | 0.017 | 0.015 |
| Excavators | 2035 | 2035Excavators500 | 500 | 0.195 | 0.337 | 1.089 | 0.013 | 0.013 | 0.005 | 568.299 | 0.017 | 0.015 |
| Excavators | 2035 | 2035Excavators750 | 750 | 0.195 | 0.338 | 1.088 | 0.013 | 0.013 | 0.005 | 568.299 | 0.017 | 0.015 |
| Excavators | 2040 | 2040Excavators25 | 25 | 0.685 | 4.332 | 2.339 | 0.161 | 0.161 | 0.007 | 568.3 | 0.061 | 0.015 |
| Excavators | 2040 | 2040Excavators50 | 50 | 0.567 | 3.29 | 5.283 | 0.019 | 0.019 | 0.007 | 568.299 | 0.051 | 0.015 |
| Excavators | 2040 | 2040Excavators120 | 120 | 0.279 | 1.507 | 3.802 | 0.017 | 0.017 | 0.006 | 568.299 | 0.025 | 0.015 |
| Excavators | 2040 | 2040Excavators175 | 175 | 0.193 | 0.311 | 3.363 | 0.013 | 0.013 | 0.006 | 568.299 | 0.017 | 0.015 |
| Excavators | 2040 | 2040Excavators250 | 250 | 0.192 | 0.3 | 1.145 | 0.011 | 0.011 | 0.006 | 568.299 | 0.017 | 0.015 |
| Excavators | 2040 | 2040Excavators500 | 500 | 0.192 | 0.3 | 1.089 | 0.011 | 0.011 | 0.005 | 568.299 | 0.017 | 0.015 |
| Excavators | 2040 | 2040Excavators750 | 750 | 0.192 | 0.3 | 1.089 | 0.011 | 0.011 | 0.005 | 568.299 | 0.017 | 0.015 |
| Forklifts | 1990 | 1990Forklifts50 | 50 | 4.826 | 7.952 | 9.773 | 1.266 | 1.266 | 0.692 | 568.299 | 0.435 | 0.015 |
| Forklifts | 1990 | 1990Forklifts120 | 120 | 2.326 | 14.699 | 5.638 | 1.32 | 1.32 | 0.628 | 568.3 | 0.209 | 0.015 |
| Forklifts | 1990 | 1990Forklifts175 | 175 | 1.537 | 12.932 | 4.938 | 0.849 | 0.849 | 0.602 | 568.299 | 0.138 | 0.015 |
| Forklifts | 1990 | 1990Forklifts250 | 250 | 1.537 | 12.932 | 4.938 | 0.849 | 0.849 | 0.602 | 568.299 | 0.138 | 0.015 |
| Forklifts | 1990 | 1990Forklifts500 | 500 | 1.365 | 12.267 | 10.853 | 0.73 | 0.73 | 0.525 | 568.299 | 0.123 | 0.015 |
| Forklifts | 2000 | 2000Forklifts50 | 50 | 4.461 | 7.035 | 9.216 | 0.934 | 0.934 | 0.065 | 568.3 | 0.402 | 0.015 |
| Forklifts | 2000 | 2000Forklifts120 | 120 | 1.75 | 9.75 | 4.459 | 0.882 | 0.882 | 0.059 | 568.299 | 0.157 | 0.015 |
| Forklifts | 2000 | 2000Forklifts175 | 175 | 1.188 | 9.001 | 3.519 | 0.502 | 0.502 | 0.057 | 568.299 | 0.107 | 0.015 |
| Forklifts | 2000 | 2000Forklifts250 | 250 | 0.926 | 8.546 | 2.534 | 0.372 | 0.372 | 0.057 | 568.299 | 0.083 | 0.015 |
| Forklifts | 2000 | 2000Forklifts500 | 500 | 0.848 | 8.126 | 3.255 | 0.333 | 0.333 | 0.049 | 568.299 | 0.076 | 0.015 |
| Forklifts | 2005 | 2005Forklifts50 | 50 | 4.108 | 6.62 | 8.778 | 0.891 | 0.891 | 0.065 | 568.299 | 0.37 | 0.015 |
| Forklifts | 2005 | 2005Forklifts120 | 120 | 1.612 | 8.602 | 4.35 | 0.876 | 0.876 | 0.059 | 568.299 | 0.145 | 0.015 |
| Forklifts | 2005 | 2005Forklifts175 | 175 | 1.061 | 7.94 | 3.418 | 0.475 | 0.475 | 0.057 | 568.299 | 0.095 | 0.015 |
| Forklifts | 2005 | 2005Forklifts250 | 250 | 0.666 | 7.367 | 1.693 | 0.253 | 0.253 | 0.057 | 568.299 | 0.06 | 0.015 |
| Forklifts | 2005 | 2005Forklifts500 | 500 | 0.591 | 6.611 | 1.803 | 0.23 | 0.23 | 0.049 | 568.299 | 0.053 | 0.015 |
| Forklifts | 2010 | 2010Forklifts50 | 50 | 2.3915 | 6.31187 | 7.62516 | 0.7289 | 0.6706 | 0.0054 | 583.8704 | 0.17 | 0.015 |
| Forklifts | 2010 | 2010Forklifts120 | 120 | 0.8785 | 7.63494 | 4.10764 | 0.6245 | 0.5746 | 0.0049 | 523.9205 | 0.1525 | 0.013 |
| Forklifts | 2010 | 2010Forklifts175 | 175 | 0.6426 | 7.24303 | 3.54812 | 0.3885 | 0.3574 | 0.0049 | 524.5625 | 0.1527 | 0.013 |
| Forklifts | 2010 | 2010Forklifts250 | 250 | 0.7165 | 8.49545 | 2.88991 | 0.3977 | 0.3658 | 0.0049 | 525.9172 | 0.1531 | 0.013 |
| Forklifts | 2010 | 2010Forklifts500 | 500 | 0.6845 | 8.13812 | 5.79345 | 0.3811 | 0.3506 | 0.0049 | 526.239 | 0.1532 | 0.013 |
| Forklifts | 2011 | 2011Forklifts50 | 50 | 2.329 | 6.26642 | 7.5619 | 0.7146 | 0.6574 | 0.0054 | 582.4107 | 0.17 | 0.015 |
| Forklifts | 2011 | 2011Forklifts120 | 120 | 0.8601 | 7.45983 | 4.10232 | 0.6169 | 0.5675 | 0.0049 | 522.6107 | 0.1525 | 0.013 |
| Forklifts | 2011 | 2011Forklifts175 | 175 | 0.6381 | 7.14122 | 3.55732 | 0.3854 | 0.3545 | 0.0049 | 523.2511 | 0.1527 | 0.013 |
| Forklifts | 2011 | 2011Forklifts250 | 250 | 0.6886 | 8.17495 | 2.77115 | 0.3809 | 0.3505 | 0.0049 | 524.6024 | 0.1531 | 0.013 |
| Forklifts | 2011 | 2011Forklifts500 | 500 | 0.6614 | 7.84 | 5.42187 | 0.3577 | 0.3383 | 0.0049 | 524.9234 | 0.1532 | 0.013 |
| Forklifts | 2012 | 2012Forklifts50 | 50 | 2.3536 | 6.27736 | 7.68036 | 0.7204 | 0.6628 | 0.0054 | 580.951 | 0.17 | 0.015 |
| Forklifts | 2012 | 2012Forklifts120 | 120 | 0.8626 | 7.43066 | 4.13104 | 0.6201 | 0.5705 | 0.0049 | 521.3009 | 0.1525 | 0.013 |
| Forklifts | 2012 | 2012Forklifts175 | 175 | 0.6427 | 7.11981 | 3.58413 | 0.3873 | 0.3563 | 0.0049 | 521.9397 | 0.1527 | 0.013 |
| Forklifts | 2012 | 2012Forklifts250 | 250 | 0.6926 | 8.14199 | 2.77846 | 0.3808 | 0.3504 | 0.0049 | 523.2876 | 0.1531 | 0.013 |
| Forklifts | 2012 | 2012Forklifts500 | 500 | 0.6681 | 7.85628 | 5.42806 | 0.3693 | 0.3398 | 0.0049 | 523.6078 | 0.1532 | 0.013 |
| Forklifts | 2013 | 2013Forklifts50 | 50 | 2.2318 | 6.14743 | 7.4937 | 0.6887 | 0.6336 | 0.0054 | 578.0317 | 0.17 | 0.015 |
| Forklifts | 2013 | 2013Forklifts120 | 120 | 0.8376 | 7.21545 | 4.11855 | 0.6033 | 0.555 | 0.0049 | 518.6813 | 0.1525 | 0.013 |
| Forklifts | 2013 | 2013Forklifts175 | 175 | 0.625 | 6.90229 | 3.57971 | 0.3747 | 0.3447 | 0.0049 | 519.3169 | 0.1527 | 0.013 |
| Forklifts | 2013 | 2013Forklifts250 | 250 | 0.6609 | 7.77338 | 2.67477 | 0.3604 | 0.3316 | 0.0049 | 520.658 | 0.1531 | 0.013 |
| Forklifts | 2013 | 2013Forklifts500 | 500 | 0.577 | 6.91072 | 4.6871 | 0.3139 | 0.2888 | 0.0049 | 520.9766 | 0.1532 | 0.013 |
| Forklifts | 2014 | 2014Forklifts50 | 50 | 2.1135 | 6.00609 | 7.32058 | 0.6563 | 0.6038 | 0.0054 | 575.1123 | 0.17 | 0.015 |
| Forklifts | 2014 | 2014Forklifts120 | 120 | 0.7945 | 6.84833 | 4.07936 | 0.5737 | 0.5278 | 0.0049 | 516.0617 | 0.1525 | 0.013 |
| Forklifts | 2014 | 2014Forklifts175 | 175 | 0.5782 | 6.35205 | 3.52073 | 0.3451 | 0.3175 | 0.0049 | 516.694 | 0.1527 | 0.013 |
| Forklifts | 2014 | 2014Forklifts250 | 250 | 0.6146 | 7.27612 | 2.50114 | 0.3301 | 0.3037 | 0.0049 | 518.0284 | 0.1531 | 0.013 |
| Forklifts | 2014 | 2014Forklifts500 | 500 | 0.5413 | 6.35258 | 4.25186 | 0.2891 | 0.266 | 0.0049 | 518.3454 | 0.1532 | 0.013 |
| Forklifts | 2015 | 2015Forklifts50 | 50 | 2.0729 | 5.93143 | 7.29982 | 0.6428 | 0.5914 | 0.0054 | 569.2736 | 0.17 | 0.015 |
| Forklifts | 2015 | 2015Forklifts120 | 120 | 0.7684 | 6.60091 | 4.06346 | 0.5545 | 0.5101 | 0.0049 | 510.8225 | 0.1525 | 0.013 |
| Forklifts | 2015 | 2015Forklifts175 | 175 | 0.5656 | 6.13482 | 3.51969 | 0.3348 | 0.308 | 0.0049 | 511.4484 | 0.1527 | 0.013 |
| Forklifts | 2015 | 2015Forklifts250 | 250 | 0.5647 | 6.69668 | 2.32501 | 0.2978 | 0.274 | 0.0049 | 512.7693 | 0.1531 | 0.013 |
| Forklifts | 2015 | 2015Forklifts500 | 500 | 0.4536 | 5.33227 | 3.29951 | 0.2368 | 0.2178 | 0.0049 | 513.083 | 0.1532 | 0.013 |
| Forklifts | 2016 | 2016Forklifts50 | 50 | 1.8636 | 5.66211 | 6.93473 | 0.5832 | 0.5365 | 0.0054 | 563.4349 | 0.17 | 0.014 |
| Forklifts | 2016 | 2016Forklifts120 | 120 | 0.7229 | 6.22192 | 4.02311 | 0.5203 | 0.4786 | 0.0049 | 505.5833 | 0.1525 | 0.013 |
| Forklifts | 2016 | 2016Forklifts175 | 175 | 0.5299 | 5.67466 | 3.47253 | 0.3101 | 0.2853 | 0.0049 | 506.2028 | 0.1527 | 0.013 |
| Forklifts | 2016 | 2016Forklifts250 | 250 | 0.5394 | 6.3530 | 2.2263 | 0.2799 | 0.2575 | 0.0049 | 507.5101 | 0.1531 | 0.0130 |
| Forklifts | 2016 | 2016Forklifts500 | 500 | 0.3516 | 4.04212 | 2.57209 | 0.1737 | 0.1598 | 0.0049 | 507.8206 | 0.1532 | 0.013 |
| Forklifts | 2017 | 2017Forklifts50 | 50 | 1.7031 | 5.45035 | 6.67251 | 0.5355 | 0.4927 | 0.0054 | 554.6769 | 0.17 | 0.014 |
| Forklifts | 2017 | 2017Forklifts120 | 120 | 0.6719 | 5.81772 | 3.97881 | 0.48 | 0.4416 | 0.0049 | 497.7245 | 0.1525 | 0.013 |

| | | | | | | | | | | | | |
|---|---|---|---|---|---|---|---|---|---|---|---|---|
| Forklifts | 2017 | 2017Forklifts175 | 175 | 0.508 | 5.36215 | 3.45188 | 0.2937 | 0.2702 | 0.0049 | 498.3344 | 0.1527 | 0.013 |
| Forklifts | 2017 | 2017Forklifts250 | 250 | 0.4957 | 5.75116 | 2.0923 | 0.2518 | 0.2316 | 0.0049 | 499.6213 | 0.1531 | 0.013 |
| Forklifts | 2017 | 2017Forklifts500 | 500 | 0.3377 | 3.7797 | 2.50803 | 0.1613 | 0.1484 | 0.0049 | 499.927 | 0.1532 | 0.013 |
| Forklifts | 2018 | 2018Forklifts50 | 50 | 1.3934 | 5.05181 | 6.10276 | 0.4466 | 0.4109 | 0.0054 | 545.9188 | 0.17 | 0.014 |
| Forklifts | 2018 | 2018Forklifts120 | 120 | 0.5674 | 5.0153 | 3.85819 | 0.4002 | 0.3682 | 0.0049 | 489.8657 | 0.1525 | 0.013 |
| Forklifts | 2018 | 2018Forklifts175 | 175 | 0.4272 | 4.42984 | 3.33646 | 0.2412 | 0.2219 | 0.0049 | 490.4659 | 0.1527 | 0.013 |
| Forklifts | 2018 | 2018Forklifts250 | 250 | 0.4252 | 4.93757 | 1.83475 | 0.2072 | 0.1906 | 0.0049 | 491.7326 | 0.1531 | 0.013 |
| Forklifts | 2018 | 2018Forklifts500 | 500 | 0.282 | 3.01864 | 1.87814 | 0.1245 | 0.1146 | 0.0049 | 492.0335 | 0.1532 | 0.013 |
| Forklifts | 2019 | 2019Forklifts50 | 50 | 1.2437 | 4.86389 | 5.88034 | 0.4009 | 0.3688 | 0.0054 | 537.1608 | 0.17 | 0.014 |
| Forklifts | 2019 | 2019Forklifts120 | 120 | 0.5095 | 4.54965 | 3.80395 | 0.3525 | 0.3243 | 0.0049 | 482.0069 | 0.1525 | 0.012 |
| Forklifts | 2019 | 2019Forklifts175 | 175 | 0.3823 | 3.86458 | 3.28831 | 0.2102 | 0.1934 | 0.0049 | 482.5975 | 0.1527 | 0.012 |
| Forklifts | 2019 | 2019Forklifts250 | 250 | 0.3743 | 4.2498 | 1.6773 | 0.1753 | 0.1613 | 0.0049 | 483.8438 | 0.1531 | 0.012 |
| Forklifts | 2019 | 2019Forklifts500 | 500 | 0.2675 | 2.75148 | 1.814 | 0.112 | 0.103 | 0.0049 | 484.1399 | 0.1532 | 0.012 |
| Forklifts | 2020 | 2020Forklifts50 | 50 | 1.1238 | 4.68572 | 5.70563 | 0.3601 | 0.3313 | 0.0054 | 525.4833 | 0.17 | 0.013 |
| Forklifts | 2020 | 2020Forklifts120 | 120 | 0.4587 | 4.13299 | 3.75954 | 0.3079 | 0.2833 | 0.0049 | 471.5285 | 0.1525 | 0.012 |
| Forklifts | 2020 | 2020Forklifts175 | 175 | 0.3381 | 3.3196 | 3.24885 | 0.1797 | 0.1653 | 0.0049 | 472.1062 | 0.1527 | 0.012 |
| Forklifts | 2020 | 2020Forklifts250 | 250 | 0.2928 | 3.24149 | 1.44178 | 0.1259 | 0.1158 | 0.0049 | 473.3255 | 0.1531 | 0.012 |
| Forklifts | 2020 | 2020Forklifts500 | 500 | 0.2513 | 2.43991 | 1.47807 | 0.0967 | 0.0889 | 0.0049 | 473.6151 | 0.1532 | 0.012 |
| Forklifts | 2021 | 2021Forklifts50 | 50 | 1.0021 | 4.5202 | 5.53477 | 0.3178 | 0.2924 | 0.0054 | 525.4833 | 0.17 | 0.013 |
| Forklifts | 2021 | 2021Forklifts120 | 120 | 0.412 | 3.75592 | 3.72 | 0.2666 | 0.2453 | 0.0049 | 471.5285 | 0.1525 | 0.012 |
| Forklifts | 2021 | 2021Forklifts175 | 175 | 0.3083 | 2.9207 | 3.23128 | 0.1577 | 0.1451 | 0.0049 | 472.1062 | 0.1527 | 0.012 |
| Forklifts | 2021 | 2021Forklifts250 | 250 | 0.2489 | 2.58195 | 1.33672 | 0.0992 | 0.0912 | 0.0049 | 473.3255 | 0.1531 | 0.012 |
| Forklifts | 2021 | 2021Forklifts500 | 500 | 0.2536 | 2.30266 | 1.48481 | 0.0938 | 0.0863 | 0.0049 | 473.6151 | 0.1532 | 0.012 |
| Forklifts | 2022 | 2022Forklifts50 | 50 | 0.8593 | 4.31214 | 5.30418 | 0.2698 | 0.2482 | 0.0054 | 525.4833 | 0.17 | 0.013 |
| Forklifts | 2022 | 2022Forklifts120 | 120 | 0.3618 | 3.36021 | 3.67507 | 0.2226 | 0.2048 | 0.0049 | 471.5285 | 0.1525 | 0.012 |
| Forklifts | 2022 | 2022Forklifts175 | 175 | 0.2725 | 2.47982 | 3.19749 | 0.1324 | 0.1218 | 0.0049 | 472.1062 | 0.1527 | 0.012 |
| Forklifts | 2022 | 2022Forklifts250 | 250 | 0.236 | 2.31941 | 1.3171 | 0.0898 | 0.0825 | 0.0049 | 473.3255 | 0.1531 | 0.012 |
| Forklifts | 2022 | 2022Forklifts500 | 500 | 0.2318 | 1.99119 | 1.21922 | 0.0768 | 0.0707 | 0.0049 | 473.6151 | 0.1532 | 0.012 |
| Forklifts | 2023 | 2023Forklifts50 | 50 | 0.7661 | 4.15219 | 5.16597 | 0.2318 | 0.2132 | 0.0054 | 525.4833 | 0.17 | 0.013 |
| Forklifts | 2023 | 2023Forklifts120 | 120 | 0.3265 | 3.0569 | 3.64655 | 0.1889 | 0.1738 | 0.0049 | 471.5285 | 0.1525 | 0.012 |
| Forklifts | 2023 | 2023Forklifts175 | 175 | 0.2436 | 2.11214 | 3.1799 | 0.1105 | 0.1017 | 0.0049 | 472.1062 | 0.1527 | 0.012 |
| Forklifts | 2023 | 2023Forklifts250 | 250 | 0.2037 | 1.80718 | 1.23515 | 0.0687 | 0.0632 | 0.0049 | 473.3255 | 0.1531 | 0.012 |
| Forklifts | 2023 | 2023Forklifts500 | 500 | 0.22 | 1.78772 | 1.21596 | 0.0687 | 0.0632 | 0.0049 | 473.6151 | 0.1532 | 0.012 |
| Forklifts | 2024 | 2024Forklifts50 | 50 | 0.6923 | 4.03948 | 5.0885 | 0.203 | 0.1867 | 0.0054 | 525.4833 | 0.17 | 0.013 |
| Forklifts | 2024 | 2024Forklifts120 | 120 | 0.3 | 2.81432 | 3.62907 | 0.1625 | 0.1495 | 0.0049 | 471.5285 | 0.1525 | 0.012 |
| Forklifts | 2024 | 2024Forklifts175 | 175 | 0.2241 | 1.86129 | 3.17389 | 0.0955 | 0.0879 | 0.0049 | 472.1062 | 0.1527 | 0.012 |
| Forklifts | 2024 | 2024Forklifts250 | 250 | 0.1955 | 1.6253 | 1.21846 | 0.0614 | 0.0565 | 0.0049 | 473.3255 | 0.1531 | 0.012 |
| Forklifts | 2024 | 2024Forklifts500 | 500 | 0.2175 | 1.72336 | 1.21901 | 0.0653 | 0.06 | 0.0049 | 473.6151 | 0.1532 | 0.012 |
| Forklifts | 2025 | 2025Forklifts50 | 50 | 0.6362 | 3.93206 | 5.02929 | 0.1783 | 0.1641 | 0.0054 | 525.4833 | 0.17 | 0.013 |
| Forklifts | 2025 | 2025Forklifts120 | 120 | 0.2768 | 2.60732 | 3.61138 | 0.1396 | 0.1284 | 0.0049 | 471.5285 | 0.1525 | 0.012 |
| Forklifts | 2025 | 2025Forklifts175 | 175 | 0.2087 | 1.653 | 3.17013 | 0.0843 | 0.0776 | 0.0049 | 472.1062 | 0.1527 | 0.012 |
| Forklifts | 2025 | 2025Forklifts250 | 250 | 0.1905 | 1.46623 | 1.2143 | 0.0562 | 0.0517 | 0.0049 | 473.3255 | 0.1531 | 0.012 |
| Forklifts | 2025 | 2025Forklifts500 | 500 | 0.2148 | 1.65848 | 1.22207 | 0.0617 | 0.0568 | 0.0049 | 473.6151 | 0.1532 | 0.012 |
| Forklifts | 2030 | 2030Forklifts50 | 50 | 0.565 | 3.33 | 5.272 | 0.023 | 0.023 | 0.007 | 568.299 | 0.051 | 0.015 |
| Forklifts | 2030 | 2030Forklifts120 | 120 | 0.283 | 1.555 | 3.799 | 0.021 | 0.021 | 0.006 | 568.299 | 0.025 | 0.015 |
| Forklifts | 2030 | 2030Forklifts175 | 175 | 0.199 | 0.391 | 3.36 | 0.015 | 0.015 | 0.006 | 568.299 | 0.018 | 0.015 |
| Forklifts | 2030 | 2030Forklifts250 | 250 | 0.195 | 0.341 | 1.144 | 0.012 | 0.012 | 0.006 | 568.299 | 0.017 | 0.015 |
| Forklifts | 2030 | 2030Forklifts500 | 500 | 0.195 | 0.341 | 1.088 | 0.012 | 0.012 | 0.005 | 568.299 | 0.017 | 0.015 |
| Forklifts | 2035 | 2035Forklifts50 | 50 | 0.558 | 3.268 | 5.234 | 0.017 | 0.017 | 0.007 | 568.299 | 0.05 | 0.015 |
| Forklifts | 2035 | 2035Forklifts120 | 120 | 0.275 | 1.495 | 3.787 | 0.016 | 0.016 | 0.006 | 568.299 | 0.024 | 0.015 |
| Forklifts | 2035 | 2035Forklifts175 | 175 | 0.189 | 0.299 | 3.35 | 0.012 | 0.012 | 0.006 | 568.3 | 0.017 | 0.015 |
| Forklifts | 2035 | 2035Forklifts250 | 250 | 0.188 | 0.29 | 1.141 | 0.011 | 0.011 | 0.006 | 568.3 | 0.017 | 0.015 |
| Forklifts | 2035 | 2035Forklifts500 | 500 | 0.188 | 0.29 | 1.085 | 0.011 | 0.011 | 0.005 | 568.299 | 0.017 | 0.015 |
| Forklifts | 2040 | 2040Forklifts50 | 50 | 0.562 | 3.272 | 5.256 | 0.017 | 0.017 | 0.007 | 568.299 | 0.05 | 0.015 |
| Forklifts | 2040 | 2040Forklifts120 | 120 | 0.276 | 1.491 | 3.796 | 0.016 | 0.016 | 0.006 | 568.299 | 0.024 | 0.015 |
| Forklifts | 2040 | 2040Forklifts175 | 175 | 0.189 | 0.288 | 3.356 | 0.012 | 0.012 | 0.006 | 568.299 | 0.017 | 0.015 |
| Forklifts | 2040 | 2040Forklifts250 | 250 | 0.189 | 0.288 | 1.143 | 0.011 | 0.011 | 0.006 | 568.299 | 0.017 | 0.015 |
| Forklifts | 2040 | 2040Forklifts500 | 500 | 0.189 | 0.288 | 1.087 | 0.011 | 0.011 | 0.005 | 568.299 | 0.017 | 0.015 |
| Generator Sets | 1990 | 1990Generator Sets15 | 15 | 1.804 | 10 | 4.999 | 0.974 | 0.974 | 1.018 | 568.299 | 0.162 | 0.015 |
| Generator Sets | 1990 | 1990Generator Sets25 | 25 | 2.213 | 6.919 | 4.999 | 0.74 | 0.74 | 0.83 | 568.299 | 0.199 | 0.015 |
| Generator Sets | 1990 | 1990Generator Sets50 | 50 | 3.13 | 7.325 | 6.681 | 0.928 | 0.928 | 0.846 | 568.299 | 0.282 | 0.015 |
| Generator Sets | 1990 | 1990Generator Sets120 | 120 | 1.891 | 13.19 | 4.97 | 0.985 | 0.985 | 0.768 | 568.299 | 0.17 | 0.015 |
| Generator Sets | 1990 | 1990Generator Sets175 | 175 | 1.292 | 11.864 | 4.395 | 0.653 | 0.653 | 0.736 | 568.3 | 0.116 | 0.015 |
| Generator Sets | 1990 | 1990Generator Sets250 | 250 | 1.292 | 11.864 | 4.395 | 0.653 | 0.653 | 0.736 | 568.299 | 0.116 | 0.015 |
| Generator Sets | 1990 | 1990Generator Sets500 | 500 | 1.196 | 11.613 | 6.53 | 0.596 | 0.596 | 0.642 | 568.299 | 0.107 | 0.015 |
| Generator Sets | 1990 | 1990Generator Sets750 | 750 | 1.196 | 11.612 | 6.53 | 0.596 | 0.596 | 0.658 | 568.299 | 0.107 | 0.015 |
| Generator Sets | 1990 | 1990Generator Sets9999 | 9999 | 1.195 | 11.612 | 6.53 | 0.594 | 0.594 | 0.658 | 568.299 | 0.107 | 0.015 |
| Generator Sets | 2000 | 2000Generator Sets15 | 15 | 1.518 | 8.846 | 4.875 | 0.613 | 0.613 | 0.079 | 568.299 | 0.137 | 0.015 |
| Generator Sets | 2000 | 2000Generator Sets25 | 25 | 1.667 | 6.405 | 4.783 | 0.51 | 0.51 | 0.065 | 568.299 | 0.15 | 0.015 |
| Generator Sets | 2000 | 2000Generator Sets50 | 50 | 2.96 | 6.55 | 6.415 | 0.692 | 0.692 | 0.066 | 568.299 | 0.267 | 0.015 |
| Generator Sets | 2000 | 2000Generator Sets120 | 120 | 1.535 | 9.468 | 4.358 | 0.686 | 0.686 | 0.06 | 568.299 | 0.138 | 0.015 |
| Generator Sets | 2000 | 2000Generator Sets175 | 175 | 1.029 | 8.612 | 3.381 | 0.404 | 0.404 | 0.057 | 568.299 | 0.092 | 0.015 |
| Generator Sets | 2000 | 2000Generator Sets250 | 250 | 0.849 | 8.277 | 2.656 | 0.325 | 0.325 | 0.057 | 568.299 | 0.076 | 0.015 |
| Generator Sets | 2000 | 2000Generator Sets500 | 500 | 0.802 | 8.102 | 3.7 | 0.301 | 0.301 | 0.05 | 568.299 | 0.072 | 0.015 |
| Generator Sets | 2000 | 2000Generator Sets750 | 750 | 0.802 | 8.102 | 3.7 | 0.301 | 0.301 | 0.051 | 568.3 | 0.072 | 0.015 |
| Generator Sets | 2000 | 2000Generator Sets9999 | 9999 | 0.921 | 8.686 | 4.274 | 0.344 | 0.344 | 0.051 | 568.299 | 0.083 | 0.015 |
| Generator Sets | 2005 | 2005Generator Sets15 | 15 | 1.212 | 7.615 | 4.38 | 0.505 | 0.505 | 0.079 | 568.299 | 0.109 | 0.015 |
| Generator Sets | 2005 | 2005Generator Sets25 | 25 | 1.253 | 6.014 | 3.922 | 0.432 | 0.432 | 0.065 | 568.299 | 0.113 | 0.015 |
| Generator Sets | 2005 | 2005Generator Sets50 | 50 | 2.608 | 6.099 | 5.919 | 0.64 | 0.64 | 0.066 | 568.3 | 0.235 | 0.015 |
| Generator Sets | 2005 | 2005Generator Sets120 | 120 | 1.313 | 7.987 | 3.853 | 0.634 | 0.634 | 0.06 | 568.299 | 0.118 | 0.015 |
| Generator Sets | 2005 | 2005Generator Sets175 | 175 | 0.854 | 7.306 | 3.067 | 0.35 | 0.35 | 0.057 | 568.299 | 0.077 | 0.015 |
| Generator Sets | 2005 | 2005Generator Sets250 | 250 | 0.604 | 6.892 | 1.801 | 0.229 | 0.229 | 0.057 | 568.299 | 0.054 | 0.015 |
| Generator Sets | 2005 | 2005Generator Sets500 | 500 | 0.545 | 6.465 | 2.206 | 0.211 | 0.211 | 0.05 | 568.299 | 0.049 | 0.015 |
| Generator Sets | 2005 | 2005Generator Sets750 | 750 | 0.561 | 6.609 | 2.206 | 0.214 | 0.214 | 0.051 | 568.3 | 0.05 | 0.015 |
| Generator Sets | 2005 | 2005Generator Sets9999 | 9999 | 0.717 | 7.582 | 2.719 | 0.255 | 0.255 | 0.051 | 568.299 | 0.064 | 0.015 |
| Generator Sets | 2010 | 2010Generator Sets15 | 15 | 0.953 | 6.387 | 4.027 | 0.38 | 0.38 | 0.008 | 568.299 | 0.086 | 0.015 |
| Generator Sets | 2010 | 2010Generator Sets25 | 25 | 0.961 | 5.477 | 3.309 | 0.342 | 0.342 | 0.007 | 568.299 | 0.086 | 0.015 |
| Generator Sets | 2010 | 2010Generator Sets50 | 50 | 2.045 | 5.68 | 5.353 | 0.522 | 0.522 | 0.007 | 568.299 | 0.184 | 0.015 |
| Generator Sets | 2010 | 2010Generator Sets120 | 120 | 1.005 | 6.573 | 3.677 | 0.516 | 0.516 | 0.006 | 568.299 | 0.09 | 0.015 |
| Generator Sets | 2010 | 2010Generator Sets175 | 175 | 0.661 | 5.87 | 2.986 | 0.286 | 0.286 | 0.006 | 568.299 | 0.059 | 0.015 |
| Generator Sets | 2010 | 2010Generator Sets250 | 250 | 0.428 | 5.501 | 1.333 | 0.163 | 0.163 | 0.006 | 568.299 | 0.038 | 0.015 |
| Generator Sets | 2010 | 2010Generator Sets500 | 500 | 0.384 | 5.015 | 1.482 | 0.153 | 0.153 | 0.005 | 568.299 | 0.034 | 0.015 |
| Generator Sets | 2010 | 2010Generator Sets750 | 750 | 0.396 | 5.147 | 1.482 | 0.155 | 0.155 | 0.005 | 568.299 | 0.035 | 0.015 |
| Generator Sets | 2010 | 2010Generator Sets9999 | 9999 | 0.54 | 6.544 | 1.93 | 0.193 | 0.193 | 0.005 | 568.299 | 0.048 | 0.015 |
| Generator Sets | 2011 | 2011Generator Sets15 | 15 | 0.908 | 6.134 | 3.952 | 0.358 | 0.358 | 0.008 | 568.299 | 0.081 | 0.015 |
| Generator Sets | 2011 | 2011Generator Sets25 | 25 | 0.92 | 5.36 | 3.179 | 0.325 | 0.325 | 0.007 | 568.299 | 0.083 | 0.015 |
| Generator Sets | 2011 | 2011Generator Sets50 | 50 | 1.901 | 5.585 | 5.2 | 0.495 | 0.495 | 0.007 | 568.3 | 0.171 | 0.015 |
| Generator Sets | 2011 | 2011Generator Sets120 | 120 | 0.937 | 6.226 | 3.64 | 0.493 | 0.493 | 0.006 | 568.299 | 0.084 | 0.015 |
| Generator Sets | 2011 | 2011Generator Sets175 | 175 | 0.619 | 5.544 | 2.974 | 0.274 | 0.274 | 0.006 | 568.299 | 0.055 | 0.015 |
| Generator Sets | 2011 | 2011Generator Sets250 | 250 | 0.391 | 5.125 | 1.249 | 0.147 | 0.147 | 0.006 | 568.299 | 0.035 | 0.015 |
| Generator Sets | 2011 | 2011Generator Sets500 | 500 | 0.35 | 4.654 | 1.36 | 0.138 | 0.138 | 0.005 | 568.299 | 0.031 | 0.015 |
| Generator Sets | 2011 | 2011Generator Sets750 | 750 | 0.362 | 4.784 | 1.36 | 0.14 | 0.14 | 0.005 | 568.299 | 0.032 | 0.015 |
| Generator Sets | 2011 | 2011Generator Sets9999 | 9999 | 0.502 | 6.202 | 1.784 | 0.18 | 0.18 | 0.005 | 568.299 | 0.045 | 0.015 |
| Generator Sets | 2012 | 2012Generator Sets15 | 15 | 0.865 | 5.874 | 3.874 | 0.338 | 0.338 | 0.008 | 568.299 | 0.078 | 0.015 |
| Generator Sets | 2012 | 2012Generator Sets25 | 25 | 0.884 | 5.239 | 3.043 | 0.307 | 0.307 | 0.007 | 568.299 | 0.079 | 0.015 |
| Generator Sets | 2012 | 2012Generator Sets50 | 50 | 1.746 | 5.485 | 5.03 | 0.466 | 0.466 | 0.007 | 568.299 | 0.157 | 0.015 |
| Generator Sets | 2012 | 2012Generator Sets120 | 120 | 0.865 | 5.848 | 3.603 | 0.46 | 0.46 | 0.006 | 568.299 | 0.078 | 0.015 |
| Generator Sets | 2012 | 2012Generator Sets175 | 175 | 0.575 | 5.198 | 2.963 | 0.254 | 0.254 | 0.006 | 568.299 | 0.051 | 0.015 |
| Generator Sets | 2012 | 2012Generator Sets250 | 250 | 0.361 | 4.77 | 1.196 | 0.133 | 0.133 | 0.006 | 568.3 | 0.032 | 0.015 |
| Generator Sets | 2012 | 2012Generator Sets500 | 500 | 0.324 | 4.315 | 1.275 | 0.125 | 0.125 | 0.005 | 568.299 | 0.029 | 0.015 |
| Generator Sets | 2012 | 2012Generator Sets750 | 750 | 0.335 | 4.441 | 1.275 | 0.127 | 0.127 | 0.005 | 568.299 | 0.03 | 0.015 |
| Generator Sets | 2012 | 2012Generator Sets9999 | 9999 | 0.463 | 5.849 | 1.639 | 0.166 | 0.166 | 0.005 | 568.3 | 0.041 | 0.015 |
| Generator Sets | 2013 | 2013Generator Sets15 | 15 | 0.823 | 5.616 | 3.796 | 0.318 | 0.318 | 0.008 | 568.299 | 0.074 | 0.015 |
| Generator Sets | 2013 | 2013Generator Sets25 | 25 | 0.851 | 5.117 | 2.907 | 0.289 | 0.289 | 0.007 | 568.299 | 0.076 | 0.015 |
| Generator Sets | 2013 | 2013Generator Sets50 | 50 | 1.585 | 5.263 | 4.854 | 0.428 | 0.428 | 0.007 | 568.299 | 0.143 | 0.015 |
| Generator Sets | 2013 | 2013Generator Sets120 | 120 | 0.792 | 5.478 | 3.567 | 0.424 | 0.424 | 0.006 | 568.299 | 0.071 | 0.015 |
| Generator Sets | 2013 | 2013Generator Sets175 | 175 | 0.53 | 4.873 | 2.953 | 0.233 | 0.233 | 0.006 | 568.299 | 0.047 | 0.015 |
| Generator Sets | 2013 | 2013Generator Sets250 | 250 | 0.336 | 4.428 | 1.16 | 0.122 | 0.122 | 0.005 | 568.299 | 0.03 | 0.015 |
| Generator Sets | 2013 | 2013Generator Sets500 | 500 | 0.302 | 3.989 | 1.211 | 0.114 | 0.114 | 0.005 | 568.299 | 0.027 | 0.015 |
| Generator Sets | 2013 | 2013Generator Sets750 | 750 | 0.312 | 4.113 | 1.211 | 0.116 | 0.116 | 0.005 | 568.299 | 0.028 | 0.015 |
| Generator Sets | 2013 | 2013Generator Sets9999 | 9999 | 0.425 | 5.494 | 1.502 | 0.152 | 0.152 | 0.005 | 568.299 | 0.038 | 0.015 |
| Generator Sets | 2014 | 2014Generator Sets15 | 15 | 0.783 | 5.369 | 3.723 | 0.298 | 0.298 | 0.008 | 568.299 | 0.07 | 0.015 |
| Generator Sets | 2014 | 2014Generator Sets25 | 25 | 0.821 | 5 | 2.78 | 0.272 | 0.272 | 0.007 | 568.299 | 0.074 | 0.015 |

| | | | | | | | | | | | | |
|---|---|---|---|---|---|---|---|---|---|---|---|---|
| Generator Sets | 2014 | 2014Generator Sets50 | 50 | 1.427 | 5.048 | 4.683 | 0.389 | 0.389 | 0.007 | 568.299 | 0.128 | 0.015 |
| Generator Sets | 2014 | 2014Generator Sets120 | 120 | 0.721 | 5.147 | 3.532 | 0.385 | 0.385 | 0.006 | 568.299 | 0.065 | 0.015 |
| Generator Sets | 2014 | 2014Generator Sets175 | 175 | 0.486 | 4.565 | 2.945 | 0.212 | 0.212 | 0.006 | 568.299 | 0.043 | 0.015 |
| Generator Sets | 2014 | 2014Generator Sets250 | 250 | 0.311 | 4.025 | 1.13 | 0.111 | 0.111 | 0.006 | 568.3 | 0.028 | 0.015 |
| Generator Sets | 2014 | 2014Generator Sets500 | 500 | 0.279 | 3.603 | 1.157 | 0.104 | 0.104 | 0.005 | 568.299 | 0.025 | 0.015 |
| Generator Sets | 2014 | 2014Generator Sets750 | 750 | 0.289 | 3.724 | 1.157 | 0.106 | 0.106 | 0.005 | 568.299 | 0.026 | 0.015 |
| Generator Sets | 2014 | 2014Generator Sets9999 | 9999 | 0.389 | 5.15 | 1.377 | 0.138 | 0.138 | 0.005 | 568.299 | 0.035 | 0.015 |
| Generator Sets | 2015 | 2015Generator Sets15 | 15 | 0.747 | 5.141 | 3.658 | 0.28 | 0.28 | 0.008 | 568.299 | 0.067 | 0.015 |
| Generator Sets | 2015 | 2015Generator Sets25 | 25 | 0.793 | 4.89 | 2.666 | 0.256 | 0.256 | 0.007 | 568.299 | 0.071 | 0.015 |
| Generator Sets | 2015 | 2015Generator Sets50 | 50 | 1.281 | 4.858 | 4.538 | 0.353 | 0.353 | 0.007 | 568.299 | 0.115 | 0.015 |
| Generator Sets | 2015 | 2015Generator Sets120 | 120 | 0.651 | 4.769 | 3.499 | 0.347 | 0.347 | 0.006 | 568.299 | 0.058 | 0.015 |
| Generator Sets | 2015 | 2015Generator Sets175 | 175 | 0.44 | 4.138 | 2.938 | 0.191 | 0.191 | 0.006 | 568.299 | 0.039 | 0.015 |
| Generator Sets | 2015 | 2015Generator Sets250 | 250 | 0.287 | 3.633 | 1.104 | 0.1 | 0.1 | 0.006 | 568.3 | 0.025 | 0.015 |
| Generator Sets | 2015 | 2015Generator Sets500 | 500 | 0.258 | 3.231 | 1.114 | 0.094 | 0.094 | 0.005 | 568.299 | 0.023 | 0.015 |
| Generator Sets | 2015 | 2015Generator Sets750 | 750 | 0.267 | 3.347 | 1.114 | 0.096 | 0.096 | 0.005 | 568.299 | 0.024 | 0.015 |
| Generator Sets | 2015 | 2015Generator Sets9999 | 9999 | 0.351 | 4.822 | 1.269 | 0.124 | 0.124 | 0.005 | 568.299 | 0.031 | 0.015 |
| Generator Sets | 2016 | 2016Generator Sets15 | 15 | 0.72 | 4.978 | 3.622 | 0.264 | 0.264 | 0.008 | 568.299 | 0.065 | 0.015 |
| Generator Sets | 2016 | 2016Generator Sets25 | 25 | 0.773 | 4.803 | 2.604 | 0.244 | 0.244 | 0.007 | 568.299 | 0.069 | 0.015 |
| Generator Sets | 2016 | 2016Generator Sets50 | 50 | 1.146 | 4.685 | 4.41 | 0.318 | 0.318 | 0.007 | 568.299 | 0.103 | 0.015 |
| Generator Sets | 2016 | 2016Generator Sets120 | 120 | 0.583 | 4.41 | 3.469 | 0.309 | 0.309 | 0.006 | 568.299 | 0.052 | 0.015 |
| Generator Sets | 2016 | 2016Generator Sets175 | 175 | 0.396 | 3.731 | 2.934 | 0.17 | 0.17 | 0.006 | 568.299 | 0.035 | 0.015 |
| Generator Sets | 2016 | 2016Generator Sets250 | 250 | 0.265 | 3.259 | 1.081 | 0.09 | 0.09 | 0.008 | 568.299 | 0.023 | 0.015 |
| Generator Sets | 2016 | 2016Generator Sets500 | 500 | 0.239 | 2.882 | 1.077 | 0.084 | 0.084 | 0.005 | 568.299 | 0.021 | 0.015 |
| Generator Sets | 2016 | 2016Generator Sets750 | 750 | 0.247 | 2.989 | 1.077 | 0.086 | 0.086 | 0.005 | 568.3 | 0.022 | 0.015 |
| Generator Sets | 2016 | 2016Generator Sets9999 | 9999 | 0.324 | 4.542 | 1.204 | 0.113 | 0.113 | 0.005 | 568.299 | 0.029 | 0.015 |
| Generator Sets | 2017 | 2017Generator Sets15 | 15 | 0.699 | 4.847 | 3.599 | 0.25 | 0.25 | 0.008 | 568.299 | 0.063 | 0.015 |
| Generator Sets | 2017 | 2017Generator Sets25 | 25 | 0.757 | 4.729 | 2.564 | 0.233 | 0.233 | 0.007 | 568.299 | 0.068 | 0.015 |
| Generator Sets | 2017 | 2017Generator Sets50 | 50 | 1.017 | 4.522 | 4.292 | 0.285 | 0.285 | 0.007 | 568.299 | 0.091 | 0.015 |
| Generator Sets | 2017 | 2017Generator Sets120 | 120 | 0.52 | 4.072 | 3.442 | 0.274 | 0.274 | 0.008 | 568.299 | 0.046 | 0.015 |
| Generator Sets | 2017 | 2017Generator Sets175 | 175 | 0.356 | 3.347 | 2.931 | 0.151 | 0.151 | 0.006 | 568.299 | 0.032 | 0.015 |
| Generator Sets | 2017 | 2017Generator Sets250 | 250 | 0.245 | 2.91 | 1.063 | 0.081 | 0.081 | 0.006 | 568.299 | 0.022 | 0.015 |
| Generator Sets | 2017 | 2017Generator Sets500 | 500 | 0.224 | 2.579 | 1.048 | 0.076 | 0.076 | 0.005 | 568.299 | 0.02 | 0.015 |
| Generator Sets | 2017 | 2017Generator Sets750 | 750 | 0.23 | 2.66 | 1.048 | 0.077 | 0.077 | 0.005 | 568.299 | 0.02 | 0.015 |
| Generator Sets | 2017 | 2017Generator Sets9999 | 9999 | 0.301 | 4.293 | 1.161 | 0.104 | 0.104 | 0.005 | 568.299 | 0.027 | 0.015 |
| Generator Sets | 2018 | 2018Generator Sets15 | 15 | 0.679 | 4.728 | 3.58 | 0.237 | 0.237 | 0.008 | 568.299 | 0.061 | 0.015 |
| Generator Sets | 2018 | 2018Generator Sets25 | 25 | 0.744 | 4.661 | 2.531 | 0.224 | 0.224 | 0.007 | 568.299 | 0.067 | 0.015 |
| Generator Sets | 2018 | 2018Generator Sets50 | 50 | 0.895 | 4.366 | 4.182 | 0.253 | 0.253 | 0.007 | 568.299 | 0.08 | 0.015 |
| Generator Sets | 2018 | 2018Generator Sets120 | 120 | 0.461 | 3.752 | 3.418 | 0.239 | 0.239 | 0.006 | 568.299 | 0.041 | 0.015 |
| Generator Sets | 2018 | 2018Generator Sets175 | 175 | 0.319 | 2.989 | 2.93 | 0.133 | 0.133 | 0.006 | 568.299 | 0.028 | 0.015 |
| Generator Sets | 2018 | 2018Generator Sets250 | 250 | 0.226 | 2.582 | 1.048 | 0.072 | 0.072 | 0.006 | 568.299 | 0.02 | 0.015 |
| Generator Sets | 2018 | 2018Generator Sets500 | 500 | 0.211 | 2.31 | 1.028 | 0.069 | 0.069 | 0.005 | 568.299 | 0.019 | 0.015 |
| Generator Sets | 2018 | 2018Generator Sets750 | 750 | 0.215 | 2.37 | 1.028 | 0.07 | 0.07 | 0.005 | 568.299 | 0.019 | 0.015 |
| Generator Sets | 2018 | 2018Generator Sets9999 | 9999 | 0.28 | 4.058 | 1.128 | 0.095 | 0.095 | 0.005 | 568.299 | 0.025 | 0.015 |
| Generator Sets | 2019 | 2019Generator Sets15 | 15 | 0.662 | 4.617 | 3.562 | 0.224 | 0.224 | 0.008 | 568.299 | 0.059 | 0.015 |
| Generator Sets | 2019 | 2019Generator Sets25 | 25 | 0.731 | 4.598 | 2.501 | 0.214 | 0.214 | 0.007 | 568.299 | 0.066 | 0.015 |
| Generator Sets | 2019 | 2019Generator Sets50 | 50 | 0.779 | 4.215 | 4.076 | 0.222 | 0.222 | 0.007 | 568.299 | 0.07 | 0.015 |
| Generator Sets | 2019 | 2019Generator Sets120 | 120 | 0.405 | 3.446 | 3.396 | 0.206 | 0.206 | 0.006 | 568.299 | 0.036 | 0.015 |
| Generator Sets | 2019 | 2019Generator Sets175 | 175 | 0.29 | 2.669 | 2.929 | 0.118 | 0.118 | 0.006 | 568.299 | 0.026 | 0.015 |
| Generator Sets | 2019 | 2019Generator Sets250 | 250 | 0.211 | 2.285 | 1.036 | 0.064 | 0.064 | 0.006 | 568.299 | 0.019 | 0.015 |
| Generator Sets | 2019 | 2019Generator Sets500 | 500 | 0.199 | 2.056 | 1.015 | 0.062 | 0.062 | 0.005 | 568.299 | 0.018 | 0.015 |
| Generator Sets | 2019 | 2019Generator Sets750 | 750 | 0.202 | 2.104 | 1.015 | 0.062 | 0.062 | 0.005 | 568.299 | 0.018 | 0.015 |
| Generator Sets | 2019 | 2019Generator Sets9999 | 9999 | 0.261 | 3.829 | 1.103 | 0.087 | 0.087 | 0.005 | 568.299 | 0.023 | 0.015 |
| Generator Sets | 2020 | 2020Generator Sets15 | 15 | 0.646 | 4.516 | 3.546 | 0.212 | 0.212 | 0.008 | 568.299 | 0.058 | 0.015 |
| Generator Sets | 2020 | 2020Generator Sets25 | 25 | 0.721 | 4.538 | 2.473 | 0.205 | 0.205 | 0.007 | 568.299 | 0.065 | 0.015 |
| Generator Sets | 2020 | 2020Generator Sets50 | 50 | 0.691 | 4.075 | 3.995 | 0.194 | 0.194 | 0.007 | 568.299 | 0.062 | 0.015 |
| Generator Sets | 2020 | 2020Generator Sets120 | 120 | 0.364 | 3.173 | 3.38 | 0.179 | 0.179 | 0.006 | 568.299 | 0.032 | 0.015 |
| Generator Sets | 2020 | 2020Generator Sets175 | 175 | 0.267 | 2.38 | 2.93 | 0.105 | 0.105 | 0.006 | 568.299 | 0.024 | 0.015 |
| Generator Sets | 2020 | 2020Generator Sets250 | 250 | 0.198 | 2.016 | 1.026 | 0.057 | 0.057 | 0.006 | 568.299 | 0.017 | 0.015 |
| Generator Sets | 2020 | 2020Generator Sets500 | 500 | 0.188 | 1.816 | 1.005 | 0.055 | 0.055 | 0.005 | 568.299 | 0.017 | 0.015 |
| Generator Sets | 2020 | 2020Generator Sets750 | 750 | 0.191 | 1.858 | 1.005 | 0.056 | 0.056 | 0.005 | 568.299 | 0.017 | 0.015 |
| Generator Sets | 2020 | 2020Generator Sets9999 | 9999 | 0.242 | 3.608 | 1.082 | 0.079 | 0.079 | 0.005 | 568.3 | 0.021 | 0.015 |
| Generator Sets | 2021 | 2021Generator Sets15 | 15 | 0.634 | 4.441 | 3.531 | 0.201 | 0.201 | 0.008 | 568.299 | 0.057 | 0.015 |
| Generator Sets | 2021 | 2021Generator Sets25 | 25 | 0.712 | 4.497 | 2.446 | 0.196 | 0.196 | 0.007 | 568.299 | 0.064 | 0.015 |
| Generator Sets | 2021 | 2021Generator Sets50 | 50 | 0.613 | 3.916 | 3.905 | 0.165 | 0.165 | 0.007 | 568.299 | 0.055 | 0.015 |
| Generator Sets | 2021 | 2021Generator Sets120 | 120 | 0.326 | 2.888 | 3.361 | 0.153 | 0.153 | 0.006 | 568.299 | 0.029 | 0.015 |
| Generator Sets | 2021 | 2021Generator Sets175 | 175 | 0.243 | 2.068 | 2.925 | 0.091 | 0.091 | 0.006 | 568.299 | 0.021 | 0.015 |
| Generator Sets | 2021 | 2021Generator Sets250 | 250 | 0.183 | 1.73 | 1.016 | 0.049 | 0.049 | 0.006 | 568.299 | 0.016 | 0.015 |
| Generator Sets | 2021 | 2021Generator Sets500 | 500 | 0.175 | 1.562 | 0.996 | 0.048 | 0.048 | 0.005 | 568.299 | 0.015 | 0.015 |
| Generator Sets | 2021 | 2021Generator Sets750 | 750 | 0.177 | 1.596 | 0.996 | 0.048 | 0.048 | 0.005 | 568.299 | 0.016 | 0.015 |
| Generator Sets | 2021 | 2021Generator Sets9999 | 9999 | 0.22 | 3.372 | 1.06 | 0.07 | 0.07 | 0.005 | 568.3 | 0.019 | 0.015 |
| Generator Sets | 2022 | 2022Generator Sets15 | 15 | 0.626 | 4.39 | 3.519 | 0.193 | 0.193 | 0.008 | 568.299 | 0.056 | 0.015 |
| Generator Sets | 2022 | 2022Generator Sets25 | 25 | 0.706 | 4.47 | 2.426 | 0.188 | 0.188 | 0.007 | 568.299 | 0.063 | 0.015 |
| Generator Sets | 2022 | 2022Generator Sets50 | 50 | 0.56 | 3.796 | 3.858 | 0.143 | 0.143 | 0.007 | 568.299 | 0.05 | 0.015 |
| Generator Sets | 2022 | 2022Generator Sets120 | 120 | 0.301 | 2.671 | 3.353 | 0.134 | 0.134 | 0.006 | 568.299 | 0.027 | 0.015 |
| Generator Sets | 2022 | 2022Generator Sets175 | 175 | 0.226 | 1.83 | 2.926 | 0.081 | 0.081 | 0.006 | 568.299 | 0.02 | 0.015 |
| Generator Sets | 2022 | 2022Generator Sets250 | 250 | 0.173 | 1.508 | 1.01 | 0.043 | 0.043 | 0.006 | 568.299 | 0.015 | 0.015 |
| Generator Sets | 2022 | 2022Generator Sets500 | 500 | 0.166 | 1.384 | 0.99 | 0.042 | 0.042 | 0.005 | 568.299 | 0.015 | 0.015 |
| Generator Sets | 2022 | 2022Generator Sets750 | 750 | 0.168 | 1.412 | 0.99 | 0.043 | 0.043 | 0.005 | 568.299 | 0.015 | 0.015 |
| Generator Sets | 2022 | 2022Generator Sets9999 | 9999 | 0.206 | 3.202 | 1.045 | 0.063 | 0.063 | 0.005 | 568.299 | 0.018 | 0.015 |
| Generator Sets | 2023 | 2023Generator Sets15 | 15 | 0.618 | 4.345 | 3.508 | 0.186 | 0.186 | 0.008 | 568.299 | 0.055 | 0.015 |
| Generator Sets | 2023 | 2023Generator Sets25 | 25 | 0.701 | 4.447 | 2.407 | 0.182 | 0.182 | 0.007 | 568.299 | 0.063 | 0.015 |
| Generator Sets | 2023 | 2023Generator Sets50 | 50 | 0.514 | 3.685 | 3.819 | 0.124 | 0.124 | 0.007 | 568.299 | 0.046 | 0.015 |
| Generator Sets | 2023 | 2023Generator Sets120 | 120 | 0.279 | 2.477 | 3.347 | 0.117 | 0.117 | 0.006 | 568.299 | 0.025 | 0.015 |
| Generator Sets | 2023 | 2023Generator Sets175 | 175 | 0.211 | 1.635 | 2.927 | 0.071 | 0.071 | 0.006 | 568.299 | 0.019 | 0.015 |
| Generator Sets | 2023 | 2023Generator Sets250 | 250 | 0.164 | 1.328 | 1.006 | 0.038 | 0.038 | 0.006 | 568.299 | 0.014 | 0.015 |
| Generator Sets | 2023 | 2023Generator Sets500 | 500 | 0.158 | 1.228 | 0.986 | 0.037 | 0.037 | 0.005 | 568.299 | 0.014 | 0.015 |
| Generator Sets | 2023 | 2023Generator Sets750 | 750 | 0.16 | 1.253 | 0.986 | 0.037 | 0.037 | 0.005 | 568.299 | 0.014 | 0.015 |
| Generator Sets | 2023 | 2023Generator Sets9999 | 9999 | 0.194 | 3.058 | 1.031 | 0.058 | 0.058 | 0.005 | 568.299 | 0.017 | 0.015 |
| Generator Sets | 2024 | 2024Generator Sets15 | 15 | 0.612 | 4.305 | 3.499 | 0.181 | 0.181 | 0.008 | 568.299 | 0.055 | 0.015 |
| Generator Sets | 2024 | 2024Generator Sets25 | 25 | 0.697 | 4.426 | 2.39 | 0.178 | 0.178 | 0.007 | 568.299 | 0.062 | 0.015 |
| Generator Sets | 2024 | 2024Generator Sets50 | 50 | 0.475 | 3.582 | 3.787 | 0.107 | 0.107 | 0.007 | 568.299 | 0.042 | 0.015 |
| Generator Sets | 2024 | 2024Generator Sets120 | 120 | 0.26 | 2.321 | 3.342 | 0.101 | 0.101 | 0.006 | 568.299 | 0.023 | 0.015 |
| Generator Sets | 2024 | 2024Generator Sets175 | 175 | 0.197 | 1.462 | 2.929 | 0.062 | 0.062 | 0.006 | 568.299 | 0.017 | 0.015 |
| Generator Sets | 2024 | 2024Generator Sets250 | 250 | 0.155 | 1.169 | 1.003 | 0.033 | 0.033 | 0.006 | 568.299 | 0.014 | 0.015 |
| Generator Sets | 2024 | 2024Generator Sets500 | 500 | 0.151 | 1.082 | 0.983 | 0.032 | 0.032 | 0.005 | 568.3 | 0.013 | 0.015 |
| Generator Sets | 2024 | 2024Generator Sets750 | 750 | 0.152 | 1.104 | 0.983 | 0.032 | 0.032 | 0.005 | 568.299 | 0.013 | 0.015 |
| Generator Sets | 2024 | 2024Generator Sets9999 | 9999 | 0.183 | 2.929 | 1.018 | 0.052 | 0.052 | 0.005 | 568.3 | 0.016 | 0.015 |
| Generator Sets | 2025 | 2025Generator Sets15 | 15 | 0.607 | 4.269 | 3.491 | 0.178 | 0.178 | 0.008 | 568.299 | 0.054 | 0.015 |
| Generator Sets | 2025 | 2025Generator Sets25 | 25 | 0.694 | 4.407 | 2.376 | 0.175 | 0.175 | 0.007 | 568.299 | 0.062 | 0.015 |
| Generator Sets | 2025 | 2025Generator Sets50 | 50 | 0.44 | 3.481 | 3.758 | 0.093 | 0.093 | 0.007 | 568.3 | 0.039 | 0.015 |
| Generator Sets | 2025 | 2025Generator Sets120 | 120 | 0.243 | 2.185 | 3.338 | 0.087 | 0.087 | 0.006 | 568.299 | 0.021 | 0.015 |
| Generator Sets | 2025 | 2025Generator Sets175 | 175 | 0.184 | 1.297 | 2.93 | 0.053 | 0.053 | 0.006 | 568.299 | 0.016 | 0.015 |
| Generator Sets | 2025 | 2025Generator Sets250 | 250 | 0.147 | 1.02 | 1 | 0.028 | 0.028 | 0.006 | 568.299 | 0.013 | 0.015 |
| Generator Sets | 2025 | 2025Generator Sets500 | 500 | 0.144 | 0.945 | 0.981 | 0.027 | 0.027 | 0.005 | 568.3 | 0.013 | 0.015 |
| Generator Sets | 2025 | 2025Generator Sets750 | 750 | 0.145 | 0.964 | 0.981 | 0.027 | 0.027 | 0.005 | 568.299 | 0.013 | 0.015 |
| Generator Sets | 2025 | 2025Generator Sets9999 | 9999 | 0.173 | 2.812 | 1.008 | 0.047 | 0.047 | 0.005 | 568.299 | 0.015 | 0.015 |
| Generator Sets | 2030 | 2030Generator Sets15 | 15 | 0.592 | 4.164 | 3.47 | 0.166 | 0.166 | 0.008 | 568.299 | 0.053 | 0.015 |
| Generator Sets | 2030 | 2030Generator Sets25 | 25 | 0.686 | 4.347 | 2.34 | 0.165 | 0.165 | 0.007 | 568.299 | 0.061 | 0.015 |
| Generator Sets | 2030 | 2030Generator Sets50 | 50 | 0.315 | 3.107 | 3.64 | 0.038 | 0.038 | 0.007 | 568.299 | 0.028 | 0.015 |
| Generator Sets | 2030 | 2030Generator Sets120 | 120 | 0.178 | 1.645 | 3.316 | 0.034 | 0.034 | 0.006 | 568.299 | 0.016 | 0.015 |
| Generator Sets | 2030 | 2030Generator Sets175 | 175 | 0.13 | 0.601 | 2.929 | 0.023 | 0.023 | 0.006 | 568.299 | 0.011 | 0.015 |
| Generator Sets | 2030 | 2030Generator Sets250 | 250 | 0.12 | 0.504 | 0.998 | 0.016 | 0.016 | 0.006 | 568.299 | 0.01 | 0.015 |
| Generator Sets | 2030 | 2030Generator Sets500 | 500 | 0.119 | 0.476 | 0.978 | 0.015 | 0.015 | 0.005 | 568.299 | 0.01 | 0.015 |
| Generator Sets | 2030 | 2030Generator Sets750 | 750 | 0.119 | 0.482 | 0.978 | 0.015 | 0.015 | 0.005 | 568.299 | 0.01 | 0.015 |
| Generator Sets | 2030 | 2030Generator Sets9999 | 9999 | 0.128 | 2.483 | 0.979 | 0.029 | 0.029 | 0.005 | 568.299 | 0.011 | 0.015 |
| Generator Sets | 2035 | 2035Generator Sets15 | 15 | 0.589 | 4.143 | 3.47 | 0.162 | 0.162 | 0.008 | 568.299 | 0.053 | 0.015 |
| Generator Sets | 2035 | 2035Generator Sets25 | 25 | 0.685 | 4.332 | 2.34 | 0.162 | 0.162 | 0.007 | 568.299 | 0.061 | 0.015 |
| Generator Sets | 2035 | 2035Generator Sets50 | 50 | 0.276 | 2.991 | 3.607 | 0.018 | 0.018 | 0.007 | 568.299 | 0.024 | 0.015 |
| Generator Sets | 2035 | 2035Generator Sets120 | 120 | 0.156 | 1.458 | 3.31 | 0.016 | 0.016 | 0.006 | 568.299 | 0.014 | 0.015 |
| Generator Sets | 2035 | 2035Generator Sets175 | 175 | 0.113 | 0.373 | 2.929 | 0.013 | 0.013 | 0.006 | 568.299 | 0.01 | 0.015 |
| Generator Sets | 2035 | 2035Generator Sets250 | 250 | 0.11 | 0.331 | 0.998 | 0.011 | 0.011 | 0.006 | 568.299 | 0.009 | 0.015 |
| Generator Sets | 2035 | 2035Generator Sets500 | 500 | 0.11 | 0.328 | 0.978 | 0.011 | 0.011 | 0.005 | 568.299 | 0.009 | 0.015 |
| Generator Sets | 2035 | 2035Generator Sets750 | 750 | 0.11 | 0.328 | 0.978 | 0.011 | 0.011 | 0.005 | 568.299 | 0.009 | 0.015 |

| | | | | | | | | | | | | |
|---|---|---|---|---|---|---|---|---|---|---|---|---|
| Generator Sets | 2035 | 2035Generator Sets9999 | 9999 | 0.114 | 2.362 | 0.978 | 0.022 | 0.022 | 0.005 | 568.299 | 0.01 | 0.015 |
| Generator Sets | 2040 | 2040Generator Sets15 | 15 | 0.589 | 4.142 | 3.469 | 0.161 | 0.161 | 0.008 | 568.299 | 0.053 | 0.015 |
| Generator Sets | 2040 | 2040Generator Sets25 | 25 | 0.685 | 4.332 | 2.339 | 0.161 | 0.161 | 0.007 | 568.299 | 0.061 | 0.015 |
| Generator Sets | 2040 | 2040Generator Sets50 | 50 | 0.273 | 2.941 | 3.601 | 0.012 | 0.012 | 0.007 | 568.3 | 0.024 | 0.015 |
| Generator Sets | 2040 | 2040Generator Sets120 | 120 | 0.152 | 1.399 | 3.308 | 0.012 | 0.012 | 0.006 | 568.299 | 0.013 | 0.015 |
| Generator Sets | 2040 | 2040Generator Sets175 | 175 | 0.107 | 0.293 | 2.928 | 0.01 | 0.01 | 0.006 | 568.299 | 0.009 | 0.015 |
| Generator Sets | 2040 | 2040Generator Sets250 | 250 | 0.106 | 0.277 | 0.997 | 0.009 | 0.009 | 0.006 | 568.299 | 0.009 | 0.015 |
| Generator Sets | 2040 | 2040Generator Sets500 | 500 | 0.106 | 0.277 | 0.978 | 0.009 | 0.009 | 0.005 | 568.299 | 0.009 | 0.015 |
| Generator Sets | 2040 | 2040Generator Sets750 | 750 | 0.106 | 0.277 | 0.978 | 0.009 | 0.009 | 0.005 | 568.3 | 0.009 | 0.015 |
| Generator Sets | 2040 | 2040Generator Sets9999 | 9999 | 0.107 | 2.33 | 0.978 | 0.02 | 0.02 | 0.005 | 568.299 | 0.009 | 0.015 |
| Graders | 1990 | 1990Graders50 | 50 | 4.776 | 7.935 | 9.678 | 1.265 | 1.265 | 0.871 | 568.3 | 0.431 | 0.015 |
| Graders | 1990 | 1990Graders120 | 120 | 2.332 | 14.78 | 5.658 | 1.325 | 1.325 | 0.791 | 568.299 | 0.21 | 0.015 |
| Graders | 1990 | 1990Graders175 | 175 | 1.707 | 13.838 | 5.007 | 0.946 | 0.946 | 0.758 | 568.299 | 0.154 | 0.015 |
| Graders | 1990 | 1990Graders250 | 250 | 1.707 | 13.838 | 5.007 | 0.946 | 0.946 | 0.758 | 568.299 | 0.154 | 0.015 |
| Graders | 1990 | 1990Graders500 | 500 | 1.512 | 13.128 | 10.95 | 0.811 | 0.811 | 0.662 | 568.299 | 0.136 | 0.015 |
| Graders | 1990 | 1990Graders750 | 750 | 1.512 | 13.128 | 10.95 | 0.826 | 0.826 | 1.018 | 568.3 | 0.136 | 0.015 |
| Graders | 2000 | 2000Graders50 | 50 | 4.487 | 7.082 | 9.239 | 0.935 | 0.935 | 0.066 | 568.299 | 0.404 | 0.015 |
| Graders | 2000 | 2000Graders120 | 120 | 1.855 | 10.486 | 4.675 | 0.904 | 0.904 | 0.05 | 568.3 | 0.167 | 0.015 |
| Graders | 2000 | 2000Graders175 | 175 | 1.256 | 9.601 | 3.786 | 0.531 | 0.531 | 0.057 | 568.299 | 0.113 | 0.015 |
| Graders | 2000 | 2000Graders250 | 250 | 1.061 | 9.264 | 3.039 | 0.437 | 0.437 | 0.057 | 568.299 | 0.095 | 0.015 |
| Graders | 2000 | 2000Graders500 | 500 | 0.961 | 8.805 | 4.848 | 0.384 | 0.384 | 0.05 | 568.3 | 0.086 | 0.015 |
| Graders | 2000 | 2000Graders750 | 750 | 0.961 | 8.805 | 4.848 | 0.384 | 0.384 | 0.052 | 568.299 | 0.086 | 0.015 |
| Graders | 2005 | 2005Graders50 | 50 | 3.993 | 6.612 | 8.559 | 0.868 | 0.868 | 0.066 | 568.299 | 0.36 | 0.015 |
| Graders | 2005 | 2005Graders120 | 120 | 1.623 | 9.021 | 4.406 | 0.849 | 0.849 | 0.06 | 568.3 | 0.146 | 0.015 |
| Graders | 2005 | 2005Graders175 | 175 | 1.052 | 8.238 | 3.522 | 0.469 | 0.469 | 0.057 | 568.299 | 0.095 | 0.015 |
| Graders | 2005 | 2005Graders250 | 250 | 0.784 | 7.837 | 2.17 | 0.314 | 0.314 | 0.057 | 568.299 | 0.07 | 0.015 |
| Graders | 2005 | 2005Graders500 | 500 | 0.692 | 7.117 | 2.913 | 0.279 | 0.279 | 0.05 | 568.299 | 0.062 | 0.015 |
| Graders | 2005 | 2005Graders750 | 750 | 0.703 | 7.284 | 2.909 | 0.282 | 0.282 | 0.052 | 568.299 | 0.063 | 0.015 |
| Graders | 2010 | 2010Graders50 | 50 | 3.0403 | 6.50487 | 8.828 | 0.8516 | 0.7835 | 0.005 | 547.2284 | 0.1593 | 0.014 |
| Graders | 2010 | 2010Graders120 | 120 | 1.3215 | 10.4805 | 4.95239 | 0.8539 | 0.7855 | 0.0048 | 523.7684 | 0.1525 | 0.013 |
| Graders | 2010 | 2010Graders175 | 175 | 0.8617 | 8.98998 | 3.90428 | 0.4962 | 0.4565 | 0.005 | 536.7031 | 0.1562 | 0.014 |
| Graders | 2010 | 2010Graders250 | 250 | 0.3578 | 5.73143 | 1.43786 | 0.1816 | 0.167 | 0.0049 | 530.3343 | 0.1544 | 0.014 |
| Graders | 2010 | 2010Graders500 | 500 | 0.2721 | 3.80781 | 1.81115 | 0.1418 | 0.1304 | 0.0049 | 525.6597 | 0.153 | 0.013 |
| Graders | 2010 | 2010Graders750 | 750 | 0.535 | 5.386 | 1.861 | 0.202 | 0.202 | 0.005 | 568.299 | 0.048 | 0.015 |
| Graders | 2011 | 2011Graders50 | 50 | 3.0712 | 6.52829 | 8.9223 | 0.8596 | 0.7909 | 0.005 | 545.8822 | 0.1593 | 0.014 |
| Graders | 2011 | 2011Graders120 | 120 | 1.3059 | 10.3495 | 4.9423 | 0.8474 | 0.7796 | 0.0048 | 522.5082 | 0.1525 | 0.013 |
| Graders | 2011 | 2011Graders175 | 175 | 0.8569 | 8.91245 | 3.91881 | 0.4944 | 0.4548 | 0.005 | 535.2864 | 0.1562 | 0.014 |
| Graders | 2011 | 2011Graders250 | 250 | 0.367 | 5.74733 | 1.44556 | 0.1832 | 0.1685 | 0.0049 | 529.0473 | 0.1544 | 0.014 |
| Graders | 2011 | 2011Graders500 | 500 | 0.2866 | 3.81827 | 1.83104 | 0.144 | 0.1325 | 0.0049 | 524.3479 | 0.153 | 0.013 |
| Graders | 2011 | 2011Graders750 | 750 | 0.509 | 4.992 | 1.744 | 0.184 | 0.184 | 0.005 | 568.299 | 0.045 | 0.015 |
| Graders | 2012 | 2012Graders50 | 50 | 3.1006 | 6.55055 | 9.01183 | 0.8672 | 0.7979 | 0.005 | 544.5383 | 0.1593 | 0.014 |
| Graders | 2012 | 2012Graders120 | 120 | 1.3026 | 10.2881 | 4.94871 | 0.848 | 0.7801 | 0.0048 | 521.1967 | 0.1525 | 0.013 |
| Graders | 2012 | 2012Graders175 | 175 | 0.8596 | 8.89699 | 3.94251 | 0.498 | 0.4563 | 0.005 | 533.878 | 0.1562 | 0.014 |
| Graders | 2012 | 2012Graders250 | 250 | 0.3776 | 5.777 | 1.45898 | 0.1854 | 0.1706 | 0.0049 | 527.8226 | 0.1544 | 0.014 |
| Graders | 2012 | 2012Graders500 | 500 | 0.2986 | 3.8123 | 1.82432 | 0.145 | 0.1334 | 0.0049 | 522.8547 | 0.153 | 0.013 |
| Graders | 2012 | 2012Graders750 | 750 | 0.485 | 4.624 | 1.642 | 0.168 | 0.168 | 0.005 | 568.299 | 0.043 | 0.015 |
| Graders | 2013 | 2013Graders50 | 50 | 3.1283 | 6.57166 | 9.0966 | 0.8744 | 0.8045 | 0.005 | 541.8285 | 0.1593 | 0.014 |
| Graders | 2013 | 2013Graders120 | 120 | 1.3013 | 10.2424 | 4.95898 | 0.8494 | 0.7814 | 0.0048 | 518.5552 | 0.1525 | 0.013 |
| Graders | 2013 | 2013Graders175 | 175 | 0.8571 | 8.8338 | 3.95423 | 0.4951 | 0.4555 | 0.005 | 530.9753 | 0.1561 | 0.014 |
| Graders | 2013 | 2013Graders250 | 250 | 0.383 | 5.74577 | 1.45924 | 0.1849 | 0.1701 | 0.0049 | 525.0407 | 0.1544 | 0.013 |
| Graders | 2013 | 2013Graders500 | 500 | 0.3022 | 3.71231 | 1.7965 | 0.1413 | 0.13 | 0.0049 | 520.0526 | 0.1529 | 0.013 |
| Graders | 2013 | 2013Graders750 | 750 | 0.462 | 4.281 | 1.556 | 0.152 | 0.152 | 0.005 | 568.299 | 0.041 | 0.015 |
| Graders | 2014 | 2014Graders50 | 50 | 3.0937 | 6.54967 | 9.06534 | 0.8672 | 0.7978 | 0.005 | 539.1216 | 0.1593 | 0.014 |
| Graders | 2014 | 2014Graders120 | 120 | 1.2692 | 9.98567 | 4.91977 | 0.832 | 0.7654 | 0.0048 | 515.3819 | 0.1523 | 0.013 |
| Graders | 2014 | 2014Graders175 | 175 | 0.8469 | 8.70206 | 3.95083 | 0.4884 | 0.4493 | 0.005 | 527.8337 | 0.156 | 0.014 |
| Graders | 2014 | 2014Graders250 | 250 | 0.3898 | 5.73998 | 1.46245 | 0.1853 | 0.1705 | 0.0049 | 522.3298 | 0.1544 | 0.013 |
| Graders | 2014 | 2014Graders500 | 500 | 0.3141 | 3.71371 | 1.79096 | 0.1427 | 0.1313 | 0.0049 | 517.3766 | 0.1529 | 0.013 |
| Graders | 2014 | 2014Graders750 | 750 | 0.437 | 3.876 | 1.483 | 0.138 | 0.138 | 0.005 | 568.299 | 0.039 | 0.015 |
| Graders | 2015 | 2015Graders50 | 50 | 3.1185 | 6.56967 | 9.14399 | 0.8737 | 0.8038 | 0.005 | 533.6812 | 0.1593 | 0.014 |
| Graders | 2015 | 2015Graders120 | 120 | 1.2391 | 9.73775 | 4.88439 | 0.8131 | 0.7481 | 0.0048 | 509.597 | 0.1521 | 0.013 |
| Graders | 2015 | 2015Graders175 | 175 | 0.8439 | 8.63742 | 3.95849 | 0.4857 | 0.4468 | 0.005 | 522.2182 | 0.1559 | 0.013 |
| Graders | 2015 | 2015Graders250 | 250 | 0.396 | 5.72754 | 1.46577 | 0.1856 | 0.1708 | 0.0049 | 517.1275 | 0.1544 | 0.013 |
| Graders | 2015 | 2015Graders500 | 500 | 0.3261 | 3.72122 | 1.79107 | 0.1442 | 0.1327 | 0.0049 | 512.0975 | 0.1529 | 0.013 |
| Graders | 2015 | 2015Graders750 | 750 | 0.414 | 3.501 | 1.42 | 0.124 | 0.124 | 0.005 | 568.299 | 0.037 | 0.015 |
| Graders | 2016 | 2016Graders50 | 50 | 3.0846 | 6.51973 | 9.10623 | 0.8644 | 0.7952 | 0.005 | 528.2444 | 0.1593 | 0.014 |
| Graders | 2016 | 2016Graders120 | 120 | 1.1929 | 9.41488 | 4.82948 | 0.7799 | 0.7175 | 0.0048 | 503.1614 | 0.1518 | 0.013 |
| Graders | 2016 | 2016Graders175 | 175 | 0.8097 | 8.24966 | 3.91624 | 0.4635 | 0.4264 | 0.005 | 516.1305 | 0.1557 | 0.013 |
| Graders | 2016 | 2016Graders250 | 250 | 0.3983 | 5.6628 | 1.45911 | 0.184 | 0.1692 | 0.0049 | 511.6959 | 0.1543 | 0.013 |
| Graders | 2016 | 2016Graders500 | 500 | 0.3343 | 3.6858 | 1.77374 | 0.144 | 0.1325 | 0.0049 | 506.5064 | 0.1528 | 0.013 |
| Graders | 2016 | 2016Graders750 | 750 | 0.393 | 3.154 | 1.367 | 0.112 | 0.112 | 0.005 | 568.299 | 0.035 | 0.015 |
| Graders | 2017 | 2017Graders50 | 50 | 3.0068 | 6.423 | 8.97826 | 0.8434 | 0.776 | 0.005 | 520.0747 | 0.1593 | 0.013 |
| Graders | 2017 | 2017Graders120 | 120 | 1.1644 | 9.19125 | 4.81041 | 0.7585 | 0.6978 | 0.0048 | 495.9186 | 0.1519 | 0.013 |
| Graders | 2017 | 2017Graders175 | 175 | 0.7971 | 7.66265 | 3.84518 | 0.4304 | 0.396 | 0.0049 | 506.7478 | 0.1553 | 0.013 |
| Graders | 2017 | 2017Graders250 | 250 | 0.3961 | 5.52488 | 1.44905 | 0.1802 | 0.1658 | 0.0049 | 503.8022 | 0.1544 | 0.013 |
| Graders | 2017 | 2017Graders500 | 500 | 0.3342 | 3.55709 | 1.70747 | 0.1393 | 0.1282 | 0.0049 | 498.5996 | 0.1528 | 0.013 |
| Graders | 2017 | 2017Graders750 | 750 | 0.372 | 2.835 | 1.323 | 0.1 | 0.1 | 0.005 | 568.299 | 0.033 | 0.015 |
| Graders | 2018 | 2018Graders50 | 50 | 2.8087 | 6.17962 | 8.62631 | 0.7895 | 0.7264 | 0.005 | 511.9098 | 0.1594 | 0.013 |
| Graders | 2018 | 2018Graders120 | 120 | 1.0752 | 8.51954 | 4.69711 | 0.6971 | 0.6413 | 0.0048 | 487.6979 | 0.1518 | 0.012 |
| Graders | 2018 | 2018Graders175 | 175 | 0.6614 | 6.60465 | 3.70957 | 0.3713 | 0.3416 | 0.0049 | 497.3767 | 0.1548 | 0.013 |
| Graders | 2018 | 2018Graders250 | 250 | 0.3843 | 5.27094 | 1.41595 | 0.1713 | 0.1576 | 0.0049 | 495.431 | 0.1542 | 0.013 |
| Graders | 2018 | 2018Graders500 | 500 | 0.3243 | 3.34465 | 1.56446 | 0.1295 | 0.1191 | 0.0049 | 490.5758 | 0.1527 | 0.013 |
| Graders | 2018 | 2018Graders750 | 750 | 0.353 | 2.543 | 1.286 | 0.09 | 0.09 | 0.005 | 568.299 | 0.031 | 0.015 |
| Graders | 2019 | 2019Graders50 | 50 | 2.6164 | 5.94463 | 8.27912 | 0.7367 | 0.6778 | 0.005 | 503.7509 | 0.1594 | 0.013 |
| Graders | 2019 | 2019Graders120 | 120 | 1.0321 | 8.1592 | 4.6424 | 0.6653 | 0.612 | 0.0048 | 479.9011 | 0.1518 | 0.012 |
| Graders | 2019 | 2019Graders175 | 175 | 0.6088 | 6.01354 | 3.65586 | 0.3365 | 0.3096 | 0.0049 | 489.0419 | 0.1547 | 0.013 |
| Graders | 2019 | 2019Graders250 | 250 | 0.3599 | 4.86575 | 1.35927 | 0.1562 | 0.1437 | 0.0049 | 486.3288 | 0.1539 | 0.012 |
| Graders | 2019 | 2019Graders500 | 500 | 0.3227 | 3.21794 | 1.52849 | 0.1244 | 0.1145 | 0.0049 | 482.5879 | 0.1527 | 0.012 |
| Graders | 2019 | 2019Graders750 | 750 | 0.335 | 2.276 | 1.255 | 0.08 | 0.08 | 0.005 | 568.299 | 0.03 | 0.015 |
| Graders | 2020 | 2020Graders50 | 50 | 2.5164 | 5.82549 | 8.13394 | 0.7086 | 0.6519 | 0.005 | 492.8615 | 0.1594 | 0.013 |
| Graders | 2020 | 2020Graders120 | 120 | 0.976 | 7.72513 | 4.56142 | 0.622 | 0.5722 | 0.0048 | 469.3371 | 0.1518 | 0.012 |
| Graders | 2020 | 2020Graders175 | 175 | 0.5667 | 5.53045 | 3.62102 | 0.3085 | 0.2838 | 0.0049 | 478.0403 | 0.1546 | 0.012 |
| Graders | 2020 | 2020Graders250 | 250 | 0.3519 | 4.67787 | 1.34183 | 0.1495 | 0.1376 | 0.0049 | 475.3037 | 0.1537 | 0.012 |
| Graders | 2020 | 2020Graders500 | 500 | 0.322 | 3.10731 | 1.5256 | 0.1206 | 0.111 | 0.0049 | 471.9795 | 0.1526 | 0.012 |
| Graders | 2020 | 2020Graders750 | 750 | 0.319 | 2.031 | 1.229 | 0.072 | 0.072 | 0.005 | 568.299 | 0.028 | 0.015 |
| Graders | 2021 | 2021Graders50 | 50 | 2.2353 | 5.48468 | 7.62621 | 0.6313 | 0.5808 | 0.005 | 492.9352 | 0.1594 | 0.013 |
| Graders | 2021 | 2021Graders120 | 120 | 0.9009 | 7.12535 | 4.45175 | 0.5698 | 0.5242 | 0.0048 | 469.0701 | 0.1517 | 0.012 |
| Graders | 2021 | 2021Graders175 | 175 | 0.5053 | 4.83947 | 3.55896 | 0.27 | 0.2484 | 0.0049 | 478.5289 | 0.1548 | 0.012 |
| Graders | 2021 | 2021Graders250 | 250 | 0.335 | 4.38134 | 1.30687 | 0.1388 | 0.1277 | 0.0049 | 474.5386 | 0.1535 | 0.012 |
| Graders | 2021 | 2021Graders500 | 500 | 0.322 | 3.01257 | 1.46044 | 0.117 | 0.1077 | 0.0049 | 471.8981 | 0.1526 | 0.012 |
| Graders | 2021 | 2021Graders750 | 750 | 0.303 | 1.808 | 1.207 | 0.064 | 0.064 | 0.005 | 568.299 | 0.027 | 0.015 |
| Graders | 2022 | 2022Graders50 | 50 | 2.1061 | 5.33188 | 7.42848 | 0.5946 | 0.547 | 0.005 | 493.0249 | 0.1595 | 0.013 |
| Graders | 2022 | 2022Graders120 | 120 | 0.7954 | 6.36004 | 4.32966 | 0.4929 | 0.4534 | 0.0048 | 469.6301 | 0.1519 | 0.012 |
| Graders | 2022 | 2022Graders175 | 175 | 0.4403 | 4.12488 | 3.49283 | 0.2293 | 0.2109 | 0.0049 | 478.5664 | 0.1548 | 0.012 |
| Graders | 2022 | 2022Graders250 | 250 | 0.3069 | 3.8881 | 1.27327 | 0.1237 | 0.1138 | 0.0049 | 474.239 | 0.1534 | 0.012 |
| Graders | 2022 | 2022Graders500 | 500 | 0.311 | 2.80191 | 1.38967 | 0.1082 | 0.0986 | 0.0049 | 471.9278 | 0.1526 | 0.012 |
| Graders | 2022 | 2022Graders750 | 750 | 0.289 | 1.606 | 1.187 | 0.057 | 0.057 | 0.005 | 568.299 | 0.026 | 0.015 |
| Graders | 2023 | 2023Graders50 | 50 | 1.9468 | 5.14799 | 7.19094 | 0.5491 | 0.5052 | 0.0051 | 494.0202 | 0.1598 | 0.013 |
| Graders | 2023 | 2023Graders120 | 120 | 0.719 | 5.74006 | 4.22811 | 0.4357 | 0.4009 | 0.0048 | 469.2859 | 0.1518 | 0.012 |
| Graders | 2023 | 2023Graders175 | 175 | 0.3898 | 3.54785 | 3.45006 | 0.1953 | 0.1797 | 0.0049 | 478.4629 | 0.1547 | 0.012 |
| Graders | 2023 | 2023Graders250 | 250 | 0.2836 | 3.44101 | 1.25173 | 0.1115 | 0.1026 | 0.0049 | 473.9256 | 0.1533 | 0.012 |
| Graders | 2023 | 2023Graders500 | 500 | 0.3086 | 2.70451 | 1.38481 | 0.1051 | 0.0967 | 0.0049 | 471.0306 | 0.1523 | 0.012 |
| Graders | 2023 | 2023Graders750 | 750 | 0.276 | 1.425 | 1.17 | 0.051 | 0.051 | 0.005 | 568.3 | 0.024 | 0.015 |
| Graders | 2024 | 2024Graders50 | 50 | 1.8502 | 5.0278 | 7.05059 | 0.5204 | 0.4787 | 0.0051 | 493.7913 | 0.1597 | 0.013 |
| Graders | 2024 | 2024Graders120 | 120 | 0.6826 | 5.43389 | 4.20033 | 0.408 | 0.3753 | 0.0048 | 469.8708 | 0.1519 | 0.012 |
| Graders | 2024 | 2024Graders175 | 175 | 0.3638 | 3.20219 | 3.43239 | 0.1768 | 0.1626 | 0.0049 | 478.4965 | 0.1548 | 0.012 |
| Graders | 2024 | 2024Graders250 | 250 | 0.2622 | 3.07323 | 1.22497 | 0.0997 | 0.0917 | 0.0049 | 473.6685 | 0.1532 | 0.012 |
| Graders | 2024 | 2024Graders500 | 500 | 0.2926 | 2.43171 | 1.35613 | 0.0953 | 0.0877 | 0.0049 | 470.2664 | 0.1521 | 0.012 |
| Graders | 2024 | 2024Graders750 | 750 | 0.264 | 1.265 | 1.155 | 0.046 | 0.046 | 0.005 | 568.3 | 0.023 | 0.015 |
| Graders | 2025 | 2025Graders50 | 50 | 1.8644 | 5.04301 | 7.12535 | 0.5215 | 0.4798 | 0.0051 | 493.5322 | 0.1596 | 0.013 |
| Graders | 2025 | 2025Graders120 | 120 | 0.6378 | 5.07379 | 4.14911 | 0.3712 | 0.3415 | 0.0048 | 468.3155 | 0.1515 | 0.012 |
| Graders | 2025 | 2025Graders175 | 175 | 0.3288 | 2.77396 | 3.41759 | 0.1521 | 0.1399 | 0.0049 | 478.5084 | 0.1548 | 0.012 |
| Graders | 2025 | 2025Graders250 | 250 | 0.2301 | 2.55629 | 1.17888 | 0.0823 | 0.0757 | 0.0049 | 473.4704 | 0.1531 | 0.012 |
| Graders | 2025 | 2025Graders500 | 500 | 0.2796 | 2.26485 | 1.31461 | 0.088 | 0.0809 | 0.0049 | 470.7533 | 0.1523 | 0.012 |

| | | | | | | | | | | | | |
|---|---|---|---|---|---|---|---|---|---|---|---|---|
| Graders | 2025 | 2025Graders750 | 750 | 0.253 | 1.125 | 1.141 | 0.041 | 0.041 | 0.005 | 568.3 | 0.022 | 0.015 |
| Graders | 2030 | 2030Graders50 | 50 | 0.648 | 3.53 | 5.239 | 0.065 | 0.065 | 0.007 | 568.299 | 0.058 | 0.015 |
| Graders | 2030 | 2030Graders120 | 120 | 0.323 | 1.903 | 3.775 | 0.058 | 0.058 | 0.006 | 568.299 | 0.029 | 0.015 |
| Graders | 2030 | 2030Graders175 | 175 | 0.237 | 0.815 | 3.326 | 0.038 | 0.038 | 0.006 | 568.3 | 0.021 | 0.015 |
| Graders | 2030 | 2030Graders250 | 250 | 0.216 | 0.686 | 1.148 | 0.024 | 0.024 | 0.006 | 568.299 | 0.019 | 0.015 |
| Graders | 2030 | 2030Graders500 | 500 | 0.214 | 0.647 | 1.097 | 0.023 | 0.023 | 0.005 | 568.299 | 0.019 | 0.015 |
| Graders | 2030 | 2030Graders750 | 750 | 0.214 | 0.654 | 1.097 | 0.023 | 0.023 | 0.005 | 568.299 | 0.019 | 0.015 |
| Graders | 2035 | 2035Graders50 | 50 | 0.593 | 3.356 | 5.189 | 0.037 | 0.037 | 0.007 | 568.299 | 0.053 | 0.015 |
| Graders | 2035 | 2035Graders120 | 120 | 0.293 | 1.661 | 3.767 | 0.034 | 0.034 | 0.006 | 568.299 | 0.026 | 0.015 |
| Graders | 2035 | 2035Graders175 | 175 | 0.206 | 0.506 | 3.326 | 0.022 | 0.022 | 0.006 | 568.3 | 0.018 | 0.015 |
| Graders | 2035 | 2035Graders250 | 250 | 0.196 | 0.452 | 1.137 | 0.016 | 0.016 | 0.006 | 568.299 | 0.017 | 0.015 |
| Graders | 2035 | 2035Graders500 | 500 | 0.195 | 0.434 | 1.083 | 0.016 | 0.016 | 0.005 | 568.299 | 0.017 | 0.015 |
| Graders | 2035 | 2035Graders750 | 750 | 0.195 | 0.438 | 1.083 | 0.016 | 0.016 | 0.005 | 568.299 | 0.017 | 0.015 |
| Graders | 2040 | 2040Graders50 | 50 | 0.563 | 3.298 | 5.161 | 0.026 | 0.026 | 0.007 | 568.3 | 0.05 | 0.015 |
| Graders | 2040 | 2040Graders120 | 120 | 0.278 | 1.56 | 3.764 | 0.024 | 0.024 | 0.006 | 568.299 | 0.025 | 0.015 |
| Graders | 2040 | 2040Graders175 | 175 | 0.193 | 0.38 | 3.326 | 0.017 | 0.017 | 0.006 | 568.299 | 0.017 | 0.015 |
| Graders | 2040 | 2040Graders250 | 250 | 0.188 | 0.36 | 1.133 | 0.013 | 0.013 | 0.006 | 568.299 | 0.017 | 0.015 |
| Graders | 2040 | 2040Graders500 | 500 | 0.188 | 0.351 | 1.079 | 0.013 | 0.013 | 0.005 | 568.299 | 0.017 | 0.015 |
| Graders | 2040 | 2040Graders750 | 750 | 0.188 | 0.353 | 1.079 | 0.013 | 0.013 | 0.005 | 568.299 | 0.017 | 0.015 |
| Off-Highway Tractors | 1990 | 19900ff-Highway Tractors120 | 120 | 2.432 | 15.285 | 5.842 | 1.384 | 1.384 | 0.791 | 568.299 | 0.219 | 0.015 |
| Off-Highway Tractors | 1990 | 19900ff-Highway Tractors175 | 175 | 1.85 | 14.647 | 5.217 | 1.033 | 1.033 | 0.758 | 568.299 | 0.166 | 0.015 |
| Off-Highway Tractors | 1990 | 19900ff-Highway Tractors250 | 250 | 1.85 | 14.647 | 5.217 | 1.033 | 1.033 | 0.758 | 568.299 | 0.166 | 0.015 |
| Off-Highway Tractors | 1990 | 19900ff-Highway Tractors750 | 750 | 1.629 | 13.849 | 11.847 | 0.896 | 0.896 | 1.018 | 568.3 | 0.147 | 0.015 |
| Off-Highway Tractors | 1990 | 19900ff-Highway Tractors1000 | 1000 | 1.622 | 13.849 | 11.847 | 0.888 | 0.888 | 1.018 | 568.3 | 0.146 | 0.015 |
| Off-Highway Tractors | 2000 | 20000ff-Highway Tractors120 | 120 | 2.047 | 11.608 | 5.046 | 0.972 | 0.972 | 0.06 | 568.299 | 0.184 | 0.015 |
| Off-Highway Tractors | 2000 | 20000ff-Highway Tractors175 | 175 | 1.413 | 10.675 | 4.213 | 0.602 | 0.602 | 0.057 | 568.299 | 0.127 | 0.015 |
| Off-Highway Tractors | 2000 | 20000ff-Highway Tractors250 | 250 | 1.269 | 10.426 | 3.665 | 0.532 | 0.532 | 0.057 | 568.299 | 0.114 | 0.015 |
| Off-Highway Tractors | 2000 | 20000ff-Highway Tractors750 | 750 | 1.134 | 9.864 | 6.836 | 0.461 | 0.461 | 0.052 | 568.299 | 0.102 | 0.015 |
| Off-Highway Tractors | 2000 | 20000ff-Highway Tractors1000 | 1000 | 1.17 | 10.29 | 7.259 | 0.444 | 0.444 | 0.052 | 568.299 | 0.105 | 0.015 |
| Off-Highway Tractors | 2005 | 20050ff-Highway Tractors120 | 120 | 1.86 | 10.379 | 4.801 | 0.932 | 0.932 | 0.06 | 568.299 | 0.167 | 0.015 |
| Off-Highway Tractors | 2005 | 20050ff-Highway Tractors175 | 175 | 1.246 | 9.479 | 3.943 | 0.547 | 0.547 | 0.057 | 568.299 | 0.112 | 0.015 |
| Off-Highway Tractors | 2005 | 20050ff-Highway Tractors250 | 250 | 1.027 | 9.16 | 2.923 | 0.425 | 0.425 | 0.057 | 568.299 | 0.092 | 0.015 |
| Off-Highway Tractors | 2005 | 20050ff-Highway Tractors750 | 750 | 0.913 | 8.543 | 4.992 | 0.372 | 0.372 | 0.052 | 568.299 | 0.082 | 0.015 |
| Off-Highway Tractors | 2005 | 20050ff-Highway Tractors1000 | 1000 | 0.975 | 9.293 | 5.369 | 0.359 | 0.359 | 0.052 | 568.299 | 0.088 | 0.015 |
| Off-Highway Tractors | 2010 | 20100ff-Highway Tractors120 | 120 | 0.8438 | 7.39576 | 4.06859 | 0.6097 | 0.5609 | 0.0049 | 529.8898 | 0.1542 | 0.014 |
| Off-Highway Tractors | 2010 | 20100ff-Highway Tractors175 | 175 | 0.524 | 6.19445 | 3.25207 | 0.3224 | 0.2966 | 0.0049 | 526.0485 | 0.1531 | 0.013 |
| Off-Highway Tractors | 2010 | 20100ff-Highway Tractors250 | 250 | 0.4541 | 6.56823 | 1.80076 | 0.241 | 0.2218 | 0.0049 | 522.8212 | 0.1522 | 0.013 |
| Off-Highway Tractors | 2010 | 20100ff-Highway Tractors750 | 750 | 0.2973 | 4.74911 | 1.65183 | 0.1633 | 0.1503 | 0.0049 | 526.6401 | 0.1533 | 0.013 |
| Off-Highway Tractors | 2010 | 20100ff-Highway Tractors1000 | 1000 | 1.0381 | 12.2723 | 13.844 | 0.6244 | 0.5744 | 0.0049 | 524.505 | 0.1527 | 0.013 |
| Off-Highway Tractors | 2011 | 20110ff-Highway Tractors120 | 120 | 0.8053 | 7.12201 | 4.04749 | 0.5883 | 0.5412 | 0.0049 | 528.6123 | 0.1543 | 0.014 |
| Off-Highway Tractors | 2011 | 20110ff-Highway Tractors175 | 175 | 0.4947 | 5.88095 | 3.25718 | 0.307 | 0.2824 | 0.0049 | 524.5528 | 0.1531 | 0.013 |
| Off-Highway Tractors | 2011 | 20110ff-Highway Tractors250 | 250 | 0.4394 | 6.3706 | 1.73271 | 0.2308 | 0.2119 | 0.0049 | 521.5328 | 0.1522 | 0.013 |
| Off-Highway Tractors | 2011 | 20110ff-Highway Tractors750 | 750 | 0.3077 | 4.77936 | 1.66137 | 0.1661 | 0.1528 | 0.0049 | 525.3172 | 0.1533 | 0.013 |
| Off-Highway Tractors | 2011 | 20110ff-Highway Tractors1000 | 1000 | 1.0381 | 12.2723 | 13.844 | 0.6244 | 0.5744 | 0.0049 | 523.1938 | 0.1527 | 0.013 |
| Off-Highway Tractors | 2012 | 20120ff-Highway Tractors120 | 120 | 0.804 | 7.07175 | 4.07302 | 0.588 | 0.5409 | 0.0049 | 527.1281 | 0.1542 | 0.014 |
| Off-Highway Tractors | 2012 | 20120ff-Highway Tractors175 | 175 | 0.4819 | 5.70904 | 3.27598 | 0.2995 | 0.2755 | 0.0049 | 523.1986 | 0.1531 | 0.013 |
| Off-Highway Tractors | 2012 | 20120ff-Highway Tractors250 | 250 | 0.434 | 6.26835 | 1.70131 | 0.2249 | 0.2069 | 0.0049 | 520.2636 | 0.1522 | 0.013 |
| Off-Highway Tractors | 2012 | 20120ff-Highway Tractors750 | 750 | 0.318 | 4.80904 | 1.67078 | 0.1689 | 0.1554 | 0.0049 | 523.9941 | 0.1533 | 0.013 |
| Off-Highway Tractors | 2012 | 20120ff-Highway Tractors1000 | 1000 | 1.0381 | 12.2723 | 13.844 | 0.6244 | 0.5744 | 0.0049 | 521.8825 | 0.1527 | 0.013 |
| Off-Highway Tractors | 2013 | 20130ff-Highway Tractors120 | 120 | 0.769 | 6.79599 | 4.04714 | 0.564 | 0.5189 | 0.0049 | 524.1555 | 0.1541 | 0.013 |
| Off-Highway Tractors | 2013 | 20130ff-Highway Tractors175 | 175 | 0.4574 | 5.42114 | 3.28016 | 0.2809 | 0.2585 | 0.0049 | 520.6151 | 0.1531 | 0.013 |
| Off-Highway Tractors | 2013 | 20130ff-Highway Tractors250 | 250 | 0.4275 | 6.11434 | 1.67153 | 0.2187 | 0.2012 | 0.0049 | 517.5627 | 0.1522 | 0.013 |
| Off-Highway Tractors | 2013 | 20130ff-Highway Tractors750 | 750 | 0.2878 | 4.32547 | 1.42496 | 0.1491 | 0.1372 | 0.0049 | 519.6246 | 0.1528 | 0.013 |
| Off-Highway Tractors | 2013 | 20130ff-Highway Tractors1000 | 1000 | 1.0381 | 12.2723 | 13.844 | 0.6244 | 0.5744 | 0.0049 | 519.26 | 0.1527 | 0.013 |
| Off-Highway Tractors | 2014 | 20140ff-Highway Tractors120 | 120 | 0.6981 | 6.28073 | 3.97241 | 0.5133 | 0.4723 | 0.0049 | 520.8244 | 0.1539 | 0.013 |
| Off-Highway Tractors | 2014 | 20140ff-Highway Tractors175 | 175 | 0.4242 | 5.02525 | 3.26511 | 0.2577 | 0.2371 | 0.0049 | 518.1639 | 0.1531 | 0.013 |
| Off-Highway Tractors | 2014 | 20140ff-Highway Tractors250 | 250 | 0.4046 | 5.66092 | 1.62822 | 0.2031 | 0.1869 | 0.0049 | 514.3699 | 0.152 | 0.013 |
| Off-Highway Tractors | 2014 | 20140ff-Highway Tractors750 | 750 | 0.2665 | 4.00651 | 1.33448 | 0.133 | 0.1223 | 0.0049 | 516.904 | 0.1528 | 0.013 |
| Off-Highway Tractors | 2014 | 20140ff-Highway Tractors1000 | 1000 | 0.0846 | 2.27938 | 0.94694 | 0.0543 | 0.0499 | 0.0049 | 516.6375 | 0.1527 | 0.013 |
| Off-Highway Tractors | 2015 | 20150ff-Highway Tractors120 | 120 | 0.6744 | 6.06726 | 3.96474 | 0.4942 | 0.4547 | 0.0049 | 515.3203 | 0.1538 | 0.013 |
| Off-Highway Tractors | 2015 | 20150ff-Highway Tractors175 | 175 | 0.4017 | 4.72365 | 3.26419 | 0.2393 | 0.2201 | 0.0049 | 512.6079 | 0.153 | 0.013 |
| Off-Highway Tractors | 2015 | 20150ff-Highway Tractors250 | 250 | 0.4004 | 5.52773 | 1.60534 | 0.1989 | 0.183 | 0.0049 | 509.1895 | 0.152 | 0.013 |
| Off-Highway Tractors | 2015 | 20150ff-Highway Tractors750 | 750 | 0.2623 | 3.87437 | 1.17195 | 0.1262 | 0.1161 | 0.0049 | 511.0814 | 0.1526 | 0.013 |
| Off-Highway Tractors | 2015 | 20150ff-Highway Tractors1000 | 1000 | 0.096 | 2.29983 | 0.96003 | 0.0558 | 0.0513 | 0.0049 | 511.3924 | 0.1527 | 0.013 |
| Off-Highway Tractors | 2016 | 20160ff-Highway Tractors120 | 120 | 0.6246 | 5.6465 | 3.92464 | 0.4538 | 0.4175 | 0.0049 | 509.4472 | 0.1537 | 0.013 |
| Off-Highway Tractors | 2016 | 20160ff-Highway Tractors175 | 175 | 0.391 | 4.51093 | 3.27806 | 0.229 | 0.2105 | 0.0049 | 507.6294 | 0.1531 | 0.013 |
| Off-Highway Tractors | 2016 | 20160ff-Highway Tractors250 | 250 | 0.3587 | 4.92994 | 1.47177 | 0.1709 | 0.1572 | 0.0049 | 504.1229 | 0.1521 | 0.013 |
| Off-Highway Tractors | 2016 | 20160ff-Highway Tractors750 | 750 | 0.2519 | 3.57265 | 1.14348 | 0.1171 | 0.1077 | 0.0049 | 505.762 | 0.1526 | 0.013 |
| Off-Highway Tractors | 2016 | 20160ff-Highway Tractors1000 | 1000 | 0.1073 | 2.31987 | 0.97285 | 0.0573 | 0.0527 | 0.0049 | 506.1474 | 0.1527 | 0.013 |
| Off-Highway Tractors | 2017 | 20170ff-Highway Tractors120 | 120 | 0.5864 | 5.31726 | 3.90108 | 0.4229 | 0.389 | 0.0049 | 501.2453 | 0.1536 | 0.013 |
| Off-Highway Tractors | 2017 | 20170ff-Highway Tractors175 | 175 | 0.3559 | 4.02594 | 3.2589 | 0.2049 | 0.1885 | 0.0049 | 499.2446 | 0.153 | 0.013 |
| Off-Highway Tractors | 2017 | 20170ff-Highway Tractors250 | 250 | 0.3275 | 4.38216 | 1.403 | 0.1531 | 0.139 | 0.0049 | 496.4983 | 0.1521 | 0.013 |
| Off-Highway Tractors | 2017 | 20170ff-Highway Tractors750 | 750 | 0.2475 | 3.32351 | 1.14456 | 0.1138 | 0.1029 | 0.0049 | 497.6181 | 0.1525 | 0.013 |
| Off-Highway Tractors | 2017 | 20170ff-Highway Tractors1000 | 1000 | 0.1183 | 2.33951 | 0.98542 | 0.0588 | 0.0541 | 0.0049 | 498.2798 | 0.1527 | 0.013 |
| Off-Highway Tractors | 2018 | 20180ff-Highway Tractors120 | 120 | 0.5219 | 4.78732 | 3.83227 | 0.3728 | 0.343 | 0.0049 | 492.8709 | 0.1534 | 0.013 |
| Off-Highway Tractors | 2018 | 20180ff-Highway Tractors175 | 175 | 0.3149 | 3.49764 | 3.2191 | 0.1756 | 0.1616 | 0.0049 | 491.3128 | 0.153 | 0.013 |
| Off-Highway Tractors | 2018 | 20180ff-Highway Tractors250 | 250 | 0.2716 | 3.45421 | 1.29494 | 0.1186 | 0.1091 | 0.0049 | 488.6765 | 0.1521 | 0.013 |
| Off-Highway Tractors | 2018 | 20180ff-Highway Tractors750 | 750 | 0.1955 | 2.1656 | 1.11871 | 0.0805 | 0.0741 | 0.0049 | 490.1818 | 0.1526 | 0.013 |
| Off-Highway Tractors | 2018 | 20180ff-Highway Tractors1000 | 1000 | 0.1291 | 2.35874 | 0.99773 | 0.0602 | 0.0554 | 0.0049 | 490.4122 | 0.1527 | 0.013 |
| Off-Highway Tractors | 2019 | 20190ff-Highway Tractors120 | 120 | 0.4731 | 4.42145 | 3.79465 | 0.3311 | 0.3046 | 0.0049 | 484.2693 | 0.1532 | 0.012 |
| Off-Highway Tractors | 2019 | 20190ff-Highway Tractors175 | 175 | 0.2941 | 3.20755 | 3.21895 | 0.1586 | 0.1459 | 0.0049 | 483.4306 | 0.153 | 0.012 |
| Off-Highway Tractors | 2019 | 20190ff-Highway Tractors250 | 250 | 0.2385 | 2.9142 | 1.21832 | 0.0976 | 0.0898 | 0.0049 | 481.2751 | 0.1523 | 0.012 |
| Off-Highway Tractors | 2019 | 20190ff-Highway Tractors750 | 750 | 0.2052 | 2.17682 | 1.12934 | 0.082 | 0.0754 | 0.0049 | 482.3091 | 0.1526 | 0.012 |
| Off-Highway Tractors | 2019 | 20190ff-Highway Tractors1000 | 1000 | 0.1396 | 2.37757 | 1.00978 | 0.0616 | 0.0567 | 0.0049 | 482.5446 | 0.1527 | 0.012 |
| Off-Highway Tractors | 2020 | 20200ff-Highway Tractors120 | 120 | 0.4479 | 4.18317 | 3.78798 | 0.307 | 0.2825 | 0.0049 | 474.1481 | 0.1533 | 0.012 |
| Off-Highway Tractors | 2020 | 20200ff-Highway Tractors175 | 175 | 0.271 | 2.89032 | 3.21511 | 0.1402 | 0.129 | 0.0049 | 472.9169 | 0.153 | 0.012 |
| Off-Highway Tractors | 2020 | 20200ff-Highway Tractors250 | 250 | 0.2214 | 2.57547 | 1.1813 | 0.0862 | 0.0793 | 0.0049 | 470.943 | 0.1523 | 0.012 |
| Off-Highway Tractors | 2020 | 20200ff-Highway Tractors750 | 750 | 0.2034 | 2.04653 | 1.13143 | 0.0762 | 0.0701 | 0.0049 | 471.8151 | 0.1526 | 0.012 |
| Off-Highway Tractors | 2020 | 20200ff-Highway Tractors1000 | 1000 | 0.15 | 2.39599 | 1.02156 | 0.063 | 0.058 | 0.0049 | 472.0545 | 0.1527 | 0.012 |
| Off-Highway Tractors | 2021 | 20210ff-Highway Tractors120 | 120 | 0.3948 | 3.77306 | 3.74258 | 0.261 | 0.2401 | 0.0049 | 474.5155 | 0.1535 | 0.012 |
| Off-Highway Tractors | 2021 | 20210ff-Highway Tractors175 | 175 | 0.2587 | 2.65962 | 3.21953 | 0.1286 | 0.1183 | 0.0049 | 472.9236 | 0.153 | 0.012 |
| Off-Highway Tractors | 2021 | 20210ff-Highway Tractors250 | 250 | 0.1997 | 2.11341 | 1.16179 | 0.0723 | 0.0665 | 0.0049 | 471.0028 | 0.1523 | 0.012 |
| Off-Highway Tractors | 2021 | 20210ff-Highway Tractors750 | 750 | 0.1812 | 1.71505 | 1.12237 | 0.063 | 0.058 | 0.0049 | 471.8056 | 0.1526 | 0.012 |
| Off-Highway Tractors | 2021 | 20210ff-Highway Tractors1000 | 1000 | 0.1601 | 2.41401 | 1.0331 | 0.0644 | 0.0592 | 0.0049 | 472.0545 | 0.1527 | 0.012 |
| Off-Highway Tractors | 2022 | 20220ff-Highway Tractors120 | 120 | 0.3482 | 3.39986 | 3.70994 | 0.2194 | 0.2018 | 0.0049 | 475.2338 | 0.1537 | 0.012 |
| Off-Highway Tractors | 2022 | 20220ff-Highway Tractors175 | 175 | 0.2312 | 2.23877 | 3.18586 | 0.1073 | 0.0987 | 0.0049 | 472.8111 | 0.1529 | 0.012 |
| Off-Highway Tractors | 2022 | 20220ff-Highway Tractors250 | 250 | 0.1795 | 1.73242 | 1.14284 | 0.0601 | 0.0553 | 0.0049 | 471.1313 | 0.1524 | 0.012 |
| Off-Highway Tractors | 2022 | 20220ff-Highway Tractors750 | 750 | 0.171 | 1.43309 | 1.12111 | 0.0545 | 0.0501 | 0.0049 | 471.939 | 0.1526 | 0.012 |
| Off-Highway Tractors | 2022 | 20220ff-Highway Tractors1000 | 1000 | 0.1699 | 2.43162 | 1.04437 | 0.0657 | 0.0604 | 0.0049 | 472.0545 | 0.1527 | 0.012 |
| Off-Highway Tractors | 2023 | 20230ff-Highway Tractors120 | 120 | 0.3163 | 3.09527 | 3.68654 | 0.1871 | 0.1721 | 0.0049 | 476.0871 | 0.154 | 0.012 |
| Off-Highway Tractors | 2023 | 20230ff-Highway Tractors175 | 175 | 0.201 | 1.78476 | 3.14329 | 0.0854 | 0.0785 | 0.0049 | 472.9962 | 0.153 | 0.012 |
| Off-Highway Tractors | 2023 | 20230ff-Highway Tractors250 | 250 | 0.171 | 1.49148 | 1.13796 | 0.053 | 0.0487 | 0.0049 | 470.845 | 0.1523 | 0.012 |
| Off-Highway Tractors | 2023 | 20230ff-Highway Tractors750 | 750 | 0.1679 | 1.28868 | 1.12418 | 0.0508 | 0.0467 | 0.0049 | 471.9321 | 0.1526 | 0.012 |
| Off-Highway Tractors | 2023 | 20230ff-Highway Tractors1000 | 1000 | 0.1796 | 2.44883 | 1.05538 | 0.067 | 0.0616 | 0.0049 | 472.0545 | 0.1527 | 0.012 |
| Off-Highway Tractors | 2024 | 20240ff-Highway Tractors120 | 120 | 0.3018 | 2.94932 | 3.69095 | 0.1705 | 0.1569 | 0.0049 | 476.3731 | 0.1541 | 0.012 |
| Off-Highway Tractors | 2024 | 20240ff-Highway Tractors175 | 175 | 0.1826 | 1.49579 | 3.1328 | 0.0715 | 0.0658 | 0.0049 | 473.097 | 0.153 | 0.012 |
| Off-Highway Tractors | 2024 | 20240ff-Highway Tractors250 | 250 | 0.1689 | 1.37732 | 1.13461 | 0.0491 | 0.0452 | 0.0049 | 470.6894 | 0.1522 | 0.012 |
| Off-Highway Tractors | 2024 | 20240ff-Highway Tractors750 | 750 | 0.1686 | 1.23477 | 1.13006 | 0.0483 | 0.0444 | 0.0049 | 471.9247 | 0.1526 | 0.012 |
| Off-Highway Tractors | 2024 | 20240ff-Highway Tractors1000 | 1000 | 0.189 | 2.46563 | 1.06613 | 0.0682 | 0.0628 | 0.0049 | 472.0545 | 0.1527 | 0.012 |
| Off-Highway Tractors | 2025 | 20250ff-Highway Tractors120 | 120 | 0.2759 | 2.70745 | 3.66914 | 0.1639 | 0.1324 | 0.0049 | 476.9211 | 0.1542 | 0.012 |
| Off-Highway Tractors | 2025 | 20250ff-Highway Tractors175 | 175 | 0.1752 | 1.34858 | 3.14246 | 0.0647 | 0.0595 | 0.0049 | 473.3021 | 0.1531 | 0.012 |
| Off-Highway Tractors | 2025 | 20250ff-Highway Tractors250 | 250 | 0.1545 | 1.11624 | 1.13017 | 0.04 | 0.0368 | 0.0049 | 470.861 | 0.1523 | 0.012 |
| Off-Highway Tractors | 2025 | 20250ff-Highway Tractors750 | 750 | 0.1673 | 1.11804 | 1.13452 | 0.0451 | 0.0414 | 0.0049 | 471.9169 | 0.1526 | 0.012 |
| Off-Highway Tractors | 2025 | 20250ff-Highway Tractors1000 | 1000 | 0.1982 | 2.48203 | 1.07663 | 0.0595 | 0.0539 | 0.0049 | 472.0545 | 0.1527 | 0.012 |
| Off-Highway Tractors | 2030 | 20300ff-Highway Tractors120 | 120 | 0.518 | 2.959 | 3.946 | 0.175 | 0.175 | 0.006 | 568.299 | 0.046 | 0.015 |
| Off-Highway Tractors | 2030 | 20300ff-Highway Tractors175 | 175 | 0.373 | 1.916 | 3.435 | 0.104 | 0.104 | 0.006 | 568.299 | 0.033 | 0.015 |
| Off-Highway Tractors | 2030 | 20300ff-Highway Tractors250 | 250 | 0.315 | 1.715 | 1.286 | 0.064 | 0.064 | 0.006 | 568.299 | 0.028 | 0.015 |
| Off-Highway Tractors | 2030 | 20300ff-Highway Tractors750 | 750 | 0.304 | 1.59 | 1.351 | 0.06 | 0.06 | 0.005 | 568.299 | 0.027 | 0.015 |
| Off-Highway Tractors | 2030 | 20300ff-Highway Tractors1000 | 1000 | 0.318 | 3.569 | 1.409 | 0.078 | 0.078 | 0.005 | 568.3 | 0.028 | 0.015 |
| Off-Highway Tractors | 2035 | 20350ff-Highway Tractors120 | 120 | 0.418 | 2.35 | 3.902 | 0.107 | 0.107 | 0.006 | 568.299 | 0.037 | 0.015 |
| Off-Highway Tractors | 2035 | 20350ff-Highway Tractors175 | 175 | 0.301 | 1.252 | 3.421 | 0.065 | 0.065 | 0.006 | 568.299 | 0.027 | 0.015 |
| Off-Highway Tractors | 2035 | 20350ff-Highway Tractors250 | 250 | 0.268 | 1.115 | 1.232 | 0.042 | 0.042 | 0.006 | 568.299 | 0.024 | 0.015 |
| Off-Highway Tractors | 2035 | 20350ff-Highway Tractors750 | 750 | 0.262 | 1.045 | 1.238 | 0.04 | 0.04 | 0.005 | 568.299 | 0.023 | 0.015 |

| | | | | | | | | | | | | |
|---|---|---|---|---|---|---|---|---|---|---|---|---|
| Off-Highway Tractors | 2035 | 2035Off-Highway Tractors1000 | 1000 | 0.269 | 3.116 | 1.268 | 0.056 | 0.056 | 0.005 | 568.299 | 0.024 | 0.015 |
| Off-Highway Tractors | 2040 | 2040Off-Highway Tractors120 | 120 | 0.362 | 1.976 | 3.878 | 0.067 | 0.067 | 0.006 | 568.299 | 0.032 | 0.015 |
| Off-Highway Tractors | 2040 | 2040Off-Highway Tractors175 | 175 | 0.257 | 0.836 | 3.412 | 0.041 | 0.041 | 0.006 | 568.299 | 0.023 | 0.015 |
| Off-Highway Tractors | 2040 | 2040Off-Highway Tractors250 | 250 | 0.237 | 0.747 | 1.198 | 0.028 | 0.028 | 0.006 | 568.299 | 0.021 | 0.015 |
| Off-Highway Tractors | 2040 | 2040Off-Highway Tractors750 | 750 | 0.236 | 0.71 | 1.164 | 0.027 | 0.027 | 0.005 | 568.299 | 0.021 | 0.015 |
| Off-Highway Tractors | 2040 | 2040Off-Highway Tractors1000 | 1000 | 0.238 | 2.844 | 1.183 | 0.042 | 0.042 | 0.005 | 568.299 | 0.021 | 0.015 |
| Off-Highway Trucks | 1990 | 1990Off-Highway Trucks175 | 175 | 2.005 | 15.394 | 5.36 | 1.133 | 1.133 | 0.758 | 568.299 | 0.18 | 0.015 |
| Off-Highway Trucks | 1990 | 1990Off-Highway Trucks250 | 250 | 2.005 | 15.394 | 5.36 | 1.133 | 1.133 | 0.758 | 568.299 | 0.18 | 0.015 |
| Off-Highway Trucks | 1990 | 1990Off-Highway Trucks500 | 500 | 1.757 | 14.499 | 12.538 | 0.959 | 0.959 | 0.662 | 568.299 | 0.158 | 0.015 |
| Off-Highway Trucks | 1990 | 1990Off-Highway Trucks750 | 750 | 1.757 | 14.499 | 12.538 | 0.976 | 0.976 | 1.018 | 568.299 | 0.158 | 0.015 |
| Off-Highway Trucks | 1990 | 1990Off-Highway Trucks1000 | 1000 | 1.746 | 14.499 | 12.538 | 0.963 | 0.963 | 1.018 | 568.3 | 0.157 | 0.015 |
| Off-Highway Trucks | 2000 | 2000Off-Highway Trucks175 | 175 | 1.278 | 9.57 | 3.772 | 0.548 | 0.548 | 0.057 | 568.299 | 0.115 | 0.015 |
| Off-Highway Trucks | 2000 | 2000Off-Highway Trucks250 | 250 | 1.039 | 9.178 | 2.896 | 0.425 | 0.425 | 0.057 | 568.299 | 0.093 | 0.015 |
| Off-Highway Trucks | 2000 | 2000Off-Highway Trucks500 | 500 | 0.94 | 8.675 | 4.214 | 0.376 | 0.376 | 0.05 | 568.299 | 0.084 | 0.015 |
| Off-Highway Trucks | 2000 | 2000Off-Highway Trucks750 | 750 | 0.94 | 8.675 | 4.214 | 0.376 | 0.376 | 0.052 | 568.299 | 0.084 | 0.015 |
| Off-Highway Trucks | 2000 | 2000Off-Highway Trucks1000 | 1000 | 1.003 | 9.339 | 4.878 | 0.355 | 0.355 | 0.052 | 568.3 | 0.09 | 0.015 |
| Off-Highway Trucks | 2005 | 2005Off-Highway Trucks175 | 175 | 1.075 | 8.1 | 3.531 | 0.481 | 0.481 | 0.057 | 568.299 | 0.097 | 0.015 |
| Off-Highway Trucks | 2005 | 2005Off-Highway Trucks250 | 250 | 0.748 | 7.652 | 1.978 | 0.291 | 0.291 | 0.057 | 568.299 | 0.067 | 0.015 |
| Off-Highway Trucks | 2005 | 2005Off-Highway Trucks500 | 500 | 0.669 | 6.848 | 2.332 | 0.26 | 0.26 | 0.05 | 568.299 | 0.06 | 0.015 |
| Off-Highway Trucks | 2005 | 2005Off-Highway Trucks750 | 750 | 0.677 | 7.052 | 2.33 | 0.264 | 0.264 | 0.052 | 568.299 | 0.061 | 0.015 |
| Off-Highway Trucks | 2005 | 2005Off-Highway Trucks1000 | 1000 | 0.773 | 8.177 | 2.812 | 0.266 | 0.265 | 0.052 | 568.299 | 0.069 | 0.015 |
| Off-Highway Trucks | 2010 | 2010Off-Highway Trucks175 | 175 | 0.6375 | 6.59182 | 3.51002 | 0.3905 | 0.3592 | 0.0048 | 522.6455 | 0.1521 | 0.013 |
| Off-Highway Trucks | 2010 | 2010Off-Highway Trucks250 | 250 | 0.5524 | 6.86617 | 2.13151 | 0.29 | 0.2668 | 0.0048 | 521.8781 | 0.1519 | 0.013 |
| Off-Highway Trucks | 2010 | 2010Off-Highway Trucks500 | 500 | 0.4301 | 5.52051 | 2.32222 | 0.2133 | 0.1962 | 0.0049 | 528.8078 | 0.1539 | 0.014 |
| Off-Highway Trucks | 2010 | 2010Off-Highway Trucks750 | 750 | 0.5327 | 6.54487 | 3.68555 | 0.2757 | 0.2537 | 0.0049 | 530.4366 | 0.1544 | 0.014 |
| Off-Highway Trucks | 2010 | 2010Off-Highway Trucks1000 | 1000 | 0.462 | 7.15365 | 2.05613 | 0.2114 | 0.1945 | 0.0049 | 526.5915 | 0.1533 | 0.013 |
| Off-Highway Trucks | 2011 | 2011Off-Highway Trucks175 | 175 | 0.592 | 6.13879 | 3.48667 | 0.357 | 0.3284 | 0.0048 | 521.3222 | 0.1521 | 0.013 |
| Off-Highway Trucks | 2011 | 2011Off-Highway Trucks250 | 250 | 0.5382 | 6.53722 | 2.08881 | 0.2783 | 0.256 | 0.0048 | 520.1539 | 0.1518 | 0.013 |
| Off-Highway Trucks | 2011 | 2011Off-Highway Trucks500 | 500 | 0.4332 | 5.39802 | 2.27798 | 0.2097 | 0.1929 | 0.0049 | 527.2602 | 0.1539 | 0.014 |
| Off-Highway Trucks | 2011 | 2011Off-Highway Trucks750 | 750 | 0.541 | 6.51376 | 3.68121 | 0.2762 | 0.2541 | 0.0049 | 529.0143 | 0.1544 | 0.014 |
| Off-Highway Trucks | 2011 | 2011Off-Highway Trucks1000 | 1000 | 0.4623 | 7.09609 | 2.03783 | 0.2112 | 0.1943 | 0.0049 | 524.7459 | 0.1531 | 0.013 |
| Off-Highway Trucks | 2012 | 2012Off-Highway Trucks175 | 175 | 0.5918 | 6.0668 | 3.51164 | 0.3535 | 0.3252 | 0.0048 | 519.901 | 0.1521 | 0.013 |
| Off-Highway Trucks | 2012 | 2012Off-Highway Trucks250 | 250 | 0.5429 | 6.43814 | 2.1013 | 0.2767 | 0.2546 | 0.0048 | 518.7133 | 0.1517 | 0.013 |
| Off-Highway Trucks | 2012 | 2012Off-Highway Trucks500 | 500 | 0.4419 | 5.37678 | 2.29017 | 0.2102 | 0.1934 | 0.0049 | 525.9398 | 0.1539 | 0.013 |
| Off-Highway Trucks | 2012 | 2012Off-Highway Trucks750 | 750 | 0.5557 | 6.55684 | 3.73128 | 0.2804 | 0.2579 | 0.0049 | 527.6141 | 0.1543 | 0.014 |
| Off-Highway Trucks | 2012 | 2012Off-Highway Trucks1000 | 1000 | 0.4698 | 7.10377 | 2.05327 | 0.2133 | 0.1962 | 0.0049 | 523.3305 | 0.1531 | 0.013 |
| Off-Highway Trucks | 2013 | 2013Off-Highway Trucks175 | 175 | 0.5645 | 5.78297 | 3.51059 | 0.3302 | 0.3038 | 0.0048 | 517.0124 | 0.152 | 0.013 |
| Off-Highway Trucks | 2013 | 2013Off-Highway Trucks250 | 250 | 0.524 | 6.05816 | 2.04802 | 0.2628 | 0.2418 | 0.0048 | 515.8273 | 0.1517 | 0.013 |
| Off-Highway Trucks | 2013 | 2013Off-Highway Trucks500 | 500 | 0.4222 | 5.06239 | 2.17762 | 0.1965 | 0.1808 | 0.0049 | 523.5459 | 0.1539 | 0.013 |
| Off-Highway Trucks | 2013 | 2013Off-Highway Trucks750 | 750 | 0.5424 | 6.30864 | 3.55888 | 0.2684 | 0.2469 | 0.0049 | 525.1075 | 0.1544 | 0.013 |
| Off-Highway Trucks | 2013 | 2013Off-Highway Trucks1000 | 1000 | 0.4563 | 6.89277 | 1.9094 | 0.2052 | 0.1888 | 0.0049 | 520.5876 | 0.1531 | 0.013 |
| Off-Highway Trucks | 2014 | 2014Off-Highway Trucks175 | 175 | 0.5127 | 5.21922 | 3.47308 | 0.2921 | 0.2688 | 0.0048 | 514.0574 | 0.1519 | 0.013 |
| Off-Highway Trucks | 2014 | 2014Off-Highway Trucks250 | 250 | 0.4829 | 5.4411 | 1.93163 | 0.2355 | 0.2166 | 0.0048 | 512.8333 | 0.1515 | 0.013 |
| Off-Highway Trucks | 2014 | 2014Off-Highway Trucks500 | 500 | 0.3934 | 4.68575 | 2.07518 | 0.1795 | 0.1652 | 0.0049 | 521.0573 | 0.154 | 0.013 |
| Off-Highway Trucks | 2014 | 2014Off-Highway Trucks750 | 750 | 0.4848 | 5.57816 | 2.95299 | 0.2307 | 0.2123 | 0.0049 | 521.2295 | 0.154 | 0.013 |
| Off-Highway Trucks | 2014 | 2014Off-Highway Trucks1000 | 1000 | 0.4145 | 6.35534 | 1.77934 | 0.1872 | 0.1723 | 0.0049 | 516.9385 | 0.1528 | 0.013 |
| Off-Highway Trucks | 2015 | 2015Off-Highway Trucks175 | 175 | 0.5082 | 5.10449 | 3.48853 | 0.2844 | 0.2616 | 0.0048 | 508.7011 | 0.1519 | 0.013 |
| Off-Highway Trucks | 2015 | 2015Off-Highway Trucks250 | 250 | 0.4734 | 5.24228 | 1.89994 | 0.2267 | 0.2086 | 0.0048 | 507.8087 | 0.1516 | 0.013 |
| Off-Highway Trucks | 2015 | 2015Off-Highway Trucks500 | 500 | 0.3865 | 4.52794 | 2.0367 | 0.173 | 0.1591 | 0.0049 | 515.8419 | 0.154 | 0.013 |
| Off-Highway Trucks | 2015 | 2015Off-Highway Trucks750 | 750 | 0.4517 | 5.12427 | 2.61969 | 0.2085 | 0.1918 | 0.0049 | 514.6436 | 0.1536 | 0.013 |
| Off-Highway Trucks | 2015 | 2015Off-Highway Trucks1000 | 1000 | 0.411 | 6.28012 | 1.77206 | 0.1846 | 0.1698 | 0.0049 | 511.1369 | 0.1526 | 0.013 |
| Off-Highway Trucks | 2016 | 2016Off-Highway Trucks175 | 175 | 0.473 | 4.64707 | 3.45883 | 0.2577 | 0.237 | 0.0048 | 503.5515 | 0.1519 | 0.013 |
| Off-Highway Trucks | 2016 | 2016Off-Highway Trucks250 | 250 | 0.4458 | 4.82646 | 1.82977 | 0.2077 | 0.1911 | 0.0048 | 502.4732 | 0.1516 | 0.013 |
| Off-Highway Trucks | 2016 | 2016Off-Highway Trucks500 | 500 | 0.3514 | 4.04798 | 1.88523 | 0.1527 | 0.1405 | 0.0049 | 509.8604 | 0.1538 | 0.013 |
| Off-Highway Trucks | 2016 | 2016Off-Highway Trucks750 | 750 | 0.418 | 4.64247 | 2.43646 | 0.1866 | 0.1717 | 0.0049 | 508.3916 | 0.1533 | 0.013 |
| Off-Highway Trucks | 2016 | 2016Off-Highway Trucks1000 | 1000 | 0.3929 | 6.0352 | 1.70739 | 0.1754 | 0.1614 | 0.0049 | 505.7218 | 0.1525 | 0.013 |
| Off-Highway Trucks | 2017 | 2017Off-Highway Trucks175 | 175 | 0.4413 | 4.23649 | 3.43636 | 0.2334 | 0.2147 | 0.0048 | 495.924 | 0.152 | 0.013 |
| Off-Highway Trucks | 2017 | 2017Off-Highway Trucks250 | 250 | 0.4172 | 4.36785 | 1.75281 | 0.1887 | 0.1736 | 0.0048 | 494.7935 | 0.1516 | 0.013 |
| Off-Highway Trucks | 2017 | 2017Off-Highway Trucks500 | 500 | 0.3253 | 3.66841 | 1.74773 | 0.1362 | 0.1253 | 0.0049 | 501.4368 | 0.1536 | 0.013 |
| Off-Highway Trucks | 2017 | 2017Off-Highway Trucks750 | 750 | 0.3937 | 4.25656 | 2.35644 | 0.1702 | 0.1566 | 0.0049 | 500.1987 | 0.1533 | 0.013 |
| Off-Highway Trucks | 2017 | 2017Off-Highway Trucks1000 | 1000 | 0.362 | 5.65254 | 1.54555 | 0.1591 | 0.1463 | 0.0049 | 497.1154 | 0.1523 | 0.013 |
| Off-Highway Trucks | 2018 | 2018Off-Highway Trucks175 | 175 | 0.3834 | 3.54273 | 3.38333 | 0.1922 | 0.1768 | 0.0048 | 488.0439 | 0.1519 | 0.013 |
| Off-Highway Trucks | 2018 | 2018Off-Highway Trucks250 | 250 | 0.3407 | 3.45071 | 1.54329 | 0.1413 | 0.13 | 0.0048 | 487.6353 | 0.1518 | 0.012 |
| Off-Highway Trucks | 2018 | 2018Off-Highway Trucks500 | 500 | 0.287 | 3.08995 | 1.5595 | 0.1128 | 0.1038 | 0.0049 | 493.5059 | 0.1536 | 0.013 |
| Off-Highway Trucks | 2018 | 2018Off-Highway Trucks750 | 750 | 0.3478 | 3.69054 | 2.17619 | 0.1431 | 0.1316 | 0.0049 | 492.1136 | 0.1532 | 0.013 |
| Off-Highway Trucks | 2018 | 2018Off-Highway Trucks1000 | 1000 | 0.2966 | 4.85753 | 1.35734 | 0.1265 | 0.1163 | 0.0048 | 487.7902 | 0.1519 | 0.012 |
| Off-Highway Trucks | 2019 | 2019Off-Highway Trucks175 | 175 | 0.3225 | 2.82463 | 3.32598 | 0.1494 | 0.1375 | 0.0049 | 480.3623 | 0.152 | 0.012 |
| Off-Highway Trucks | 2019 | 2019Off-Highway Trucks250 | 250 | 0.307 | 2.98481 | 1.46079 | 0.119 | 0.1095 | 0.0049 | 480.1703 | 0.1519 | 0.012 |
| Off-Highway Trucks | 2019 | 2019Off-Highway Trucks500 | 500 | 0.2635 | 2.66851 | 1.48346 | 0.097 | 0.0893 | 0.0049 | 485.3832 | 0.1536 | 0.012 |
| Off-Highway Trucks | 2019 | 2019Off-Highway Trucks750 | 750 | 0.3269 | 3.32044 | 2.04129 | 0.1286 | 0.1183 | 0.0049 | 483.2182 | 0.1529 | 0.012 |
| Off-Highway Trucks | 2019 | 2019Off-Highway Trucks1000 | 1000 | 0.2952 | 4.76495 | 1.3561 | 0.1242 | 0.1142 | 0.0049 | 480.3479 | 0.152 | 0.012 |
| Off-Highway Trucks | 2020 | 2020Off-Highway Trucks175 | 175 | 0.3099 | 2.62769 | 3.3388 | 0.137 | 0.126 | 0.0049 | 470.0967 | 0.152 | 0.012 |
| Off-Highway Trucks | 2020 | 2020Off-Highway Trucks250 | 250 | 0.2748 | 2.50726 | 1.39106 | 0.0977 | 0.0899 | 0.0049 | 470.1675 | 0.1521 | 0.012 |
| Off-Highway Trucks | 2020 | 2020Off-Highway Trucks500 | 500 | 0.2461 | 2.34677 | 1.41417 | 0.0855 | 0.0787 | 0.0049 | 474.5787 | 0.1535 | 0.012 |
| Off-Highway Trucks | 2020 | 2020Off-Highway Trucks750 | 750 | 0.3123 | 3.05816 | 2.02683 | 0.1196 | 0.11 | 0.0049 | 472.7499 | 0.1529 | 0.012 |
| Off-Highway Trucks | 2020 | 2020Off-Highway Trucks1000 | 1000 | 0.303 | 4.79365 | 1.37163 | 0.1252 | 0.1152 | 0.0049 | 469.8892 | 0.152 | 0.012 |
| Off-Highway Trucks | 2021 | 2021Off-Highway Trucks175 | 175 | 0.2784 | 2.24626 | 3.32405 | 0.1131 | 0.1041 | 0.0049 | 470.2898 | 0.1521 | 0.012 |
| Off-Highway Trucks | 2021 | 2021Off-Highway Trucks250 | 250 | 0.2494 | 2.10869 | 1.34839 | 0.0821 | 0.0755 | 0.0049 | 470.1932 | 0.1521 | 0.012 |
| Off-Highway Trucks | 2021 | 2021Off-Highway Trucks500 | 500 | 0.2249 | 1.95357 | 1.33781 | 0.0717 | 0.0659 | 0.0049 | 474.542 | 0.1535 | 0.012 |
| Off-Highway Trucks | 2021 | 2021Off-Highway Trucks750 | 750 | 0.2932 | 2.66798 | 1.93522 | 0.1064 | 0.0979 | 0.0049 | 472.991 | 0.153 | 0.012 |
| Off-Highway Trucks | 2021 | 2021Off-Highway Trucks1000 | 1000 | 0.2558 | 4.15817 | 1.25154 | 0.0988 | 0.0909 | 0.0049 | 471.0552 | 0.1523 | 0.012 |
| Off-Highway Trucks | 2022 | 2022Off-Highway Trucks175 | 175 | 0.2408 | 1.81091 | 3.28383 | 0.0877 | 0.0807 | 0.0049 | 470.1813 | 0.1521 | 0.012 |
| Off-Highway Trucks | 2022 | 2022Off-Highway Trucks250 | 250 | 0.2145 | 1.61794 | 1.27852 | 0.0637 | 0.0586 | 0.0049 | 469.6151 | 0.1519 | 0.012 |
| Off-Highway Trucks | 2022 | 2022Off-Highway Trucks500 | 500 | 0.1961 | 1.48975 | 1.24664 | 0.0542 | 0.0498 | 0.0049 | 474.7136 | 0.1535 | 0.012 |
| Off-Highway Trucks | 2022 | 2022Off-Highway Trucks750 | 750 | 0.2633 | 2.26799 | 1.74571 | 0.0877 | 0.0806 | 0.0049 | 473.9773 | 0.1533 | 0.012 |
| Off-Highway Trucks | 2022 | 2022Off-Highway Trucks1000 | 1000 | 0.2339 | 3.84239 | 1.2141 | 0.0859 | 0.079 | 0.0049 | 472.3437 | 0.1528 | 0.012 |
| Off-Highway Trucks | 2023 | 2023Off-Highway Trucks175 | 175 | 0.2358 | 1.68277 | 3.30432 | 0.0807 | 0.0742 | 0.0049 | 470.2917 | 0.1521 | 0.012 |
| Off-Highway Trucks | 2023 | 2023Off-Highway Trucks250 | 250 | 0.2069 | 1.45572 | 1.27325 | 0.059 | 0.0543 | 0.0048 | 469.4464 | 0.1518 | 0.012 |
| Off-Highway Trucks | 2023 | 2023Off-Highway Trucks500 | 500 | 0.187 | 1.32428 | 1.22057 | 0.0479 | 0.0441 | 0.0049 | 475.0488 | 0.1536 | 0.012 |
| Off-Highway Trucks | 2023 | 2023Off-Highway Trucks750 | 750 | 0.2628 | 2.18151 | 1.71923 | 0.0844 | 0.0776 | 0.0049 | 473.7666 | 0.1532 | 0.012 |
| Off-Highway Trucks | 2023 | 2023Off-Highway Trucks1000 | 1000 | 0.2137 | 3.54374 | 1.19398 | 0.0739 | 0.068 | 0.0049 | 472.8574 | 0.1529 | 0.012 |
| Off-Highway Trucks | 2024 | 2024Off-Highway Trucks175 | 175 | 0.2239 | 1.49436 | 3.3248 | 0.0699 | 0.0644 | 0.0049 | 470.2638 | 0.1521 | 0.012 |
| Off-Highway Trucks | 2024 | 2024Off-Highway Trucks250 | 250 | 0.202 | 1.35543 | 1.25915 | 0.0542 | 0.0499 | 0.0048 | 469.1126 | 0.1517 | 0.012 |
| Off-Highway Trucks | 2024 | 2024Off-Highway Trucks500 | 500 | 0.1845 | 1.23518 | 1.20637 | 0.0445 | 0.0409 | 0.0049 | 475.2203 | 0.1537 | 0.012 |
| Off-Highway Trucks | 2024 | 2024Off-Highway Trucks750 | 750 | 0.2589 | 2.08486 | 1.64986 | 0.0792 | 0.0729 | 0.0049 | 473.8394 | 0.1532 | 0.012 |
| Off-Highway Trucks | 2024 | 2024Off-Highway Trucks1000 | 1000 | 0.2088 | 3.43925 | 1.19994 | 0.0694 | 0.0639 | 0.0049 | 473.0969 | 0.153 | 0.012 |
| Off-Highway Trucks | 2025 | 2025Off-Highway Trucks175 | 175 | 0.2137 | 1.3354 | 3.32765 | 0.0648 | 0.0596 | 0.0049 | 470.0035 | 0.152 | 0.012 |
| Off-Highway Trucks | 2025 | 2025Off-Highway Trucks250 | 250 | 0.1849 | 1.12886 | 1.21268 | 0.0432 | 0.0397 | 0.0048 | 469.1258 | 0.1517 | 0.012 |
| Off-Highway Trucks | 2025 | 2025Off-Highway Trucks500 | 500 | 0.1773 | 1.06379 | 1.18233 | 0.038 | 0.035 | 0.0049 | 474.9697 | 0.1536 | 0.012 |
| Off-Highway Trucks | 2025 | 2025Off-Highway Trucks750 | 750 | 0.2353 | 1.75055 | 1.57807 | 0.066 | 0.0607 | 0.0049 | 476.314 | 0.154 | 0.012 |
| Off-Highway Trucks | 2025 | 2025Off-Highway Trucks1000 | 1000 | 0.1871 | 3.13521 | 1.14565 | 0.0566 | 0.0521 | 0.0049 | 473.3693 | 0.1531 | 0.012 |
| Off-Highway Trucks | 2030 | 2030Off-Highway Trucks175 | 175 | 0.229 | 0.563 | 3.425 | 0.025 | 0.025 | 0.006 | 568.299 | 0.02 | 0.015 |
| Off-Highway Trucks | 2030 | 2030Off-Highway Trucks250 | 250 | 0.217 | 0.481 | 1.166 | 0.017 | 0.017 | 0.006 | 568.3 | 0.019 | 0.015 |
| Off-Highway Trucks | 2030 | 2030Off-Highway Trucks500 | 500 | 0.216 | 0.458 | 1.104 | 0.017 | 0.017 | 0.005 | 568.299 | 0.019 | 0.015 |
| Off-Highway Trucks | 2030 | 2030Off-Highway Trucks750 | 750 | 0.217 | 0.463 | 1.104 | 0.017 | 0.017 | 0.005 | 568.299 | 0.019 | 0.015 |
| Off-Highway Trucks | 2030 | 2030Off-Highway Trucks1000 | 1000 | 0.22 | 2.651 | 1.107 | 0.033 | 0.033 | 0.005 | 568.3 | 0.019 | 0.015 |
| Off-Highway Trucks | 2035 | 2035Off-Highway Trucks175 | 175 | 0.211 | 0.38 | 3.425 | 0.016 | 0.016 | 0.006 | 568.299 | 0.019 | 0.015 |
| Off-Highway Trucks | 2035 | 2035Off-Highway Trucks250 | 250 | 0.208 | 0.353 | 1.167 | 0.013 | 0.013 | 0.006 | 568.299 | 0.018 | 0.015 |
| Off-Highway Trucks | 2035 | 2035Off-Highway Trucks500 | 500 | 0.208 | 0.348 | 1.105 | 0.013 | 0.013 | 0.005 | 568.299 | 0.018 | 0.015 |
| Off-Highway Trucks | 2035 | 2035Off-Highway Trucks750 | 750 | 0.208 | 0.348 | 1.105 | 0.013 | 0.013 | 0.005 | 568.299 | 0.018 | 0.015 |
| Off-Highway Trucks | 2035 | 2035Off-Highway Trucks1000 | 1000 | 0.209 | 2.565 | 1.105 | 0.028 | 0.028 | 0.005 | 568.299 | 0.018 | 0.015 |
| Off-Highway Trucks | 2040 | 2040Off-Highway Trucks175 | 175 | 0.205 | 0.318 | 3.426 | 0.013 | 0.013 | 0.006 | 568.299 | 0.018 | 0.015 |
| Off-Highway Trucks | 2040 | 2040Off-Highway Trucks250 | 250 | 0.204 | 0.305 | 1.167 | 0.012 | 0.012 | 0.006 | 568.3 | 0.018 | 0.015 |
| Off-Highway Trucks | 2040 | 2040Off-Highway Trucks500 | 500 | 0.204 | 0.305 | 1.105 | 0.012 | 0.012 | 0.005 | 568.299 | 0.018 | 0.015 |
| Off-Highway Trucks | 2040 | 2040Off-Highway Trucks750 | 750 | 0.204 | 0.305 | 1.105 | 0.012 | 0.012 | 0.005 | 568.299 | 0.018 | 0.015 |
| Off-Highway Trucks | 2040 | 2040Off-Highway Trucks1000 | 1000 | 0.205 | 2.532 | 1.105 | 0.026 | 0.026 | 0.005 | 568.299 | 0.018 | 0.015 |
| Other Construction Equipment | 1990 | 1990Other Construction Equipment15 | 15 | 1.804 | 9.999 | 4.999 | 0.975 | 0.975 | 1.049 | 568.3 | 0.162 | 0.015 |
| Other Construction Equipment | 1990 | 1990Other Construction Equipment25 | 25 | 2.213 | 6.919 | 4.999 | 0.741 | 0.741 | 0.855 | 568.299 | 0.199 | 0.015 |
| Other Construction Equipment | 1990 | 1990Other Construction Equipment50 | 50 | 4.791 | 7.947 | 9.693 | 1.267 | 1.267 | 0.871 | 568.299 | 0.432 | 0.015 |
| Other Construction Equipment | 1990 | 1990Other Construction Equipment120 | 120 | 2.388 | 15.176 | 5.782 | 1.343 | 1.343 | 0.791 | 568.299 | 0.215 | 0.015 |
| Other Construction Equipment | 1990 | 1990Other Construction Equipment175 | 175 | 1.948 | 15.112 | 5.191 | 1.085 | 1.085 | 0.758 | 568.299 | 0.175 | 0.015 |
| Other Construction Equipment | 1990 | 1990Other Construction Equipment500 | 500 | 1.72 | 14.332 | 11.412 | 0.927 | 0.927 | 0.662 | 568.299 | 0.155 | 0.015 |
| Other Construction Equipment | 2000 | 2000Other Construction Equipment15 | 15 | 1.475 | 8.242 | 4.49 | 0.676 | 0.676 | 0.079 | 568.299 | 0.133 | 0.015 |

| | | | | | | | | | | | | |
|---|---|---|---|---|---|---|---|---|---|---|---|---|
| Other Construction Equipment | 2000 | 2000Other Construction Equipment25 | 25 | 1.958 | 6.358 | 4.53 | 0.563 | 0.563 | 0.065 | 568.3 | 0.176 | 0.015 |
| Other Construction Equipment | 2000 | 2000Other Construction Equipment50 | 50 | 3.73 | 6.786 | 7.85 | 0.816 | 0.816 | 0.066 | 568.299 | 0.336 | 0.015 |
| Other Construction Equipment | 2000 | 2000Other Construction Equipment120 | 120 | 1.636 | 9.507 | 4.283 | 0.786 | 0.786 | 0.06 | 568.3 | 0.147 | 0.015 |
| Other Construction Equipment | 2000 | 2000Other Construction Equipment175 | 175 | 1.106 | 8.749 | 3.417 | 0.453 | 0.453 | 0.057 | 568.299 | 0.099 | 0.015 |
| Other Construction Equipment | 2000 | 2000Other Construction Equipment500 | 500 | 0.83 | 8.089 | 3.87 | 0.321 | 0.321 | 0.05 | 568.299 | 0.074 | 0.015 |
| Other Construction Equipment | 2005 | 2005Other Construction Equipment15 | 15 | 0.766 | 5.228 | 3.469 | 0.361 | 0.361 | 0.079 | 568.299 | 0.069 | 0.015 |
| Other Construction Equipment | 2005 | 2005Other Construction Equipment25 | 25 | 0.919 | 5.412 | 2.642 | 0.347 | 0.347 | 0.065 | 568.3 | 0.082 | 0.015 |
| Other Construction Equipment | 2005 | 2005Other Construction Equipment50 | 50 | 3.192 | 6.226 | 7.102 | 0.739 | 0.739 | 0.066 | 568.299 | 0.288 | 0.015 |
| Other Construction Equipment | 2005 | 2005Other Construction Equipment120 | 120 | 1.397 | 8.067 | 4.043 | 0.725 | 0.725 | 0.06 | 568.299 | 0.126 | 0.015 |
| Other Construction Equipment | 2005 | 2005Other Construction Equipment175 | 175 | 0.903 | 7.379 | 3.208 | 0.392 | 0.392 | 0.057 | 568.299 | 0.081 | 0.015 |
| Other Construction Equipment | 2005 | 2005Other Construction Equipment500 | 500 | 0.55 | 6.334 | 2.051 | 0.22 | 0.22 | 0.05 | 568.299 | 0.049 | 0.015 |
| Other Construction Equipment | 2010 | 2010Other Construction Equipment15 | 15 | 1.2845 | 5.55407 | 5.29076 | 0.4971 | 0.4573 | 0.0054 | 587.5495 | 0.171 | 0.015 |
| Other Construction Equipment | 2010 | 2010Other Construction Equipment25 | 25 | 1.2845 | 5.55407 | 5.29076 | 0.4971 | 0.4573 | 0.0054 | 587.5495 | 0.171 | 0.015 |
| Other Construction Equipment | 2010 | 2010Other Construction Equipment50 | 50 | 1.2845 | 5.55407 | 5.29076 | 0.4971 | 0.4573 | 0.0054 | 587.5495 | 0.171 | 0.015 |
| Other Construction Equipment | 2010 | 2010Other Construction Equipment120 | 120 | 0.7793 | 7.11752 | 3.89903 | 0.5485 | 0.5046 | 0.0049 | 523.1661 | 0.1523 | 0.013 |
| Other Construction Equipment | 2010 | 2010Other Construction Equipment175 | 175 | 0.6467 | 7.30949 | 3.47406 | 0.3797 | 0.3493 | 0.0048 | 522.1244 | 0.152 | 0.013 |
| Other Construction Equipment | 2010 | 2010Other Construction Equipment500 | 500 | 0.4035 | 5.78616 | 3.20434 | 0.2188 | 0.2013 | 0.0049 | 530.8514 | 0.1545 | 0.014 |
| Other Construction Equipment | 2011 | 2011Other Construction Equipment15 | 15 | 1.2871 | 5.5686 | 5.36962 | 0.4992 | 0.4593 | 0.0054 | 586.0703 | 0.171 | 0.015 |
| Other Construction Equipment | 2011 | 2011Other Construction Equipment25 | 25 | 1.2871 | 5.5686 | 5.36962 | 0.4992 | 0.4593 | 0.0054 | 586.0703 | 0.171 | 0.015 |
| Other Construction Equipment | 2011 | 2011Other Construction Equipment50 | 50 | 1.2871 | 5.5686 | 5.36962 | 0.4992 | 0.4593 | 0.0054 | 586.0703 | 0.171 | 0.015 |
| Other Construction Equipment | 2011 | 2011Other Construction Equipment120 | 120 | 0.7645 | 6.98332 | 3.89723 | 0.5418 | 0.4984 | 0.0048 | 521.5282 | 0.1522 | 0.013 |
| Other Construction Equipment | 2011 | 2011Other Construction Equipment175 | 175 | 0.6098 | 6.92098 | 3.41832 | 0.3607 | 0.3318 | 0.0048 | 520.664 | 0.1519 | 0.013 |
| Other Construction Equipment | 2011 | 2011Other Construction Equipment500 | 500 | 0.3778 | 5.42766 | 2.91483 | 0.204 | 0.1877 | 0.0049 | 529.9639 | 0.1546 | 0.014 |
| Other Construction Equipment | 2012 | 2012Other Construction Equipment15 | 15 | 1.3014 | 5.58169 | 5.47004 | 0.5032 | 0.463 | 0.0054 | 584.6639 | 0.171 | 0.015 |
| Other Construction Equipment | 2012 | 2012Other Construction Equipment25 | 25 | 1.3014 | 5.58169 | 5.47004 | 0.5032 | 0.463 | 0.0054 | 584.6639 | 0.171 | 0.015 |
| Other Construction Equipment | 2012 | 2012Other Construction Equipment50 | 50 | 1.3014 | 5.58169 | 5.47004 | 0.5032 | 0.463 | 0.0054 | 584.6639 | 0.171 | 0.015 |
| Other Construction Equipment | 2012 | 2012Other Construction Equipment120 | 120 | 0.7653 | 6.95644 | 3.91674 | 0.5433 | 0.4998 | 0.0048 | 519.9075 | 0.1521 | 0.013 |
| Other Construction Equipment | 2012 | 2012Other Construction Equipment175 | 175 | 0.614 | 6.91612 | 3.4429 | 0.3627 | 0.3337 | 0.0048 | 519.3479 | 0.1519 | 0.013 |
| Other Construction Equipment | 2012 | 2012Other Construction Equipment500 | 500 | 0.3856 | 5.42334 | 2.95715 | 0.2059 | 0.1894 | 0.0049 | 528.6246 | 0.1546 | 0.014 |
| Other Construction Equipment | 2013 | 2013Other Construction Equipment15 | 15 | 1.3208 | 5.60361 | 5.57699 | 0.509 | 0.4682 | 0.0054 | 581.8471 | 0.1711 | 0.015 |
| Other Construction Equipment | 2013 | 2013Other Construction Equipment25 | 25 | 1.3208 | 5.60361 | 5.57699 | 0.509 | 0.4682 | 0.0054 | 581.8471 | 0.1711 | 0.015 |
| Other Construction Equipment | 2013 | 2013Other Construction Equipment50 | 50 | 1.3208 | 5.60361 | 5.57699 | 0.509 | 0.4682 | 0.0054 | 581.8471 | 0.1711 | 0.015 |
| Other Construction Equipment | 2013 | 2013Other Construction Equipment120 | 120 | 0.7502 | 6.82868 | 3.91866 | 0.5315 | 0.489 | 0.0048 | 517.5939 | 0.1522 | 0.013 |
| Other Construction Equipment | 2013 | 2013Other Construction Equipment175 | 175 | 0.595 | 6.69102 | 3.41257 | 0.351 | 0.3229 | 0.0048 | 516.9857 | 0.152 | 0.013 |
| Other Construction Equipment | 2013 | 2013Other Construction Equipment500 | 500 | 0.3698 | 5.14317 | 2.79519 | 0.1942 | 0.1787 | 0.0049 | 525.1086 | 0.1544 | 0.013 |
| Other Construction Equipment | 2014 | 2014Other Construction Equipment15 | 15 | 1.3006 | 5.56546 | 5.60223 | 0.5023 | 0.4621 | 0.0054 | 578.9591 | 0.1711 | 0.015 |
| Other Construction Equipment | 2014 | 2014Other Construction Equipment25 | 25 | 1.3006 | 5.56546 | 5.60223 | 0.5023 | 0.4621 | 0.0054 | 578.9591 | 0.1711 | 0.015 |
| Other Construction Equipment | 2014 | 2014Other Construction Equipment50 | 50 | 1.3006 | 5.56546 | 5.60223 | 0.5023 | 0.4621 | 0.0054 | 578.9591 | 0.1711 | 0.015 |
| Other Construction Equipment | 2014 | 2014Other Construction Equipment120 | 120 | 0.7285 | 6.63282 | 3.90558 | 0.5177 | 0.4763 | 0.0049 | 535.2847 | 0.1523 | 0.013 |
| Other Construction Equipment | 2014 | 2014Other Construction Equipment175 | 175 | 0.5665 | 6.37185 | 3.38516 | 0.3332 | 0.3065 | 0.0048 | 534.5518 | 0.1521 | 0.013 |
| Other Construction Equipment | 2014 | 2014Other Construction Equipment500 | 500 | 0.3296 | 4.5608 | 2.47571 | 0.168 | 0.1546 | 0.0049 | 520.9444 | 0.1539 | 0.013 |
| Other Construction Equipment | 2015 | 2015Other Construction Equipment15 | 15 | 1.3089 | 5.56397 | 5.68113 | 0.5034 | 0.4631 | 0.0054 | 573.0198 | 0.1711 | 0.015 |
| Other Construction Equipment | 2015 | 2015Other Construction Equipment25 | 25 | 1.3089 | 5.56397 | 5.68113 | 0.5034 | 0.4631 | 0.0054 | 573.0198 | 0.1711 | 0.015 |
| Other Construction Equipment | 2015 | 2015Other Construction Equipment50 | 50 | 1.3089 | 5.56397 | 5.68113 | 0.5034 | 0.4631 | 0.0054 | 573.0198 | 0.1711 | 0.015 |
| Other Construction Equipment | 2015 | 2015Other Construction Equipment120 | 120 | 0.7229 | 6.53649 | 3.9159 | 0.5118 | 0.4709 | 0.0049 | 530.1706 | 0.1523 | 0.013 |
| Other Construction Equipment | 2015 | 2015Other Construction Equipment175 | 175 | 0.5571 | 6.2305 | 3.38183 | 0.3264 | 0.3003 | 0.0048 | 509.3069 | 0.152 | 0.013 |
| Other Construction Equipment | 2015 | 2015Other Construction Equipment500 | 500 | 0.3244 | 4.41519 | 2.40724 | 0.1626 | 0.1496 | 0.0049 | 515.1953 | 0.1538 | 0.013 |
| Other Construction Equipment | 2016 | 2016Other Construction Equipment15 | 15 | 1.2806 | 5.49921 | 5.67687 | 0.492 | 0.4526 | 0.0054 | 566.9782 | 0.171 | 0.015 |
| Other Construction Equipment | 2016 | 2016Other Construction Equipment25 | 25 | 1.2806 | 5.49921 | 5.67687 | 0.492 | 0.4526 | 0.0054 | 566.9782 | 0.171 | 0.015 |
| Other Construction Equipment | 2016 | 2016Other Construction Equipment50 | 50 | 1.2806 | 5.49921 | 5.67687 | 0.492 | 0.4526 | 0.0054 | 566.9782 | 0.171 | 0.015 |
| Other Construction Equipment | 2016 | 2016Other Construction Equipment120 | 120 | 0.7034 | 6.32533 | 3.90894 | 0.4957 | 0.456 | 0.0049 | 505.349 | 0.1524 | 0.013 |
| Other Construction Equipment | 2016 | 2016Other Construction Equipment175 | 175 | 0.5244 | 5.81763 | 3.35672 | 0.3059 | 0.2815 | 0.0048 | 503.9641 | 0.152 | 0.013 |
| Other Construction Equipment | 2016 | 2016Other Construction Equipment500 | 500 | 0.3075 | 4.08972 | 2.28488 | 0.1507 | 0.1386 | 0.0049 | 509.7062 | 0.1537 | 0.013 |
| Other Construction Equipment | 2017 | 2017Other Construction Equipment15 | 15 | 1.2442 | 5.42066 | 5.65509 | 0.4774 | 0.4392 | 0.0054 | 558.0007 | 0.171 | 0.014 |
| Other Construction Equipment | 2017 | 2017Other Construction Equipment25 | 25 | 1.2442 | 5.42066 | 5.65509 | 0.4774 | 0.4392 | 0.0054 | 558.0007 | 0.171 | 0.014 |
| Other Construction Equipment | 2017 | 2017Other Construction Equipment50 | 50 | 1.2442 | 5.42066 | 5.65509 | 0.4774 | 0.4392 | 0.0054 | 558.0007 | 0.171 | 0.014 |
| Other Construction Equipment | 2017 | 2017Other Construction Equipment120 | 120 | 0.6759 | 6.06955 | 3.88542 | 0.4749 | 0.4369 | 0.0049 | 497.3832 | 0.1524 | 0.013 |
| Other Construction Equipment | 2017 | 2017Other Construction Equipment175 | 175 | 0.5004 | 5.49424 | 3.33767 | 0.2903 | 0.2671 | 0.0048 | 495.9311 | 0.152 | 0.013 |
| Other Construction Equipment | 2017 | 2017Other Construction Equipment500 | 500 | 0.2898 | 3.77706 | 2.12114 | 0.1382 | 0.1272 | 0.0049 | 501.1295 | 0.1535 | 0.013 |
| Other Construction Equipment | 2018 | 2018Other Construction Equipment15 | 15 | 1.1686 | 5.27161 | 5.5410B | 0.4492 | 0.4133 | 0.0054 | 548.9388 | 0.1709 | 0.014 |
| Other Construction Equipment | 2018 | 2018Other Construction Equipment25 | 25 | 1.1686 | 5.27161 | 5.5410B | 0.4492 | 0.4133 | 0.0054 | 548.9388 | 0.1709 | 0.014 |
| Other Construction Equipment | 2018 | 2018Other Construction Equipment50 | 50 | 1.1686 | 5.27161 | 5.5410B | 0.4492 | 0.4133 | 0.0054 | 548.9388 | 0.1709 | 0.014 |
| Other Construction Equipment | 2018 | 2018Other Construction Equipment120 | 120 | 0.5977 | 5.44123 | 3.79863 | 0.4166 | 0.3833 | 0.0049 | 490.018 | 0.1525 | 0.013 |
| Other Construction Equipment | 2018 | 2018Other Construction Equipment175 | 175 | 0.4364 | 4.75499 | 3.26345 | 0.2502 | 0.2302 | 0.0048 | 487.9859 | 0.1519 | 0.013 |
| Other Construction Equipment | 2018 | 2018Other Construction Equipment500 | 500 | 0.2509 | 3.16693 | 1.81261 | 0.1146 | 0.1054 | 0.0049 | 493.36 | 0.1536 | 0.013 |
| Other Construction Equipment | 2019 | 2019Other Construction Equipment15 | 15 | 1.1519 | 5.20338 | 5.54123 | 0.4374 | 0.4024 | 0.0054 | 539.7349 | 0.1708 | 0.014 |
| Other Construction Equipment | 2019 | 2019Other Construction Equipment25 | 25 | 1.1519 | 5.20338 | 5.54123 | 0.4374 | 0.4024 | 0.0054 | 539.7349 | 0.1708 | 0.014 |
| Other Construction Equipment | 2019 | 2019Other Construction Equipment50 | 50 | 1.1519 | 5.20338 | 5.54123 | 0.4374 | 0.4024 | 0.0054 | 539.7349 | 0.1708 | 0.014 |
| Other Construction Equipment | 2019 | 2019Other Construction Equipment120 | 120 | 0.5504 | 5.04831 | 3.7535 | 0.3789 | 0.3486 | 0.0049 | 482.2177 | 0.1526 | 0.012 |
| Other Construction Equipment | 2019 | 2019Other Construction Equipment175 | 175 | 0.4121 | 4.4331 | 3.25619 | 0.2335 | 0.2148 | 0.0049 | 480.4518 | 0.152 | 0.012 |
| Other Construction Equipment | 2019 | 2019Other Construction Equipment500 | 500 | 0.2335 | 2.85547 | 1.66739 | 0.1026 | 0.0944 | 0.0049 | 485.4127 | 0.1536 | 0.012 |
| Other Construction Equipment | 2020 | 2020Other Construction Equipment15 | 15 | 1.0722 | 5.03626 | 5.40446 | 0.4052 | 0.3728 | 0.0054 | 527.9656 | 0.1708 | 0.014 |
| Other Construction Equipment | 2020 | 2020Other Construction Equipment25 | 25 | 1.0722 | 5.03626 | 5.40446 | 0.4052 | 0.3728 | 0.0054 | 527.9656 | 0.1708 | 0.014 |
| Other Construction Equipment | 2020 | 2020Other Construction Equipment50 | 50 | 1.0722 | 5.03626 | 5.40446 | 0.4052 | 0.3728 | 0.0054 | 527.9656 | 0.1708 | 0.014 |
| Other Construction Equipment | 2020 | 2020Other Construction Equipment120 | 120 | 0.5191 | 4.7712 | 3.73189 | 0.3537 | 0.3254 | 0.0049 | 472.2162 | 0.1527 | 0.012 |
| Other Construction Equipment | 2020 | 2020Other Construction Equipment175 | 175 | 0.3877 | 4.11203 | 3.23528 | 0.217 | 0.1995 | 0.0049 | 469.9837 | 0.152 | 0.012 |
| Other Construction Equipment | 2020 | 2020Other Construction Equipment500 | 500 | 0.2242 | 2.63672 | 1.6338 | 0.096 | 0.0883 | 0.0049 | 475.2326 | 0.1537 | 0.012 |
| Other Construction Equipment | 2021 | 2021Other Construction Equipment15 | 15 | 1.0095 | 4.90234 | 5.30749 | 0.3816 | 0.351 | 0.0054 | 527.7834 | 0.1707 | 0.014 |
| Other Construction Equipment | 2021 | 2021Other Construction Equipment25 | 25 | 1.0095 | 4.90234 | 5.30749 | 0.3816 | 0.351 | 0.0054 | 527.7834 | 0.1707 | 0.014 |
| Other Construction Equipment | 2021 | 2021Other Construction Equipment50 | 50 | 1.0095 | 4.90234 | 5.30749 | 0.3816 | 0.351 | 0.0054 | 527.7834 | 0.1707 | 0.014 |
| Other Construction Equipment | 2021 | 2021Other Construction Equipment120 | 120 | 0.4817 | 4.4558 | 3.70304 | 0.3234 | 0.2975 | 0.0049 | 472.275 | 0.1527 | 0.012 |
| Other Construction Equipment | 2021 | 2021Other Construction Equipment175 | 175 | 0.3295 | 3.43847 | 3.18275 | 0.1798 | 0.1654 | 0.0048 | 469.7642 | 0.1519 | 0.012 |
| Other Construction Equipment | 2021 | 2021Other Construction Equipment500 | 500 | 0.2151 | 2.42822 | 1.59874 | 0.0897 | 0.0825 | 0.0049 | 475.2124 | 0.1537 | 0.012 |
| Other Construction Equipment | 2022 | 2022Other Construction Equipment15 | 15 | 0.9197 | 4.74117 | 5.16732 | 0.3478 | 0.32 | 0.0054 | 529.1825 | 0.1711 | 0.014 |
| Other Construction Equipment | 2022 | 2022Other Construction Equipment25 | 25 | 0.9197 | 4.74117 | 5.16732 | 0.3478 | 0.32 | 0.0054 | 529.1825 | 0.1711 | 0.014 |
| Other Construction Equipment | 2022 | 2022Other Construction Equipment50 | 50 | 0.9197 | 4.74117 | 5.16732 | 0.3478 | 0.32 | 0.0054 | 529.1825 | 0.1711 | 0.014 |
| Other Construction Equipment | 2022 | 2022Other Construction Equipment120 | 120 | 0.44 | 4.09846 | 3.66623 | 0.2884 | 0.2653 | 0.0049 | 472.3178 | 0.1528 | 0.012 |
| Other Construction Equipment | 2022 | 2022Other Construction Equipment175 | 175 | 0.2951 | 2.99437 | 3.15539 | 0.1562 | 0.1437 | 0.0048 | 469.6126 | 0.1519 | 0.012 |
| Other Construction Equipment | 2022 | 2022Other Construction Equipment500 | 500 | 0.1881 | 1.97544 | 1.43828 | 0.0742 | 0.0683 | 0.0049 | 475.9983 | 0.1539 | 0.012 |
| Other Construction Equipment | 2023 | 2023Other Construction Equipment15 | 15 | 0.866 | 4.59446 | 5.07368 | 0.3215 | 0.2958 | 0.0055 | 529.3389 | 0.1712 | 0.014 |
| Other Construction Equipment | 2023 | 2023Other Construction Equipment25 | 25 | 0.866 | 4.59446 | 5.07368 | 0.3215 | 0.2958 | 0.0055 | 529.3389 | 0.1712 | 0.014 |
| Other Construction Equipment | 2023 | 2023Other Construction Equipment50 | 50 | 0.866 | 4.59446 | 5.07368 | 0.3215 | 0.2958 | 0.0055 | 529.3389 | 0.1712 | 0.014 |
| Other Construction Equipment | 2023 | 2023Other Construction Equipment120 | 120 | 0.4057 | 3.79033 | 3.63188 | 0.2588 | 0.2381 | 0.0049 | 471.9899 | 0.1527 | 0.012 |
| Other Construction Equipment | 2023 | 2023Other Construction Equipment175 | 175 | 0.2735 | 2.69821 | 3.14152 | 0.1405 | 0.1292 | 0.0048 | 469.5579 | 0.1519 | 0.012 |
| Other Construction Equipment | 2023 | 2023Other Construction Equipment500 | 500 | 0.1804 | 1.81226 | 1.39596 | 0.0688 | 0.0633 | 0.0049 | 476.1847 | 0.154 | 0.012 |
| Other Construction Equipment | 2024 | 2024Other Construction Equipment15 | 15 | 0.8277 | 4.51017 | 5.03181 | 0.3048 | 0.2805 | 0.0055 | 529.2094 | 0.1712 | 0.014 |
| Other Construction Equipment | 2024 | 2024Other Construction Equipment25 | 25 | 0.8277 | 4.51017 | 5.03181 | 0.3048 | 0.2805 | 0.0055 | 529.2094 | 0.1712 | 0.014 |
| Other Construction Equipment | 2024 | 2024Other Construction Equipment50 | 50 | 0.8277 | 4.51017 | 5.03181 | 0.3048 | 0.2805 | 0.0055 | 529.2094 | 0.1712 | 0.014 |
| Other Construction Equipment | 2024 | 2024Other Construction Equipment120 | 120 | 0.3817 | 3.58173 | 3.61958 | 0.2369 | 0.2179 | 0.0049 | 472.1284 | 0.1527 | 0.012 |
| Other Construction Equipment | 2024 | 2024Other Construction Equipment175 | 175 | 0.2605 | 2.52019 | 3.14951 | 0.13 | 0.1196 | 0.0048 | 469.5445 | 0.1519 | 0.012 |
| Other Construction Equipment | 2024 | 2024Other Construction Equipment500 | 500 | 0.175 | 1.67692 | 1.38248 | 0.0644 | 0.0592 | 0.0049 | 476.4838 | 0.1541 | 0.012 |
| Other Construction Equipment | 2025 | 2025Other Construction Equipment15 | 15 | 0.7571 | 4.30575 | 4.87388 | 0.2678 | 0.2464 | 0.0055 | 528.9535 | 0.1711 | 0.014 |
| Other Construction Equipment | 2025 | 2025Other Construction Equipment25 | 25 | 0.7571 | 4.30575 | 4.87388 | 0.2678 | 0.2464 | 0.0055 | 528.9535 | 0.1711 | 0.014 |
| Other Construction Equipment | 2025 | 2025Other Construction Equipment50 | 50 | 0.7571 | 4.30575 | 4.87388 | 0.2678 | 0.2464 | 0.0055 | 528.9535 | 0.1711 | 0.014 |
| Other Construction Equipment | 2025 | 2025Other Construction Equipment120 | 120 | 0.3413 | 3.25221 | 3.58397 | 0.2029 | 0.1867 | 0.0049 | 472.7482 | 0.1529 | 0.012 |
| Other Construction Equipment | 2025 | 2025Other Construction Equipment175 | 175 | 0.2347 | 2.16742 | 3.13647 | 0.1121 | 0.1031 | 0.0049 | 469.843 | 0.152 | 0.012 |
| Other Construction Equipment | 2025 | 2025Other Construction Equipment500 | 500 | 0.1684 | 1.55241 | 1.3582 | 0.0594 | 0.0547 | 0.0049 | 476.2959 | 0.154 | 0.012 |
| Other Construction Equipment | 2030 | 2030Other Construction Equipment15 | 15 | 0.661 | 4.142 | 3.469 | 0.161 | 0.161 | 0.008 | 568.299 | 0.059 | 0.015 |
| Other Construction Equipment | 2030 | 2030Other Construction Equipment25 | 25 | 0.685 | 4.332 | 2.339 | 0.161 | 0.161 | 0.007 | 568.299 | 0.061 | 0.015 |
| Other Construction Equipment | 2030 | 2030Other Construction Equipment50 | 50 | 0.429 | 3.19 | 4.39 | 0.03 | 0.03 | 0.007 | 568.299 | 0.038 | 0.015 |
| Other Construction Equipment | 2030 | 2030Other Construction Equipment120 | 120 | 0.225 | 1.576 | 3.538 | 0.027 | 0.027 | 0.006 | 568.3 | 0.02 | 0.015 |
| Other Construction Equipment | 2030 | 2030Other Construction Equipment175 | 175 | 0.161 | 0.459 | 3.127 | 0.019 | 0.019 | 0.005 | 568.299 | 0.014 | 0.015 |
| Other Construction Equipment | 2030 | 2030Other Construction Equipment500 | 500 | 0.154 | 0.391 | 1.028 | 0.014 | 0.014 | 0.005 | 568.3 | 0.013 | 0.015 |
| Other Construction Equipment | 2035 | 2035Other Construction Equipment15 | 15 | 0.661 | 4.142 | 3.469 | 0.161 | 0.161 | 0.008 | 568.299 | 0.059 | 0.015 |
| Other Construction Equipment | 2035 | 2035Other Construction Equipment25 | 25 | 0.685 | 4.332 | 2.339 | 0.161 | 0.161 | 0.007 | 568.299 | 0.061 | 0.015 |
| Other Construction Equipment | 2035 | 2035Other Construction Equipment50 | 50 | 0.41 | 3.124 | 4.377 | 0.018 | 0.018 | 0.007 | 568.299 | 0.037 | 0.015 |
| Other Construction Equipment | 2035 | 2035Other Construction Equipment120 | 120 | 0.213 | 1.474 | 3.536 | 0.017 | 0.017 | 0.006 | 568.299 | 0.019 | 0.015 |
| Other Construction Equipment | 2035 | 2035Other Construction Equipment175 | 175 | 0.15 | 0.334 | 3.128 | 0.013 | 0.013 | 0.006 | 568.299 | 0.013 | 0.015 |
| Other Construction Equipment | 2035 | 2035Other Construction Equipment500 | 500 | 0.147 | 0.311 | 1.029 | 0.011 | 0.011 | 0.005 | 568.299 | 0.013 | 0.015 |
| Other Construction Equipment | 2040 | 2040Other Construction Equipment15 | 15 | 0.661 | 4.142 | 3.47 | 0.161 | 0.161 | 0.008 | 568.3 | 0.059 | 0.015 |
| Other Construction Equipment | 2040 | 2040Other Construction Equipment25 | 25 | 0.685 | 4.332 | 2.339 | 0.161 | 0.161 | 0.007 | 568.299 | 0.061 | 0.015 |
| Other Construction Equipment | 2040 | 2040Other Construction Equipment50 | 50 | 0.409 | 3.096 | 4.377 | 0.015 | 0.015 | 0.007 | 568.3 | 0.036 | 0.015 |
| Other Construction Equipment | 2040 | 2040Other Construction Equipment120 | 120 | 0.21 | 1.441 | 3.536 | 0.014 | 0.014 | 0.006 | 568.299 | 0.018 | 0.015 |

| | | | | | | | | | | | | |
|---|---|---|---|---|---|---|---|---|---|---|---|---|
| Other Construction Equipment | 2040 | 2040Other Construction Equipment175 | 175 | 0.145 | 0.29 | 3.128 | 0.011 | 0.011 | 0.006 | 568.299 | 0.013 | 0.015 |
| Other Construction Equipment | 2040 | 2040Other Construction Equipment500 | 500 | 0.145 | 0.282 | 1.029 | 0.01 | 0.01 | 0.005 | 568.299 | 0.013 | 0.015 |
| Other General Industrial Equipment | 1990 | 1990Other General Industrial Equipment15 | 15 | 1.804 | 9.999 | 4.999 | 0.968 | 0.968 | 0.833 | 568.299 | 0.162 | 0.015 |
| Other General Industrial Equipment | 1990 | 1990Other General Industrial Equipment25 | 25 | 2.213 | 6.919 | 4.999 | 0.735 | 0.735 | 0.679 | 568.299 | 0.199 | 0.015 |
| Other General Industrial Equipment | 1990 | 1990Other General Industrial Equipment50 | 50 | 4.828 | 7.957 | 9.768 | 1.266 | 1.266 | 0.692 | 568.299 | 0.435 | 0.015 |
| Other General Industrial Equipment | 1990 | 1990Other General Industrial Equipment120 | 120 | 2.363 | 14.962 | 5.72 | 1.331 | 1.331 | 0.628 | 568.299 | 0.213 | 0.015 |
| Other General Industrial Equipment | 1990 | 1990Other General Industrial Equipment175 | 175 | 1.61 | 13.434 | 5.066 | 0.88 | 0.88 | 0.602 | 568.299 | 0.145 | 0.015 |
| Other General Industrial Equipment | 1990 | 1990Other General Industrial Equipment250 | 250 | 1.61 | 13.434 | 5.066 | 0.88 | 0.88 | 0.602 | 568.299 | 0.145 | 0.015 |
| Other General Industrial Equipment | 1990 | 1990Other General Industrial Equipment500 | 500 | 1.425 | 12.743 | 11.207 | 0.756 | 0.756 | 0.525 | 568.299 | 0.128 | 0.015 |
| Other General Industrial Equipment | 1990 | 1990Other General Industrial Equipment750 | 750 | 1.425 | 12.743 | 11.207 | 0.756 | 0.756 | 0.538 | 568.299 | 0.128 | 0.015 |
| Other General Industrial Equipment | 1990 | 1990Other General Industrial Equipment1000 | 1000 | 1.417 | 12.743 | 11.207 | 0.746 | 0.746 | 0.538 | 568.299 | 0.127 | 0.015 |
| Other General Industrial Equipment | 2000 | 2000Other General Industrial Equipment15 | 15 | 1.047 | 7.362 | 4.258 | 0.428 | 0.428 | 0.079 | 568.299 | 0.094 | 0.015 |
| Other General Industrial Equipment | 2000 | 2000Other General Industrial Equipment25 | 25 | 1.027 | 6.284 | 4.322 | 0.431 | 0.431 | 0.064 | 568.299 | 0.092 | 0.015 |
| Other General Industrial Equipment | 2000 | 2000Other General Industrial Equipment50 | 50 | 4.49 | 7.09 | 9.236 | 0.935 | 0.935 | 0.065 | 568.299 | 0.405 | 0.015 |
| Other General Industrial Equipment | 2000 | 2000Other General Industrial Equipment120 | 120 | 1.883 | 10.664 | 4.733 | 0.91 | 0.91 | 0.059 | 568.299 | 0.169 | 0.015 |
| Other General Industrial Equipment | 2000 | 2000Other General Industrial Equipment175 | 175 | 1.261 | 9.686 | 3.852 | 0.536 | 0.536 | 0.057 | 568.299 | 0.113 | 0.015 |
| Other General Industrial Equipment | 2000 | 2000Other General Industrial Equipment250 | 250 | 1.057 | 9.325 | 3.072 | 0.438 | 0.438 | 0.057 | 568.299 | 0.095 | 0.015 |
| Other General Industrial Equipment | 2000 | 2000Other General Industrial Equipment500 | 500 | 0.956 | 8.862 | 5.179 | 0.385 | 0.385 | 0.049 | 568.299 | 0.086 | 0.015 |
| Other General Industrial Equipment | 2000 | 2000Other General Industrial Equipment750 | 750 | 0.956 | 8.862 | 5.179 | 0.385 | 0.385 | 0.051 | 568.3 | 0.086 | 0.015 |
| Other General Industrial Equipment | 2000 | 2000Other General Industrial Equipment1000 | 1000 | 1.034 | 9.479 | 5.791 | 0.385 | 0.385 | 0.051 | 568.299 | 0.093 | 0.015 |
| Other General Industrial Equipment | 2005 | 2005Other General Industrial Equipment15 | 15 | 0.708 | 4.985 | 3.469 | 0.35 | 0.35 | 0.079 | 568.299 | 0.063 | 0.015 |
| Other General Industrial Equipment | 2005 | 2005Other General Industrial Equipment25 | 25 | 0.755 | 5.226 | 2.4 | 0.315 | 0.315 | 0.064 | 568.299 | 0.068 | 0.015 |
| Other General Industrial Equipment | 2005 | 2005Other General Industrial Equipment50 | 50 | 4.122 | 6.676 | 8.765 | 0.888 | 0.888 | 0.065 | 568.299 | 0.371 | 0.015 |
| Other General Industrial Equipment | 2005 | 2005Other General Industrial Equipment120 | 120 | 1.649 | 9.041 | 4.418 | 0.867 | 0.867 | 0.059 | 568.299 | 0.148 | 0.015 |
| Other General Industrial Equipment | 2005 | 2005Other General Industrial Equipment175 | 175 | 1.084 | 8.273 | 3.513 | 0.479 | 0.479 | 0.057 | 568.299 | 0.097 | 0.015 |
| Other General Industrial Equipment | 2005 | 2005Other General Industrial Equipment250 | 250 | 0.762 | 7.795 | 2.065 | 0.301 | 0.301 | 0.057 | 568.299 | 0.068 | 0.015 |
| Other General Industrial Equipment | 2005 | 2005Other General Industrial Equipment500 | 500 | 0.675 | 7.094 | 2.681 | 0.269 | 0.269 | 0.049 | 568.299 | 0.06 | 0.015 |
| Other General Industrial Equipment | 2005 | 2005Other General Industrial Equipment750 | 750 | 0.686 | 7.252 | 2.681 | 0.272 | 0.272 | 0.051 | 568.3 | 0.061 | 0.015 |
| Other General Industrial Equipment | 2005 | 2005Other General Industrial Equipment1000 | 1000 | 0.806 | 8.322 | 3.276 | 0.28 | 0.28 | 0.051 | 568.299 | 0.072 | 0.015 |
| Other General Industrial Equipment | 2010 | 2010Other General Industrial Equipment15 | 15 | 1.5741 | 5.68505 | 6.00712 | 0.5635 | 0.5184 | 0.0054 | 584.6401 | 0.1702 | 0.015 |
| Other General Industrial Equipment | 2010 | 2010Other General Industrial Equipment25 | 25 | 1.5741 | 5.68505 | 6.00712 | 0.5635 | 0.5184 | 0.0054 | 584.6401 | 0.1702 | 0.015 |
| Other General Industrial Equipment | 2010 | 2010Other General Industrial Equipment50 | 50 | 1.5741 | 5.68505 | 6.00712 | 0.5635 | 0.5184 | 0.0054 | 584.6401 | 0.1702 | 0.015 |
| Other General Industrial Equipment | 2010 | 2010Other General Industrial Equipment120 | 120 | 0.8548 | 7.36447 | 4.0773 | 0.611 | 0.5621 | 0.0048 | 522.222 | 0.152 | 0.013 |
| Other General Industrial Equipment | 2010 | 2010Other General Industrial Equipment175 | 175 | 0.6269 | 7.0202 | 3.51505 | 0.3789 | 0.3486 | 0.0049 | 524.278 | 0.1526 | 0.013 |
| Other General Industrial Equipment | 2010 | 2010Other General Industrial Equipment250 | 250 | 0.6463 | 8.04899 | 2.61803 | 0.3587 | 0.33 | 0.0049 | 525.8035 | 0.153 | 0.013 |
| Other General Industrial Equipment | 2010 | 2010Other General Industrial Equipment500 | 500 | 0.4111 | 5.68219 | 2.96412 | 0.2194 | 0.2019 | 0.0049 | 525.4767 | 0.153 | 0.013 |
| Other General Industrial Equipment | 2010 | 2010Other General Industrial Equipment750 | 750 | 0.3097 | 4.78207 | 1.62081 | 0.1677 | 0.1543 | 0.0049 | 526.0709 | 0.1531 | 0.013 |
| Other General Industrial Equipment | 2010 | 2010Other General Industrial Equipment1000 | 1000 | 0.33 | 6.10226 | 1.02418 | 0.1483 | 0.1364 | 0.0049 | 524.505 | 0.1527 | 0.013 |
| Other General Industrial Equipment | 2011 | 2011Other General Industrial Equipment15 | 15 | 1.5635 | 5.69446 | 6.08575 | 0.5623 | 0.5173 | 0.0054 | 583.1785 | 0.1702 | 0.015 |
| Other General Industrial Equipment | 2011 | 2011Other General Industrial Equipment25 | 25 | 1.5635 | 5.69446 | 6.08575 | 0.5623 | 0.5173 | 0.0054 | 583.1785 | 0.1702 | 0.015 |
| Other General Industrial Equipment | 2011 | 2011Other General Industrial Equipment50 | 50 | 1.5635 | 5.69446 | 6.08575 | 0.5623 | 0.5173 | 0.0054 | 583.1785 | 0.1702 | 0.015 |
| Other General Industrial Equipment | 2011 | 2011Other General Industrial Equipment120 | 120 | 0.8457 | 7.24885 | 4.08854 | 0.6088 | 0.5601 | 0.0048 | 520.9164 | 0.152 | 0.013 |
| Other General Industrial Equipment | 2011 | 2011Other General Industrial Equipment175 | 175 | 0.5786 | 6.5273 | 3.47165 | 0.352 | 0.3238 | 0.0049 | 522.9673 | 0.1526 | 0.013 |
| Other General Industrial Equipment | 2011 | 2011Other General Industrial Equipment250 | 250 | 0.5706 | 7.30022 | 2.33422 | 0.3134 | 0.2883 | 0.0049 | 524.489 | 0.153 | 0.013 |
| Other General Industrial Equipment | 2011 | 2011Other General Industrial Equipment500 | 500 | 0.3927 | 5.42881 | 2.74249 | 0.2057 | 0.1902 | 0.0049 | 524.163 | 0.153 | 0.013 |
| Other General Industrial Equipment | 2011 | 2011Other General Industrial Equipment750 | 750 | 0.3136 | 4.72869 | 1.62791 | 0.1634 | 0.1503 | 0.0049 | 524.7557 | 0.1531 | 0.013 |
| Other General Industrial Equipment | 2011 | 2011Other General Industrial Equipment1000 | 1000 | 0.3191 | 6.1714 | 1.03813 | 0.1529 | 0.1407 | 0.0049 | 523.1938 | 0.1527 | 0.013 |
| Other General Industrial Equipment | 2012 | 2012Other General Industrial Equipment15 | 15 | 1.5927 | 5.71254 | 6.24676 | 0.5694 | 0.5239 | 0.0054 | 581.7169 | 0.1702 | 0.015 |
| Other General Industrial Equipment | 2012 | 2012Other General Industrial Equipment25 | 25 | 1.5927 | 5.71254 | 6.24676 | 0.5694 | 0.5239 | 0.0054 | 581.7169 | 0.1702 | 0.015 |
| Other General Industrial Equipment | 2012 | 2012Other General Industrial Equipment50 | 50 | 1.5927 | 5.71254 | 6.24676 | 0.5694 | 0.5239 | 0.0054 | 581.7169 | 0.1702 | 0.015 |
| Other General Industrial Equipment | 2012 | 2012Other General Industrial Equipment120 | 120 | 0.8475 | 7.21493 | 4.12133 | 0.612 | 0.563 | 0.0048 | 519.6109 | 0.152 | 0.013 |
| Other General Industrial Equipment | 2012 | 2012Other General Industrial Equipment175 | 175 | 0.5761 | 6.44491 | 3.49618 | 0.3488 | 0.3209 | 0.0049 | 521.6566 | 0.1526 | 0.013 |
| Other General Industrial Equipment | 2012 | 2012Other General Industrial Equipment250 | 250 | 0.5672 | 7.14362 | 2.33594 | 0.3084 | 0.2837 | 0.0049 | 523.1745 | 0.153 | 0.013 |
| Other General Industrial Equipment | 2012 | 2012Other General Industrial Equipment500 | 500 | 0.4002 | 5.39821 | 2.75094 | 0.2069 | 0.1903 | 0.0049 | 522.8493 | 0.153 | 0.013 |
| Other General Industrial Equipment | 2012 | 2012Other General Industrial Equipment750 | 750 | 0.3185 | 4.69855 | 1.63473 | 0.1609 | 0.148 | 0.0049 | 523.4405 | 0.1531 | 0.013 |
| Other General Industrial Equipment | 2012 | 2012Other General Industrial Equipment1000 | 1000 | 0.3281 | 6.24054 | 1.05208 | 0.1575 | 0.1449 | 0.0049 | 521.8825 | 0.1527 | 0.013 |
| Other General Industrial Equipment | 2013 | 2013Other General Industrial Equipment15 | 15 | 1.5535 | 5.64536 | 6.26146 | 0.5557 | 0.5113 | 0.0054 | 578.7937 | 0.1702 | 0.015 |
| Other General Industrial Equipment | 2013 | 2013Other General Industrial Equipment25 | 25 | 1.5535 | 5.64536 | 6.26146 | 0.5557 | 0.5113 | 0.0054 | 578.7937 | 0.1702 | 0.015 |
| Other General Industrial Equipment | 2013 | 2013Other General Industrial Equipment50 | 50 | 1.5535 | 5.64536 | 6.26146 | 0.5557 | 0.5113 | 0.0054 | 578.7937 | 0.1702 | 0.015 |
| Other General Industrial Equipment | 2013 | 2013Other General Industrial Equipment120 | 120 | 0.8253 | 7.03299 | 4.11871 | 0.5968 | 0.5491 | 0.0048 | 516.9998 | 0.152 | 0.013 |
| Other General Industrial Equipment | 2013 | 2013Other General Industrial Equipment175 | 175 | 0.538 | 6.02319 | 3.4592 | 0.3243 | 0.2984 | 0.0049 | 519.0352 | 0.1526 | 0.013 |
| Other General Industrial Equipment | 2013 | 2013Other General Industrial Equipment250 | 250 | 0.5122 | 6.51958 | 2.15134 | 0.273 | 0.2511 | 0.0049 | 520.5455 | 0.153 | 0.013 |
| Other General Industrial Equipment | 2013 | 2013Other General Industrial Equipment500 | 500 | 0.3653 | 4.82071 | 2.62159 | 0.1827 | 0.1681 | 0.0049 | 520.2219 | 0.153 | 0.013 |
| Other General Industrial Equipment | 2013 | 2013Other General Industrial Equipment750 | 750 | 0.2896 | 4.12057 | 1.58393 | 0.1392 | 0.1281 | 0.0049 | 520.8102 | 0.1531 | 0.013 |
| Other General Industrial Equipment | 2013 | 2013Other General Industrial Equipment1000 | 1000 | 0.3372 | 6.30968 | 1.06602 | 0.1621 | 0.1492 | 0.0049 | 519.26 | 0.1527 | 0.013 |
| Other General Industrial Equipment | 2014 | 2014Other General Industrial Equipment15 | 15 | 1.521 | 5.58361 | 6.28785 | 0.5439 | 0.5004 | 0.0054 | 575.8705 | 0.1702 | 0.015 |
| Other General Industrial Equipment | 2014 | 2014Other General Industrial Equipment25 | 25 | 1.521 | 5.58361 | 6.28785 | 0.5439 | 0.5004 | 0.0054 | 575.8705 | 0.1702 | 0.015 |
| Other General Industrial Equipment | 2014 | 2014Other General Industrial Equipment50 | 50 | 1.521 | 5.58361 | 6.28785 | 0.5439 | 0.5004 | 0.0054 | 575.8705 | 0.1702 | 0.015 |
| Other General Industrial Equipment | 2014 | 2014Other General Industrial Equipment120 | 120 | 0.7887 | 6.72277 | 4.09005 | 0.5739 | 0.528 | 0.0048 | 514.3886 | 0.152 | 0.013 |
| Other General Industrial Equipment | 2014 | 2014Other General Industrial Equipment175 | 175 | 0.5226 | 5.79166 | 3.46929 | 0.3118 | 0.2868 | 0.0049 | 516.4138 | 0.1526 | 0.013 |
| Other General Industrial Equipment | 2014 | 2014Other General Industrial Equipment250 | 250 | 0.4876 | 6.15263 | 2.05376 | 0.2546 | 0.2342 | 0.0049 | 517.9164 | 0.153 | 0.013 |
| Other General Industrial Equipment | 2014 | 2014Other General Industrial Equipment500 | 500 | 0.3548 | 4.56494 | 2.49943 | 0.1724 | 0.1587 | 0.0049 | 517.5945 | 0.153 | 0.013 |
| Other General Industrial Equipment | 2014 | 2014Other General Industrial Equipment750 | 750 | 0.2557 | 3.62195 | 1.48882 | 0.1153 | 0.1061 | 0.0049 | 518.1798 | 0.1531 | 0.013 |
| Other General Industrial Equipment | 2014 | 2014Other General Industrial Equipment1000 | 1000 | 0.3463 | 6.37883 | 1.07997 | 0.1668 | 0.1534 | 0.0049 | 516.6375 | 0.1527 | 0.013 |
| Other General Industrial Equipment | 2015 | 2015Other General Industrial Equipment15 | 15 | 1.4951 | 5.52435 | 6.32452 | 0.5324 | 0.4898 | 0.0054 | 570.0241 | 0.1702 | 0.015 |
| Other General Industrial Equipment | 2015 | 2015Other General Industrial Equipment25 | 25 | 1.4951 | 5.52435 | 6.32452 | 0.5324 | 0.4898 | 0.0054 | 570.0241 | 0.1702 | 0.015 |
| Other General Industrial Equipment | 2015 | 2015Other General Industrial Equipment50 | 50 | 1.4951 | 5.52435 | 6.32452 | 0.5324 | 0.4898 | 0.0054 | 570.0241 | 0.1702 | 0.015 |
| Other General Industrial Equipment | 2015 | 2015Other General Industrial Equipment120 | 120 | 0.7607 | 6.50163 | 4.0811 | 0.5528 | 0.5086 | 0.0048 | 509.1664 | 0.152 | 0.013 |
| Other General Industrial Equipment | 2015 | 2015Other General Industrial Equipment175 | 175 | 0.4949 | 5.3974 | 3.45434 | 0.294 | 0.2704 | 0.0049 | 511.171 | 0.1526 | 0.013 |
| Other General Industrial Equipment | 2015 | 2015Other General Industrial Equipment250 | 250 | 0.4522 | 5.64293 | 1.9257 | 0.2295 | 0.2111 | 0.0049 | 512.6584 | 0.153 | 0.013 |
| Other General Industrial Equipment | 2015 | 2015Other General Industrial Equipment500 | 500 | 0.3531 | 4.42481 | 2.43603 | 0.1671 | 0.1537 | 0.0049 | 512.3397 | 0.153 | 0.013 |
| Other General Industrial Equipment | 2015 | 2015Other General Industrial Equipment750 | 750 | 0.2511 | 3.36512 | 1.49062 | 0.1092 | 0.1004 | 0.0049 | 512.9191 | 0.1531 | 0.013 |
| Other General Industrial Equipment | 2015 | 2015Other General Industrial Equipment1000 | 1000 | 0.3554 | 6.44797 | 1.09391 | 0.1714 | 0.1577 | 0.0049 | 511.3924 | 0.1527 | 0.013 |
| Other General Industrial Equipment | 2016 | 2016Other General Industrial Equipment15 | 15 | 1.4205 | 5.40705 | 6.25866 | 0.5065 | 0.466 | 0.0054 | 564.1777 | 0.1702 | 0.014 |
| Other General Industrial Equipment | 2016 | 2016Other General Industrial Equipment25 | 25 | 1.4205 | 5.40705 | 6.25866 | 0.5065 | 0.466 | 0.0054 | 564.1777 | 0.1702 | 0.014 |
| Other General Industrial Equipment | 2016 | 2016Other General Industrial Equipment50 | 50 | 1.4205 | 5.40705 | 6.25866 | 0.5065 | 0.466 | 0.0054 | 564.1777 | 0.1702 | 0.014 |
| Other General Industrial Equipment | 2016 | 2016Other General Industrial Equipment120 | 120 | 0.7155 | 6.14411 | 4.04541 | 0.5178 | 0.4764 | 0.0048 | 503.9442 | 0.152 | 0.013 |
| Other General Industrial Equipment | 2016 | 2016Other General Industrial Equipment175 | 175 | 0.4701 | 5.05466 | 3.43665 | 0.2758 | 0.2537 | 0.0049 | 505.9282 | 0.1526 | 0.013 |
| Other General Industrial Equipment | 2016 | 2016Other General Industrial Equipment250 | 250 | 0.4369 | 5.40733 | 1.8667 | 0.2173 | 0.1999 | 0.0049 | 507.4004 | 0.153 | 0.013 |
| Other General Industrial Equipment | 2016 | 2016Other General Industrial Equipment500 | 500 | 0.342 | 4.14966 | 2.36652 | 0.1589 | 0.1462 | 0.0049 | 507.085 | 0.153 | 0.013 |
| Other General Industrial Equipment | 2016 | 2016Other General Industrial Equipment750 | 750 | 0.2429 | 3.10202 | 1.49061 | 0.1006 | 0.0924 | 0.0049 | 507.6584 | 0.1531 | 0.013 |
| Other General Industrial Equipment | 2016 | 2016Other General Industrial Equipment1000 | 1000 | 0.2423 | 4.7462 | 1.04483 | 0.112 | 0.103 | 0.0049 | 506.1474 | 0.1527 | 0.013 |
| Other General Industrial Equipment | 2017 | 2017Other General Industrial Equipment15 | 15 | 1.3693 | 5.27694 | 6.17923 | 0.4793 | 0.4409 | 0.0054 | 555.4081 | 0.1702 | 0.014 |
| Other General Industrial Equipment | 2017 | 2017Other General Industrial Equipment25 | 25 | 1.3693 | 5.27694 | 6.17923 | 0.4793 | 0.4409 | 0.0054 | 555.4081 | 0.1702 | 0.014 |
| Other General Industrial Equipment | 2017 | 2017Other General Industrial Equipment50 | 50 | 1.3693 | 5.27694 | 6.17923 | 0.4793 | 0.4409 | 0.0054 | 555.4081 | 0.1702 | 0.014 |
| Other General Industrial Equipment | 2017 | 2017Other General Industrial Equipment120 | 120 | 0.66 | 5.72138 | 3.99811 | 0.4705 | 0.4328 | 0.0048 | 496.1109 | 0.152 | 0.013 |
| Other General Industrial Equipment | 2017 | 2017Other General Industrial Equipment175 | 175 | 0.4371 | 4.53359 | 3.39928 | 0.2495 | 0.2296 | 0.0049 | 498.0641 | 0.1526 | 0.013 |
| Other General Industrial Equipment | 2017 | 2017Other General Industrial Equipment250 | 250 | 0.4113 | 5.02246 | 1.78 | 0.199 | 0.183 | 0.0049 | 499.5133 | 0.153 | 0.013 |
| Other General Industrial Equipment | 2017 | 2017Other General Industrial Equipment500 | 500 | 0.3338 | 3.9491 | 2.36453 | 0.152 | 0.1399 | 0.0049 | 499.2028 | 0.153 | 0.013 |
| Other General Industrial Equipment | 2017 | 2017Other General Industrial Equipment750 | 750 | 0.2192 | 2.59187 | 1.48016 | 0.0862 | 0.0793 | 0.0049 | 499.7673 | 0.1531 | 0.013 |
| Other General Industrial Equipment | 2017 | 2017Other General Industrial Equipment1000 | 1000 | 0.2506 | 4.7865 | 1.05719 | 0.1145 | 0.1053 | 0.0049 | 498.2798 | 0.1527 | 0.013 |
| Other General Industrial Equipment | 2018 | 2018Other General Industrial Equipment15 | 15 | 1.1544 | 4.97857 | 5.82717 | 0.4137 | 0.3806 | 0.0054 | 546.6385 | 0.1702 | 0.014 |
| Other General Industrial Equipment | 2018 | 2018Other General Industrial Equipment25 | 25 | 1.1544 | 4.97857 | 5.82717 | 0.4137 | 0.3806 | 0.0054 | 546.6385 | 0.1702 | 0.014 |
| Other General Industrial Equipment | 2018 | 2018Other General Industrial Equipment50 | 50 | 1.1544 | 4.97857 | 5.82717 | 0.4137 | 0.3805 | 0.0054 | 546.6385 | 0.1702 | 0.014 |
| Other General Industrial Equipment | 2018 | 2018Other General Industrial Equipment120 | 120 | 0.5573 | 4.95455 | 3.87633 | 0.3917 | 0.3604 | 0.0048 | 488.2775 | 0.152 | 0.013 |
| Other General Industrial Equipment | 2018 | 2018Other General Industrial Equipment175 | 175 | 0.3176 | 3.23673 | 3.23662 | 0.172 | 0.1582 | 0.0049 | 490.1999 | 0.1526 | 0.013 |
| Other General Industrial Equipment | 2018 | 2018Other General Industrial Equipment250 | 250 | 0.3031 | 3.64819 | 1.45525 | 0.1348 | 0.124 | 0.0049 | 491.6263 | 0.153 | 0.013 |
| Other General Industrial Equipment | 2018 | 2018Other General Industrial Equipment500 | 500 | 0.2536 | 2.90735 | 1.58301 | 0.1036 | 0.0953 | 0.0049 | 491.3207 | 0.153 | 0.013 |
| Other General Industrial Equipment | 2018 | 2018Other General Industrial Equipment750 | 750 | 0.2165 | 2.41933 | 1.48303 | 0.0826 | 0.076 | 0.0049 | 491.8763 | 0.1531 | 0.013 |
| Other General Industrial Equipment | 2018 | 2018Other General Industrial Equipment1000 | 1000 | 0.2573 | 4.81007 | 1.06646 | 0.1159 | 0.1066 | 0.0049 | 490.4122 | 0.1527 | 0.013 |
| Other General Industrial Equipment | 2019 | 2019Other General Industrial Equipment15 | 15 | 1.0422 | 4.80683 | 5.66186 | 0.3737 | 0.3438 | 0.0054 | 537.8689 | 0.1702 | 0.014 |
| Other General Industrial Equipment | 2019 | 2019Other General Industrial Equipment25 | 25 | 1.0422 | 4.80683 | 5.66186 | 0.3737 | 0.3438 | 0.0054 | 537.8689 | 0.1702 | 0.014 |
| Other General Industrial Equipment | 2019 | 2019Other General Industrial Equipment50 | 50 | 1.0422 | 4.80683 | 5.66186 | 0.3737 | 0.3438 | 0.0054 | 537.8689 | 0.1702 | 0.014 |
| Other General Industrial Equipment | 2019 | 2019Other General Industrial Equipment120 | 120 | 0.4997 | 4.49674 | 3.82128 | 0.3429 | 0.3155 | 0.0048 | 480.4442 | 0.152 | 0.012 |
| Other General Industrial Equipment | 2019 | 2019Other General Industrial Equipment175 | 175 | 0.3017 | 2.99891 | 3.24129 | 0.1565 | 0.144 | 0.0049 | 482.3357 | 0.1526 | 0.012 |
| Other General Industrial Equipment | 2019 | 2019Other General Industrial Equipment250 | 250 | 0.2585 | 3.01995 | 1.29893 | 0.1058 | 0.0973 | 0.0049 | 483.7392 | 0.153 | 0.012 |
| Other General Industrial Equipment | 2019 | 2019Other General Industrial Equipment500 | 500 | 0.2385 | 2.57531 | 1.56115 | 0.0923 | 0.0849 | 0.0049 | 483.4385 | 0.153 | 0.012 |
| Other General Industrial Equipment | 2019 | 2019Other General Industrial Equipment750 | 750 | 0.1989 | 2.11518 | 1.47441 | 0.0758 | 0.0697 | 0.0049 | 483.9852 | 0.1531 | 0.012 |
| Other General Industrial Equipment | 2019 | 2019Other General Industrial Equipment1000 | 1000 | 0.264 | 4.83364 | 1.07573 | 0.1172 | 0.1079 | 0.0049 | 482.5446 | 0.1527 | 0.012 |
| Other General Industrial Equipment | 2020 | 2020Other General Industrial Equipment15 | 15 | 0.946 | 4.62219 | 5.50397 | 0.334 | 0.3073 | 0.0054 | 526.1761 | 0.1702 | 0.013 |
| Other General Industrial Equipment | 2020 | 2020Other General Industrial Equipment25 | 25 | 0.946 | 4.62219 | 5.50397 | 0.334 | 0.3073 | 0.0054 | 526.1761 | 0.1702 | 0.013 |
| Other General Industrial Equipment | 2020 | 2020Other General Industrial Equipment50 | 50 | 0.946 | 4.62219 | 5.50397 | 0.334 | 0.3073 | 0.0054 | 526.1761 | 0.1702 | 0.013 |
| Other General Industrial Equipment | 2020 | 2020Other General Industrial Equipment120 | 120 | 0.446 | 4.06079 | 3.77073 | 0.2959 | 0.2722 | 0.0048 | 469.9998 | 0.152 | 0.012 |

| | | | | | | | | | | | | |
|---|---|---|---|---|---|---|---|---|---|---|---|---|
| Other General Industrial Equipment | 2020 | 2020Other General Industrial Equipment175 | 175 | 0.2683 | 2.57503 | 3.22922 | 0.135 | 0.1242 | 0.0049 | 471.8502 | 0.1526 | 0.012 |
| Other General Industrial Equipment | 2020 | 2020Other General Industrial Equipment250 | 250 | 0.2368 | 2.66782 | 1.23914 | 0.0902 | 0.083 | 0.0049 | 473.2231 | 0.153 | 0.012 |
| Other General Industrial Equipment | 2020 | 2020Other General Industrial Equipment500 | 500 | 0.2076 | 2.06187 | 1.34424 | 0.0724 | 0.0666 | 0.0049 | 472.929 | 0.153 | 0.012 |
| Other General Industrial Equipment | 2020 | 2020Other General Industrial Equipment750 | 750 | 0.1745 | 1.67591 | 1.46184 | 0.0522 | 0.0572 | 0.0049 | 473.4638 | 0.1531 | 0.012 |
| Other General Industrial Equipment | 2020 | 2020Other General Industrial Equipment1000 | 1000 | 0.2707 | 4.85721 | 1.085 | 0.1186 | 0.1092 | 0.0049 | 472.0545 | 0.1527 | 0.012 |
| Other General Industrial Equipment | 2021 | 2021Other General Industrial Equipment15 | 15 | 0.8314 | 4.42532 | 5.31354 | 0.2889 | 0.2658 | 0.0054 | 526.1761 | 0.1702 | 0.013 |
| Other General Industrial Equipment | 2021 | 2021Other General Industrial Equipment25 | 25 | 0.8314 | 4.42532 | 5.31354 | 0.2889 | 0.2658 | 0.0054 | 526.1761 | 0.1702 | 0.013 |
| Other General Industrial Equipment | 2021 | 2021Other General Industrial Equipment50 | 50 | 0.8314 | 4.42532 | 5.31354 | 0.2889 | 0.2658 | 0.0054 | 526.1761 | 0.1702 | 0.013 |
| Other General Industrial Equipment | 2021 | 2021Other General Industrial Equipment120 | 120 | 0.4037 | 3.7177 | 3.74029 | 0.2559 | 0.2354 | 0.0049 | 469.9998 | 0.152 | 0.012 |
| Other General Industrial Equipment | 2021 | 2021Other General Industrial Equipment175 | 175 | 0.2541 | 2.34745 | 3.23421 | 0.1209 | 0.1113 | 0.0049 | 471.8502 | 0.1526 | 0.012 |
| Other General Industrial Equipment | 2021 | 2021Other General Industrial Equipment250 | 250 | 0.2037 | 2.0939 | 1.17138 | 0.0696 | 0.0641 | 0.0049 | 473.2231 | 0.153 | 0.012 |
| Other General Industrial Equipment | 2021 | 2021Other General Industrial Equipment500 | 500 | 0.1954 | 1.79624 | 1.32958 | 0.0642 | 0.059 | 0.0049 | 472.929 | 0.153 | 0.012 |
| Other General Industrial Equipment | 2021 | 2021Other General Industrial Equipment750 | 750 | 0.166 | 1.38672 | 1.46305 | 0.0544 | 0.05 | 0.0049 | 473.4638 | 0.1531 | 0.012 |
| Other General Industrial Equipment | 2021 | 2021Other General Industrial Equipment1000 | 1000 | 0.2761 | 4.87557 | 1.09291 | 0.1196 | 0.1101 | 0.0049 | 472.0545 | 0.1527 | 0.012 |
| Other General Industrial Equipment | 2022 | 2022Other General Industrial Equipment15 | 15 | 0.7018 | 4.19687 | 5.07591 | 0.2377 | 0.2187 | 0.0054 | 526.1761 | 0.1702 | 0.013 |
| Other General Industrial Equipment | 2022 | 2022Other General Industrial Equipment25 | 25 | 0.7018 | 4.19687 | 5.07591 | 0.2377 | 0.2187 | 0.0054 | 526.1761 | 0.1702 | 0.013 |
| Other General Industrial Equipment | 2022 | 2022Other General Industrial Equipment50 | 50 | 0.7018 | 4.19687 | 5.07591 | 0.2377 | 0.2187 | 0.0054 | 526.1761 | 0.1702 | 0.013 |
| Other General Industrial Equipment | 2022 | 2022Other General Industrial Equipment120 | 120 | 0.3387 | 3.19968 | 3.66821 | 0.1991 | 0.1831 | 0.0049 | 469.9998 | 0.152 | 0.012 |
| Other General Industrial Equipment | 2022 | 2022Other General Industrial Equipment175 | 175 | 0.2435 | 2.14959 | 3.23346 | 0.1109 | 0.102 | 0.0049 | 471.8502 | 0.1526 | 0.012 |
| Other General Industrial Equipment | 2022 | 2022Other General Industrial Equipment250 | 250 | 0.1867 | 1.75874 | 1.13752 | 0.0569 | 0.0523 | 0.0049 | 473.2231 | 0.153 | 0.012 |
| Other General Industrial Equipment | 2022 | 2022Other General Industrial Equipment500 | 500 | 0.1748 | 1.43348 | 1.17139 | 0.0499 | 0.0459 | 0.0049 | 472.929 | 0.153 | 0.012 |
| Other General Industrial Equipment | 2022 | 2022Other General Industrial Equipment750 | 750 | 0.149 | 1.06247 | 1.45658 | 0.0458 | 0.0422 | 0.0049 | 473.4638 | 0.1531 | 0.012 |
| Other General Industrial Equipment | 2022 | 2022Other General Industrial Equipment1000 | 1000 | 0.1874 | 3.942 | 1.03925 | 0.0793 | 0.073 | 0.0049 | 472.0545 | 0.1527 | 0.012 |
| Other General Industrial Equipment | 2023 | 2023Other General Industrial Equipment15 | 15 | 0.6032 | 3.99304 | 4.88317 | 0.194 | 0.1785 | 0.0054 | 526.1761 | 0.1702 | 0.013 |
| Other General Industrial Equipment | 2023 | 2023Other General Industrial Equipment25 | 25 | 0.6032 | 3.99304 | 4.88317 | 0.194 | 0.1785 | 0.0054 | 526.1761 | 0.1702 | 0.013 |
| Other General Industrial Equipment | 2023 | 2023Other General Industrial Equipment50 | 50 | 0.6032 | 3.99304 | 4.88317 | 0.194 | 0.1785 | 0.0054 | 526.1761 | 0.1702 | 0.013 |
| Other General Industrial Equipment | 2023 | 2023Other General Industrial Equipment120 | 120 | 0.3076 | 2.92394 | 3.64703 | 0.1685 | 0.155 | 0.0049 | 469.9998 | 0.152 | 0.012 |
| Other General Industrial Equipment | 2023 | 2023Other General Industrial Equipment175 | 175 | 0.2005 | 1.60937 | 3.17453 | 0.0802 | 0.0738 | 0.0049 | 471.8502 | 0.1526 | 0.012 |
| Other General Industrial Equipment | 2023 | 2023Other General Industrial Equipment250 | 250 | 0.1806 | 1.53043 | 1.14024 | 0.0512 | 0.0471 | 0.0049 | 473.2231 | 0.153 | 0.012 |
| Other General Industrial Equipment | 2023 | 2023Other General Industrial Equipment500 | 500 | 0.164 | 1.25618 | 1.12057 | 0.043 | 0.0396 | 0.0049 | 472.929 | 0.153 | 0.012 |
| Other General Industrial Equipment | 2023 | 2023Other General Industrial Equipment750 | 750 | 0.1106 | 0.62571 | 1.10458 | 0.0226 | 0.0208 | 0.0049 | 473.4638 | 0.1531 | 0.012 |
| Other General Industrial Equipment | 2023 | 2023Other General Industrial Equipment1000 | 1000 | 0.1926 | 3.95549 | 1.04852 | 0.0798 | 0.0734 | 0.0049 | 472.0545 | 0.1527 | 0.012 |
| Other General Industrial Equipment | 2024 | 2024Other General Industrial Equipment15 | 15 | 0.546 | 3.85892 | 4.78022 | 0.1654 | 0.1522 | 0.0054 | 526.1761 | 0.1702 | 0.013 |
| Other General Industrial Equipment | 2024 | 2024Other General Industrial Equipment25 | 25 | 0.546 | 3.85892 | 4.78022 | 0.1654 | 0.1522 | 0.0054 | 526.1761 | 0.1702 | 0.013 |
| Other General Industrial Equipment | 2024 | 2024Other General Industrial Equipment50 | 50 | 0.546 | 3.85892 | 4.78022 | 0.1654 | 0.1522 | 0.0054 | 526.1761 | 0.1702 | 0.013 |
| Other General Industrial Equipment | 2024 | 2024Other General Industrial Equipment120 | 120 | 0.2872 | 2.70778 | 3.63929 | 0.1459 | 0.1342 | 0.0049 | 469.9998 | 0.152 | 0.012 |
| Other General Industrial Equipment | 2024 | 2024Other General Industrial Equipment175 | 175 | 0.1905 | 1.44774 | 3.18534 | 0.0727 | 0.0669 | 0.0049 | 471.8502 | 0.1526 | 0.012 |
| Other General Industrial Equipment | 2024 | 2024Other General Industrial Equipment250 | 250 | 0.1727 | 1.33888 | 1.14124 | 0.0457 | 0.0421 | 0.0049 | 473.2231 | 0.153 | 0.012 |
| Other General Industrial Equipment | 2024 | 2024Other General Industrial Equipment500 | 500 | 0.1576 | 1.15288 | 1.1102 | 0.0395 | 0.0363 | 0.0049 | 472.929 | 0.153 | 0.012 |
| Other General Industrial Equipment | 2024 | 2024Other General Industrial Equipment750 | 750 | 0.1151 | 0.62782 | 1.11228 | 0.0227 | 0.0209 | 0.0049 | 473.4638 | 0.1531 | 0.012 |
| Other General Industrial Equipment | 2024 | 2024Other General Industrial Equipment1000 | 1000 | 0.1978 | 3.97098 | 1.05779 | 0.0802 | 0.0738 | 0.0049 | 472.0545 | 0.1527 | 0.012 |
| Other General Industrial Equipment | 2025 | 2025Other General Industrial Equipment15 | 15 | 0.492 | 3.71721 | 4.67981 | 0.1362 | 0.1253 | 0.0054 | 526.1761 | 0.1702 | 0.013 |
| Other General Industrial Equipment | 2025 | 2025Other General Industrial Equipment25 | 25 | 0.492 | 3.71721 | 4.67981 | 0.1362 | 0.1253 | 0.0054 | 526.1761 | 0.1702 | 0.013 |
| Other General Industrial Equipment | 2025 | 2025Other General Industrial Equipment50 | 50 | 0.492 | 3.71721 | 4.67981 | 0.1362 | 0.1253 | 0.0054 | 526.1761 | 0.1702 | 0.013 |
| Other General Industrial Equipment | 2025 | 2025Other General Industrial Equipment120 | 120 | 0.2575 | 2.43889 | 3.61204 | 0.1181 | 0.1086 | 0.0049 | 469.9998 | 0.152 | 0.012 |
| Other General Industrial Equipment | 2025 | 2025Other General Industrial Equipment175 | 175 | 0.189 | 1.36379 | 3.20434 | 0.0702 | 0.0646 | 0.0049 | 471.8502 | 0.1526 | 0.012 |
| Other General Industrial Equipment | 2025 | 2025Other General Industrial Equipment250 | 250 | 0.1547 | 1.02801 | 1.13176 | 0.0362 | 0.0333 | 0.0049 | 473.2231 | 0.153 | 0.012 |
| Other General Industrial Equipment | 2025 | 2025Other General Industrial Equipment500 | 500 | 0.1515 | 1.05334 | 1.10932 | 0.0353 | 0.0325 | 0.0049 | 472.929 | 0.153 | 0.012 |
| Other General Industrial Equipment | 2025 | 2025Other General Industrial Equipment750 | 750 | 0.117 | 0.629 | 1.1152 | 0.0228 | 0.021 | 0.0049 | 473.4638 | 0.1531 | 0.012 |
| Other General Industrial Equipment | 2025 | 2025Other General Industrial Equipment1000 | 1000 | 0.203 | 3.98546 | 1.06706 | 0.0806 | 0.0742 | 0.0049 | 472.0545 | 0.1527 | 0.012 |
| Other General Industrial Equipment | 2030 | 20300ther General Industrial Equipment15 | 15 | 0.589 | 4.142 | 3.469 | 0.161 | 0.161 | 0.008 | 568.299 | 0.053 | 0.015 |
| Other General Industrial Equipment | 2030 | 20300ther General Industrial Equipment25 | 25 | 0.685 | 4.332 | 2.339 | 0.161 | 0.161 | 0.007 | 568.299 | 0.061 | 0.015 |
| Other General Industrial Equipment | 2030 | 20300ther General Industrial Equipment50 | 50 | 0.609 | 3.46 | 5.299 | 0.048 | 0.048 | 0.007 | 568.299 | 0.054 | 0.015 |
| Other General Industrial Equipment | 2030 | 20300ther General Industrial Equipment120 | 120 | 0.309 | 1.766 | 3.802 | 0.043 | 0.043 | 0.006 | 568.299 | 0.027 | 0.015 |
| Other General Industrial Equipment | 2030 | 20300ther General Industrial Equipment175 | 175 | 0.223 | 0.641 | 3.357 | 0.028 | 0.028 | 0.006 | 568.299 | 0.02 | 0.015 |
| Other General Industrial Equipment | 2030 | 20300ther General Industrial Equipment250 | 250 | 0.209 | 0.536 | 1.143 | 0.018 | 0.018 | 0.006 | 568.299 | 0.018 | 0.015 |
| Other General Industrial Equipment | 2030 | 20300ther General Industrial Equipment500 | 500 | 0.208 | 0.506 | 1.087 | 0.018 | 0.018 | 0.005 | 568.299 | 0.018 | 0.015 |
| Other General Industrial Equipment | 2030 | 20300ther General Industrial Equipment750 | 750 | 0.208 | 0.512 | 1.087 | 0.018 | 0.018 | 0.005 | 568.299 | 0.018 | 0.015 |
| Other General Industrial Equipment | 2030 | 20300ther General Industrial Equipment1000 | 1000 | 0.212 | 2.66 | 1.088 | 0.035 | 0.035 | 0.005 | 568.299 | 0.019 | 0.015 |
| Other General Industrial Equipment | 2035 | 20350ther General Industrial Equipment15 | 15 | 0.589 | 4.142 | 3.469 | 0.161 | 0.161 | 0.008 | 568.299 | 0.053 | 0.015 |
| Other General Industrial Equipment | 2035 | 20350ther General Industrial Equipment25 | 25 | 0.685 | 4.332 | 2.339 | 0.161 | 0.161 | 0.007 | 568.299 | 0.061 | 0.015 |
| Other General Industrial Equipment | 2035 | 20350ther General Industrial Equipment50 | 50 | 0.564 | 3.334 | 5.255 | 0.025 | 0.025 | 0.007 | 568.299 | 0.05 | 0.015 |
| Other General Industrial Equipment | 2035 | 20350ther General Industrial Equipment120 | 120 | 0.282 | 1.567 | 3.794 | 0.022 | 0.022 | 0.006 | 568.3 | 0.025 | 0.015 |
| Other General Industrial Equipment | 2035 | 20350ther General Industrial Equipment175 | 175 | 0.199 | 0.399 | 3.355 | 0.016 | 0.016 | 0.006 | 568.3 | 0.018 | 0.015 |
| Other General Industrial Equipment | 2035 | 20350ther General Industrial Equipment250 | 250 | 0.195 | 0.355 | 1.143 | 0.013 | 0.013 | 0.006 | 568.299 | 0.017 | 0.015 |
| Other General Industrial Equipment | 2035 | 20350ther General Industrial Equipment500 | 500 | 0.195 | 0.351 | 1.087 | 0.013 | 0.013 | 0.005 | 568.299 | 0.017 | 0.015 |
| Other General Industrial Equipment | 2035 | 20350ther General Industrial Equipment750 | 750 | 0.195 | 0.351 | 1.087 | 0.013 | 0.013 | 0.005 | 568.299 | 0.017 | 0.015 |
| Other General Industrial Equipment | 2035 | 20350ther General Industrial Equipment1000 | 1000 | 0.196 | 2.532 | 1.087 | 0.028 | 0.028 | 0.005 | 568.299 | 0.017 | 0.015 |
| Other General Industrial Equipment | 2040 | 20400ther General Industrial Equipment15 | 15 | 0.589 | 4.142 | 3.47 | 0.161 | 0.161 | 0.008 | 568.299 | 0.053 | 0.015 |
| Other General Industrial Equipment | 2040 | 20400ther General Industrial Equipment25 | 25 | 0.685 | 4.332 | 2.339 | 0.161 | 0.161 | 0.007 | 568.299 | 0.061 | 0.015 |
| Other General Industrial Equipment | 2040 | 20400ther General Industrial Equipment50 | 50 | 0.562 | 3.283 | 5.257 | 0.019 | 0.019 | 0.007 | 568.299 | 0.05 | 0.015 |
| Other General Industrial Equipment | 2040 | 20400ther General Industrial Equipment120 | 120 | 0.277 | 1.506 | 3.794 | 0.017 | 0.017 | 0.006 | 568.299 | 0.025 | 0.015 |
| Other General Industrial Equipment | 2040 | 20400ther General Industrial Equipment175 | 175 | 0.191 | 0.315 | 3.356 | 0.012 | 0.012 | 0.006 | 568.299 | 0.017 | 0.015 |
| Other General Industrial Equipment | 2040 | 20400ther General Industrial Equipment250 | 250 | 0.19 | 0.299 | 1.143 | 0.011 | 0.011 | 0.006 | 568.299 | 0.017 | 0.015 |
| Other General Industrial Equipment | 2040 | 20400ther General Industrial Equipment500 | 500 | 0.19 | 0.299 | 1.087 | 0.011 | 0.011 | 0.005 | 568.299 | 0.017 | 0.015 |
| Other General Industrial Equipment | 2040 | 20400ther General Industrial Equipment750 | 750 | 0.19 | 0.299 | 1.087 | 0.011 | 0.011 | 0.005 | 568.299 | 0.017 | 0.015 |
| Other General Industrial Equipment | 2040 | 20400ther General Industrial Equipment1000 | 1000 | 0.191 | 2.5 | 1.087 | 0.025 | 0.025 | 0.005 | 568.299 | 0.017 | 0.015 |
| Other Material Handling Equipment | 1990 | 19900ther Material Handling Equipment50 | 50 | 4.763 | 7.932 | 9.649 | 1.252 | 1.252 | 0.692 | 568.3 | 0.429 | 0.015 |
| Other Material Handling Equipment | 1990 | 19900ther Material Handling Equipment120 | 120 | 2.346 | 14.896 | 5.692 | 1.317 | 1.317 | 0.628 | 568.299 | 0.211 | 0.015 |
| Other Material Handling Equipment | 1990 | 19900ther Material Handling Equipment175 | 175 | 1.599 | 13.377 | 5.041 | 0.872 | 0.872 | 0.602 | 568.299 | 0.144 | 0.015 |
| Other Material Handling Equipment | 1990 | 19900ther Material Handling Equipment250 | 250 | 1.599 | 13.377 | 5.041 | 0.872 | 0.872 | 0.602 | 568.3 | 0.144 | 0.015 |
| Other Material Handling Equipment | 1990 | 19900ther Material Handling Equipment500 | 500 | 1.417 | 12.702 | 11.046 | 0.75 | 0.75 | 0.525 | 568.299 | 0.127 | 0.015 |
| Other Material Handling Equipment | 1990 | 19900ther Material Handling Equipment9999 | 9999 | 1.41 | 12.702 | 11.046 | 0.741 | 0.741 | 0.525 | 568.3 | 0.127 | 0.015 |
| Other Material Handling Equipment | 2000 | 20000ther Material Handling Equipment50 | 50 | 4.428 | 7.068 | 9.121 | 0.925 | 0.925 | 0.065 | 568.299 | 0.399 | 0.015 |
| Other Material Handling Equipment | 2000 | 20000ther Material Handling Equipment120 | 120 | 1.871 | 10.623 | 4.712 | 0.901 | 0.901 | 0.059 | 568.299 | 0.168 | 0.015 |
| Other Material Handling Equipment | 2000 | 20000ther Material Handling Equipment175 | 175 | 1.253 | 9.648 | 3.836 | 0.531 | 0.531 | 0.057 | 568.299 | 0.113 | 0.015 |
| Other Material Handling Equipment | 2000 | 20000ther Material Handling Equipment250 | 250 | 1.051 | 9.289 | 3.061 | 0.435 | 0.435 | 0.057 | 568.3 | 0.094 | 0.015 |
| Other Material Handling Equipment | 2000 | 20000ther Material Handling Equipment500 | 500 | 0.951 | 8.836 | 5.171 | 0.383 | 0.383 | 0.049 | 568.299 | 0.085 | 0.015 |
| Other Material Handling Equipment | 2000 | 20000ther Material Handling Equipment9999 | 9999 | 1.031 | 9.45 | 5.779 | 0.384 | 0.384 | 0.049 | 568.299 | 0.093 | 0.015 |
| Other Material Handling Equipment | 2005 | 20050ther Material Handling Equipment50 | 50 | 4.06 | 6.65 | 8.646 | 0.878 | 0.878 | 0.065 | 568.299 | 0.366 | 0.015 |
| Other Material Handling Equipment | 2005 | 20050ther Material Handling Equipment120 | 120 | 1.634 | 9.001 | 4.393 | 0.857 | 0.857 | 0.059 | 568.3 | 0.147 | 0.015 |
| Other Material Handling Equipment | 2005 | 20050ther Material Handling Equipment175 | 175 | 1.073 | 8.235 | 3.493 | 0.473 | 0.473 | 0.057 | 568.299 | 0.096 | 0.015 |
| Other Material Handling Equipment | 2005 | 20050ther Material Handling Equipment250 | 250 | 0.757 | 7.76 | 2.058 | 0.299 | 0.299 | 0.057 | 568.299 | 0.068 | 0.015 |
| Other Material Handling Equipment | 2005 | 20050ther Material Handling Equipment500 | 500 | 0.67 | 7.071 | 2.676 | 0.268 | 0.268 | 0.049 | 568.299 | 0.06 | 0.015 |
| Other Material Handling Equipment | 2005 | 20050ther Material Handling Equipment9999 | 9999 | 0.803 | 8.291 | 3.267 | 0.278 | 0.278 | 0.049 | 568.299 | 0.072 | 0.015 |
| Other Material Handling Equipment | 2010 | 20100ther Material Handling Equipment50 | 50 | 2.1118 | 6.11921 | 7.14242 | 0.6727 | 0.6189 | 0.0054 | 581.8987 | 0.1694 | 0.015 |
| Other Material Handling Equipment | 2010 | 20100ther Material Handling Equipment120 | 120 | 0.7397 | 6.86036 | 3.91836 | 0.5499 | 0.5059 | 0.0049 | 526.2094 | 0.1532 | 0.013 |
| Other Material Handling Equipment | 2010 | 20100ther Material Handling Equipment175 | 175 | 0.5915 | 6.62945 | 3.45939 | 0.3644 | 0.3353 | 0.0049 | 524.6881 | 0.1527 | 0.013 |
| Other Material Handling Equipment | 2010 | 20100ther Material Handling Equipment250 | 250 | 0.537 | 7.05748 | 2.2178 | 0.2919 | 0.2685 | 0.0049 | 523.8589 | 0.1525 | 0.013 |
| Other Material Handling Equipment | 2010 | 20100ther Material Handling Equipment500 | 500 | 0.3988 | 5.53948 | 2.89546 | 0.2246 | 0.2066 | 0.0049 | 522.5525 | 0.1521 | 0.013 |
| Other Material Handling Equipment | 2010 | 20100ther Material Handling Equipment9999 | 9999 | 0.1625 | 4.31467 | 0.96514 | 0.0998 | 0.0918 | 0.0049 | 524.505 | 0.1527 | 0.013 |
| Other Material Handling Equipment | 2011 | 20110ther Material Handling Equipment50 | 50 | 1.9811 | 6.0264 | 6.95209 | 0.644 | 0.5925 | 0.0054 | 580.4439 | 0.1694 | 0.015 |
| Other Material Handling Equipment | 2011 | 20110ther Material Handling Equipment120 | 120 | 0.702 | 6.54765 | 3.89742 | 0.5271 | 0.485 | 0.0049 | 524.8938 | 0.1532 | 0.013 |
| Other Material Handling Equipment | 2011 | 20110ther Material Handling Equipment175 | 175 | 0.5841 | 6.48588 | 3.45599 | 0.3599 | 0.3311 | 0.0049 | 523.3764 | 0.1527 | 0.013 |
| Other Material Handling Equipment | 2011 | 20110ther Material Handling Equipment250 | 250 | 0.5349 | 6.98965 | 2.18416 | 0.288 | 0.265 | 0.0049 | 522.5592 | 0.1525 | 0.013 |
| Other Material Handling Equipment | 2011 | 20110ther Material Handling Equipment500 | 500 | 0.3987 | 5.43165 | 2.78574 | 0.2207 | 0.203 | 0.0049 | 521.2461 | 0.1521 | 0.013 |
| Other Material Handling Equipment | 2011 | 20110ther Material Handling Equipment9999 | 9999 | 0.1767 | 4.35542 | 0.97804 | 0.1031 | 0.0949 | 0.0049 | 523.1938 | 0.1527 | 0.013 |
| Other Material Handling Equipment | 2012 | 20120ther Material Handling Equipment50 | 50 | 1.8812 | 5.92499 | 6.81597 | 0.6197 | 0.5702 | 0.0054 | 578.9892 | 0.1694 | 0.015 |
| Other Material Handling Equipment | 2012 | 20120ther Material Handling Equipment120 | 120 | 0.6866 | 6.36758 | 3.90414 | 0.5159 | 0.4746 | 0.0049 | 523.5783 | 0.1532 | 0.013 |
| Other Material Handling Equipment | 2012 | 20120ther Material Handling Equipment175 | 175 | 0.5821 | 6.40913 | 3.47827 | 0.3565 | 0.328 | 0.0049 | 522.0647 | 0.1527 | 0.013 |
| Other Material Handling Equipment | 2012 | 20120ther Material Handling Equipment250 | 250 | 0.5432 | 7.02565 | 2.19514 | 0.2902 | 0.267 | 0.0049 | 521.2496 | 0.1525 | 0.013 |
| Other Material Handling Equipment | 2012 | 20120ther Material Handling Equipment500 | 500 | 0.3952 | 5.30246 | 2.61135 | 0.2145 | 0.1973 | 0.0049 | 519.9397 | 0.1521 | 0.013 |
| Other Material Handling Equipment | 2012 | 20120ther Material Handling Equipment9999 | 9999 | 0.1908 | 4.39617 | 0.99094 | 0.1065 | 0.0979 | 0.0049 | 521.8825 | 0.1527 | 0.013 |
| Other Material Handling Equipment | 2013 | 20130ther Material Handling Equipment50 | 50 | 1.7695 | 5.85572 | 6.66457 | 0.596 | 0.5483 | 0.0054 | 576.0797 | 0.1694 | 0.015 |
| Other Material Handling Equipment | 2013 | 20130ther Material Handling Equipment120 | 120 | 0.6084 | 5.76277 | 3.82317 | 0.447 | 0.4112 | 0.0049 | 520.9473 | 0.1532 | 0.013 |
| Other Material Handling Equipment | 2013 | 20130ther Material Handling Equipment175 | 175 | 0.5596 | 6.15356 | 3.43613 | 0.3328 | 0.3062 | 0.0049 | 519.4412 | 0.1527 | 0.013 |
| Other Material Handling Equipment | 2013 | 20130ther Material Handling Equipment250 | 250 | 0.5332 | 6.82184 | 2.16882 | 0.2811 | 0.2587 | 0.0049 | 518.6302 | 0.1525 | 0.013 |
| Other Material Handling Equipment | 2013 | 20130ther Material Handling Equipment500 | 500 | 0.3681 | 4.87099 | 2.33558 | 0.1948 | 0.1792 | 0.0049 | 517.327 | 0.1521 | 0.013 |
| Other Material Handling Equipment | 2013 | 20130ther Material Handling Equipment9999 | 9999 | 0.2049 | 4.43692 | 1.00384 | 0.1098 | 0.101 | 0.0049 | 519.26 | 0.1527 | 0.013 |
| Other Material Handling Equipment | 2014 | 20140ther Material Handling Equipment50 | 50 | 1.6952 | 5.75119 | 6.58988 | 0.5751 | 0.5291 | 0.0054 | 573.1702 | 0.1694 | 0.015 |
| Other Material Handling Equipment | 2014 | 20140ther Material Handling Equipment120 | 120 | 0.5579 | 5.37202 | 3.77914 | 0.4122 | 0.3792 | 0.0049 | 518.3162 | 0.1532 | 0.013 |
| Other Material Handling Equipment | 2014 | 20140ther Material Handling Equipment175 | 175 | 0.5283 | 5.79759 | 3.43064 | 0.3128 | 0.2877 | 0.0049 | 516.8178 | 0.1527 | 0.013 |
| Other Material Handling Equipment | 2014 | 20140ther Material Handling Equipment250 | 250 | 0.4751 | 6.17254 | 1.93605 | 0.2421 | 0.2227 | 0.0049 | 516.0109 | 0.1525 | 0.013 |

| | | | | | | | | | | | | |
|---|---|---|---|---|---|---|---|---|---|---|---|---|
| Other Material Handling Equipment | 2014 | 2014Other Material Handling Equipment500 | 500 | 0.3314 | 4.35658 | 1.92674 | 0.1689 | 0.1554 | 0.0049 | 514.7142 | 0.1521 | 0.013 |
| Other Material Handling Equipment | 2014 | 2014Other Material Handling Equipment9999 | 9999 | 0.1412 | 3.4363 | 0.97804 | 0.0665 | 0.0612 | 0.0049 | 516.6375 | 0.1527 | 0.013 |
| Other Material Handling Equipment | 2015 | 2015Other Material Handling Equipment50 | 50 | 1.7334 | 5.7994 | 6.75642 | 0.5863 | 0.5394 | 0.0054 | 567.3512 | 0.1694 | 0.015 |
| Other Material Handling Equipment | 2015 | 2015Other Material Handling Equipment120 | 120 | 0.5278 | 4.98312 | 3.75787 | 0.3827 | 0.352 | 0.0049 | 513.0541 | 0.1532 | 0.013 |
| Other Material Handling Equipment | 2015 | 2015Other Material Handling Equipment175 | 175 | 0.5251 | 5.6445 | 3.43301 | 0.306 | 0.2815 | 0.0049 | 511.5709 | 0.1527 | 0.013 |
| Other Material Handling Equipment | 2015 | 2015Other Material Handling Equipment250 | 250 | 0.4234 | 5.5323 | 1.74236 | 0.2071 | 0.1905 | 0.0049 | 510.7722 | 0.1525 | 0.013 |
| Other Material Handling Equipment | 2015 | 2015Other Material Handling Equipment500 | 500 | 0.333 | 4.27243 | 1.91761 | 0.1655 | 0.1523 | 0.0049 | 509.4887 | 0.1521 | 0.013 |
| Other Material Handling Equipment | 2015 | 2015Other Material Handling Equipment9999 | 9999 | 0.1481 | 3.45753 | 0.98649 | 0.0682 | 0.0627 | 0.0049 | 511.3924 | 0.1527 | 0.013 |
| Other Material Handling Equipment | 2016 | 2016Other Material Handling Equipment50 | 50 | 1.7651 | 5.80157 | 6.89161 | 0.5934 | 0.5459 | 0.0054 | 561.5322 | 0.1694 | 0.014 |
| Other Material Handling Equipment | 2016 | 2016Other Material Handling Equipment120 | 120 | 0.5138 | 4.79843 | 3.76606 | 0.367 | 0.3377 | 0.0049 | 507.792 | 0.1532 | 0.013 |
| Other Material Handling Equipment | 2016 | 2016Other Material Handling Equipment175 | 175 | 0.4888 | 5.21152 | 3.41823 | 0.2795 | 0.2571 | 0.0049 | 506.324 | 0.1527 | 0.013 |
| Other Material Handling Equipment | 2016 | 2016Other Material Handling Equipment250 | 250 | 0.3984 | 5.19629 | 1.64277 | 0.1889 | 0.1738 | 0.0049 | 505.5335 | 0.1525 | 0.013 |
| Other Material Handling Equipment | 2016 | 2016Other Material Handling Equipment500 | 500 | 0.3227 | 4.05322 | 1.87077 | 0.1557 | 0.1433 | 0.0049 | 504.2631 | 0.1521 | 0.013 |
| Other Material Handling Equipment | 2016 | 2016Other Material Handling Equipment9999 | 9999 | 0.1585 | 3.48884 | 0.99739 | 0.0702 | 0.0646 | 0.0049 | 506.1474 | 0.1527 | 0.013 |
| Other Material Handling Equipment | 2017 | 2017Other Material Handling Equipment50 | 50 | 1.6152 | 5.57447 | 6.63527 | 0.5458 | 0.5022 | 0.0054 | 552.8037 | 0.1694 | 0.014 |
| Other Material Handling Equipment | 2017 | 2017Other Material Handling Equipment120 | 120 | 0.4878 | 4.56113 | 3.75788 | 0.3412 | 0.3139 | 0.0049 | 499.8989 | 0.1532 | 0.013 |
| Other Material Handling Equipment | 2017 | 2017Other Material Handling Equipment175 | 175 | 0.4269 | 4.48809 | 3.35117 | 0.2379 | 0.2189 | 0.0049 | 498.4537 | 0.1527 | 0.013 |
| Other Material Handling Equipment | 2017 | 2017Other Material Handling Equipment250 | 250 | 0.3594 | 4.70454 | 1.51249 | 0.163 | 0.15 | 0.0049 | 497.6755 | 0.1525 | 0.013 |
| Other Material Handling Equipment | 2017 | 2017Other Material Handling Equipment500 | 500 | 0.3251 | 3.9709 | 1.86256 | 0.1535 | 0.1413 | 0.0049 | 496.4249 | 0.1521 | 0.013 |
| Other Material Handling Equipment | 2017 | 2017Other Material Handling Equipment9999 | 9999 | 0.169 | 3.52015 | 1.01029 | 0.0722 | 0.0665 | 0.0049 | 498.2798 | 0.1527 | 0.013 |
| Other Material Handling Equipment | 2018 | 2018Other Material Handling Equipment50 | 50 | 1.2894 | 5.18225 | 6.06083 | 0.4567 | 0.4201 | 0.0054 | 544.0753 | 0.1694 | 0.014 |
| Other Material Handling Equipment | 2018 | 2018Other Material Handling Equipment120 | 120 | 0.4072 | 3.9436 | 3.67482 | 0.2711 | 0.2494 | 0.0049 | 492.0058 | 0.1532 | 0.013 |
| Other Material Handling Equipment | 2018 | 2018Other Material Handling Equipment175 | 175 | 0.3265 | 3.33231 | 3.21803 | 0.1725 | 0.1587 | 0.0049 | 490.5834 | 0.1527 | 0.013 |
| Other Material Handling Equipment | 2018 | 2018Other Material Handling Equipment250 | 250 | 0.3161 | 4.09187 | 1.3884 | 0.135 | 0.1242 | 0.0049 | 489.8174 | 0.1525 | 0.013 |
| Other Material Handling Equipment | 2018 | 2018Other Material Handling Equipment500 | 500 | 0.2959 | 3.52439 | 1.63271 | 0.1335 | 0.1228 | 0.0049 | 488.5866 | 0.1521 | 0.013 |
| Other Material Handling Equipment | 2018 | 2018Other Material Handling Equipment9999 | 9999 | 0.1795 | 3.55146 | 1.02319 | 0.0742 | 0.0683 | 0.0049 | 490.4122 | 0.1527 | 0.013 |
| Other Material Handling Equipment | 2019 | 2019Other Material Handling Equipment50 | 50 | 1.2753 | 5.17904 | 6.13945 | 0.4519 | 0.4158 | 0.0054 | 535.3468 | 0.1694 | 0.014 |
| Other Material Handling Equipment | 2019 | 2019Other Material Handling Equipment120 | 120 | 0.3602 | 3.56573 | 3.63634 | 0.2307 | 0.2123 | 0.0049 | 484.1126 | 0.1532 | 0.012 |
| Other Material Handling Equipment | 2019 | 2019Other Material Handling Equipment175 | 175 | 0.2796 | 2.77369 | 3.1852 | 0.1388 | 0.1277 | 0.0049 | 482.7131 | 0.1527 | 0.012 |
| Other Material Handling Equipment | 2019 | 2019Other Material Handling Equipment250 | 250 | 0.3 | 3.81716 | 1.34052 | 0.1231 | 0.1133 | 0.0049 | 481.9594 | 0.1525 | 0.012 |
| Other Material Handling Equipment | 2019 | 2019Other Material Handling Equipment500 | 500 | 0.2909 | 3.37078 | 1.61951 | 0.1278 | 0.1175 | 0.0049 | 480.7483 | 0.1521 | 0.012 |
| Other Material Handling Equipment | 2019 | 2019Other Material Handling Equipment9999 | 9999 | 0.1899 | 3.58277 | 1.03609 | 0.0763 | 0.0702 | 0.0049 | 482.5446 | 0.1527 | 0.012 |
| Other Material Handling Equipment | 2020 | 2020Other Material Handling Equipment50 | 50 | 1.2452 | 5.13925 | 6.1671 | 0.4392 | 0.4041 | 0.0054 | 523.7088 | 0.1694 | 0.013 |
| Other Material Handling Equipment | 2020 | 2020Other Material Handling Equipment120 | 120 | 0.3065 | 3.10396 | 3.58938 | 0.1823 | 0.1677 | 0.0049 | 473.5884 | 0.1532 | 0.012 |
| Other Material Handling Equipment | 2020 | 2020Other Material Handling Equipment175 | 175 | 0.252 | 2.36653 | 3.17089 | 0.1181 | 0.1086 | 0.0049 | 472.2193 | 0.1527 | 0.012 |
| Other Material Handling Equipment | 2020 | 2020Other Material Handling Equipment250 | 250 | 0.2908 | 3.59889 | 1.31882 | 0.1152 | 0.106 | 0.0049 | 471.482 | 0.1525 | 0.012 |
| Other Material Handling Equipment | 2020 | 2020Other Material Handling Equipment500 | 500 | 0.2825 | 3.20974 | 1.52346 | 0.1198 | 0.1102 | 0.0049 | 470.2972 | 0.1521 | 0.012 |
| Other Material Handling Equipment | 2020 | 2020Other Material Handling Equipment9999 | 9999 | 0.2004 | 3.61407 | 1.04898 | 0.0783 | 0.072 | 0.0049 | 472.0545 | 0.1527 | 0.012 |
| Other Material Handling Equipment | 2021 | 2021Other Material Handling Equipment50 | 50 | 1.1079 | 4.96638 | 5.95956 | 0.3956 | 0.364 | 0.0054 | 523.7088 | 0.1694 | 0.013 |
| Other Material Handling Equipment | 2021 | 2021Other Material Handling Equipment120 | 120 | 0.2941 | 2.95622 | 3.60203 | 0.1657 | 0.1524 | 0.0049 | 473.5884 | 0.1532 | 0.012 |
| Other Material Handling Equipment | 2021 | 2021Other Material Handling Equipment175 | 175 | 0.2488 | 2.24633 | 3.19638 | 0.1138 | 0.1047 | 0.0049 | 472.2193 | 0.1527 | 0.012 |
| Other Material Handling Equipment | 2021 | 2021Other Material Handling Equipment250 | 250 | 0.2694 | 3.08193 | 1.30911 | 0.1024 | 0.0942 | 0.0049 | 471.482 | 0.1525 | 0.012 |
| Other Material Handling Equipment | 2021 | 2021Other Material Handling Equipment500 | 500 | 0.2541 | 2.60166 | 1.44188 | 0.1011 | 0.093 | 0.0049 | 470.2972 | 0.1521 | 0.012 |
| Other Material Handling Equipment | 2021 | 2021Other Material Handling Equipment9999 | 9999 | 0.0725 | 2.3179 | 0.97159 | 0.0195 | 0.0179 | 0.0049 | 472.0545 | 0.1527 | 0.012 |
| Other Material Handling Equipment | 2022 | 2022Other Material Handling Equipment50 | 50 | 1.1034 | 4.92048 | 5.98386 | 0.3851 | 0.3543 | 0.0054 | 523.7088 | 0.1694 | 0.013 |
| Other Material Handling Equipment | 2022 | 2022Other Material Handling Equipment120 | 120 | 0.2472 | 2.56673 | 3.55673 | 0.1209 | 0.1112 | 0.0049 | 473.5884 | 0.1532 | 0.012 |
| Other Material Handling Equipment | 2022 | 2022Other Material Handling Equipment175 | 175 | 0.2256 | 1.89383 | 3.17607 | 0.1028 | 0.0945 | 0.0049 | 472.2193 | 0.1527 | 0.012 |
| Other Material Handling Equipment | 2022 | 2022Other Material Handling Equipment250 | 250 | 0.2288 | 2.42542 | 1.23917 | 0.0826 | 0.076 | 0.0049 | 471.482 | 0.1525 | 0.012 |
| Other Material Handling Equipment | 2022 | 2022Other Material Handling Equipment500 | 500 | 0.2264 | 2.06254 | 1.34592 | 0.0834 | 0.0767 | 0.0049 | 470.2972 | 0.1521 | 0.012 |
| Other Material Handling Equipment | 2022 | 2022Other Material Handling Equipment9999 | 9999 | 0.0761 | 2.32798 | 0.97804 | 0.0198 | 0.0182 | 0.0049 | 472.0545 | 0.1527 | 0.012 |
| Other Material Handling Equipment | 2023 | 2023Other Material Handling Equipment50 | 50 | 1.0109 | 4.68435 | 5.75727 | 0.3401 | 0.3129 | 0.0054 | 523.7088 | 0.1694 | 0.013 |
| Other Material Handling Equipment | 2023 | 2023Other Material Handling Equipment120 | 120 | 0.2248 | 2.29768 | 3.51535 | 0.1037 | 0.0954 | 0.0049 | 473.5884 | 0.1532 | 0.012 |
| Other Material Handling Equipment | 2023 | 2023Other Material Handling Equipment175 | 175 | 0.2169 | 1.76898 | 3.17066 | 0.0959 | 0.0882 | 0.0049 | 472.2193 | 0.1527 | 0.012 |
| Other Material Handling Equipment | 2023 | 2023Other Material Handling Equipment250 | 250 | 0.207 | 2.00366 | 1.20917 | 0.069 | 0.0635 | 0.0049 | 471.482 | 0.1525 | 0.012 |
| Other Material Handling Equipment | 2023 | 2023Other Material Handling Equipment500 | 500 | 0.2175 | 1.87023 | 1.34382 | 0.0781 | 0.0719 | 0.0049 | 470.2972 | 0.1521 | 0.012 |
| Other Material Handling Equipment | 2023 | 2023Other Material Handling Equipment9999 | 9999 | 0.0544 | 2.26751 | 0.93935 | 0.0179 | 0.0165 | 0.0049 | 472.0545 | 0.1527 | 0.012 |
| Other Material Handling Equipment | 2024 | 2024Other Material Handling Equipment50 | 50 | 0.9426 | 4.5789 | 5.6693 | 0.3139 | 0.2888 | 0.0054 | 523.7088 | 0.1694 | 0.013 |
| Other Material Handling Equipment | 2024 | 2024Other Material Handling Equipment120 | 120 | 0.2202 | 2.22162 | 3.51036 | 0.0964 | 0.0887 | 0.0049 | 473.5884 | 0.1532 | 0.012 |
| Other Material Handling Equipment | 2024 | 2024Other Material Handling Equipment175 | 175 | 0.2083 | 1.63864 | 3.18111 | 0.088 | 0.0809 | 0.0049 | 472.2193 | 0.1527 | 0.012 |
| Other Material Handling Equipment | 2024 | 2024Other Material Handling Equipment250 | 250 | 0.2101 | 1.98559 | 1.21822 | 0.0682 | 0.0627 | 0.0049 | 471.482 | 0.1525 | 0.012 |
| Other Material Handling Equipment | 2024 | 2024Other Material Handling Equipment500 | 500 | 0.2118 | 1.75588 | 1.26223 | 0.072 | 0.0662 | 0.0049 | 470.2972 | 0.1521 | 0.012 |
| Other Material Handling Equipment | 2024 | 2024Other Material Handling Equipment9999 | 9999 | 0.058 | 2.27759 | 0.9458 | 0.0182 | 0.0168 | 0.0049 | 472.0545 | 0.1527 | 0.012 |
| Other Material Handling Equipment | 2025 | 2025Other Material Handling Equipment50 | 50 | 0.7443 | 4.23278 | 5.24797 | 0.2385 | 0.2194 | 0.0054 | 523.7088 | 0.1694 | 0.013 |
| Other Material Handling Equipment | 2025 | 2025Other Material Handling Equipment120 | 120 | 0.2032 | 2.05524 | 3.49652 | 0.0806 | 0.0742 | 0.0049 | 473.5884 | 0.1532 | 0.012 |
| Other Material Handling Equipment | 2025 | 2025Other Material Handling Equipment175 | 175 | 0.1892 | 1.39583 | 3.1679 | 0.0724 | 0.0666 | 0.0049 | 472.2193 | 0.1527 | 0.012 |
| Other Material Handling Equipment | 2025 | 2025Other Material Handling Equipment250 | 250 | 0.1997 | 1.77352 | 1.19728 | 0.06 | 0.0552 | 0.0049 | 471.482 | 0.1525 | 0.012 |
| Other Material Handling Equipment | 2025 | 2025Other Material Handling Equipment500 | 500 | 0.2038 | 1.60116 | 1.25988 | 0.0567 | 0.0613 | 0.0049 | 470.2972 | 0.1521 | 0.012 |
| Other Material Handling Equipment | 2025 | 2025Other Material Handling Equipment9999 | 9999 | 0.0652 | 2.29775 | 0.9587 | 0.0189 | 0.0173 | 0.0049 | 472.0545 | 0.1527 | 0.012 |
| Other Material Handling Equipment | 2030 | 2030Other Material Handling Equipment50 | 50 | 0.598 | 3.447 | 5.237 | 0.048 | 0.048 | 0.007 | 568.299 | 0.053 | 0.015 |
| Other Material Handling Equipment | 2030 | 2030Other Material Handling Equipment120 | 120 | 0.304 | 1.762 | 3.784 | 0.043 | 0.043 | 0.006 | 568.299 | 0.027 | 0.015 |
| Other Material Handling Equipment | 2030 | 2030Other Material Handling Equipment175 | 175 | 0.22 | 0.64 | 3.341 | 0.028 | 0.028 | 0.006 | 568.299 | 0.019 | 0.015 |
| Other Material Handling Equipment | 2030 | 2030Other Material Handling Equipment250 | 250 | 0.206 | 0.535 | 1.138 | 0.018 | 0.018 | 0.006 | 568.299 | 0.018 | 0.015 |
| Other Material Handling Equipment | 2030 | 2030Other Material Handling Equipment500 | 500 | 0.205 | 0.505 | 1.083 | 0.018 | 0.018 | 0.005 | 568.299 | 0.018 | 0.015 |
| Other Material Handling Equipment | 2030 | 2030Other Material Handling Equipment9999 | 9999 | 0.218 | 2.653 | 1.084 | 0.035 | 0.035 | 0.005 | 568.299 | 0.019 | 0.015 |
| Other Material Handling Equipment | 2035 | 2035Other Material Handling Equipment50 | 50 | 0.552 | 3.321 | 5.189 | 0.025 | 0.025 | 0.007 | 568.299 | 0.049 | 0.015 |
| Other Material Handling Equipment | 2035 | 2035Other Material Handling Equipment120 | 120 | 0.277 | 1.563 | 3.774 | 0.022 | 0.022 | 0.006 | 568.299 | 0.025 | 0.015 |
| Other Material Handling Equipment | 2035 | 2035Other Material Handling Equipment175 | 175 | 0.196 | 0.398 | 3.338 | 0.016 | 0.016 | 0.006 | 568.299 | 0.017 | 0.015 |
| Other Material Handling Equipment | 2035 | 2035Other Material Handling Equipment250 | 250 | 0.192 | 0.354 | 1.137 | 0.013 | 0.013 | 0.005 | 568.299 | 0.017 | 0.015 |
| Other Material Handling Equipment | 2035 | 2035Other Material Handling Equipment500 | 500 | 0.192 | 0.35 | 1.082 | 0.013 | 0.013 | 0.005 | 568.299 | 0.017 | 0.015 |
| Other Material Handling Equipment | 2035 | 2035Other Material Handling Equipment9999 | 9999 | 0.197 | 2.525 | 1.082 | 0.027 | 0.027 | 0.005 | 568.299 | 0.017 | 0.015 |
| Other Material Handling Equipment | 2040 | 2040Other Material Handling Equipment50 | 50 | 0.551 | 3.269 | 5.191 | 0.018 | 0.018 | 0.007 | 568.299 | 0.049 | 0.015 |
| Other Material Handling Equipment | 2040 | 2040Other Material Handling Equipment120 | 120 | 0.272 | 1.502 | 3.775 | 0.017 | 0.017 | 0.006 | 568.3 | 0.024 | 0.015 |
| Other Material Handling Equipment | 2040 | 2040Other Material Handling Equipment175 | 175 | 0.188 | 0.314 | 3.339 | 0.012 | 0.012 | 0.006 | 568.299 | 0.017 | 0.015 |
| Other Material Handling Equipment | 2040 | 2040Other Material Handling Equipment250 | 250 | 0.187 | 0.298 | 1.137 | 0.011 | 0.011 | 0.006 | 568.299 | 0.016 | 0.015 |
| Other Material Handling Equipment | 2040 | 2040Other Material Handling Equipment500 | 500 | 0.187 | 0.298 | 1.082 | 0.011 | 0.011 | 0.005 | 568.299 | 0.016 | 0.015 |
| Other Material Handling Equipment | 2040 | 2040Other Material Handling Equipment9999 | 9999 | 0.189 | 2.493 | 1.082 | 0.025 | 0.025 | 0.005 | 568.3 | 0.017 | 0.015 |
| Pavers | 1990 | 1990Pavers25 | 25 | 2.213 | 6.919 | 4.999 | 0.741 | 0.741 | 0.855 | 568.299 | 0.199 | 0.015 |
| Pavers | 1990 | 1990Pavers50 | 50 | 4.794 | 7.946 | 9.701 | 1.268 | 1.268 | 0.871 | 568.299 | 0.432 | 0.015 |
| Pavers | 1990 | 1990Pavers120 | 120 | 2.373 | 15.062 | 5.748 | 1.339 | 1.339 | 0.791 | 568.299 | 0.214 | 0.015 |
| Pavers | 1990 | 1990Pavers175 | 175 | 1.822 | 14.503 | 5.135 | 1.01 | 1.01 | 0.758 | 568.3 | 0.164 | 0.015 |
| Pavers | 1990 | 1990Pavers250 | 250 | 1.822 | 14.503 | 5.135 | 1.01 | 1.01 | 0.758 | 568.299 | 0.164 | 0.015 |
| Pavers | 1990 | 1990Pavers500 | 500 | 1.61 | 13.755 | 11.305 | 0.864 | 0.864 | 0.662 | 568.3 | 0.145 | 0.015 |
| Pavers | 2000 | 2000Pavers25 | 25 | 2.044 | 6.391 | 4.689 | 0.569 | 0.569 | 0.065 | 568.299 | 0.184 | 0.015 |
| Pavers | 2000 | 2000Pavers50 | 50 | 4.464 | 7.116 | 9.175 | 0.93 | 0.93 | 0.066 | 568.299 | 0.402 | 0.015 |
| Pavers | 2000 | 2000Pavers120 | 120 | 1.94 | 11.121 | 4.853 | 0.916 | 0.916 | 0.06 | 568.299 | 0.175 | 0.015 |
| Pavers | 2000 | 2000Pavers175 | 175 | 1.324 | 10.172 | 4.022 | 0.558 | 0.558 | 0.057 | 568.299 | 0.119 | 0.015 |
| Pavers | 2000 | 2000Pavers250 | 250 | 1.175 | 9.909 | 3.443 | 0.488 | 0.488 | 0.057 | 568.299 | 0.106 | 0.015 |
| Pavers | 2000 | 2000Pavers500 | 500 | 1.058 | 9.422 | 6.242 | 0.426 | 0.426 | 0.05 | 568.299 | 0.095 | 0.015 |
| Pavers | 2005 | 2005Pavers25 | 25 | 1.388 | 5.819 | 3.497 | 0.444 | 0.444 | 0.065 | 568.299 | 0.125 | 0.015 |
| Pavers | 2005 | 2005Pavers50 | 50 | 4.125 | 6.746 | 8.722 | 0.883 | 0.883 | 0.066 | 568.299 | 0.372 | 0.015 |
| Pavers | 2005 | 2005Pavers120 | 120 | 1.733 | 9.797 | 4.584 | 0.869 | 0.869 | 0.06 | 568.299 | 0.156 | 0.015 |
| Pavers | 2005 | 2005Pavers175 | 175 | 1.147 | 8.921 | 3.731 | 0.5 | 0.5 | 0.057 | 568.299 | 0.103 | 0.015 |
| Pavers | 2005 | 2005Pavers250 | 250 | 0.928 | 8.591 | 2.661 | 0.387 | 0.382 | 0.057 | 568.299 | 0.083 | 0.015 |
| Pavers | 2005 | 2005Pavers500 | 500 | 0.818 | 7.91 | 4.283 | 0.335 | 0.335 | 0.05 | 568.299 | 0.073 | 0.015 |
| Pavers | 2010 | 2010Pavers25 | 25 | 1.886 | 5.97127 | 6.22261 | 0.6188 | 0.5693 | 0.0054 | 585.4019 | 0.1704 | 0.015 |
| Pavers | 2010 | 2010Pavers50 | 50 | 1.886 | 5.97127 | 6.22261 | 0.6188 | 0.5693 | 0.0054 | 585.4019 | 0.1704 | 0.015 |
| Pavers | 2010 | 2010Pavers120 | 120 | 0.7751 | 7.01944 | 3.82417 | 0.5403 | 0.4971 | 0.0048 | 521.2606 | 0.1517 | 0.013 |
| Pavers | 2010 | 2010Pavers175 | 175 | 0.5828 | 6.66867 | 3.10662 | 0.3369 | 0.31 | 0.0049 | 525.3233 | 0.1529 | 0.013 |
| Pavers | 2010 | 2010Pavers250 | 250 | 0.1988 | 4.38018 | 1.01703 | 0.1109 | 0.1021 | 0.0049 | 526.8527 | 0.1534 | 0.013 |
| Pavers | 2010 | 2010Pavers500 | 500 | 0.2021 | 3.56944 | 1.1256 | 0.1231 | 0.1132 | 0.0048 | 517.8758 | 0.1507 | 0.013 |
| Pavers | 2011 | 2011Pavers25 | 25 | 1.8955 | 5.97418 | 6.28822 | 0.6211 | 0.5714 | 0.0054 | 583.8947 | 0.1704 | 0.015 |
| Pavers | 2011 | 2011Pavers50 | 50 | 1.8955 | 5.97418 | 6.28822 | 0.6211 | 0.5714 | 0.0054 | 583.8947 | 0.1704 | 0.015 |
| Pavers | 2011 | 2011Pavers120 | 120 | 0.7414 | 8.70468 | 3.7912 | 0.5208 | 0.4791 | 0.0048 | 519.7631 | 0.1517 | 0.013 |
| Pavers | 2011 | 2011Pavers175 | 175 | 0.567 | 6.45159 | 3.11177 | 0.3275 | 0.3013 | 0.0049 | 524.0864 | 0.1529 | 0.013 |
| Pavers | 2011 | 2011Pavers250 | 250 | 0.2056 | 4.38871 | 1.02596 | 0.1122 | 0.1033 | 0.0049 | 525.5251 | 0.1534 | 0.013 |
| Pavers | 2011 | 2011Pavers500 | 500 | 0.2095 | 3.58498 | 1.13249 | 0.125 | 0.115 | 0.0048 | 516.5811 | 0.1507 | 0.013 |
| Pavers | 2012 | 2012Pavers25 | 25 | 1.9215 | 5.86068 | 6.36408 | 0.609 | 0.5603 | 0.0054 | 582.5825 | 0.1704 | 0.015 |
| Pavers | 2012 | 2012Pavers50 | 50 | 1.9215 | 5.86068 | 6.36408 | 0.609 | 0.5603 | 0.0054 | 582.5825 | 0.1704 | 0.015 |
| Pavers | 2012 | 2012Pavers120 | 120 | 0.745 | 6.67323 | 3.81157 | 0.5234 | 0.4815 | 0.0048 | 518.3581 | 0.1516 | 0.013 |
| Pavers | 2012 | 2012Pavers175 | 175 | 0.5694 | 6.44162 | 3.13178 | 0.3293 | 0.303 | 0.0049 | 522.8325 | 0.1529 | 0.013 |
| Pavers | 2012 | 2012Pavers250 | 250 | 0.2128 | 4.41317 | 1.035 | 0.114 | 0.1049 | 0.0049 | 524.2222 | 0.1534 | 0.013 |
| Pavers | 2012 | 2012Pavers500 | 500 | 0.2168 | 3.59993 | 1.13914 | 0.1268 | 0.1166 | 0.0048 | 515.2863 | 0.1507 | 0.013 |
| Pavers | 2013 | 2013Pavers25 | 25 | 1.9122 | 5.84153 | 6.39148 | 0.6051 | 0.5567 | 0.0054 | 580.2093 | 0.1706 | 0.015 |

| | | | | | | | | | | | | |
|---|---|---|---|---|---|---|---|---|---|---|---|---|
| Pavers | 2013 | 2013Pavers50 | 50 | 1.9122 | 5.84153 | 6.39148 | 0.6051 | 0.5567 | 0.0054 | 580.2093 | 0.1706 | 0.015 |
| Pavers | 2013 | 2013Pavers120 | 120 | 0.7106 | 6.43604 | 3.79289 | 0.5009 | 0.4608 | 0.0048 | 516.6013 | 0.1519 | 0.013 |
| Pavers | 2013 | 2013Pavers175 | 175 | 0.5295 | 6.05919 | 3.11657 | 0.3039 | 0.2796 | 0.0049 | 519.6823 | 0.1528 | 0.013 |
| Pavers | 2013 | 2013Pavers250 | 250 | 0.2065 | 4.23038 | 1.01743 | 0.1061 | 0.0976 | 0.0049 | 521.5314 | 0.1533 | 0.013 |
| Pavers | 2013 | 2013Pavers500 | 500 | 0.2041 | 3.39449 | 1.08604 | 0.1175 | 0.1081 | 0.0048 | 514.2313 | 0.1512 | 0.013 |
| Pavers | 2014 | 2014Pavers25 | 25 | 1.8981 | 5.71682 | 6.3806 | 0.5946 | 0.547 | 0.0054 | 577.016 | 0.1705 | 0.015 |
| Pavers | 2014 | 2014Pavers50 | 50 | 1.8981 | 5.71682 | 6.3806 | 0.5946 | 0.547 | 0.0054 | 577.016 | 0.1705 | 0.015 |
| Pavers | 2014 | 2014Pavers120 | 120 | 0.6831 | 6.19872 | 3.77256 | 0.4827 | 0.4441 | 0.0048 | 514.3769 | 0.152 | 0.013 |
| Pavers | 2014 | 2014Pavers175 | 175 | 0.5024 | 5.73631 | 3.1146 | 0.2869 | 0.2639 | 0.0049 | 516.745 | 0.1527 | 0.013 |
| Pavers | 2014 | 2014Pavers250 | 250 | 0.2079 | 4.14032 | 1.02279 | 0.1051 | 0.0967 | 0.0049 | 518.7225 | 0.1533 | 0.013 |
| Pavers | 2014 | 2014Pavers500 | 500 | 0.1801 | 3.04734 | 1.00469 | 0.1012 | 0.0931 | 0.0048 | 512.1908 | 0.1514 | 0.013 |
| Pavers | 2015 | 2015Pavers25 | 25 | 1.8529 | 5.63731 | 6.34019 | 0.5791 | 0.5327 | 0.0054 | 571.0859 | 0.1705 | 0.015 |
| Pavers | 2015 | 2015Pavers50 | 50 | 1.8529 | 5.63731 | 6.34019 | 0.5791 | 0.5327 | 0.0054 | 571.0859 | 0.1705 | 0.015 |
| Pavers | 2015 | 2015Pavers120 | 120 | 0.6799 | 6.14096 | 3.78832 | 0.4794 | 0.441 | 0.0048 | 509.3767 | 0.1521 | 0.013 |
| Pavers | 2015 | 2015Pavers175 | 175 | 0.4894 | 5.53669 | 3.11546 | 0.2774 | 0.2552 | 0.0049 | 511.6457 | 0.1527 | 0.013 |
| Pavers | 2015 | 2015Pavers250 | 250 | 0.2142 | 4.16051 | 1.03121 | 0.1066 | 0.098 | 0.0049 | 513.4682 | 0.1533 | 0.013 |
| Pavers | 2015 | 2015Pavers500 | 500 | 0.1761 | 2.91741 | 0.97787 | 0.0968 | 0.0891 | 0.0048 | 506.0973 | 0.1511 | 0.013 |
| Pavers | 2016 | 2016Pavers25 | 25 | 1.8274 | 5.57882 | 6.33993 | 0.5688 | 0.5233 | 0.0054 | 565.2336 | 0.1705 | 0.014 |
| Pavers | 2016 | 2016Pavers50 | 50 | 1.8274 | 5.57882 | 6.33993 | 0.5688 | 0.5233 | 0.0054 | 565.2336 | 0.1705 | 0.014 |
| Pavers | 2016 | 2016Pavers120 | 120 | 0.6498 | 5.88646 | 3.76854 | 0.4566 | 0.42 | 0.0048 | 503.7795 | 0.152 | 0.013 |
| Pavers | 2016 | 2016Pavers175 | 175 | 0.4332 | 4.87397 | 3.08023 | 0.2422 | 0.2228 | 0.0049 | 506.5401 | 0.1528 | 0.013 |
| Pavers | 2016 | 2016Pavers250 | 250 | 0.2135 | 4.02384 | 1.03591 | 0.1041 | 0.0958 | 0.0049 | 508.0698 | 0.1533 | 0.013 |
| Pavers | 2016 | 2016Pavers500 | 500 | 0.1803 | 2.88492 | 0.9829 | 0.0962 | 0.0885 | 0.0048 | 500.9364 | 0.1511 | 0.013 |
| Pavers | 2017 | 2017Pavers25 | 25 | 1.7307 | 5.43675 | 6.19932 | 0.5396 | 0.4965 | 0.0054 | 556.4528 | 0.1705 | 0.014 |
| Pavers | 2017 | 2017Pavers50 | 50 | 1.7307 | 5.43675 | 6.19932 | 0.5396 | 0.4965 | 0.0054 | 556.4528 | 0.1705 | 0.014 |
| Pavers | 2017 | 2017Pavers120 | 120 | 0.6252 | 5.69243 | 3.75882 | 0.4374 | 0.4024 | 0.0048 | 495.9253 | 0.152 | 0.013 |
| Pavers | 2017 | 2017Pavers175 | 175 | 0.3889 | 4.35312 | 3.06282 | 0.2142 | 0.1971 | 0.0049 | 498.967 | 0.1529 | 0.013 |
| Pavers | 2017 | 2017Pavers250 | 250 | 0.2083 | 3.80866 | 1.03652 | 0.0997 | 0.0918 | 0.0049 | 499.5617 | 0.1531 | 0.013 |
| Pavers | 2017 | 2017Pavers500 | 500 | 0.1677 | 2.48674 | 0.97942 | 0.0874 | 0.0805 | 0.0048 | 491.7843 | 0.1507 | 0.013 |
| Pavers | 2018 | 2018Pavers25 | 25 | 1.5386 | 5.12103 | 5.8493 | 0.4782 | 0.4399 | 0.0054 | 547.0785 | 0.1703 | 0.014 |
| Pavers | 2018 | 2018Pavers50 | 50 | 1.5386 | 5.12103 | 5.8493 | 0.4782 | 0.4399 | 0.0054 | 547.0785 | 0.1703 | 0.014 |
| Pavers | 2018 | 2018Pavers120 | 120 | 0.5356 | 5.01936 | 3.66032 | 0.3752 | 0.3452 | 0.0048 | 488.1812 | 0.152 | 0.013 |
| Pavers | 2018 | 2018Pavers175 | 175 | 0.3387 | 3.7472 | 3.03913 | 0.1831 | 0.1684 | 0.0049 | 491.322 | 0.153 | 0.013 |
| Pavers | 2018 | 2018Pavers250 | 250 | 0.1982 | 3.47438 | 1.03446 | 0.0922 | 0.0848 | 0.0049 | 491.543 | 0.153 | 0.013 |
| Pavers | 2018 | 2018Pavers500 | 500 | 0.1643 | 2.32002 | 0.98125 | 0.0826 | 0.076 | 0.0048 | 484.2774 | 0.1508 | 0.012 |
| Pavers | 2019 | 2019Pavers25 | 25 | 1.4176 | 4.91634 | 5.65687 | 0.4361 | 0.4012 | 0.0054 | 538.3246 | 0.1703 | 0.014 |
| Pavers | 2019 | 2019Pavers50 | 50 | 1.4176 | 4.91634 | 5.65687 | 0.4361 | 0.4012 | 0.0054 | 538.3246 | 0.1703 | 0.014 |
| Pavers | 2019 | 2019Pavers120 | 120 | 0.4957 | 4.67048 | 3.62215 | 0.3455 | 0.3178 | 0.0048 | 480.2509 | 0.1519 | 0.012 |
| Pavers | 2019 | 2019Pavers175 | 175 | 0.2988 | 3.24473 | 3.01323 | 0.1589 | 0.1462 | 0.0049 | 483.3938 | 0.1529 | 0.012 |
| Pavers | 2019 | 2019Pavers250 | 250 | 0.1868 | 3.11084 | 1.03181 | 0.0842 | 0.0774 | 0.0049 | 483.5743 | 0.153 | 0.012 |
| Pavers | 2019 | 2019Pavers500 | 500 | 0.1665 | 2.26992 | 0.98586 | 0.081 | 0.0746 | 0.0048 | 476.9707 | 0.1509 | 0.012 |
| Pavers | 2020 | 2020Pavers25 | 25 | 1.3182 | 4.76401 | 5.52345 | 0.4022 | 0.37 | 0.0054 | 526.2098 | 0.1702 | 0.013 |
| Pavers | 2020 | 2020Pavers50 | 50 | 1.3182 | 4.76401 | 5.52345 | 0.4022 | 0.37 | 0.0054 | 526.2098 | 0.1702 | 0.013 |
| Pavers | 2020 | 2020Pavers120 | 120 | 0.4697 | 4.42718 | 3.60405 | 0.3249 | 0.2989 | 0.0048 | 469.8815 | 0.152 | 0.012 |
| Pavers | 2020 | 2020Pavers175 | 175 | 0.2728 | 2.91833 | 3.0097 | 0.1419 | 0.1305 | 0.0049 | 472.7746 | 0.1529 | 0.012 |
| Pavers | 2020 | 2020Pavers250 | 250 | 0.1756 | 2.77699 | 1.02834 | 0.076 | 0.0699 | 0.0049 | 472.8337 | 0.1529 | 0.012 |
| Pavers | 2020 | 2020Pavers500 | 500 | 0.1647 | 2.13394 | 0.98677 | 0.0772 | 0.071 | 0.0048 | 466.2059 | 0.1508 | 0.012 |
| Pavers | 2021 | 2021Pavers25 | 25 | 1.2075 | 4.60183 | 5.30162 | 0.3699 | 0.3403 | 0.0054 | 526.5153 | 0.1703 | 0.013 |
| Pavers | 2021 | 2021Pavers50 | 50 | 1.2075 | 4.60183 | 5.30162 | 0.3699 | 0.3403 | 0.0054 | 526.5153 | 0.1703 | 0.013 |
| Pavers | 2021 | 2021Pavers120 | 120 | 0.4196 | 4.02622 | 3.56251 | 0.2853 | 0.2625 | 0.0048 | 469.7736 | 0.1519 | 0.012 |
| Pavers | 2021 | 2021Pavers175 | 175 | 0.2557 | 2.6948 | 3.01647 | 0.1302 | 0.1198 | 0.0049 | 472.5552 | 0.1528 | 0.012 |
| Pavers | 2021 | 2021Pavers250 | 250 | 0.1655 | 2.4844 | 1.02422 | 0.0697 | 0.0642 | 0.0049 | 472.4765 | 0.1528 | 0.012 |
| Pavers | 2021 | 2021Pavers500 | 500 | 0.1639 | 2.05298 | 0.9877 | 0.074 | 0.068 | 0.0048 | 465.5908 | 0.1506 | 0.012 |
| Pavers | 2022 | 2022Pavers25 | 25 | 1.0916 | 4.42092 | 5.11433 | 0.3297 | 0.3033 | 0.0054 | 526.8963 | 0.1704 | 0.013 |
| Pavers | 2022 | 2022Pavers50 | 50 | 1.0916 | 4.42092 | 5.11433 | 0.3297 | 0.3033 | 0.0054 | 526.8963 | 0.1704 | 0.013 |
| Pavers | 2022 | 2022Pavers120 | 120 | 0.373 | 3.65932 | 3.52511 | 0.2479 | 0.2281 | 0.0049 | 470.1854 | 0.1521 | 0.012 |
| Pavers | 2022 | 2022Pavers175 | 175 | 0.2148 | 2.17958 | 2.99478 | 0.1036 | 0.0953 | 0.0049 | 472.7599 | 0.1529 | 0.012 |
| Pavers | 2022 | 2022Pavers250 | 250 | 0.1404 | 1.89985 | 1.01231 | 0.0547 | 0.0503 | 0.0049 | 472.3718 | 0.1528 | 0.012 |
| Pavers | 2022 | 2022Pavers500 | 500 | 0.15 | 1.81028 | 0.98238 | 0.0631 | 0.058 | 0.0048 | 466.0042 | 0.1507 | 0.012 |
| Pavers | 2023 | 2023Pavers25 | 25 | 1.0069 | 4.28484 | 5.00667 | 0.2985 | 0.2746 | 0.0054 | 526.8595 | 0.1704 | 0.013 |
| Pavers | 2023 | 2023Pavers50 | 50 | 1.0069 | 4.28484 | 5.00667 | 0.2985 | 0.2746 | 0.0054 | 526.8595 | 0.1704 | 0.013 |
| Pavers | 2023 | 2023Pavers120 | 120 | 0.3492 | 3.42661 | 3.50733 | 0.2262 | 0.2081 | 0.0049 | 470.0839 | 0.152 | 0.012 |
| Pavers | 2023 | 2023Pavers175 | 175 | 0.1993 | 1.95517 | 2.99398 | 0.092 | 0.0846 | 0.0049 | 472.7178 | 0.1529 | 0.012 |
| Pavers | 2023 | 2023Pavers250 | 250 | 0.1296 | 1.6106 | 1.01018 | 0.047 | 0.0433 | 0.0049 | 472.6051 | 0.1529 | 0.012 |
| Pavers | 2023 | 2023Pavers500 | 500 | 0.1518 | 1.77101 | 0.98653 | 0.0616 | 0.0567 | 0.0048 | 466.0038 | 0.1507 | 0.012 |
| Pavers | 2024 | 2024Pavers25 | 25 | 0.9503 | 4.20308 | 4.95625 | 0.2791 | 0.2568 | 0.0054 | 526.8565 | 0.1704 | 0.013 |
| Pavers | 2024 | 2024Pavers50 | 50 | 0.9503 | 4.20308 | 4.95625 | 0.2791 | 0.2568 | 0.0054 | 526.8565 | 0.1704 | 0.013 |
| Pavers | 2024 | 2024Pavers120 | 120 | 0.3372 | 3.2771 | 3.50784 | 0.2126 | 0.1956 | 0.0049 | 470.2262 | 0.1521 | 0.012 |
| Pavers | 2024 | 2024Pavers175 | 175 | 0.1907 | 1.80882 | 3.0042 | 0.0845 | 0.0777 | 0.0049 | 472.6605 | 0.1529 | 0.012 |
| Pavers | 2024 | 2024Pavers250 | 250 | 0.1192 | 1.34323 | 1.00872 | 0.0412 | 0.0379 | 0.0049 | 473.2362 | 0.1531 | 0.012 |
| Pavers | 2024 | 2024Pavers500 | 500 | 0.1427 | 1.54798 | 0.98624 | 0.0537 | 0.0494 | 0.0048 | 467.1711 | 0.1511 | 0.012 |
| Pavers | 2025 | 2025Pavers25 | 25 | 0.9184 | 4.13112 | 4.94451 | 0.2646 | 0.2434 | 0.0054 | 526.8533 | 0.1704 | 0.013 |
| Pavers | 2025 | 2025Pavers50 | 50 | 0.9184 | 4.13112 | 4.94451 | 0.2646 | 0.2434 | 0.0054 | 526.8533 | 0.1704 | 0.013 |
| Pavers | 2025 | 2025Pavers120 | 120 | 0.3138 | 3.06788 | 3.49286 | 0.1905 | 0.1753 | 0.0049 | 469.8988 | 0.152 | 0.012 |
| Pavers | 2025 | 2025Pavers175 | 175 | 0.1805 | 1.64396 | 3.0071 | 0.077 | 0.0708 | 0.0049 | 472.485 | 0.1528 | 0.012 |
| Pavers | 2025 | 2025Pavers250 | 250 | 0.107 | 1.03493 | 1.00414 | 0.0337 | 0.031 | 0.0049 | 473.4832 | 0.1531 | 0.012 |
| Pavers | 2025 | 2025Pavers500 | 500 | 0.1148 | 1.13351 | 0.96892 | 0.039 | 0.0359 | 0.0048 | 465.8824 | 0.1507 | 0.012 |
| Pavers | 2030 | 2030Pavers25 | 25 | 0.685 | 4.332 | 2.339 | 0.161 | 0.161 | 0.007 | 568.299 | 0.061 | 0.015 |
| Pavers | 2030 | 2030Pavers50 | 50 | 0.845 | 3.841 | 5.396 | 0.134 | 0.134 | 0.007 | 568.299 | 0.076 | 0.015 |
| Pavers | 2030 | 2030Pavers120 | 120 | 0.408 | 2.468 | 3.8 | 0.121 | 0.121 | 0.006 | 568.3 | 0.036 | 0.015 |
| Pavers | 2030 | 2030Pavers175 | 175 | 0.3 | 1.425 | 3.326 | 0.074 | 0.074 | 0.006 | 568.299 | 0.027 | 0.015 |
| Pavers | 2030 | 2030Pavers250 | 250 | 0.259 | 1.246 | 1.192 | 0.045 | 0.045 | 0.006 | 568.299 | 0.023 | 0.015 |
| Pavers | 2030 | 2030Pavers500 | 500 | 0.253 | 1.141 | 1.181 | 0.043 | 0.043 | 0.005 | 568.299 | 0.022 | 0.015 |
| Pavers | 2035 | 2035Pavers25 | 25 | 0.685 | 4.332 | 2.339 | 0.161 | 0.161 | 0.007 | 568.299 | 0.061 | 0.015 |
| Pavers | 2035 | 2035Pavers50 | 50 | 0.694 | 3.555 | 5.26 | 0.076 | 0.076 | 0.007 | 568.299 | 0.062 | 0.015 |
| Pavers | 2035 | 2035Pavers120 | 120 | 0.338 | 1.986 | 3.774 | 0.069 | 0.069 | 0.006 | 568.299 | 0.03 | 0.015 |
| Pavers | 2035 | 2035Pavers175 | 175 | 0.244 | 0.889 | 3.319 | 0.043 | 0.043 | 0.006 | 568.299 | 0.022 | 0.015 |
| Pavers | 2035 | 2035Pavers250 | 250 | 0.221 | 0.772 | 1.157 | 0.027 | 0.027 | 0.006 | 568.3 | 0.019 | 0.015 |
| Pavers | 2035 | 2035Pavers500 | 500 | 0.218 | 0.722 | 1.111 | 0.026 | 0.026 | 0.005 | 568.299 | 0.019 | 0.015 |
| Pavers | 2040 | 2040Pavers25 | 25 | 0.685 | 4.332 | 2.339 | 0.161 | 0.161 | 0.007 | 568.299 | 0.061 | 0.015 |
| Pavers | 2040 | 2040Pavers50 | 50 | 0.618 | 3.393 | 5.189 | 0.047 | 0.047 | 0.007 | 568.299 | 0.055 | 0.015 |
| Pavers | 2040 | 2040Pavers120 | 120 | 0.302 | 1.731 | 3.763 | 0.043 | 0.043 | 0.006 | 568.299 | 0.027 | 0.015 |
| Pavers | 2040 | 2040Pavers175 | 175 | 0.213 | 0.583 | 3.319 | 0.027 | 0.027 | 0.006 | 568.299 | 0.019 | 0.015 |
| Pavers | 2040 | 2040Pavers250 | 250 | 0.2 | 0.525 | 1.138 | 0.018 | 0.018 | 0.006 | 568.299 | 0.018 | 0.015 |
| Pavers | 2040 | 2040Pavers500 | 500 | 0.198 | 0.498 | 1.085 | 0.018 | 0.018 | 0.005 | 568.299 | 0.017 | 0.015 |
| Paving Equipment | 1990 | 1990Paving Equipment25 | 25 | 2.213 | 6.919 | 4.999 | 0.741 | 0.741 | 0.855 | 568.299 | 0.199 | 0.015 |
| Paving Equipment | 1990 | 1990Paving Equipment50 | 50 | 4.84 | 7.965 | 9.783 | 1.277 | 1.277 | 0.871 | 568.299 | 0.436 | 0.015 |
| Paving Equipment | 1990 | 1990Paving Equipment120 | 120 | 2.398 | 15.202 | 5.796 | 1.352 | 1.352 | 0.791 | 568.299 | 0.216 | 0.015 |
| Paving Equipment | 1990 | 1990Paving Equipment175 | 175 | 1.88 | 14.821 | 5.196 | 1.044 | 1.044 | 0.758 | 568.3 | 0.169 | 0.015 |
| Paving Equipment | 1990 | 1990Paving Equipment250 | 250 | 1.88 | 14.821 | 5.196 | 1.044 | 1.044 | 0.758 | 568.299 | 0.169 | 0.015 |
| Paving Equipment | 2000 | 2000Paving Equipment25 | 25 | 1.958 | 6.358 | 4.53 | 0.563 | 0.563 | 0.065 | 568.299 | 0.176 | 0.015 |
| Paving Equipment | 2000 | 2000Paving Equipment50 | 50 | 4.412 | 7.101 | 9.076 | 0.921 | 0.921 | 0.066 | 568.299 | 0.398 | 0.015 |
| Paving Equipment | 2000 | 2000Paving Equipment120 | 120 | 1.933 | 11.122 | 4.844 | 0.909 | 0.909 | 0.05 | 566.299 | 0.174 | 0.015 |
| Paving Equipment | 2000 | 2000Paving Equipment175 | 175 | 1.316 | 10.15 | 4.018 | 0.553 | 0.553 | 0.057 | 568.299 | 0.118 | 0.015 |
| Paving Equipment | 2000 | 2000Paving Equipment250 | 250 | 1.172 | 9.895 | 3.458 | 0.486 | 0.486 | 0.057 | 568.299 | 0.105 | 0.015 |
| Paving Equipment | 2005 | 2005Paving Equipment25 | 25 | 0.919 | 5.412 | 2.642 | 0.347 | 0.347 | 0.065 | 568.299 | 0.082 | 0.015 |
| Paving Equipment | 2005 | 2005Paving Equipment50 | 50 | 4.077 | 6.73 | 8.626 | 0.875 | 0.875 | 0.066 | 568.299 | 0.367 | 0.015 |
| Paving Equipment | 2005 | 2005Paving Equipment120 | 120 | 1.719 | 9.754 | 4.557 | 0.86 | 0.86 | 0.06 | 568.299 | 0.155 | 0.015 |
| Paving Equipment | 2005 | 2005Paving Equipment175 | 175 | 1.135 | 8.873 | 3.705 | 0.494 | 0.494 | 0.057 | 568.299 | 0.102 | 0.015 |
| Paving Equipment | 2005 | 2005Paving Equipment250 | 250 | 0.921 | 8.548 | 2.655 | 0.38 | 0.38 | 0.057 | 568.299 | 0.083 | 0.015 |
| Paving Equipment | 2010 | 2010Paving Equipment25 | 25 | 1.1587 | 5.35696 | 4.92203 | 0.4704 | 0.4328 | 0.0054 | 578.6236 | 0.1684 | 0.015 |
| Paving Equipment | 2010 | 2010Paving Equipment50 | 50 | 1.1587 | 5.35696 | 4.92203 | 0.4704 | 0.4328 | 0.0054 | 578.6236 | 0.1684 | 0.015 |
| Paving Equipment | 2010 | 2010Paving Equipment120 | 120 | 0.7857 | 7.23593 | 3.90118 | 0.5526 | 0.5084 | 0.0049 | 526.5834 | 0.1533 | 0.013 |
| Paving Equipment | 2010 | 2010Paving Equipment175 | 175 | 0.4818 | 6.09511 | 3.33688 | 0.2947 | 0.2711 | 0.0049 | 523.4127 | 0.1524 | 0.013 |
| Paving Equipment | 2010 | 2010Paving Equipment250 | 250 | 0.4089 | 6.03614 | 1.69744 | 0.2235 | 0.2056 | 0.0049 | 524.3728 | 0.1526 | 0.013 |
| Paving Equipment | 2011 | 2011Paving Equipment25 | 25 | 1.1602 | 5.36974 | 4.99687 | 0.4719 | 0.4342 | 0.0054 | 577.1303 | 0.1684 | 0.015 |
| Paving Equipment | 2011 | 2011Paving Equipment50 | 50 | 1.1602 | 5.36974 | 4.99687 | 0.4719 | 0.4342 | 0.0054 | 577.1303 | 0.1684 | 0.015 |
| Paving Equipment | 2011 | 2011Paving Equipment120 | 120 | 0.7523 | 6.99544 | 3.87125 | 0.5361 | 0.4933 | 0.0049 | 524.9269 | 0.1532 | 0.013 |
| Paving Equipment | 2011 | 2011Paving Equipment175 | 175 | 0.4748 | 5.97526 | 3.14337 | 0.2902 | 0.267 | 0.0049 | 522.1549 | 0.1524 | 0.013 |
| Paving Equipment | 2011 | 2011Paving Equipment250 | 250 | 0.3918 | 5.77978 | 1.64572 | 0.2129 | 0.1958 | 0.0049 | 523.0323 | 0.1526 | 0.013 |
| Paving Equipment | 2012 | 2012Paving Equipment25 | 25 | 1.1637 | 5.34363 | 5.06516 | 0.4701 | 0.4325 | 0.0054 | 575.687 | 0.1684 | 0.015 |
| Paving Equipment | 2012 | 2012Paving Equipment50 | 50 | 1.1637 | 5.34363 | 5.06516 | 0.4701 | 0.4325 | 0.0054 | 575.687 | 0.1684 | 0.015 |
| Paving Equipment | 2012 | 2012Paving Equipment120 | 120 | 0.765 | 7.04165 | 3.90635 | 0.5462 | 0.5025 | 0.0049 | 523.5886 | 0.1532 | 0.013 |

| | | | | | | | | | | | | |
|---|---|---|---|---|---|---|---|---|---|---|---|---|
| Paving Equipment | 2012 | 2012Paving Equipment175 | 175 | 0.4751 | 5.9326 | 3.15801 | 0.2903 | 0.2671 | 0.0049 | 520.7286 | 0.1523 | 0.013 |
| Paving Equipment | 2012 | 2012Paving Equipment250 | 250 | 0.399 | 5.81292 | 1.657 | 0.2154 | 0.1982 | 0.0049 | 521.7154 | 0.1526 | 0.013 |
| Paving Equipment | 2013 | 2013Paving Equipment25 | 25 | 1.1155 | 5.2986 | 5.02677 | 0.4586 | 0.4219 | 0.0054 | 572.4644 | 0.1683 | 0.015 |
| Paving Equipment | 2013 | 2013Paving Equipment50 | 50 | 1.1155 | 5.2986 | 5.02677 | 0.4586 | 0.4219 | 0.0054 | 572.4644 | 0.1683 | 0.015 |
| Paving Equipment | 2013 | 2013Paving Equipment120 | 120 | 0.7104 | 6.6576 | 3.86369 | 0.5072 | 0.4666 | 0.0049 | 520.6724 | 0.1531 | 0.013 |
| Paving Equipment | 2013 | 2013Paving Equipment175 | 175 | 0.4471 | 5.60344 | 3.1205 | 0.2708 | 0.2491 | 0.0049 | 517.6606 | 0.1522 | 0.013 |
| Paving Equipment | 2013 | 2013Paving Equipment250 | 250 | 0.3423 | 5.25206 | 1.48037 | 0.1804 | 0.166 | 0.0049 | 519.5215 | 0.1527 | 0.013 |
| Paving Equipment | 2014 | 2014Paving Equipment25 | 25 | 1.0533 | 5.18385 | 4.95215 | 0.4368 | 0.4019 | 0.0054 | 569.4822 | 0.1683 | 0.015 |
| Paving Equipment | 2014 | 2014Paving Equipment50 | 50 | 1.0533 | 5.18385 | 4.95215 | 0.4368 | 0.4019 | 0.0054 | 569.4822 | 0.1683 | 0.015 |
| Paving Equipment | 2014 | 2014Paving Equipment120 | 120 | 0.6768 | 6.36952 | 3.83664 | 0.4858 | 0.4469 | 0.0049 | 518.0756 | 0.1531 | 0.013 |
| Paving Equipment | 2014 | 2014Paving Equipment175 | 175 | 0.4151 | 5.21567 | 3.09686 | 0.2488 | 0.2289 | 0.0049 | 515.0343 | 0.1522 | 0.013 |
| Paving Equipment | 2014 | 2014Paving Equipment250 | 250 | 0.3101 | 4.78232 | 1.37011 | 0.1584 | 0.1457 | 0.0049 | 516.8998 | 0.1527 | 0.013 |
| Paving Equipment | 2015 | 2015Paving Equipment25 | 25 | 0.9805 | 5.02757 | 4.86895 | 0.4067 | 0.3742 | 0.0054 | 563.5534 | 0.1682 | 0.014 |
| Paving Equipment | 2015 | 2015Paving Equipment50 | 50 | 0.9805 | 5.02757 | 4.86895 | 0.4067 | 0.3742 | 0.0054 | 563.5534 | 0.1682 | 0.014 |
| Paving Equipment | 2015 | 2015Paving Equipment120 | 120 | 0.661 | 6.16454 | 3.83329 | 0.4707 | 0.4331 | 0.0049 | 513.1672 | 0.1532 | 0.013 |
| Paving Equipment | 2015 | 2015Paving Equipment175 | 175 | 0.4108 | 4.96561 | 3.10403 | 0.2423 | 0.2229 | 0.0049 | 509.8942 | 0.1522 | 0.013 |
| Paving Equipment | 2015 | 2015Paving Equipment250 | 250 | 0.315 | 4.77176 | 1.37947 | 0.1587 | 0.146 | 0.0049 | 511.6544 | 0.1528 | 0.013 |
| Paving Equipment | 2016 | 2016Paving Equipment25 | 25 | 0.9906 | 4.98487 | 4.93662 | 0.4035 | 0.3712 | 0.0054 | 557.7058 | 0.1682 | 0.014 |
| Paving Equipment | 2016 | 2016Paving Equipment50 | 50 | 0.9906 | 4.98487 | 4.93662 | 0.4035 | 0.3712 | 0.0054 | 557.7058 | 0.1682 | 0.014 |
| Paving Equipment | 2016 | 2016Paving Equipment120 | 120 | 0.6232 | 5.7333 | 3.79639 | 0.4383 | 0.4033 | 0.0049 | 507.9102 | 0.1532 | 0.013 |
| Paving Equipment | 2016 | 2016Paving Equipment175 | 175 | 0.3718 | 4.3217 | 3.08114 | 0.2145 | 0.1973 | 0.0049 | 504.8201 | 0.1523 | 0.013 |
| Paving Equipment | 2016 | 2016Paving Equipment250 | 250 | 0.2971 | 4.42821 | 1.33145 | 0.1477 | 0.1359 | 0.0049 | 505.1965 | 0.1527 | 0.013 |
| Paving Equipment | 2017 | 2017Paving Equipment25 | 25 | 0.9261 | 4.72756 | 4.80403 | 0.3592 | 0.3305 | 0.0054 | 548.6481 | 0.1681 | 0.014 |
| Paving Equipment | 2017 | 2017Paving Equipment50 | 50 | 0.9261 | 4.72756 | 4.80403 | 0.3592 | 0.3305 | 0.0054 | 548.6481 | 0.1681 | 0.014 |
| Paving Equipment | 2017 | 2017Paving Equipment120 | 120 | 0.563 | 5.20745 | 3.74146 | 0.3905 | 0.3593 | 0.0049 | 500.1649 | 0.1532 | 0.013 |
| Paving Equipment | 2017 | 2017Paving Equipment175 | 175 | 0.3425 | 3.89633 | 3.07321 | 0.1946 | 0.1791 | 0.0049 | 497.148 | 0.1523 | 0.013 |
| Paving Equipment | 2017 | 2017Paving Equipment250 | 250 | 0.2879 | 4.12109 | 1.333 | 0.1415 | 0.1302 | 0.0049 | 498.7323 | 0.1528 | 0.013 |
| Paving Equipment | 2018 | 2018Paving Equipment25 | 25 | 0.7374 | 4.31244 | 4.41578 | 0.286 | 0.2632 | 0.0054 | 540.6115 | 0.1683 | 0.014 |
| Paving Equipment | 2018 | 2018Paving Equipment50 | 50 | 0.7374 | 4.31244 | 4.41578 | 0.286 | 0.2632 | 0.0054 | 540.6115 | 0.1683 | 0.014 |
| Paving Equipment | 2018 | 2018Paving Equipment120 | 120 | 0.4494 | 4.27036 | 3.60743 | 0.3021 | 0.278 | 0.0049 | 492.1184 | 0.1532 | 0.013 |
| Paving Equipment | 2018 | 2018Paving Equipment175 | 175 | 0.2837 | 3.17208 | 3.02602 | 0.1553 | 0.1429 | 0.0049 | 489.2024 | 0.1523 | 0.013 |
| Paving Equipment | 2018 | 2018Paving Equipment250 | 250 | 0.2583 | 3.58656 | 1.28117 | 0.1229 | 0.1131 | 0.0049 | 490.6833 | 0.1528 | 0.013 |
| Paving Equipment | 2019 | 2019Paving Equipment25 | 25 | 0.7046 | 4.23779 | 4.40798 | 0.2697 | 0.2481 | 0.0054 | 531.8612 | 0.1683 | 0.014 |
| Paving Equipment | 2019 | 2019Paving Equipment50 | 50 | 0.7046 | 4.23779 | 4.40798 | 0.2697 | 0.2481 | 0.0054 | 531.8612 | 0.1683 | 0.014 |
| Paving Equipment | 2019 | 2019Paving Equipment120 | 120 | 0.4251 | 4.04152 | 3.59849 | 0.2808 | 0.2584 | 0.0049 | 484.387 | 0.1533 | 0.012 |
| Paving Equipment | 2019 | 2019Paving Equipment175 | 175 | 0.2541 | 2.6924 | 3.0109 | 0.1336 | 0.1229 | 0.0049 | 481.2251 | 0.1523 | 0.012 |
| Paving Equipment | 2019 | 2019Paving Equipment250 | 250 | 0.2408 | 3.25106 | 1.24449 | 0.1116 | 0.1027 | 0.0049 | 482.6441 | 0.1527 | 0.012 |
| Paving Equipment | 2020 | 2020Paving Equipment25 | 25 | 0.6214 | 3.9519 | 4.22322 | 0.2169 | 0.1996 | 0.0054 | 520.1235 | 0.1682 | 0.013 |
| Paving Equipment | 2020 | 2020Paving Equipment50 | 50 | 0.6214 | 3.9519 | 4.22322 | 0.2169 | 0.1996 | 0.0054 | 520.1235 | 0.1682 | 0.013 |
| Paving Equipment | 2020 | 2020Paving Equipment120 | 120 | 0.3974 | 3.78064 | 3.58172 | 0.2558 | 0.2353 | 0.0049 | 473.3249 | 0.1531 | 0.012 |
| Paving Equipment | 2020 | 2020Paving Equipment175 | 175 | 0.2475 | 2.55498 | 3.02393 | 0.1278 | 0.1176 | 0.0049 | 470.7359 | 0.1522 | 0.012 |
| Paving Equipment | 2020 | 2020Paving Equipment250 | 250 | 0.2435 | 3.2202 | 1.25215 | 0.1107 | 0.1018 | 0.0049 | 472.3514 | 0.1527 | 0.012 |
| Paving Equipment | 2021 | 2021Paving Equipment25 | 25 | 0.5865 | 3.88226 | 4.21072 | 0.2004 | 0.1843 | 0.0054 | 520.3965 | 0.1683 | 0.013 |
| Paving Equipment | 2021 | 2021Paving Equipment50 | 50 | 0.5865 | 3.88226 | 4.21072 | 0.2004 | 0.1843 | 0.0054 | 520.3965 | 0.1683 | 0.013 |
| Paving Equipment | 2021 | 2021Paving Equipment120 | 120 | 0.3551 | 3.45065 | 3.5537 | 0.219 | 0.2015 | 0.0049 | 473.2205 | 0.153 | 0.012 |
| Paving Equipment | 2021 | 2021Paving Equipment175 | 175 | 0.2291 | 2.31505 | 3.03229 | 0.1143 | 0.1052 | 0.0049 | 470.6495 | 0.1522 | 0.012 |
| Paving Equipment | 2021 | 2021Paving Equipment250 | 250 | 0.2105 | 2.58202 | 1.20904 | 0.0921 | 0.0848 | 0.0049 | 472.151 | 0.1527 | 0.012 |
| Paving Equipment | 2022 | 2022Paving Equipment25 | 25 | 0.5715 | 3.83611 | 4.24448 | 0.1883 | 0.1732 | 0.0054 | 520.6594 | 0.1684 | 0.013 |
| Paving Equipment | 2022 | 2022Paving Equipment50 | 50 | 0.5715 | 3.83611 | 4.24448 | 0.1883 | 0.1732 | 0.0054 | 520.6594 | 0.1684 | 0.013 |
| Paving Equipment | 2022 | 2022Paving Equipment120 | 120 | 0.2955 | 2.99968 | 3.50075 | 0.171 | 0.1573 | 0.0049 | 473.4475 | 0.1531 | 0.012 |
| Paving Equipment | 2022 | 2022Paving Equipment175 | 175 | 0.2127 | 2.07331 | 3.03777 | 0.1011 | 0.093 | 0.0049 | 470.6646 | 0.1522 | 0.012 |
| Paving Equipment | 2022 | 2022Paving Equipment250 | 250 | 0.1955 | 2.22813 | 1.20363 | 0.083 | 0.0764 | 0.0049 | 472.169 | 0.1527 | 0.012 |
| Paving Equipment | 2023 | 2023Paving Equipment25 | 25 | 0.5412 | 3.77446 | 4.24108 | 0.1731 | 0.1592 | 0.0054 | 521.1138 | 0.1685 | 0.013 |
| Paving Equipment | 2023 | 2023Paving Equipment50 | 50 | 0.5412 | 3.77446 | 4.24108 | 0.1731 | 0.1592 | 0.0054 | 521.1138 | 0.1685 | 0.013 |
| Paving Equipment | 2023 | 2023Paving Equipment120 | 120 | 0.2784 | 2.83717 | 3.50331 | 0.1525 | 0.1403 | 0.0049 | 473.427 | 0.1531 | 0.012 |
| Paving Equipment | 2023 | 2023Paving Equipment175 | 175 | 0.2037 | 1.91255 | 3.05059 | 0.093 | 0.0856 | 0.0049 | 470.663 | 0.1522 | 0.012 |
| Paving Equipment | 2023 | 2023Paving Equipment250 | 250 | 0.175 | 1.88495 | 1.16523 | 0.0701 | 0.0645 | 0.0049 | 472.169 | 0.1527 | 0.012 |
| Paving Equipment | 2024 | 2024Paving Equipment25 | 25 | 0.523 | 3.74329 | 4.27468 | 0.164 | 0.1509 | 0.0054 | 521.0575 | 0.1685 | 0.013 |
| Paving Equipment | 2024 | 2024Paving Equipment50 | 50 | 0.523 | 3.74329 | 4.27468 | 0.164 | 0.1509 | 0.0054 | 521.0575 | 0.1685 | 0.013 |
| Paving Equipment | 2024 | 2024Paving Equipment120 | 120 | 0.2622 | 2.67309 | 3.50288 | 0.1354 | 0.1246 | 0.0049 | 473.1748 | 0.153 | 0.012 |
| Paving Equipment | 2024 | 2024Paving Equipment175 | 175 | 0.1966 | 1.78512 | 3.06623 | 0.0862 | 0.0793 | 0.0049 | 470.6614 | 0.1522 | 0.012 |
| Paving Equipment | 2024 | 2024Paving Equipment250 | 250 | 0.1384 | 1.29567 | 1.11417 | 0.048 | 0.0441 | 0.0049 | 472.2124 | 0.1527 | 0.012 |
| Paving Equipment | 2025 | 2025Paving Equipment25 | 25 | 0.4762 | 3.62672 | 4.20347 | 0.1415 | 0.1302 | 0.0054 | 520.9975 | 0.1685 | 0.013 |
| Paving Equipment | 2025 | 2025Paving Equipment50 | 50 | 0.4762 | 3.62672 | 4.20347 | 0.1415 | 0.1302 | 0.0054 | 520.9975 | 0.1685 | 0.013 |
| Paving Equipment | 2025 | 2025Paving Equipment120 | 120 | 0.2415 | 2.49628 | 3.48256 | 0.1178 | 0.1084 | 0.0049 | 473.4239 | 0.1531 | 0.012 |
| Paving Equipment | 2025 | 2025Paving Equipment175 | 175 | 0.1752 | 1.509 | 3.03837 | 0.0746 | 0.0687 | 0.0049 | 470.4844 | 0.1522 | 0.012 |
| Paving Equipment | 2025 | 2025Paving Equipment250 | 250 | 0.1332 | 1.10952 | 1.11653 | 0.0434 | 0.04 | 0.0049 | 472.2341 | 0.1527 | 0.012 |
| Paving Equipment | 2030 | 2030Paving Equipment25 | 25 | 0.685 | 4.332 | 2.339 | 0.161 | 0.161 | 0.007 | 568.299 | 0.061 | 0.015 |
| Paving Equipment | 2030 | 2030Paving Equipment50 | 50 | 0.802 | 3.809 | 5.309 | 0.126 | 0.126 | 0.007 | 568.299 | 0.072 | 0.015 |
| Paving Equipment | 2030 | 2030Paving Equipment120 | 120 | 0.39 | 2.393 | 3.774 | 0.114 | 0.114 | 0.006 | 568.3 | 0.035 | 0.015 |
| Paving Equipment | 2030 | 2030Paving Equipment175 | 175 | 0.29 | 1.363 | 3.306 | 0.07 | 0.07 | 0.006 | 568.299 | 0.026 | 0.015 |
| Paving Equipment | 2030 | 2030Paving Equipment250 | 250 | 0.25 | 1.176 | 1.171 | 0.042 | 0.042 | 0.006 | 568.299 | 0.022 | 0.015 |
| Paving Equipment | 2035 | 2035Paving Equipment25 | 25 | 0.685 | 4.332 | 2.339 | 0.161 | 0.161 | 0.007 | 568.299 | 0.061 | 0.015 |
| Paving Equipment | 2035 | 2035Paving Equipment50 | 50 | 0.664 | 3.511 | 5.181 | 0.07 | 0.07 | 0.007 | 568.3 | 0.059 | 0.015 |
| Paving Equipment | 2035 | 2035Paving Equipment120 | 120 | 0.326 | 1.928 | 3.753 | 0.064 | 0.064 | 0.006 | 568.299 | 0.029 | 0.015 |
| Paving Equipment | 2035 | 2035Paving Equipment175 | 175 | 0.235 | 0.832 | 3.303 | 0.04 | 0.04 | 0.006 | 568.299 | 0.021 | 0.015 |
| Paving Equipment | 2035 | 2035Paving Equipment250 | 250 | 0.212 | 0.714 | 1.14 | 0.024 | 0.024 | 0.006 | 568.299 | 0.019 | 0.015 |
| Paving Equipment | 2040 | 2040Paving Equipment25 | 25 | 0.685 | 4.332 | 2.339 | 0.161 | 0.161 | 0.007 | 568.299 | 0.061 | 0.015 |
| Paving Equipment | 2040 | 2040Paving Equipment50 | 50 | 0.589 | 3.361 | 5.111 | 0.042 | 0.042 | 0.007 | 568.3 | 0.053 | 0.015 |
| Paving Equipment | 2040 | 2040Paving Equipment120 | 120 | 0.291 | 1.687 | 3.744 | 0.039 | 0.039 | 0.006 | 568.299 | 0.026 | 0.015 |
| Paving Equipment | 2040 | 2040Paving Equipment175 | 175 | 0.205 | 0.536 | 3.304 | 0.025 | 0.025 | 0.006 | 568.299 | 0.018 | 0.015 |
| Paving Equipment | 2040 | 2040Paving Equipment250 | 250 | 0.193 | 0.485 | 1.127 | 0.017 | 0.017 | 0.006 | 568.299 | 0.017 | 0.015 |
| Plate Compactors | 1990 | 1990Plate Compactors15 | 15 | 1.804 | 9.999 | 4.999 | 0.975 | 0.975 | 1.049 | 568.299 | 0.162 | 0.015 |
| Plate Compactors | 2000 | 2000Plate Compactors15 | 15 | 1.55 | 8.519 | 4.606 | 0.708 | 0.708 | 0.079 | 568.299 | 0.139 | 0.015 |
| Plate Compactors | 2005 | 2005Plate Compactors15 | 15 | 0.799 | 5.435 | 3.503 | 0.377 | 0.377 | 0.079 | 568.299 | 0.072 | 0.015 |
| Plate Compactors | 2010 | 2010Plate Compactors15 | 15 | 0.664 | 4.178 | 3.469 | 0.198 | 0.198 | 0.008 | 568.299 | 0.059 | 0.015 |
| Plate Compactors | 2011 | 2011Plate Compactors15 | 15 | 0.662 | 4.15 | 3.469 | 0.172 | 0.172 | 0.008 | 568.299 | 0.059 | 0.015 |
| Plate Compactors | 2012 | 2012Plate Compactors15 | 15 | 0.661 | 4.142 | 3.469 | 0.165 | 0.165 | 0.008 | 568.3 | 0.059 | 0.015 |
| Plate Compactors | 2013 | 2013Plate Compactors15 | 15 | 0.661 | 4.142 | 3.469 | 0.162 | 0.162 | 0.008 | 568.3 | 0.059 | 0.015 |
| Plate Compactors | 2014 | 2014Plate Compactors15 | 15 | 0.661 | 4.142 | 3.469 | 0.161 | 0.161 | 0.008 | 568.299 | 0.059 | 0.015 |
| Plate Compactors | 2015 | 2015Plate Compactors15 | 15 | 0.661 | 4.142 | 3.469 | 0.161 | 0.161 | 0.008 | 568.299 | 0.059 | 0.015 |
| Plate Compactors | 2016 | 2016Plate Compactors15 | 15 | 0.661 | 4.142 | 3.469 | 0.161 | 0.161 | 0.008 | 568.299 | 0.059 | 0.015 |
| Plate Compactors | 2017 | 2017Plate Compactors15 | 15 | 0.661 | 4.142 | 3.469 | 0.161 | 0.161 | 0.008 | 568.299 | 0.059 | 0.015 |
| Plate Compactors | 2018 | 2018Plate Compactors15 | 15 | 0.661 | 4.142 | 3.47 | 0.161 | 0.161 | 0.008 | 568.3 | 0.059 | 0.015 |
| Plate Compactors | 2019 | 2019Plate Compactors15 | 15 | 0.661 | 4.142 | 3.469 | 0.161 | 0.161 | 0.008 | 568.299 | 0.059 | 0.015 |
| Plate Compactors | 2020 | 2020Plate Compactors15 | 15 | 0.661 | 4.142 | 3.469 | 0.161 | 0.161 | 0.008 | 568.299 | 0.059 | 0.015 |
| Plate Compactors | 2021 | 2021Plate Compactors15 | 15 | 0.661 | 4.142 | 3.469 | 0.161 | 0.161 | 0.008 | 568.299 | 0.059 | 0.015 |
| Plate Compactors | 2022 | 2022Plate Compactors15 | 15 | 0.661 | 4.142 | 3.469 | 0.161 | 0.161 | 0.008 | 568.299 | 0.059 | 0.015 |
| Plate Compactors | 2023 | 2023Plate Compactors15 | 15 | 0.661 | 4.142 | 3.469 | 0.161 | 0.161 | 0.008 | 568.299 | 0.059 | 0.015 |
| Plate Compactors | 2024 | 2024Plate Compactors15 | 15 | 0.661 | 4.142 | 3.469 | 0.161 | 0.161 | 0.008 | 568.299 | 0.059 | 0.015 |
| Plate Compactors | 2025 | 2025Plate Compactors15 | 15 | 0.661 | 4.142 | 3.469 | 0.161 | 0.161 | 0.008 | 568.299 | 0.059 | 0.015 |
| Plate Compactors | 2030 | 2030Plate Compactors15 | 15 | 0.661 | 4.142 | 3.469 | 0.161 | 0.161 | 0.008 | 568.299 | 0.059 | 0.015 |
| Plate Compactors | 2035 | 2035Plate Compactors15 | 15 | 0.661 | 4.142 | 3.47 | 0.161 | 0.161 | 0.008 | 568.299 | 0.059 | 0.015 |
| Plate Compactors | 2040 | 2040Plate Compactors15 | 15 | 0.661 | 4.142 | 3.469 | 0.161 | 0.161 | 0.008 | 568.299 | 0.059 | 0.015 |
| Pressure Washers | 1990 | 1990Pressure Washers15 | 15 | 1.804 | 9.999 | 4.999 | 0.974 | 0.974 | 1.018 | 568.299 | 0.162 | 0.015 |
| Pressure Washers | 1990 | 1990Pressure Washers25 | 25 | 2.213 | 6.92 | 5 | 0.74 | 0.74 | 0.83 | 568.3 | 0.199 | 0.015 |
| Pressure Washers | 1990 | 1990Pressure Washers50 | 50 | 2.601 | 7.129 | 5.721 | 0.821 | 0.821 | 0.846 | 568.299 | 0.234 | 0.015 |
| Pressure Washers | 1990 | 1990Pressure Washers120 | 120 | 1.743 | 12.634 | 4.735 | 0.874 | 0.874 | 0.768 | 568.299 | 0.157 | 0.015 |
| Pressure Washers | 1990 | 1990Pressure Washers175 | 175 | 1.272 | 11.763 | 4.353 | 0.649 | 0.649 | 1.123 | 568.299 | 0.114 | 0.015 |
| Pressure Washers | 1990 | 1990Pressure Washers250 | 250 | 0.953 | 9.035 | 3.084 | 0.476 | 0.476 | 1.077 | 568.299 | 0.086 | 0.015 |
| Pressure Washers | 2000 | 2000Pressure Washers15 | 15 | 1.518 | 8.846 | 4.875 | 0.613 | 0.613 | 0.079 | 568.299 | 0.137 | 0.015 |
| Pressure Washers | 2000 | 2000Pressure Washers25 | 25 | 1.667 | 6.405 | 4.783 | 0.51 | 0.51 | 0.065 | 568.299 | 0.15 | 0.015 |
| Pressure Washers | 2000 | 2000Pressure Washers50 | 50 | 2.474 | 6.381 | 5.524 | 0.615 | 0.615 | 0.066 | 568.3 | 0.223 | 0.015 |
| Pressure Washers | 2000 | 2000Pressure Washers120 | 120 | 1.417 | 9.062 | 3.967 | 0.613 | 0.613 | 0.06 | 568.3 | 0.127 | 0.015 |
| Pressure Washers | 2000 | 2000Pressure Washers175 | 175 | 1.024 | 8.685 | 3.38 | 0.399 | 0.399 | 0.059 | 568.299 | 0.092 | 0.015 |
| Pressure Washers | 2000 | 2000Pressure Washers250 | 250 | 0.438 | 6.315 | 1.005 | 0.143 | 0.143 | 0.058 | 568.299 | 0.039 | 0.015 |
| Pressure Washers | 2005 | 2005Pressure Washers15 | 15 | 1.212 | 7.615 | 4.38 | 0.505 | 0.505 | 0.079 | 568.3 | 0.109 | 0.015 |
| Pressure Washers | 2005 | 2005Pressure Washers25 | 25 | 1.253 | 6.014 | 3.922 | 0.432 | 0.432 | 0.065 | 568.299 | 0.113 | 0.015 |
| Pressure Washers | 2005 | 2005Pressure Washers50 | 50 | 2.154 | 5.932 | 5.075 | 0.566 | 0.566 | 0.066 | 568.299 | 0.194 | 0.015 |
| Pressure Washers | 2005 | 2005Pressure Washers120 | 120 | 1.21 | 7.651 | 3.682 | 0.566 | 0.566 | 0.06 | 568.299 | 0.109 | 0.015 |
| Pressure Washers | 2005 | 2005Pressure Washers175 | 175 | 0.863 | 7.441 | 3.072 | 0.349 | 0.349 | 0.059 | 568.299 | 0.077 | 0.015 |
| Pressure Washers | 2005 | 2005Pressure Washers250 | 250 | 0.27 | 4.822 | 0.986 | 0.111 | 0.111 | 0.058 | 568.299 | 0.024 | 0.015 |
| Pressure Washers | 2010 | 2010Pressure Washers15 | 15 | 0.953 | 6.387 | 4.027 | 0.38 | 0.38 | 0.008 | 568.299 | 0.086 | 0.015 |

| | | | | | | | | | | | | |
|---|---|---|---|---|---|---|---|---|---|---|---|---|
| Pressure Washers | 2010 | 2010Pressure Washers25 | 25 | 0.961 | 5.477 | 3.309 | 0.342 | 0.342 | 0.007 | 568.299 | 0.086 | 0.015 |
| Pressure Washers | 2010 | 2010Pressure Washers50 | 50 | 1.622 | 5.501 | 4.517 | 0.453 | 0.453 | 0.007 | 568.299 | 0.146 | 0.015 |
| Pressure Washers | 2010 | 2010Pressure Washers120 | 120 | 0.906 | 6.273 | 3.503 | 0.451 | 0.451 | 0.006 | 568.299 | 0.081 | 0.015 |
| Pressure Washers | 2010 | 2010Pressure Washers175 | 175 | 0.637 | 5.773 | 2.967 | 0.275 | 0.275 | 0.005 | 568.299 | 0.057 | 0.015 |
| Pressure Washers | 2010 | 2010Pressure Washers250 | 250 | 0.203 | 2.5 | 0.986 | 0.1 | 0.1 | 0.006 | 568.299 | 0.018 | 0.015 |
| Pressure Washers | 2011 | 2011Pressure Washers15 | 15 | 0.908 | 6.134 | 3.952 | 0.358 | 0.358 | 0.008 | 568.299 | 0.081 | 0.015 |
| Pressure Washers | 2011 | 2011Pressure Washers25 | 25 | 0.92 | 5.36 | 3.179 | 0.325 | 0.325 | 0.007 | 568.299 | 0.083 | 0.015 |
| Pressure Washers | 2011 | 2011Pressure Washers50 | 50 | 1.496 | 5.405 | 4.382 | 0.428 | 0.428 | 0.007 | 568.299 | 0.135 | 0.015 |
| Pressure Washers | 2011 | 2011Pressure Washers120 | 120 | 0.839 | 5.939 | 3.468 | 0.43 | 0.43 | 0.006 | 568.299 | 0.075 | 0.015 |
| Pressure Washers | 2011 | 2011Pressure Washers175 | 175 | 0.594 | 5.441 | 2.953 | 0.263 | 0.263 | 0.006 | 568.299 | 0.053 | 0.015 |
| Pressure Washers | 2011 | 2011Pressure Washers250 | 250 | 0.188 | 2.086 | 0.986 | 0.072 | 0.072 | 0.006 | 568.299 | 0.016 | 0.015 |
| Pressure Washers | 2012 | 2012Pressure Washers15 | 15 | 0.865 | 5.874 | 3.874 | 0.338 | 0.338 | 0.008 | 568.299 | 0.078 | 0.015 |
| Pressure Washers | 2012 | 2012Pressure Washers25 | 25 | 0.884 | 5.239 | 3.043 | 0.307 | 0.307 | 0.007 | 568.299 | 0.079 | 0.015 |
| Pressure Washers | 2012 | 2012Pressure Washers50 | 50 | 1.363 | 5.306 | 4.238 | 0.402 | 0.402 | 0.007 | 568.299 | 0.123 | 0.015 |
| Pressure Washers | 2012 | 2012Pressure Washers120 | 120 | 0.77 | 5.578 | 3.433 | 0.4 | 0.4 | 0.006 | 568.299 | 0.069 | 0.015 |
| Pressure Washers | 2012 | 2012Pressure Washers175 | 175 | 0.551 | 5.109 | 2.941 | 0.244 | 0.244 | 0.006 | 568.299 | 0.049 | 0.015 |
| Pressure Washers | 2012 | 2012Pressure Washers250 | 250 | 0.171 | 1.749 | 0.986 | 0.046 | 0.046 | 0.006 | 568.299 | 0.015 | 0.015 |
| Pressure Washers | 2013 | 2013Pressure Washers15 | 15 | 0.823 | 5.616 | 3.796 | 0.318 | 0.318 | 0.008 | 568.299 | 0.074 | 0.015 |
| Pressure Washers | 2013 | 2013Pressure Washers25 | 25 | 0.851 | 5.117 | 2.907 | 0.289 | 0.289 | 0.007 | 568.299 | 0.076 | 0.015 |
| Pressure Washers | 2013 | 2013Pressure Washers50 | 50 | 1.228 | 5.086 | 4.092 | 0.367 | 0.367 | 0.007 | 568.299 | 0.11 | 0.015 |
| Pressure Washers | 2013 | 2013Pressure Washers120 | 120 | 0.701 | 5.226 | 3.399 | 0.366 | 0.366 | 0.006 | 568.299 | 0.063 | 0.015 |
| Pressure Washers | 2013 | 2013Pressure Washers175 | 175 | 0.51 | 4.803 | 2.931 | 0.225 | 0.225 | 0.005 | 568.299 | 0.046 | 0.015 |
| Pressure Washers | 2013 | 2013Pressure Washers250 | 250 | 0.154 | 1.468 | 0.986 | 0.021 | 0.021 | 0.006 | 568.299 | 0.013 | 0.015 |
| Pressure Washers | 2014 | 2014Pressure Washers15 | 15 | 0.783 | 5.369 | 3.723 | 0.298 | 0.298 | 0.008 | 568.299 | 0.07 | 0.015 |
| Pressure Washers | 2014 | 2014Pressure Washers25 | 25 | 0.821 | 5 | 2.78 | 0.272 | 0.272 | 0.007 | 568.299 | 0.074 | 0.015 |
| Pressure Washers | 2014 | 2014Pressure Washers50 | 50 | 1.096 | 4.873 | 3.951 | 0.332 | 0.332 | 0.007 | 568.299 | 0.098 | 0.015 |
| Pressure Washers | 2014 | 2014Pressure Washers120 | 120 | 0.634 | 4.912 | 3.367 | 0.332 | 0.332 | 0.006 | 568.299 | 0.057 | 0.015 |
| Pressure Washers | 2014 | 2014Pressure Washers175 | 175 | 0.469 | 4.513 | 2.923 | 0.206 | 0.206 | 0.005 | 568.299 | 0.042 | 0.015 |
| Pressure Washers | 2014 | 2014Pressure Washers250 | 250 | 0.137 | 1.047 | 0.986 | 0.014 | 0.014 | 0.005 | 568.299 | 0.012 | 0.015 |
| Pressure Washers | 2015 | 2015Pressure Washers15 | 15 | 0.747 | 5.141 | 3.657 | 0.28 | 0.28 | 0.008 | 568.299 | 0.067 | 0.015 |
| Pressure Washers | 2015 | 2015Pressure Washers25 | 25 | 0.793 | 4.89 | 2.666 | 0.256 | 0.256 | 0.007 | 568.299 | 0.071 | 0.015 |
| Pressure Washers | 2015 | 2015Pressure Washers50 | 50 | 0.976 | 4.685 | 3.833 | 0.3 | 0.3 | 0.007 | 568.299 | 0.088 | 0.015 |
| Pressure Washers | 2015 | 2015Pressure Washers120 | 120 | 0.567 | 4.551 | 3.336 | 0.297 | 0.297 | 0.005 | 568.299 | 0.051 | 0.015 |
| Pressure Washers | 2015 | 2015Pressure Washers175 | 175 | 0.427 | 4.115 | 2.917 | 0.187 | 0.187 | 0.005 | 568.299 | 0.038 | 0.015 |
| Pressure Washers | 2015 | 2015Pressure Washers250 | 250 | 0.121 | 0.69 | 0.986 | 0.01 | 0.01 | 0.005 | 568.299 | 0.01 | 0.015 |
| Pressure Washers | 2016 | 2016Pressure Washers15 | 15 | 0.72 | 4.978 | 3.622 | 0.264 | 0.264 | 0.008 | 568.299 | 0.065 | 0.015 |
| Pressure Washers | 2016 | 2016Pressure Washers25 | 25 | 0.773 | 4.803 | 2.604 | 0.244 | 0.244 | 0.007 | 568.299 | 0.069 | 0.015 |
| Pressure Washers | 2016 | 2016Pressure Washers50 | 50 | 0.865 | 4.515 | 3.729 | 0.269 | 0.269 | 0.007 | 568.299 | 0.078 | 0.015 |
| Pressure Washers | 2016 | 2016Pressure Washers120 | 120 | 0.504 | 4.209 | 3.308 | 0.264 | 0.264 | 0.006 | 568.299 | 0.045 | 0.015 |
| Pressure Washers | 2016 | 2016Pressure Washers175 | 175 | 0.386 | 3.726 | 2.913 | 0.168 | 0.168 | 0.005 | 568.299 | 0.034 | 0.015 |
| Pressure Washers | 2016 | 2016Pressure Washers250 | 250 | 0.107 | 0.899 | 0.986 | 0.009 | 0.009 | 0.005 | 568.299 | 0.009 | 0.015 |
| Pressure Washers | 2017 | 2017Pressure Washers15 | 15 | 0.699 | 4.847 | 3.599 | 0.25 | 0.25 | 0.008 | 568.299 | 0.063 | 0.015 |
| Pressure Washers | 2017 | 2017Pressure Washers25 | 25 | 0.757 | 4.729 | 2.564 | 0.233 | 0.233 | 0.007 | 568.299 | 0.068 | 0.015 |
| Pressure Washers | 2017 | 2017Pressure Washers50 | 50 | 0.76 | 4.355 | 3.632 | 0.24 | 0.24 | 0.007 | 568.299 | 0.068 | 0.015 |
| Pressure Washers | 2017 | 2017Pressure Washers120 | 120 | 0.444 | 3.888 | 3.283 | 0.233 | 0.233 | 0.005 | 568.3 | 0.04 | 0.015 |
| Pressure Washers | 2017 | 2017Pressure Washers175 | 175 | 0.346 | 3.349 | 2.91 | 0.149 | 0.149 | 0.005 | 568.299 | 0.031 | 0.015 |
| Pressure Washers | 2017 | 2017Pressure Washers250 | 250 | 0.102 | 0.317 | 0.986 | 0.009 | 0.009 | 0.005 | 568.299 | 0.009 | 0.015 |
| Pressure Washers | 2018 | 2018Pressure Washers15 | 15 | 0.679 | 4.728 | 3.58 | 0.237 | 0.237 | 0.008 | 568.299 | 0.061 | 0.015 |
| Pressure Washers | 2018 | 2018Pressure Washers25 | 25 | 0.744 | 4.661 | 2.531 | 0.224 | 0.224 | 0.007 | 568.299 | 0.067 | 0.015 |
| Pressure Washers | 2018 | 2018Pressure Washers50 | 50 | 0.661 | 4.202 | 3.542 | 0.212 | 0.212 | 0.007 | 568.299 | 0.059 | 0.015 |
| Pressure Washers | 2018 | 2018Pressure Washers120 | 120 | 0.388 | 3.584 | 3.26 | 0.203 | 0.203 | 0.006 | 568.299 | 0.035 | 0.015 |
| Pressure Washers | 2018 | 2018Pressure Washers175 | 175 | 0.309 | 2.989 | 2.908 | 0.132 | 0.132 | 0.005 | 568.299 | 0.027 | 0.015 |
| Pressure Washers | 2018 | 2018Pressure Washers250 | 250 | 0.099 | 0.277 | 0.986 | 0.009 | 0.009 | 0.006 | 568.299 | 0.008 | 0.015 |
| Pressure Washers | 2019 | 2019Pressure Washers15 | 15 | 0.662 | 4.617 | 3.562 | 0.224 | 0.224 | 0.008 | 568.299 | 0.059 | 0.015 |
| Pressure Washers | 2019 | 2019Pressure Washers25 | 25 | 0.731 | 4.596 | 2.501 | 0.214 | 0.214 | 0.007 | 568.299 | 0.066 | 0.015 |
| Pressure Washers | 2019 | 2019Pressure Washers50 | 50 | 0.569 | 4.053 | 3.457 | 0.184 | 0.184 | 0.007 | 568.299 | 0.051 | 0.015 |
| Pressure Washers | 2019 | 2019Pressure Washers120 | 120 | 0.337 | 3.295 | 3.24 | 0.174 | 0.174 | 0.006 | 568.299 | 0.03 | 0.015 |
| Pressure Washers | 2019 | 2019Pressure Washers175 | 175 | 0.28 | 2.67 | 2.907 | 0.117 | 0.117 | 0.006 | 568.299 | 0.025 | 0.015 |
| Pressure Washers | 2019 | 2019Pressure Washers250 | 250 | 0.098 | 0.265 | 0.986 | 0.009 | 0.009 | 0.006 | 568.299 | 0.008 | 0.015 |
| Pressure Washers | 2020 | 2020Pressure Washers15 | 15 | 0.646 | 4.516 | 3.546 | 0.212 | 0.212 | 0.008 | 568.299 | 0.058 | 0.015 |
| Pressure Washers | 2020 | 2020Pressure Washers25 | 25 | 0.721 | 4.538 | 2.473 | 0.205 | 0.205 | 0.007 | 568.299 | 0.065 | 0.015 |
| Pressure Washers | 2020 | 2020Pressure Washers50 | 50 | 0.499 | 3.917 | 3.393 | 0.161 | 0.161 | 0.007 | 568.299 | 0.045 | 0.015 |
| Pressure Washers | 2020 | 2020Pressure Washers120 | 120 | 0.298 | 3.036 | 3.225 | 0.151 | 0.151 | 0.006 | 568.299 | 0.026 | 0.015 |
| Pressure Washers | 2020 | 2020Pressure Washers175 | 175 | 0.258 | 2.383 | 2.907 | 0.104 | 0.104 | 0.006 | 568.299 | 0.023 | 0.015 |
| Pressure Washers | 2020 | 2020Pressure Washers250 | 250 | 0.098 | 0.265 | 0.986 | 0.009 | 0.009 | 0.006 | 568.299 | 0.008 | 0.015 |
| Pressure Washers | 2021 | 2021Pressure Washers15 | 15 | 0.634 | 4.441 | 3.531 | 0.201 | 0.201 | 0.008 | 568.299 | 0.057 | 0.015 |
| Pressure Washers | 2021 | 2021Pressure Washers25 | 25 | 0.712 | 4.497 | 2.446 | 0.196 | 0.196 | 0.007 | 568.299 | 0.064 | 0.015 |
| Pressure Washers | 2021 | 2021Pressure Washers50 | 50 | 0.439 | 3.765 | 3.329 | 0.136 | 0.136 | 0.007 | 568.299 | 0.039 | 0.015 |
| Pressure Washers | 2021 | 2021Pressure Washers120 | 120 | 0.264 | 2.766 | 3.21 | 0.129 | 0.129 | 0.006 | 568.299 | 0.023 | 0.015 |
| Pressure Washers | 2021 | 2021Pressure Washers175 | 175 | 0.238 | 2.118 | 2.907 | 0.093 | 0.093 | 0.006 | 568.299 | 0.021 | 0.015 |
| Pressure Washers | 2021 | 2021Pressure Washers250 | 250 | 0.098 | 0.265 | 0.986 | 0.009 | 0.009 | 0.006 | 568.299 | 0.008 | 0.015 |
| Pressure Washers | 2022 | 2022Pressure Washers15 | 15 | 0.626 | 4.39 | 3.519 | 0.193 | 0.193 | 0.008 | 568.299 | 0.056 | 0.015 |
| Pressure Washers | 2022 | 2022Pressure Washers25 | 25 | 0.706 | 4.47 | 2.426 | 0.188 | 0.188 | 0.007 | 568.299 | 0.063 | 0.015 |
| Pressure Washers | 2022 | 2022Pressure Washers50 | 50 | 0.398 | 3.649 | 3.291 | 0.117 | 0.117 | 0.007 | 568.3 | 0.035 | 0.015 |
| Pressure Washers | 2022 | 2022Pressure Washers120 | 120 | 0.241 | 2.56 | 3.202 | 0.112 | 0.112 | 0.006 | 568.299 | 0.021 | 0.015 |
| Pressure Washers | 2022 | 2022Pressure Washers175 | 175 | 0.221 | 1.871 | 2.907 | 0.082 | 0.082 | 0.006 | 568.299 | 0.019 | 0.015 |
| Pressure Washers | 2022 | 2022Pressure Washers250 | 250 | 0.098 | 0.265 | 0.986 | 0.009 | 0.009 | 0.006 | 568.299 | 0.008 | 0.015 |
| Pressure Washers | 2023 | 2023Pressure Washers15 | 15 | 0.618 | 4.345 | 3.508 | 0.186 | 0.186 | 0.008 | 568.299 | 0.055 | 0.015 |
| Pressure Washers | 2023 | 2023Pressure Washers25 | 25 | 0.701 | 4.447 | 2.407 | 0.182 | 0.182 | 0.007 | 568.299 | 0.063 | 0.015 |
| Pressure Washers | 2023 | 2023Pressure Washers50 | 50 | 0.363 | 3.543 | 3.26 | 0.101 | 0.101 | 0.007 | 568.299 | 0.032 | 0.015 |
| Pressure Washers | 2023 | 2023Pressure Washers120 | 120 | 0.222 | 2.377 | 3.196 | 0.097 | 0.097 | 0.006 | 568.299 | 0.02 | 0.015 |
| Pressure Washers | 2023 | 2023Pressure Washers175 | 175 | 0.205 | 1.665 | 2.907 | 0.072 | 0.072 | 0.006 | 568.299 | 0.018 | 0.015 |
| Pressure Washers | 2023 | 2023Pressure Washers250 | 250 | 0.098 | 0.265 | 0.986 | 0.009 | 0.009 | 0.006 | 568.299 | 0.008 | 0.015 |
| Pressure Washers | 2024 | 2024Pressure Washers15 | 15 | 0.612 | 4.305 | 3.499 | 0.181 | 0.181 | 0.008 | 568.299 | 0.055 | 0.015 |
| Pressure Washers | 2024 | 2024Pressure Washers25 | 25 | 0.697 | 4.426 | 2.39 | 0.178 | 0.178 | 0.007 | 568.299 | 0.062 | 0.015 |
| Pressure Washers | 2024 | 2024Pressure Washers50 | 50 | 0.333 | 3.441 | 3.233 | 0.087 | 0.087 | 0.007 | 568.299 | 0.03 | 0.015 |
| Pressure Washers | 2024 | 2024Pressure Washers120 | 120 | 0.204 | 2.229 | 3.191 | 0.084 | 0.084 | 0.006 | 568.299 | 0.018 | 0.015 |
| Pressure Washers | 2024 | 2024Pressure Washers175 | 175 | 0.191 | 1.482 | 2.907 | 0.062 | 0.062 | 0.006 | 568.299 | 0.017 | 0.015 |
| Pressure Washers | 2024 | 2024Pressure Washers250 | 250 | 0.098 | 0.265 | 0.986 | 0.009 | 0.009 | 0.006 | 568.299 | 0.008 | 0.015 |
| Pressure Washers | 2025 | 2025Pressure Washers15 | 15 | 0.607 | 4.269 | 3.491 | 0.178 | 0.178 | 0.008 | 568.299 | 0.054 | 0.015 |
| Pressure Washers | 2025 | 2025Pressure Washers25 | 25 | 0.694 | 4.407 | 2.376 | 0.175 | 0.175 | 0.007 | 568.299 | 0.062 | 0.015 |
| Pressure Washers | 2025 | 2025Pressure Washers50 | 50 | 0.306 | 3.344 | 3.21 | 0.075 | 0.075 | 0.007 | 568.299 | 0.027 | 0.015 |
| Pressure Washers | 2025 | 2025Pressure Washers120 | 120 | 0.189 | 2.1 | 3.186 | 0.072 | 0.072 | 0.006 | 568.299 | 0.017 | 0.015 |
| Pressure Washers | 2025 | 2025Pressure Washers175 | 175 | 0.178 | 1.31 | 2.907 | 0.053 | 0.053 | 0.005 | 568.299 | 0.016 | 0.015 |
| Pressure Washers | 2025 | 2025Pressure Washers250 | 250 | 0.098 | 0.265 | 0.986 | 0.009 | 0.009 | 0.006 | 568.299 | 0.008 | 0.015 |
| Pressure Washers | 2030 | 2030Pressure Washers15 | 15 | 0.592 | 4.164 | 3.47 | 0.166 | 0.166 | 0.008 | 568.3 | 0.053 | 0.015 |
| Pressure Washers | 2030 | 2030Pressure Washers25 | 25 | 0.686 | 4.347 | 2.34 | 0.165 | 0.165 | 0.007 | 568.299 | 0.061 | 0.015 |
| Pressure Washers | 2030 | 2030Pressure Washers50 | 50 | 0.215 | 2.989 | 3.124 | 0.03 | 0.03 | 0.007 | 568.299 | 0.019 | 0.015 |
| Pressure Washers | 2030 | 2030Pressure Washers120 | 120 | 0.134 | 1.594 | 3.167 | 0.028 | 0.028 | 0.006 | 568.3 | 0.012 | 0.015 |
| Pressure Washers | 2030 | 2030Pressure Washers175 | 175 | 0.126 | 0.619 | 2.907 | 0.024 | 0.024 | 0.006 | 568.299 | 0.011 | 0.015 |
| Pressure Washers | 2030 | 2030Pressure Washers250 | 250 | 0.098 | 0.265 | 0.986 | 0.009 | 0.009 | 0.006 | 568.299 | 0.008 | 0.015 |
| Pressure Washers | 2035 | 2035Pressure Washers15 | 15 | 0.589 | 4.143 | 3.47 | 0.162 | 0.162 | 0.008 | 568.3 | 0.053 | 0.015 |
| Pressure Washers | 2035 | 2035Pressure Washers25 | 25 | 0.685 | 4.332 | 2.34 | 0.162 | 0.162 | 0.007 | 568.299 | 0.061 | 0.015 |
| Pressure Washers | 2035 | 2035Pressure Washers50 | 50 | 0.188 | 2.882 | 3.101 | 0.015 | 0.015 | 0.007 | 568.299 | 0.016 | 0.015 |
| Pressure Washers | 2035 | 2035Pressure Washers120 | 120 | 0.116 | 1.421 | 3.161 | 0.014 | 0.014 | 0.006 | 568.299 | 0.01 | 0.015 |
| Pressure Washers | 2035 | 2035Pressure Washers175 | 175 | 0.109 | 0.382 | 2.907 | 0.013 | 0.013 | 0.006 | 568.299 | 0.009 | 0.015 |
| Pressure Washers | 2035 | 2035Pressure Washers250 | 250 | 0.098 | 0.265 | 0.986 | 0.009 | 0.009 | 0.006 | 568.299 | 0.008 | 0.015 |
| Pressure Washers | 2040 | 2040Pressure Washers15 | 15 | 0.589 | 4.142 | 3.469 | 0.161 | 0.161 | 0.008 | 568.299 | 0.053 | 0.015 |
| Pressure Washers | 2040 | 2040Pressure Washers25 | 25 | 0.685 | 4.332 | 2.339 | 0.161 | 0.161 | 0.007 | 568.299 | 0.061 | 0.015 |
| Pressure Washers | 2040 | 2040Pressure Washers50 | 50 | 0.186 | 2.836 | 3.098 | 0.01 | 0.01 | 0.007 | 568.299 | 0.016 | 0.015 |
| Pressure Washers | 2040 | 2040Pressure Washers120 | 120 | 0.113 | 1.365 | 3.16 | 0.01 | 0.01 | 0.006 | 568.299 | 0.01 | 0.015 |
| Pressure Washers | 2040 | 2040Pressure Washers175 | 175 | 0.103 | 0.293 | 2.907 | 0.01 | 0.01 | 0.006 | 568.299 | 0.009 | 0.015 |
| Pressure Washers | 2040 | 2040Pressure Washers250 | 250 | 0.098 | 0.265 | 0.986 | 0.009 | 0.009 | 0.006 | 568.299 | 0.008 | 0.015 |
| Pumps | 1990 | 1990Pumps15 | 15 | 1.804 | 10 | 4.999 | 0.974 | 0.974 | 1.018 | 568.299 | 0.162 | 0.015 |
| Pumps | 1990 | 1990Pumps25 | 25 | 2.213 | 6.92 | 4.999 | 0.74 | 0.74 | 0.83 | 568.299 | 0.199 | 0.015 |
| Pumps | 1990 | 1990Pumps50 | 50 | 3.307 | 7.391 | 7.004 | 0.964 | 0.964 | 0.846 | 568.299 | 0.298 | 0.015 |
| Pumps | 1990 | 1990Pumps120 | 120 | 1.941 | 13.378 | 5.049 | 1.022 | 1.022 | 0.768 | 568.299 | 0.175 | 0.015 |
| Pumps | 1990 | 1990Pumps175 | 175 | 1.328 | 12.036 | 4.466 | 0.678 | 0.678 | 0.736 | 568.299 | 0.119 | 0.015 |
| Pumps | 1990 | 1990Pumps250 | 250 | 1.328 | 12.036 | 4.466 | 0.678 | 0.678 | 0.736 | 568.299 | 0.119 | 0.015 |
| Pumps | 1990 | 1990Pumps500 | 500 | 1.222 | 11.736 | 7.034 | 0.614 | 0.614 | 0.642 | 568.3 | 0.11 | 0.015 |
| Pumps | 1990 | 1990Pumps750 | 750 | 1.222 | 11.736 | 7.034 | 0.614 | 0.614 | 0.658 | 568.299 | 0.11 | 0.015 |
| Pumps | 1990 | 1990Pumps9999 | 9999 | 1.22 | 11.736 | 7.034 | 0.612 | 0.612 | 0.658 | 568.299 | 0.11 | 0.015 |
| Pumps | 2000 | 2000Pumps15 | 15 | 1.723 | 9.08 | 4.875 | 0.747 | 0.747 | 0.079 | 568.299 | 0.155 | 0.015 |

| | | | | | | | | | | | | |
|---|---|---|---|---|---|---|---|---|---|---|---|---|
| Pumps | 2000 | 2000Pumps25 | 25 | 2.095 | 6.405 | 4.783 | 0.569 | 0.569 | 0.065 | 568.299 | 0.189 | 0.015 |
| Pumps | 2000 | 2000Pumps50 | 50 | 3.123 | 6.608 | 6.715 | 0.718 | 0.718 | 0.066 | 568.299 | 0.281 | 0.015 |
| Pumps | 2000 | 2000Pumps120 | 120 | 1.575 | 9.604 | 4.223 | 0.711 | 0.711 | 0.06 | 568.3 | 0.142 | 0.015 |
| Pumps | 2000 | 2000Pumps175 | 175 | 1.055 | 8.734 | 3.435 | 0.419 | 0.419 | 0.057 | 568.299 | 0.095 | 0.015 |
| Pumps | 2000 | 2000Pumps250 | 250 | 0.874 | 8.397 | 2.707 | 0.339 | 0.339 | 0.057 | 568.299 | 0.078 | 0.015 |
| Pumps | 2000 | 2000Pumps500 | 500 | 0.82 | 8.188 | 3.956 | 0.311 | 0.311 | 0.05 | 568.299 | 0.074 | 0.015 |
| Pumps | 2000 | 2000Pumps750 | 750 | 0.82 | 8.188 | 3.956 | 0.311 | 0.311 | 0.051 | 568.299 | 0.074 | 0.015 |
| Pumps | 2000 | 2000Pumps9999 | 9999 | 0.936 | 8.775 | 4.533 | 0.351 | 0.351 | 0.051 | 568.299 | 0.084 | 0.015 |
| Pumps | 2005 | 2005Pumps15 | 15 | 1.394 | 7.817 | 4.38 | 0.621 | 0.621 | 0.079 | 568.299 | 0.125 | 0.015 |
| Pumps | 2005 | 2005Pumps25 | 25 | 1.622 | 6.014 | 3.972 | 0.483 | 0.483 | 0.065 | 568.299 | 0.146 | 0.015 |
| Pumps | 2005 | 2005Pumps50 | 50 | 2.76 | 6.155 | 6.203 | 0.664 | 0.664 | 0.066 | 568.299 | 0.249 | 0.015 |
| Pumps | 2005 | 2005Pumps120 | 120 | 1.348 | 8.1 | 3.91 | 0.657 | 0.657 | 0.06 | 568.3 | 0.121 | 0.015 |
| Pumps | 2005 | 2005Pumps175 | 175 | 0.878 | 7.608 | 3.114 | 0.363 | 0.363 | 0.057 | 568.299 | 0.079 | 0.015 |
| Pumps | 2005 | 2005Pumps250 | 250 | 0.623 | 6.99 | 1.836 | 0.239 | 0.239 | 0.057 | 568.299 | 0.056 | 0.015 |
| Pumps | 2005 | 2005Pumps500 | 500 | 0.56 | 6.535 | 2.32 | 0.219 | 0.219 | 0.05 | 568.299 | 0.05 | 0.015 |
| Pumps | 2005 | 2005Pumps750 | 750 | 0.575 | 6.679 | 2.32 | 0.221 | 0.221 | 0.051 | 568.299 | 0.051 | 0.015 |
| Pumps | 2005 | 2005Pumps9999 | 9999 | 0.728 | 7.658 | 2.838 | 0.258 | 0.258 | 0.051 | 568.299 | 0.065 | 0.015 |
| Pumps | 2010 | 2010Pumps15 | 15 | 1.124 | 6.554 | 4.027 | 0.473 | 0.473 | 0.008 | 568.299 | 0.102 | 0.015 |
| Pumps | 2010 | 2010Pumps25 | 25 | 1.267 | 5.477 | 3.309 | 0.384 | 0.384 | 0.007 | 568.299 | 0.114 | 0.015 |
| Pumps | 2010 | 2010Pumps50 | 50 | 2.188 | 5.74 | 5.634 | 0.545 | 0.545 | 0.007 | 568.3 | 0.197 | 0.015 |
| Pumps | 2010 | 2010Pumps120 | 120 | 1.039 | 6.675 | 3.735 | 0.538 | 0.538 | 0.006 | 568.299 | 0.093 | 0.015 |
| Pumps | 2010 | 2010Pumps175 | 175 | 0.685 | 5.961 | 3.033 | 0.298 | 0.298 | 0.006 | 568.299 | 0.061 | 0.015 |
| Pumps | 2010 | 2010Pumps250 | 250 | 0.444 | 5.586 | 1.359 | 0.17 | 0.17 | 0.006 | 568.299 | 0.04 | 0.015 |
| Pumps | 2010 | 2010Pumps500 | 500 | 0.398 | 5.074 | 1.536 | 0.158 | 0.158 | 0.005 | 568.299 | 0.035 | 0.015 |
| Pumps | 2010 | 2010Pumps750 | 750 | 0.41 | 5.207 | 1.536 | 0.161 | 0.161 | 0.005 | 568.299 | 0.037 | 0.015 |
| Pumps | 2010 | 2010Pumps9999 | 9999 | 0.55 | 6.617 | 1.991 | 0.196 | 0.196 | 0.005 | 568.299 | 0.049 | 0.015 |
| Pumps | 2011 | 2011Pumps15 | 15 | 1.067 | 6.283 | 3.952 | 0.441 | 0.441 | 0.008 | 568.299 | 0.096 | 0.015 |
| Pumps | 2011 | 2011Pumps25 | 25 | 1.192 | 5.36 | 3.179 | 0.361 | 0.361 | 0.007 | 568.299 | 0.107 | 0.015 |
| Pumps | 2011 | 2011Pumps50 | 50 | 2.038 | 5.645 | 5.474 | 0.518 | 0.518 | 0.007 | 568.299 | 0.183 | 0.015 |
| Pumps | 2011 | 2011Pumps120 | 120 | 0.969 | 6.322 | 3.698 | 0.514 | 0.514 | 0.006 | 568.299 | 0.087 | 0.015 |
| Pumps | 2011 | 2011Pumps175 | 175 | 0.642 | 5.63 | 3.02 | 0.286 | 0.286 | 0.006 | 568.299 | 0.058 | 0.015 |
| Pumps | 2011 | 2011Pumps250 | 250 | 0.407 | 5.206 | 1.272 | 0.153 | 0.153 | 0.006 | 568.299 | 0.036 | 0.015 |
| Pumps | 2011 | 2011Pumps500 | 500 | 0.365 | 4.71 | 1.405 | 0.143 | 0.143 | 0.005 | 568.299 | 0.032 | 0.015 |
| Pumps | 2011 | 2011Pumps750 | 750 | 0.376 | 4.841 | 1.405 | 0.145 | 0.145 | 0.005 | 568.299 | 0.033 | 0.015 |
| Pumps | 2011 | 2011Pumps9999 | 9999 | 0.512 | 6.273 | 1.835 | 0.183 | 0.183 | 0.005 | 568.299 | 0.046 | 0.015 |
| Pumps | 2012 | 2012Pumps15 | 15 | 1.007 | 5.999 | 3.874 | 0.407 | 0.407 | 0.008 | 568.299 | 0.09 | 0.015 |
| Pumps | 2012 | 2012Pumps25 | 25 | 1.113 | 5.239 | 3.043 | 0.337 | 0.337 | 0.007 | 568.299 | 0.1 | 0.015 |
| Pumps | 2012 | 2012Pumps50 | 50 | 1.875 | 5.545 | 5.295 | 0.488 | 0.488 | 0.007 | 568.299 | 0.169 | 0.015 |
| Pumps | 2012 | 2012Pumps120 | 120 | 0.896 | 5.939 | 3.66 | 0.481 | 0.481 | 0.006 | 568.299 | 0.08 | 0.015 |
| Pumps | 2012 | 2012Pumps175 | 175 | 0.597 | 5.28 | 3.009 | 0.265 | 0.265 | 0.006 | 568.299 | 0.053 | 0.015 |
| Pumps | 2012 | 2012Pumps250 | 250 | 0.377 | 4.846 | 1.218 | 0.139 | 0.139 | 0.006 | 568.299 | 0.034 | 0.015 |
| Pumps | 2012 | 2012Pumps500 | 500 | 0.338 | 4.367 | 1.311 | 0.13 | 0.13 | 0.005 | 568.299 | 0.03 | 0.015 |
| Pumps | 2012 | 2012Pumps750 | 750 | 0.349 | 4.495 | 1.311 | 0.132 | 0.132 | 0.005 | 568.299 | 0.031 | 0.015 |
| Pumps | 2012 | 2012Pumps9999 | 9999 | 0.473 | 5.916 | 1.682 | 0.168 | 0.168 | 0.005 | 568.299 | 0.042 | 0.015 |
| Pumps | 2013 | 2013Pumps15 | 15 | 0.948 | 5.716 | 3.796 | 0.373 | 0.373 | 0.008 | 568.299 | 0.085 | 0.015 |
| Pumps | 2013 | 2013Pumps25 | 25 | 1.034 | 5.117 | 2.907 | 0.314 | 0.314 | 0.007 | 568.3 | 0.093 | 0.015 |
| Pumps | 2013 | 2013Pumps50 | 50 | 1.706 | 5.323 | 5.11 | 0.448 | 0.448 | 0.007 | 568.299 | 0.153 | 0.015 |
| Pumps | 2013 | 2013Pumps120 | 120 | 0.823 | 5.563 | 3.623 | 0.443 | 0.443 | 0.006 | 568.299 | 0.074 | 0.015 |
| Pumps | 2013 | 2013Pumps175 | 175 | 0.552 | 4.949 | 2.998 | 0.244 | 0.244 | 0.006 | 568.299 | 0.049 | 0.015 |
| Pumps | 2013 | 2013Pumps250 | 250 | 0.352 | 4.498 | 1.181 | 0.127 | 0.127 | 0.006 | 568.3 | 0.031 | 0.015 |
| Pumps | 2013 | 2013Pumps500 | 500 | 0.316 | 4.037 | 1.241 | 0.119 | 0.119 | 0.005 | 568.299 | 0.028 | 0.015 |
| Pumps | 2013 | 2013Pumps750 | 750 | 0.326 | 4.163 | 1.241 | 0.121 | 0.121 | 0.005 | 568.299 | 0.029 | 0.015 |
| Pumps | 2013 | 2013Pumps9999 | 9999 | 0.435 | 5.558 | 1.538 | 0.154 | 0.154 | 0.005 | 568.299 | 0.039 | 0.015 |
| Pumps | 2014 | 2014Pumps15 | 15 | 0.891 | 5.445 | 3.723 | 0.341 | 0.341 | 0.008 | 568.299 | 0.08 | 0.015 |
| Pumps | 2014 | 2014Pumps25 | 25 | 0.96 | 5 | 2.78 | 0.291 | 0.291 | 0.007 | 568.299 | 0.086 | 0.015 |
| Pumps | 2014 | 2014Pumps50 | 50 | 1.538 | 5.107 | 4.929 | 0.409 | 0.409 | 0.007 | 568.299 | 0.138 | 0.015 |
| Pumps | 2014 | 2014Pumps120 | 120 | 0.751 | 5.226 | 3.587 | 0.403 | 0.403 | 0.006 | 568.299 | 0.067 | 0.015 |
| Pumps | 2014 | 2014Pumps175 | 175 | 0.508 | 4.635 | 2.989 | 0.222 | 0.222 | 0.006 | 568.299 | 0.045 | 0.015 |
| Pumps | 2014 | 2014Pumps250 | 250 | 0.326 | 4.09 | 1.149 | 0.115 | 0.115 | 0.005 | 568.299 | 0.029 | 0.015 |
| Pumps | 2014 | 2014Pumps500 | 500 | 0.294 | 3.648 | 1.181 | 0.108 | 0.108 | 0.005 | 568.299 | 0.026 | 0.015 |
| Pumps | 2014 | 2014Pumps750 | 750 | 0.303 | 3.77 | 1.181 | 0.11 | 0.11 | 0.005 | 568.299 | 0.027 | 0.015 |
| Pumps | 2014 | 2014Pumps9999 | 9999 | 0.399 | 5.21 | 1.406 | 0.141 | 0.141 | 0.005 | 568.299 | 0.036 | 0.015 |
| Pumps | 2015 | 2015Pumps15 | 15 | 0.84 | 5.196 | 3.658 | 0.311 | 0.311 | 0.008 | 568.299 | 0.075 | 0.015 |
| Pumps | 2015 | 2015Pumps25 | 25 | 0.894 | 4.89 | 2.666 | 0.27 | 0.27 | 0.007 | 568.299 | 0.08 | 0.015 |
| Pumps | 2015 | 2015Pumps50 | 50 | 1.384 | 4.916 | 4.775 | 0.371 | 0.371 | 0.007 | 568.3 | 0.124 | 0.015 |
| Pumps | 2015 | 2015Pumps120 | 120 | 0.679 | 4.842 | 3.554 | 0.364 | 0.364 | 0.006 | 568.3 | 0.061 | 0.015 |
| Pumps | 2015 | 2015Pumps175 | 175 | 0.461 | 4.202 | 2.983 | 0.2 | 0.2 | 0.006 | 568.299 | 0.041 | 0.015 |
| Pumps | 2015 | 2015Pumps250 | 250 | 0.302 | 3.693 | 1.122 | 0.104 | 0.104 | 0.005 | 568.299 | 0.027 | 0.015 |
| Pumps | 2015 | 2015Pumps500 | 500 | 0.273 | 3.272 | 1.134 | 0.097 | 0.097 | 0.005 | 568.299 | 0.024 | 0.015 |
| Pumps | 2015 | 2015Pumps750 | 750 | 0.281 | 3.389 | 1.134 | 0.099 | 0.099 | 0.005 | 568.299 | 0.025 | 0.015 |
| Pumps | 2015 | 2015Pumps9999 | 9999 | 0.363 | 4.878 | 1.293 | 0.127 | 0.127 | 0.005 | 568.299 | 0.032 | 0.015 |
| Pumps | 2016 | 2016Pumps15 | 15 | 0.809 | 5.023 | 3.622 | 0.289 | 0.289 | 0.008 | 568.299 | 0.073 | 0.015 |
| Pumps | 2016 | 2016Pumps25 | 25 | 0.855 | 4.803 | 2.604 | 0.255 | 0.255 | 0.007 | 568.299 | 0.077 | 0.015 |
| Pumps | 2016 | 2016Pumps50 | 50 | 1.24 | 4.742 | 4.64 | 0.335 | 0.335 | 0.007 | 568.299 | 0.111 | 0.015 |
| Pumps | 2016 | 2016Pumps120 | 120 | 0.61 | 4.478 | 3.523 | 0.325 | 0.325 | 0.006 | 568.299 | 0.055 | 0.015 |
| Pumps | 2016 | 2016Pumps175 | 175 | 0.417 | 3.789 | 2.978 | 0.179 | 0.179 | 0.006 | 568.299 | 0.037 | 0.015 |
| Pumps | 2016 | 2016Pumps250 | 250 | 0.28 | 3.313 | 1.099 | 0.094 | 0.094 | 0.006 | 568.299 | 0.025 | 0.015 |
| Pumps | 2016 | 2016Pumps500 | 500 | 0.254 | 2.919 | 1.093 | 0.088 | 0.088 | 0.005 | 568.299 | 0.022 | 0.015 |
| Pumps | 2016 | 2016Pumps750 | 750 | 0.262 | 3.028 | 1.093 | 0.089 | 0.089 | 0.005 | 568.299 | 0.023 | 0.015 |
| Pumps | 2016 | 2016Pumps9999 | 9999 | 0.335 | 4.596 | 1.223 | 0.116 | 0.116 | 0.005 | 568.3 | 0.03 | 0.015 |
| Pumps | 2017 | 2017Pumps15 | 15 | 0.786 | 4.887 | 3.599 | 0.272 | 0.272 | 0.008 | 568.299 | 0.07 | 0.015 |
| Pumps | 2017 | 2017Pumps25 | 25 | 0.83 | 4.729 | 2.564 | 0.243 | 0.243 | 0.007 | 568.299 | 0.074 | 0.015 |
| Pumps | 2017 | 2017Pumps50 | 50 | 1.104 | 4.578 | 4.514 | 0.301 | 0.301 | 0.007 | 568.299 | 0.099 | 0.015 |
| Pumps | 2017 | 2017Pumps120 | 120 | 0.546 | 4.134 | 3.495 | 0.287 | 0.287 | 0.006 | 568.299 | 0.049 | 0.015 |
| Pumps | 2017 | 2017Pumps175 | 175 | 0.376 | 3.4 | 2.975 | 0.159 | 0.159 | 0.006 | 568.299 | 0.033 | 0.015 |
| Pumps | 2017 | 2017Pumps250 | 250 | 0.26 | 2.958 | 1.08 | 0.084 | 0.084 | 0.006 | 568.299 | 0.023 | 0.015 |
| Pumps | 2017 | 2017Pumps500 | 500 | 0.239 | 2.613 | 1.062 | 0.079 | 0.079 | 0.005 | 568.299 | 0.021 | 0.015 |
| Pumps | 2017 | 2017Pumps750 | 750 | 0.244 | 2.695 | 1.062 | 0.08 | 0.08 | 0.005 | 568.299 | 0.022 | 0.015 |
| Pumps | 2017 | 2017Pumps9999 | 9999 | 0.313 | 4.343 | 1.177 | 0.106 | 0.106 | 0.005 | 568.299 | 0.028 | 0.015 |
| Pumps | 2018 | 2018Pumps15 | 15 | 0.766 | 4.762 | 3.58 | 0.256 | 0.256 | 0.008 | 568.299 | 0.069 | 0.015 |
| Pumps | 2018 | 2018Pumps25 | 25 | 0.807 | 4.661 | 2.531 | 0.232 | 0.232 | 0.007 | 568.299 | 0.072 | 0.015 |
| Pumps | 2018 | 2018Pumps50 | 50 | 0.973 | 4.422 | 4.397 | 0.267 | 0.267 | 0.007 | 568.299 | 0.087 | 0.015 |
| Pumps | 2018 | 2018Pumps120 | 120 | 0.485 | 3.808 | 3.471 | 0.252 | 0.252 | 0.006 | 568.299 | 0.043 | 0.015 |
| Pumps | 2018 | 2018Pumps175 | 175 | 0.338 | 3.035 | 2.974 | 0.14 | 0.14 | 0.006 | 568.299 | 0.03 | 0.015 |
| Pumps | 2018 | 2018Pumps250 | 250 | 0.242 | 2.624 | 1.065 | 0.075 | 0.075 | 0.006 | 568.299 | 0.021 | 0.015 |
| Pumps | 2018 | 2018Pumps500 | 500 | 0.226 | 2.34 | 1.041 | 0.071 | 0.071 | 0.005 | 568.299 | 0.02 | 0.015 |
| Pumps | 2018 | 2018Pumps750 | 750 | 0.23 | 2.401 | 1.041 | 0.072 | 0.072 | 0.005 | 568.299 | 0.02 | 0.015 |
| Pumps | 2018 | 2018Pumps9999 | 9999 | 0.293 | 4.105 | 1.144 | 0.098 | 0.098 | 0.005 | 568.299 | 0.026 | 0.015 |
| Pumps | 2019 | 2019Pumps15 | 15 | 0.748 | 4.647 | 3.562 | 0.241 | 0.241 | 0.008 | 568.3 | 0.067 | 0.015 |
| Pumps | 2019 | 2019Pumps25 | 25 | 0.787 | 4.596 | 2.501 | 0.222 | 0.222 | 0.007 | 568.3 | 0.071 | 0.015 |
| Pumps | 2019 | 2019Pumps50 | 50 | 0.849 | 4.269 | 4.284 | 0.235 | 0.235 | 0.007 | 568.299 | 0.076 | 0.015 |
| Pumps | 2019 | 2019Pumps120 | 120 | 0.429 | 3.497 | 3.449 | 0.217 | 0.217 | 0.006 | 568.299 | 0.038 | 0.015 |
| Pumps | 2019 | 2019Pumps175 | 175 | 0.309 | 2.711 | 2.974 | 0.124 | 0.124 | 0.006 | 568.299 | 0.027 | 0.015 |
| Pumps | 2019 | 2019Pumps250 | 250 | 0.226 | 2.323 | 1.052 | 0.067 | 0.067 | 0.006 | 568.299 | 0.02 | 0.015 |
| Pumps | 2019 | 2019Pumps500 | 500 | 0.214 | 2.084 | 1.027 | 0.064 | 0.064 | 0.005 | 568.3 | 0.019 | 0.015 |
| Pumps | 2019 | 2019Pumps750 | 750 | 0.217 | 2.133 | 1.027 | 0.065 | 0.065 | 0.005 | 568.299 | 0.019 | 0.015 |
| Pumps | 2019 | 2019Pumps9999 | 9999 | 0.273 | 3.873 | 1.118 | 0.089 | 0.089 | 0.005 | 568.299 | 0.024 | 0.015 |
| Pumps | 2020 | 2020Pumps15 | 15 | 0.731 | 4.542 | 3.546 | 0.227 | 0.227 | 0.008 | 568.299 | 0.066 | 0.015 |
| Pumps | 2020 | 2020Pumps25 | 25 | 0.769 | 4.536 | 2.473 | 0.212 | 0.212 | 0.007 | 568.299 | 0.069 | 0.015 |
| Pumps | 2020 | 2020Pumps50 | 50 | 0.755 | 4.128 | 4.197 | 0.206 | 0.206 | 0.007 | 568.299 | 0.068 | 0.015 |
| Pumps | 2020 | 2020Pumps120 | 120 | 0.386 | 3.219 | 3.432 | 0.189 | 0.189 | 0.006 | 568.299 | 0.034 | 0.015 |
| Pumps | 2020 | 2020Pumps175 | 175 | 0.285 | 2.418 | 2.974 | 0.111 | 0.111 | 0.006 | 568.299 | 0.025 | 0.015 |
| Pumps | 2020 | 2020Pumps250 | 250 | 0.212 | 2.05 | 1.042 | 0.06 | 0.06 | 0.006 | 568.299 | 0.019 | 0.015 |
| Pumps | 2020 | 2020Pumps500 | 500 | 0.203 | 1.841 | 1.017 | 0.057 | 0.057 | 0.005 | 568.3 | 0.018 | 0.015 |
| Pumps | 2020 | 2020Pumps750 | 750 | 0.205 | 1.884 | 1.017 | 0.058 | 0.058 | 0.005 | 568.299 | 0.018 | 0.015 |
| Pumps | 2020 | 2020Pumps9999 | 9999 | 0.255 | 3.649 | 1.096 | 0.081 | 0.081 | 0.005 | 568.3 | 0.023 | 0.015 |
| Pumps | 2021 | 2021Pumps15 | 15 | 0.717 | 4.462 | 3.531 | 0.214 | 0.214 | 0.008 | 568.299 | 0.064 | 0.015 |
| Pumps | 2021 | 2021Pumps25 | 25 | 0.752 | 4.497 | 2.446 | 0.201 | 0.201 | 0.007 | 568.299 | 0.067 | 0.015 |
| Pumps | 2021 | 2021Pumps50 | 50 | 0.671 | 3.966 | 4.099 | 0.175 | 0.175 | 0.007 | 568.299 | 0.06 | 0.015 |
| Pumps | 2021 | 2021Pumps120 | 120 | 0.347 | 2.928 | 3.412 | 0.162 | 0.162 | 0.006 | 568.3 | 0.031 | 0.015 |
| Pumps | 2021 | 2021Pumps175 | 175 | 0.26 | 2.101 | 2.968 | 0.096 | 0.096 | 0.006 | 568.299 | 0.023 | 0.015 |
| Pumps | 2021 | 2021Pumps250 | 250 | 0.197 | 1.759 | 1.031 | 0.052 | 0.052 | 0.006 | 568.299 | 0.017 | 0.015 |
| Pumps | 2021 | 2021Pumps500 | 500 | 0.189 | 1.584 | 1.007 | 0.05 | 0.05 | 0.005 | 568.299 | 0.017 | 0.015 |

| | | | | | | | | | | | | |
|---|---|---|---|---|---|---|---|---|---|---|---|---|
| Pumps | 2021 | 2021Pumps750 | 750 | 0.191 | 1.618 | 1.007 | 0.05 | 0.05 | 0.005 | 568.299 | 0.017 | 0.015 |
| Pumps | 2021 | 2021Pumps9999 | 9999 | 0.233 | 3.409 | 1.074 | 0.072 | 0.072 | 0.005 | 568.3 | 0.021 | 0.015 |
| Pumps | 2022 | 2022Pumps15 | 15 | 0.707 | 4.408 | 3.519 | 0.203 | 0.203 | 0.008 | 568.299 | 0.063 | 0.015 |
| Pumps | 2022 | 2022Pumps25 | 25 | 0.739 | 4.47 | 2.426 | 0.193 | 0.193 | 0.007 | 568.299 | 0.066 | 0.015 |
| Pumps | 2022 | 2022Pumps50 | 50 | 0.614 | 3.846 | 4.048 | 0.152 | 0.152 | 0.007 | 568.299 | 0.055 | 0.015 |
| Pumps | 2022 | 2022Pumps120 | 120 | 0.321 | 2.708 | 3.404 | 0.142 | 0.142 | 0.006 | 568.299 | 0.029 | 0.015 |
| Pumps | 2022 | 2022Pumps175 | 175 | 0.242 | 1.86 | 2.969 | 0.085 | 0.085 | 0.006 | 568.299 | 0.021 | 0.015 |
| Pumps | 2022 | 2022Pumps250 | 250 | 0.186 | 1.534 | 1.025 | 0.045 | 0.045 | 0.006 | 568.299 | 0.016 | 0.015 |
| Pumps | 2022 | 2022Pumps500 | 500 | 0.18 | 1.404 | 1.001 | 0.044 | 0.044 | 0.005 | 568.3 | 0.016 | 0.015 |
| Pumps | 2022 | 2022Pumps750 | 750 | 0.181 | 1.432 | 1.001 | 0.044 | 0.044 | 0.005 | 568.3 | 0.016 | 0.015 |
| Pumps | 2022 | 2022Pumps9999 | 9999 | 0.219 | 3.236 | 1.058 | 0.065 | 0.065 | 0.005 | 568.299 | 0.019 | 0.015 |
| Pumps | 2023 | 2023Pumps15 | 15 | 0.698 | 4.359 | 3.508 | 0.194 | 0.194 | 0.008 | 568.299 | 0.063 | 0.015 |
| Pumps | 2023 | 2023Pumps25 | 25 | 0.728 | 4.447 | 2.407 | 0.186 | 0.186 | 0.007 | 568.299 | 0.065 | 0.015 |
| Pumps | 2023 | 2023Pumps50 | 50 | 0.565 | 3.734 | 4.007 | 0.131 | 0.131 | 0.007 | 568.299 | 0.051 | 0.015 |
| Pumps | 2023 | 2023Pumps120 | 120 | 0.299 | 2.511 | 3.398 | 0.123 | 0.123 | 0.006 | 568.299 | 0.026 | 0.015 |
| Pumps | 2023 | 2023Pumps175 | 175 | 0.227 | 1.662 | 2.971 | 0.075 | 0.075 | 0.006 | 568.299 | 0.02 | 0.015 |
| Pumps | 2023 | 2023Pumps250 | 250 | 0.177 | 1.351 | 1.021 | 0.04 | 0.04 | 0.006 | 568.299 | 0.015 | 0.015 |
| Pumps | 2023 | 2023Pumps500 | 500 | 0.171 | 1.246 | 0.998 | 0.038 | 0.038 | 0.005 | 568.3 | 0.015 | 0.015 |
| Pumps | 2023 | 2023Pumps750 | 750 | 0.173 | 1.271 | 0.998 | 0.039 | 0.039 | 0.005 | 568.299 | 0.015 | 0.015 |
| Pumps | 2023 | 2023Pumps9999 | 9999 | 0.207 | 3.09 | 1.043 | 0.059 | 0.059 | 0.005 | 568.299 | 0.018 | 0.015 |
| Pumps | 2024 | 2024Pumps15 | 15 | 0.69 | 4.316 | 3.499 | 0.188 | 0.188 | 0.008 | 568.299 | 0.062 | 0.015 |
| Pumps | 2024 | 2024Pumps25 | 25 | 0.718 | 4.426 | 2.39 | 0.181 | 0.181 | 0.007 | 568.299 | 0.064 | 0.015 |
| Pumps | 2024 | 2024Pumps50 | 50 | 0.523 | 3.63 | 3.974 | 0.114 | 0.114 | 0.007 | 568.299 | 0.047 | 0.015 |
| Pumps | 2024 | 2024Pumps120 | 120 | 0.279 | 2.352 | 3.393 | 0.107 | 0.107 | 0.006 | 568.299 | 0.025 | 0.015 |
| Pumps | 2024 | 2024Pumps175 | 175 | 0.213 | 1.486 | 2.973 | 0.065 | 0.065 | 0.006 | 568.299 | 0.019 | 0.015 |
| Pumps | 2024 | 2024Pumps250 | 250 | 0.168 | 1.189 | 1.018 | 0.034 | 0.034 | 0.006 | 568.3 | 0.015 | 0.015 |
| Pumps | 2024 | 2024Pumps500 | 500 | 0.164 | 1.098 | 0.994 | 0.033 | 0.033 | 0.005 | 568.299 | 0.014 | 0.015 |
| Pumps | 2024 | 2024Pumps750 | 750 | 0.164 | 1.12 | 0.994 | 0.034 | 0.034 | 0.005 | 568.299 | 0.014 | 0.015 |
| Pumps | 2024 | 2024Pumps9999 | 9999 | 0.196 | 2.96 | 1.031 | 0.054 | 0.054 | 0.005 | 568.299 | 0.017 | 0.015 |
| Pumps | 2025 | 2025Pumps15 | 15 | 0.683 | 4.278 | 3.491 | 0.183 | 0.183 | 0.008 | 568.299 | 0.061 | 0.015 |
| Pumps | 2025 | 2025Pumps25 | 25 | 0.709 | 4.407 | 2.376 | 0.177 | 0.177 | 0.007 | 568.299 | 0.064 | 0.015 |
| Pumps | 2025 | 2025Pumps50 | 50 | 0.485 | 3.528 | 3.943 | 0.099 | 0.099 | 0.007 | 568.299 | 0.043 | 0.015 |
| Pumps | 2025 | 2025Pumps120 | 120 | 0.261 | 2.213 | 3.389 | 0.092 | 0.092 | 0.006 | 568.299 | 0.023 | 0.015 |
| Pumps | 2025 | 2025Pumps175 | 175 | 0.199 | 1.318 | 2.974 | 0.056 | 0.056 | 0.006 | 568.3 | 0.018 | 0.015 |
| Pumps | 2025 | 2025Pumps250 | 250 | 0.159 | 1.038 | 1.016 | 0.029 | 0.029 | 0.006 | 568.299 | 0.014 | 0.015 |
| Pumps | 2025 | 2025Pumps500 | 500 | 0.156 | 0.958 | 0.992 | 0.028 | 0.028 | 0.005 | 568.3 | 0.014 | 0.015 |
| Pumps | 2025 | 2025Pumps750 | 750 | 0.157 | 0.977 | 0.992 | 0.029 | 0.029 | 0.005 | 568.3 | 0.014 | 0.015 |
| Pumps | 2025 | 2025Pumps9999 | 9999 | 0.186 | 2.84 | 1.02 | 0.049 | 0.049 | 0.005 | 568.299 | 0.016 | 0.015 |
| Pumps | 2030 | 2030Pumps15 | 15 | 0.663 | 4.164 | 3.47 | 0.166 | 0.166 | 0.008 | 568.299 | 0.059 | 0.015 |
| Pumps | 2030 | 2030Pumps25 | 25 | 0.687 | 4.347 | 2.34 | 0.165 | 0.165 | 0.007 | 568.3 | 0.061 | 0.015 |
| Pumps | 2030 | 2030Pumps50 | 50 | 0.348 | 3.146 | 3.814 | 0.04 | 0.04 | 0.007 | 568.299 | 0.031 | 0.015 |
| Pumps | 2030 | 2030Pumps120 | 120 | 0.193 | 1.662 | 3.367 | 0.036 | 0.036 | 0.006 | 568.299 | 0.017 | 0.015 |
| Pumps | 2030 | 2030Pumps175 | 175 | 0.142 | 0.61 | 2.973 | 0.024 | 0.024 | 0.006 | 568.299 | 0.012 | 0.015 |
| Pumps | 2030 | 2030Pumps250 | 250 | 0.13 | 0.511 | 1.013 | 0.016 | 0.016 | 0.006 | 568.299 | 0.011 | 0.015 |
| Pumps | 2030 | 2030Pumps500 | 500 | 0.129 | 0.482 | 0.989 | 0.016 | 0.016 | 0.005 | 568.299 | 0.011 | 0.015 |
| Pumps | 2030 | 2030Pumps750 | 750 | 0.129 | 0.488 | 0.989 | 0.016 | 0.016 | 0.005 | 568.299 | 0.011 | 0.015 |
| Pumps | 2030 | 2030Pumps9999 | 9999 | 0.139 | 2.504 | 0.99 | 0.03 | 0.03 | 0.005 | 568.299 | 0.012 | 0.015 |
| Pumps | 2035 | 2035Pumps15 | 15 | 0.661 | 4.143 | 3.469 | 0.162 | 0.162 | 0.008 | 568.299 | 0.059 | 0.015 |
| Pumps | 2035 | 2035Pumps25 | 25 | 0.685 | 4.332 | 2.34 | 0.162 | 0.162 | 0.007 | 568.299 | 0.061 | 0.015 |
| Pumps | 2035 | 2035Pumps50 | 50 | 0.306 | 3.028 | 3.778 | 0.019 | 0.019 | 0.007 | 568.299 | 0.027 | 0.015 |
| Pumps | 2035 | 2035Pumps120 | 120 | 0.17 | 1.47 | 3.36 | 0.017 | 0.017 | 0.006 | 568.299 | 0.015 | 0.015 |
| Pumps | 2035 | 2035Pumps175 | 175 | 0.123 | 0.377 | 2.973 | 0.014 | 0.014 | 0.006 | 568.299 | 0.011 | 0.015 |
| Pumps | 2035 | 2035Pumps250 | 250 | 0.119 | 0.335 | 1.012 | 0.011 | 0.011 | 0.006 | 568.299 | 0.01 | 0.015 |
| Pumps | 2035 | 2035Pumps500 | 500 | 0.119 | 0.331 | 0.989 | 0.011 | 0.011 | 0.005 | 568.299 | 0.01 | 0.015 |
| Pumps | 2035 | 2035Pumps750 | 750 | 0.119 | 0.331 | 0.989 | 0.011 | 0.011 | 0.005 | 568.299 | 0.01 | 0.015 |
| Pumps | 2035 | 2035Pumps9999 | 9999 | 0.124 | 2.38 | 0.989 | 0.023 | 0.023 | 0.005 | 568.299 | 0.011 | 0.015 |
| Pumps | 2040 | 2040Pumps15 | 15 | 0.661 | 4.142 | 3.469 | 0.161 | 0.161 | 0.008 | 568.299 | 0.059 | 0.015 |
| Pumps | 2040 | 2040Pumps25 | 25 | 0.685 | 4.332 | 2.339 | 0.161 | 0.161 | 0.007 | 568.299 | 0.061 | 0.015 |
| Pumps | 2040 | 2040Pumps50 | 50 | 0.303 | 2.976 | 3.77 | 0.013 | 0.013 | 0.007 | 568.299 | 0.027 | 0.015 |
| Pumps | 2040 | 2040Pumps120 | 120 | 0.165 | 1.41 | 3.358 | 0.012 | 0.012 | 0.006 | 568.299 | 0.014 | 0.015 |
| Pumps | 2040 | 2040Pumps175 | 175 | 0.116 | 0.295 | 2.971 | 0.01 | 0.01 | 0.006 | 568.299 | 0.01 | 0.015 |
| Pumps | 2040 | 2040Pumps250 | 250 | 0.114 | 0.279 | 1.012 | 0.009 | 0.009 | 0.006 | 568.299 | 0.01 | 0.015 |
| Pumps | 2040 | 2040Pumps500 | 500 | 0.114 | 0.279 | 0.989 | 0.009 | 0.009 | 0.005 | 568.299 | 0.01 | 0.015 |
| Pumps | 2040 | 2040Pumps750 | 750 | 0.114 | 0.279 | 0.989 | 0.009 | 0.009 | 0.005 | 568.299 | 0.01 | 0.015 |
| Pumps | 2040 | 2040Pumps9999 | 9999 | 0.116 | 2.347 | 0.989 | 0.02 | 0.02 | 0.005 | 568.299 | 0.01 | 0.015 |
| Rollers | 1990 | 1990Rollers15 | 15 | 1.804 | 9.999 | 4.999 | 0.975 | 0.975 | 1.049 | 568.299 | 0.162 | 0.015 |
| Rollers | 1990 | 1990Rollers25 | 25 | 2.213 | 6.919 | 4.999 | 0.741 | 0.741 | 0.855 | 568.299 | 0.199 | 0.015 |
| Rollers | 1990 | 1990Rollers50 | 50 | 4.738 | 7.927 | 9.598 | 1.256 | 1.256 | 0.871 | 568.299 | 0.427 | 0.015 |
| Rollers | 1990 | 1990Rollers120 | 120 | 2.372 | 15.111 | 5.756 | 1.332 | 1.332 | 0.791 | 568.3 | 0.214 | 0.015 |
| Rollers | 1990 | 1990Rollers175 | 175 | 1.889 | 14.858 | 5.165 | 1.046 | 1.046 | 0.758 | 568.299 | 0.17 | 0.015 |
| Rollers | 1990 | 1990Rollers250 | 250 | 1.889 | 14.858 | 5.165 | 1.046 | 1.046 | 0.758 | 568.299 | 0.17 | 0.015 |
| Rollers | 1990 | 1990Rollers500 | 500 | 1.669 | 14.103 | 11.266 | 0.896 | 0.896 | 0.662 | 568.299 | 0.15 | 0.015 |
| Rollers | 2000 | 2000Rollers15 | 15 | 1.475 | 8.242 | 4.49 | 0.676 | 0.676 | 0.079 | 568.3 | 0.133 | 0.015 |
| Rollers | 2000 | 2000Rollers25 | 25 | 1.958 | 6.358 | 4.53 | 0.563 | 0.563 | 0.065 | 568.299 | 0.176 | 0.015 |
| Rollers | 2000 | 2000Rollers50 | 50 | 4.027 | 6.941 | 8.379 | 0.861 | 0.861 | 0.066 | 568.299 | 0.363 | 0.015 |
| Rollers | 2000 | 2000Rollers120 | 120 | 1.793 | 10.425 | 4.585 | 0.844 | 0.844 | 0.06 | 568.299 | 0.161 | 0.015 |
| Rollers | 2000 | 2000Rollers175 | 175 | 1.21 | 9.501 | 3.749 | 0.503 | 0.503 | 0.057 | 568.299 | 0.109 | 0.015 |
| Rollers | 2000 | 2000Rollers250 | 250 | 1.047 | 9.211 | 3.108 | 0.427 | 0.427 | 0.057 | 568.299 | 0.094 | 0.015 |
| Rollers | 2000 | 2000Rollers500 | 500 | 0.956 | 8.821 | 5.254 | 0.379 | 0.379 | 0.05 | 568.299 | 0.086 | 0.015 |
| Rollers | 2005 | 2005Rollers15 | 15 | 0.766 | 5.228 | 3.459 | 0.361 | 0.361 | 0.079 | 568.299 | 0.069 | 0.015 |
| Rollers | 2005 | 2005Rollers25 | 25 | 0.919 | 5.412 | 2.642 | 0.347 | 0.347 | 0.065 | 568.299 | 0.082 | 0.015 |
| Rollers | 2005 | 2005Rollers50 | 50 | 3.647 | 6.51 | 7.864 | 0.808 | 0.808 | 0.066 | 568.299 | 0.329 | 0.015 |
| Rollers | 2005 | 2005Rollers120 | 120 | 1.563 | 8.963 | 4.289 | 0.79 | 0.79 | 0.06 | 568.299 | 0.141 | 0.015 |
| Rollers | 2005 | 2005Rollers175 | 175 | 1.023 | 8.18 | 3.44 | 0.441 | 0.441 | 0.057 | 568.299 | 0.092 | 0.015 |
| Rollers | 2005 | 2005Rollers250 | 250 | 0.788 | 7.822 | 2.262 | 0.319 | 0.319 | 0.057 | 568.299 | 0.071 | 0.015 |
| Rollers | 2005 | 2005Rollers500 | 500 | 0.697 | 7.195 | 3.183 | 0.282 | 0.282 | 0.05 | 568.299 | 0.062 | 0.015 |
| Rollers | 2010 | 2010Rollers15 | 15 | 1.376 | 5.58863 | 5.19619 | 0.5161 | 0.4748 | 0.0054 | 584.6125 | 0.1702 | 0.015 |
| Rollers | 2010 | 2010Rollers25 | 25 | 1.376 | 5.58863 | 5.19619 | 0.5161 | 0.4748 | 0.0054 | 584.6125 | 0.1702 | 0.015 |
| Rollers | 2010 | 2010Rollers50 | 50 | 1.376 | 5.58863 | 5.19619 | 0.5161 | 0.4748 | 0.0054 | 584.6125 | 0.1702 | 0.015 |
| Rollers | 2010 | 2010Rollers120 | 120 | 0.8267 | 7.50147 | 3.91429 | 0.5604 | 0.5155 | 0.0049 | 527.6279 | 0.1536 | 0.014 |
| Rollers | 2010 | 2010Rollers175 | 175 | 0.43 | 5.60543 | 3.00505 | 0.2643 | 0.2432 | 0.0049 | 524.1952 | 0.1526 | 0.013 |
| Rollers | 2010 | 2010Rollers250 | 250 | 0.5177 | 7.34127 | 2.19572 | 0.2682 | 0.2467 | 0.0049 | 526.2539 | 0.1532 | 0.013 |
| Rollers | 2010 | 2010Rollers500 | 500 | 0.5738 | 7.52047 | 4.92169 | 0.313 | 0.2879 | 0.005 | 533.878 | 0.1554 | 0.014 |
| Rollers | 2011 | 2011Rollers15 | 15 | 1.3444 | 5.5647 | 5.18315 | 0.5076 | 0.467 | 0.0054 | 583.1085 | 0.1702 | 0.015 |
| Rollers | 2011 | 2011Rollers25 | 25 | 1.3444 | 5.5647 | 5.18315 | 0.5076 | 0.467 | 0.0054 | 583.1085 | 0.1702 | 0.015 |
| Rollers | 2011 | 2011Rollers50 | 50 | 1.3444 | 5.5647 | 5.18315 | 0.5076 | 0.467 | 0.0054 | 583.1085 | 0.1702 | 0.015 |
| Rollers | 2011 | 2011Rollers120 | 120 | 0.7768 | 7.13388 | 3.86451 | 0.5333 | 0.4906 | 0.0049 | 525.9391 | 0.1535 | 0.013 |
| Rollers | 2011 | 2011Rollers175 | 175 | 0.4191 | 5.44712 | 3.00845 | 0.2574 | 0.2368 | 0.0049 | 522.9396 | 0.1526 | 0.013 |
| Rollers | 2011 | 2011Rollers250 | 250 | 0.4675 | 6.69107 | 2.03431 | 0.2418 | 0.2225 | 0.0049 | 524.8924 | 0.1532 | 0.013 |
| Rollers | 2011 | 2011Rollers500 | 500 | 0.5019 | 6.64358 | 4.46947 | 0.2752 | 0.2532 | 0.0049 | 529.5965 | 0.1545 | 0.014 |
| Rollers | 2012 | 2012Rollers15 | 15 | 1.3648 | 5.568 | 5.26844 | 0.5114 | 0.4705 | 0.0054 | 581.6678 | 0.1702 | 0.015 |
| Rollers | 2012 | 2012Rollers25 | 25 | 1.3648 | 5.568 | 5.26844 | 0.5114 | 0.4705 | 0.0054 | 581.6678 | 0.1702 | 0.015 |
| Rollers | 2012 | 2012Rollers50 | 50 | 1.3648 | 5.568 | 5.26844 | 0.5114 | 0.4705 | 0.0054 | 581.6678 | 0.1702 | 0.015 |
| Rollers | 2012 | 2012Rollers120 | 120 | 0.7765 | 7.08604 | 3.87893 | 0.5337 | 0.491 | 0.0049 | 524.5269 | 0.1534 | 0.013 |
| Rollers | 2012 | 2012Rollers175 | 175 | 0.4183 | 5.38313 | 3.02294 | 0.2553 | 0.2349 | 0.0049 | 521.5511 | 0.1526 | 0.013 |
| Rollers | 2012 | 2012Rollers250 | 250 | 0.467 | 6.64215 | 2.02691 | 0.2409 | 0.2217 | 0.0049 | 523.5608 | 0.1532 | 0.013 |
| Rollers | 2012 | 2012Rollers500 | 500 | 0.508 | 6.66671 | 4.53336 | 0.2778 | 0.2556 | 0.0049 | 528.1357 | 0.1545 | 0.014 |
| Rollers | 2013 | 2013Rollers15 | 15 | 1.3428 | 5.50162 | 5.27142 | 0.5 | 0.46 | 0.0054 | 578.8662 | 0.1702 | 0.015 |
| Rollers | 2013 | 2013Rollers25 | 25 | 1.3428 | 5.50162 | 5.27142 | 0.5 | 0.46 | 0.0054 | 578.8662 | 0.1702 | 0.015 |
| Rollers | 2013 | 2013Rollers50 | 50 | 1.3428 | 5.50162 | 5.27142 | 0.5 | 0.46 | 0.0054 | 578.8662 | 0.1702 | 0.015 |
| Rollers | 2013 | 2013Rollers120 | 120 | 0.7341 | 6.74964 | 3.84356 | 0.5039 | 0.4636 | 0.0049 | 521.8163 | 0.1534 | 0.013 |
| Rollers | 2013 | 2013Rollers175 | 175 | 0.3935 | 5.11335 | 3.00794 | 0.2377 | 0.2187 | 0.0049 | 519.0689 | 0.1526 | 0.013 |
| Rollers | 2013 | 2013Rollers250 | 250 | 0.4162 | 5.94235 | 1.86858 | 0.2127 | 0.1957 | 0.0049 | 520.4083 | 0.153 | 0.013 |
| Rollers | 2013 | 2013Rollers500 | 500 | 0.3952 | 5.43748 | 3.53436 | 0.2133 | 0.1962 | 0.0049 | 524.7654 | 0.1543 | 0.013 |
| Rollers | 2014 | 2014Rollers15 | 15 | 1.308 | 5.39309 | 5.24275 | 0.4836 | 0.4449 | 0.0054 | 575.7953 | 0.1702 | 0.015 |
| Rollers | 2014 | 2014Rollers25 | 25 | 1.308 | 5.39309 | 5.24275 | 0.4836 | 0.4449 | 0.0054 | 575.7953 | 0.1702 | 0.015 |
| Rollers | 2014 | 2014Rollers50 | 50 | 1.308 | 5.39309 | 5.24275 | 0.4836 | 0.4449 | 0.0054 | 575.7953 | 0.1702 | 0.015 |
| Rollers | 2014 | 2014Rollers120 | 120 | 0.695 | 6.39036 | 3.80915 | 0.4759 | 0.4378 | 0.0049 | 518.7866 | 0.1533 | 0.013 |
| Rollers | 2014 | 2014Rollers175 | 175 | 0.3679 | 4.72375 | 2.99804 | 0.2191 | 0.2016 | 0.0049 | 516.591 | 0.1527 | 0.013 |
| Rollers | 2014 | 2014Rollers250 | 250 | 0.3812 | 5.40344 | 1.75988 | 0.1914 | 0.1761 | 0.0049 | 517.8111 | 0.153 | 0.013 |
| Rollers | 2014 | 2014Rollers500 | 500 | 0.3776 | 5.18322 | 3.3182 | 0.2015 | 0.1854 | 0.0049 | 522.0518 | 0.1543 | 0.013 |
| Rollers | 2015 | 2015Rollers15 | 15 | 1.3105 | 5.36547 | 5.29043 | 0.4811 | 0.4427 | 0.0054 | 569.9207 | 0.1701 | 0.015 |
| Rollers | 2015 | 2015Rollers25 | 25 | 1.3105 | 5.36547 | 5.29043 | 0.4811 | 0.4427 | 0.0054 | 569.9207 | 0.1701 | 0.015 |

| | | | | | | | | | | | | |
|---|---|---|---|---|---|---|---|---|---|---|---|---|
| Rollers | 2015 | 2015Rollers50 | 50 | 1.3105 | 5.36547 | 5.29043 | 0.4811 | 0.4427 | 0.0054 | 569.9207 | 0.1701 | 0.015 |
| Rollers | 2015 | 2015Rollers120 | 120 | 0.6833 | 6.27158 | 3.80891 | 0.4674 | 0.43 | 0.0049 | 513.5052 | 0.1533 | 0.013 |
| Rollers | 2015 | 2015Rollers175 | 175 | 0.3639 | 4.63035 | 3.00605 | 0.2155 | 0.1982 | 0.0049 | 511.3935 | 0.1527 | 0.013 |
| Rollers | 2015 | 2015Rollers250 | 250 | 0.347 | 4.93191 | 1.65049 | 0.1708 | 0.1572 | 0.0049 | 512.8234 | 0.1531 | 0.013 |
| Rollers | 2015 | 2015Rollers500 | 500 | 0.3709 | 5.03147 | 3.24549 | 0.195 | 0.1794 | 0.0049 | 517.2848 | 0.1544 | 0.013 |
| Rollers | 2016 | 2016Rollers15 | 15 | 1.2594 | 5.2356 | 5.23066 | 0.4594 | 0.4226 | 0.0054 | 563.9722 | 0.1701 | 0.014 |
| Rollers | 2016 | 2016Rollers25 | 25 | 1.2594 | 5.2356 | 5.23066 | 0.4594 | 0.4226 | 0.0054 | 563.9722 | 0.1701 | 0.014 |
| Rollers | 2016 | 2016Rollers50 | 50 | 1.2594 | 5.2356 | 5.23066 | 0.4594 | 0.4226 | 0.0054 | 563.9722 | 0.1701 | 0.014 |
| Rollers | 2016 | 2016Rollers120 | 120 | 0.6282 | 5.80563 | 3.75537 | 0.4275 | 0.3933 | 0.0049 | 508.1987 | 0.1533 | 0.013 |
| Rollers | 2016 | 2016Rollers175 | 175 | 0.3378 | 4.23872 | 2.99334 | 0.197 | 0.1812 | 0.0049 | 505.9041 | 0.1526 | 0.013 |
| Rollers | 2016 | 2016Rollers250 | 250 | 0.308 | 4.39492 | 1.50673 | 0.15 | 0.138 | 0.0049 | 507.6939 | 0.1531 | 0.013 |
| Rollers | 2016 | 2016Rollers500 | 500 | 0.334 | 4.45617 | 2.95647 | 0.1731 | 0.1592 | 0.0049 | 513.4154 | 0.1549 | 0.013 |
| Rollers | 2017 | 2017Rollers15 | 15 | 1.1977 | 5.09771 | 5.14727 | 0.4357 | 0.4008 | 0.0054 | 555.0199 | 0.1701 | 0.014 |
| Rollers | 2017 | 2017Rollers25 | 25 | 1.1977 | 5.09771 | 5.14727 | 0.4357 | 0.4008 | 0.0054 | 555.0199 | 0.1701 | 0.014 |
| Rollers | 2017 | 2017Rollers50 | 50 | 1.1977 | 5.09771 | 5.14727 | 0.4357 | 0.4008 | 0.0054 | 555.0199 | 0.1701 | 0.014 |
| Rollers | 2017 | 2017Rollers120 | 120 | 0.5799 | 5.4114 | 3.71315 | 0.3921 | 0.3607 | 0.0049 | 500.1525 | 0.1532 | 0.013 |
| Rollers | 2017 | 2017Rollers175 | 175 | 0.3138 | 3.87384 | 2.98069 | 0.1804 | 0.1659 | 0.0049 | 497.9088 | 0.1526 | 0.013 |
| Rollers | 2017 | 2017Rollers250 | 250 | 0.2742 | 3.92097 | 1.40849 | 0.1294 | 0.1191 | 0.0049 | 499.7021 | 0.1531 | 0.013 |
| Rollers | 2017 | 2017Rollers500 | 500 | 0.2968 | 3.84047 | 2.68487 | 0.1501 | 0.1381 | 0.0049 | 505.8318 | 0.155 | 0.013 |
| Rollers | 2018 | 2018Rollers15 | 15 | 1.0644 | 4.8416 | 4.92335 | 0.3867 | 0.3557 | 0.0054 | 546.2905 | 0.1701 | 0.014 |
| Rollers | 2018 | 2018Rollers25 | 25 | 1.0644 | 4.8416 | 4.92335 | 0.3867 | 0.3557 | 0.0054 | 546.2905 | 0.1701 | 0.014 |
| Rollers | 2018 | 2018Rollers50 | 50 | 1.0644 | 4.8416 | 4.92335 | 0.3867 | 0.3557 | 0.0054 | 546.2905 | 0.1701 | 0.014 |
| Rollers | 2018 | 2018Rollers120 | 120 | 0.481 | 4.65049 | 3.60981 | 0.32 | 0.2944 | 0.0049 | 492.2118 | 0.1532 | 0.013 |
| Rollers | 2018 | 2018Rollers175 | 175 | 0.2652 | 3.18126 | 2.94895 | 0.1472 | 0.1355 | 0.0049 | 490.1805 | 0.1526 | 0.013 |
| Rollers | 2018 | 2018Rollers250 | 250 | 0.2113 | 2.99492 | 1.24341 | 0.0938 | 0.0863 | 0.0049 | 491.6643 | 0.1531 | 0.013 |
| Rollers | 2018 | 2018Rollers500 | 500 | 0.2448 | 3.09814 | 2.23145 | 0.1191 | 0.1095 | 0.005 | 497.9982 | 0.155 | 0.013 |
| Rollers | 2019 | 2019Rollers15 | 15 | 0.9719 | 4.64491 | 4.77841 | 0.3493 | 0.3213 | 0.0054 | 537.546 | 0.1701 | 0.014 |
| Rollers | 2019 | 2019Rollers25 | 25 | 0.9719 | 4.64491 | 4.77841 | 0.3493 | 0.3213 | 0.0054 | 537.546 | 0.1701 | 0.014 |
| Rollers | 2019 | 2019Rollers50 | 50 | 0.9719 | 4.64491 | 4.77841 | 0.3493 | 0.3213 | 0.0054 | 537.546 | 0.1701 | 0.014 |
| Rollers | 2019 | 2019Rollers120 | 120 | 0.4225 | 4.17949 | 3.55726 | 0.2748 | 0.2528 | 0.0049 | 484.3362 | 0.1532 | 0.012 |
| Rollers | 2019 | 2019Rollers175 | 175 | 0.2309 | 2.69941 | 2.93251 | 0.1239 | 0.114 | 0.0049 | 482.4531 | 0.1526 | 0.012 |
| Rollers | 2019 | 2019Rollers250 | 250 | 0.2105 | 2.88327 | 1.24854 | 0.0918 | 0.0844 | 0.0049 | 483.7769 | 0.1531 | 0.012 |
| Rollers | 2019 | 2019Rollers500 | 500 | 0.2341 | 2.90839 | 2.10142 | 0.1109 | 0.102 | 0.005 | 489.9774 | 0.155 | 0.013 |
| Rollers | 2020 | 2020Rollers15 | 15 | 0.9261 | 4.53426 | 4.72504 | 0.3289 | 0.3026 | 0.0054 | 525.8798 | 0.1701 | 0.013 |
| Rollers | 2020 | 2020Rollers25 | 25 | 0.9261 | 4.53426 | 4.72504 | 0.3289 | 0.3026 | 0.0054 | 525.8798 | 0.1701 | 0.013 |
| Rollers | 2020 | 2020Rollers50 | 50 | 0.9261 | 4.53426 | 4.72504 | 0.3289 | 0.3026 | 0.0054 | 525.8798 | 0.1701 | 0.013 |
| Rollers | 2020 | 2020Rollers120 | 120 | 0.3882 | 3.88153 | 3.53135 | 0.2475 | 0.2277 | 0.0049 | 473.8594 | 0.1533 | 0.012 |
| Rollers | 2020 | 2020Rollers175 | 175 | 0.2152 | 2.45176 | 2.93333 | 0.1126 | 0.1036 | 0.0049 | 471.9177 | 0.1526 | 0.012 |
| Rollers | 2020 | 2020Rollers250 | 250 | 0.2085 | 2.75095 | 1.25343 | 0.0892 | 0.082 | 0.0049 | 473.3669 | 0.1531 | 0.012 |
| Rollers | 2020 | 2020Rollers500 | 500 | 0.235 | 2.82823 | 2.11346 | 0.1094 | 0.1007 | 0.005 | 479.3254 | 0.155 | 0.012 |
| Rollers | 2021 | 2021Rollers15 | 15 | 0.8475 | 4.35097 | 4.59681 | 0.2938 | 0.2703 | 0.0054 | 525.7908 | 0.1701 | 0.013 |
| Rollers | 2021 | 2021Rollers25 | 25 | 0.8475 | 4.35097 | 4.59681 | 0.2938 | 0.2703 | 0.0054 | 525.7908 | 0.1701 | 0.013 |
| Rollers | 2021 | 2021Rollers50 | 50 | 0.8475 | 4.35097 | 4.59681 | 0.2938 | 0.2703 | 0.0054 | 525.7908 | 0.1701 | 0.013 |
| Rollers | 2021 | 2021Rollers120 | 120 | 0.3534 | 3.5889 | 3.50719 | 0.2194 | 0.2018 | 0.0049 | 473.9012 | 0.1533 | 0.012 |
| Rollers | 2021 | 2021Rollers175 | 175 | 0.1929 | 2.11691 | 2.9256 | 0.0973 | 0.0895 | 0.0049 | 471.9799 | 0.1526 | 0.012 |
| Rollers | 2021 | 2021Rollers250 | 250 | 0.1965 | 2.49332 | 1.22849 | 0.081 | 0.0746 | 0.0049 | 473.4704 | 0.1531 | 0.012 |
| Rollers | 2021 | 2021Rollers500 | 500 | 0.2205 | 2.58936 | 1.94995 | 0.0997 | 0.0918 | 0.005 | 479.3294 | 0.155 | 0.012 |
| Rollers | 2022 | 2022Rollers15 | 15 | 0.7382 | 4.12773 | 4.40241 | 0.2501 | 0.2301 | 0.0054 | 525.691 | 0.17 | 0.013 |
| Rollers | 2022 | 2022Rollers25 | 25 | 0.7382 | 4.12773 | 4.40241 | 0.2501 | 0.2301 | 0.0054 | 525.691 | 0.17 | 0.013 |
| Rollers | 2022 | 2022Rollers50 | 50 | 0.7382 | 4.12773 | 4.40241 | 0.2501 | 0.2301 | 0.0054 | 525.691 | 0.17 | 0.013 |
| Rollers | 2022 | 2022Rollers120 | 120 | 0.3101 | 3.21896 | 3.46973 | 0.1855 | 0.1707 | 0.0049 | 473.9291 | 0.1533 | 0.012 |
| Rollers | 2022 | 2022Rollers175 | 175 | 0.1643 | 1.71408 | 2.91331 | 0.0787 | 0.0724 | 0.0049 | 471.9475 | 0.1526 | 0.012 |
| Rollers | 2022 | 2022Rollers250 | 250 | 0.1865 | 2.2116 | 1.22821 | 0.0768 | 0.0707 | 0.0049 | 473.5135 | 0.1531 | 0.012 |
| Rollers | 2022 | 2022Rollers500 | 500 | 0.2178 | 2.46341 | 1.95495 | 0.0972 | 0.0894 | 0.0049 | 478.9817 | 0.1549 | 0.012 |
| Rollers | 2023 | 2023Rollers15 | 15 | 0.6606 | 3.9211 | 4.25236 | 0.2115 | 0.1946 | 0.0054 | 525.8616 | 0.1701 | 0.013 |
| Rollers | 2023 | 2023Rollers25 | 25 | 0.6606 | 3.9211 | 4.25236 | 0.2115 | 0.1946 | 0.0054 | 525.8616 | 0.1701 | 0.013 |
| Rollers | 2023 | 2023Rollers50 | 50 | 0.6606 | 3.9211 | 4.25236 | 0.2115 | 0.1946 | 0.0054 | 525.8616 | 0.1701 | 0.013 |
| Rollers | 2023 | 2023Rollers120 | 120 | 0.2867 | 3.00302 | 3.45461 | 0.1652 | 0.152 | 0.0049 | 473.9363 | 0.1533 | 0.012 |
| Rollers | 2023 | 2023Rollers175 | 175 | 0.1499 | 1.4833 | 2.90949 | 0.0677 | 0.0622 | 0.0049 | 471.9351 | 0.1526 | 0.012 |
| Rollers | 2023 | 2023Rollers250 | 250 | 0.1881 | 2.17272 | 1.23448 | 0.0763 | 0.0702 | 0.0049 | 473.5164 | 0.1531 | 0.012 |
| Rollers | 2023 | 2023Rollers500 | 500 | 0.2114 | 2.29003 | 1.95626 | 0.0926 | 0.0852 | 0.0049 | 478.3028 | 0.1547 | 0.012 |
| Rollers | 2024 | 2024Rollers15 | 15 | 0.6205 | 3.82449 | 4.20667 | 0.1925 | 0.1771 | 0.0054 | 525.9555 | 0.1701 | 0.013 |
| Rollers | 2024 | 2024Rollers25 | 25 | 0.6205 | 3.82449 | 4.20667 | 0.1925 | 0.1771 | 0.0054 | 525.9555 | 0.1701 | 0.013 |
| Rollers | 2024 | 2024Rollers50 | 50 | 0.6205 | 3.82449 | 4.20667 | 0.1925 | 0.1771 | 0.0054 | 525.9555 | 0.1701 | 0.013 |
| Rollers | 2024 | 2024Rollers120 | 120 | 0.2718 | 2.843 | 3.45055 | 0.1505 | 0.1384 | 0.0049 | 474.0072 | 0.1533 | 0.012 |
| Rollers | 2024 | 2024Rollers175 | 175 | 0.1414 | 1.32428 | 2.91426 | 0.0605 | 0.0557 | 0.0049 | 472.012 | 0.1527 | 0.012 |
| Rollers | 2024 | 2024Rollers250 | 250 | 0.1794 | 1.97675 | 1.21417 | 0.0696 | 0.064 | 0.0049 | 473.512 | 0.1531 | 0.012 |
| Rollers | 2024 | 2024Rollers500 | 500 | 0.2099 | 2.21612 | 1.96121 | 0.0901 | 0.0829 | 0.0049 | 477.9001 | 0.1546 | 0.012 |
| Rollers | 2025 | 2025Rollers15 | 15 | 0.5689 | 3.68893 | 4.12543 | 0.167 | 0.1536 | 0.0054 | 526.1406 | 0.1702 | 0.013 |
| Rollers | 2025 | 2025Rollers25 | 25 | 0.5689 | 3.68893 | 4.12543 | 0.167 | 0.1536 | 0.0054 | 526.1406 | 0.1702 | 0.013 |
| Rollers | 2025 | 2025Rollers50 | 50 | 0.5689 | 3.68893 | 4.12543 | 0.167 | 0.1536 | 0.0054 | 526.1406 | 0.1702 | 0.013 |
| Rollers | 2025 | 2025Rollers120 | 120 | 0.2554 | 2.69137 | 3.44432 | 0.1354 | 0.1245 | 0.0049 | 473.851 | 0.1533 | 0.012 |
| Rollers | 2025 | 2025Rollers175 | 175 | 0.1267 | 1.10088 | 2.90859 | 0.0494 | 0.0455 | 0.0049 | 471.9695 | 0.1526 | 0.012 |
| Rollers | 2025 | 2025Rollers250 | 250 | 0.1729 | 1.78252 | 1.21477 | 0.0656 | 0.0603 | 0.0049 | 473.6813 | 0.1532 | 0.012 |
| Rollers | 2025 | 2025Rollers500 | 500 | 0.2116 | 2.19998 | 1.96754 | 0.0905 | 0.0832 | 0.0049 | 477.5732 | 0.1545 | 0.012 |
| Rollers | 2030 | 2030Rollers15 | 15 | 0.661 | 4.142 | 3.469 | 0.161 | 0.161 | 0.008 | 568.299 | 0.059 | 0.015 |
| Rollers | 2030 | 2030Rollers25 | 25 | 0.685 | 4.332 | 2.339 | 0.161 | 0.161 | 0.007 | 568.299 | 0.061 | 0.015 |
| Rollers | 2030 | 2030Rollers50 | 50 | 0.587 | 3.48 | 4.784 | 0.073 | 0.073 | 0.007 | 568.299 | 0.053 | 0.015 |
| Rollers | 2030 | 2030Rollers120 | 120 | 0.299 | 1.95 | 3.639 | 0.066 | 0.066 | 0.006 | 568.299 | 0.027 | 0.015 |
| Rollers | 2030 | 2030Rollers175 | 175 | 0.223 | 0.907 | 3.203 | 0.042 | 0.042 | 0.005 | 568.299 | 0.02 | 0.015 |
| Rollers | 2030 | 2030Rollers250 | 250 | 0.195 | 0.745 | 1.099 | 0.024 | 0.024 | 0.005 | 568.299 | 0.017 | 0.015 |
| Rollers | 2030 | 2030Rollers500 | 500 | 0.193 | 0.697 | 1.056 | 0.023 | 0.023 | 0.005 | 568.299 | 0.017 | 0.015 |
| Rollers | 2035 | 2035Rollers15 | 15 | 0.661 | 4.142 | 3.469 | 0.161 | 0.161 | 0.008 | 568.299 | 0.059 | 0.015 |
| Rollers | 2035 | 2035Rollers25 | 25 | 0.685 | 4.332 | 2.34 | 0.161 | 0.161 | 0.007 | 568.3 | 0.061 | 0.015 |
| Rollers | 2035 | 2035Rollers50 | 50 | 0.507 | 3.28 | 4.711 | 0.038 | 0.038 | 0.007 | 568.299 | 0.045 | 0.015 |
| Rollers | 2035 | 2035Rollers120 | 120 | 0.258 | 1.65 | 3.629 | 0.035 | 0.035 | 0.006 | 568.299 | 0.023 | 0.015 |
| Rollers | 2035 | 2035Rollers175 | 175 | 0.184 | 0.523 | 3.204 | 0.023 | 0.023 | 0.006 | 568.299 | 0.016 | 0.015 |
| Rollers | 2035 | 2035Rollers250 | 250 | 0.173 | 0.465 | 1.091 | 0.016 | 0.016 | 0.005 | 568.299 | 0.015 | 0.015 |
| Rollers | 2035 | 2035Rollers500 | 500 | 0.172 | 0.442 | 1.048 | 0.016 | 0.016 | 0.005 | 568.3 | 0.015 | 0.015 |
| Rollers | 2040 | 2040Rollers15 | 15 | 0.661 | 4.142 | 3.469 | 0.161 | 0.161 | 0.008 | 568.299 | 0.059 | 0.015 |
| Rollers | 2040 | 2040Rollers25 | 25 | 0.685 | 4.332 | 2.339 | 0.161 | 0.161 | 0.007 | 568.299 | 0.061 | 0.015 |
| Rollers | 2040 | 2040Rollers50 | 50 | 0.469 | 3.207 | 4.682 | 0.024 | 0.024 | 0.007 | 568.299 | 0.042 | 0.015 |
| Rollers | 2040 | 2040Rollers120 | 120 | 0.24 | 1.525 | 3.625 | 0.021 | 0.021 | 0.006 | 568.299 | 0.021 | 0.015 |
| Rollers | 2040 | 2040Rollers175 | 175 | 0.168 | 0.373 | 3.205 | 0.015 | 0.015 | 0.006 | 568.299 | 0.015 | 0.015 |
| Rollers | 2040 | 2040Rollers250 | 250 | 0.165 | 0.348 | 1.092 | 0.012 | 0.012 | 0.006 | 568.299 | 0.014 | 0.015 |
| Rollers | 2040 | 2040Rollers500 | 500 | 0.165 | 0.341 | 1.048 | 0.012 | 0.012 | 0.005 | 568.299 | 0.014 | 0.015 |
| Rough Terrain Forklifts | 1990 | 1990Rough Terrain Forklifts50 | 50 | 5.191 | 8.098 | 10.416 | 1.348 | 1.348 | 0.871 | 568.299 | 0.468 | 0.015 |
| Rough Terrain Forklifts | 1990 | 1990Rough Terrain Forklifts120 | 120 | 2.52 | 15.753 | 6.008 | 1.432 | 1.432 | 0.791 | 568.299 | 0.227 | 0.015 |
| Rough Terrain Forklifts | 1990 | 1990Rough Terrain Forklifts175 | 175 | 2.092 | 15.888 | 5.422 | 1.178 | 1.178 | 0.758 | 568.299 | 0.188 | 0.015 |
| Rough Terrain Forklifts | 1990 | 1990Rough Terrain Forklifts250 | 250 | 2.092 | 15.888 | 5.422 | 1.178 | 1.178 | 0.758 | 568.299 | 0.188 | 0.015 |
| Rough Terrain Forklifts | 1990 | 1990Rough Terrain Forklifts500 | 500 | 1.834 | 14.986 | 12.637 | 0.998 | 0.998 | 0.662 | 568.299 | 0.165 | 0.015 |
| Rough Terrain Forklifts | 2000 | 2000Rough Terrain Forklifts50 | 50 | 4.378 | 7.041 | 9.045 | 0.919 | 0.919 | 0.056 | 568.3 | 0.395 | 0.015 |
| Rough Terrain Forklifts | 2000 | 2000Rough Terrain Forklifts120 | 120 | 1.802 | 10.225 | 4.574 | 0.881 | 0.881 | 0.06 | 568.299 | 0.162 | 0.015 |
| Rough Terrain Forklifts | 2000 | 2000Rough Terrain Forklifts175 | 175 | 1.215 | 9.36 | 3.676 | 0.511 | 0.511 | 0.057 | 568.3 | 0.109 | 0.015 |
| Rough Terrain Forklifts | 2000 | 2000Rough Terrain Forklifts250 | 250 | 1.02 | 9.021 | 2.927 | 0.418 | 0.418 | 0.057 | 568.299 | 0.092 | 0.015 |
| Rough Terrain Forklifts | 2000 | 2000Rough Terrain Forklifts500 | 500 | 0.929 | 8.59 | 4.415 | 0.37 | 0.37 | 0.05 | 568.299 | 0.083 | 0.015 |
| Rough Terrain Forklifts | 2005 | 2005Rough Terrain Forklifts50 | 50 | 3.839 | 6.528 | 8.285 | 0.844 | 0.844 | 0.066 | 568.299 | 0.346 | 0.015 |
| Rough Terrain Forklifts | 2005 | 2005Rough Terrain Forklifts120 | 120 | 1.555 | 8.677 | 4.289 | 0.82 | 0.82 | 0.06 | 568.299 | 0.14 | 0.015 |
| Rough Terrain Forklifts | 2005 | 2005Rough Terrain Forklifts175 | 175 | 1.016 | 7.941 | 3.403 | 0.447 | 0.447 | 0.057 | 568.3 | 0.091 | 0.015 |
| Rough Terrain Forklifts | 2005 | 2005Rough Terrain Forklifts250 | 250 | 0.728 | 7.52 | 1.995 | 0.289 | 0.289 | 0.057 | 568.299 | 0.065 | 0.015 |
| Rough Terrain Forklifts | 2005 | 2005Rough Terrain Forklifts500 | 500 | 0.643 | 6.82 | 2.406 | 0.258 | 0.258 | 0.05 | 568.299 | 0.058 | 0.015 |
| Rough Terrain Forklifts | 2010 | 2010Rough Terrain Forklifts50 | 50 | 1.2727 | 5.57504 | 4.9076 | 0.4947 | 0.4551 | 0.0054 | 583.8316 | 0.1699 | 0.015 |
| Rough Terrain Forklifts | 2010 | 2010Rough Terrain Forklifts120 | 120 | 0.5108 | 5.81073 | 3.47103 | 0.3855 | 0.3547 | 0.0049 | 525.5318 | 0.153 | 0.013 |
| Rough Terrain Forklifts | 2010 | 2010Rough Terrain Forklifts175 | 175 | 0.3165 | 4.78775 | 2.9137 | 0.2124 | 0.1954 | 0.0049 | 524.1127 | 0.1526 | 0.013 |
| Rough Terrain Forklifts | 2010 | 2010Rough Terrain Forklifts250 | 250 | 0.6379 | 7.87723 | 2.86785 | 0.3508 | 0.3228 | 0.0049 | 527.6921 | 0.1536 | 0.014 |
| Rough Terrain Forklifts | 2010 | 2010Rough Terrain Forklifts500 | 500 | 0.3249 | 5.79984 | 1.82955 | 0.1682 | 0.1548 | 0.0048 | 518.8316 | 0.151 | 0.013 |
| Rough Terrain Forklifts | 2011 | 2011Rough Terrain Forklifts50 | 50 | 1.2137 | 5.52279 | 4.83823 | 0.4799 | 0.4415 | 0.0054 | 582.3751 | 0.1699 | 0.015 |
| Rough Terrain Forklifts | 2011 | 2011Rough Terrain Forklifts120 | 120 | 0.4614 | 5.4371 | 3.4365 | 0.3519 | 0.3238 | 0.0049 | 524.0504 | 0.1529 | 0.013 |
| Rough Terrain Forklifts | 2011 | 2011Rough Terrain Forklifts175 | 175 | 0.2853 | 4.45534 | 2.87624 | 0.1925 | 0.1771 | 0.0049 | 522.735 | 0.1525 | 0.013 |
| Rough Terrain Forklifts | 2011 | 2011Rough Terrain Forklifts250 | 250 | 0.5769 | 7.1588 | 2.63351 | 0.317 | 0.2916 | 0.0049 | 525.8441 | 0.1534 | 0.013 |
| Rough Terrain Forklifts | 2011 | 2011Rough Terrain Forklifts500 | 500 | 0.3282 | 5.81691 | 1.84589 | 0.1697 | 0.1561 | 0.0048 | 517.5182 | 0.151 | 0.013 |
| Rough Terrain Forklifts | 2012 | 2012Rough Terrain Forklifts50 | 50 | 1.2109 | 5.49331 | 4.88018 | 0.4762 | 0.4381 | 0.0054 | 580.9231 | 0.1699 | 0.015 |
| Rough Terrain Forklifts | 2012 | 2012Rough Terrain Forklifts120 | 120 | 0.4457 | 5.29115 | 3.43501 | 0.3397 | 0.3125 | 0.0049 | 522.6299 | 0.1529 | 0.013 |

| | | | | | | | | | | | | |
|---|---|---|---|---|---|---|---|---|---|---|---|---|
| Rough Terrain Forklifts | 2012 | 2012Rough Terrain Forklifts175 | 175 | 0.2826 | 4.38447 | 2.88643 | 0.1886 | 0.1735 | 0.0049 | 521.4414 | 0.1525 | 0.013 |
| Rough Terrain Forklifts | 2012 | 2012Rough Terrain Forklifts250 | 250 | 0.5824 | 7.11155 | 2.65596 | 0.3186 | 0.2932 | 0.0049 | 524.4406 | 0.1534 | 0.013 |
| Rough Terrain Forklifts | 2012 | 2012Rough Terrain Forklifts500 | 500 | 0.3317 | 5.83389 | 1.86233 | 0.1711 | 0.1574 | 0.0048 | 516.2249 | 0.151 | 0.013 |
| Rough Terrain Forklifts | 2013 | 2013Rough Terrain Forklifts50 | 50 | 1.1993 | 5.34043 | 4.88715 | 0.4536 | 0.4173 | 0.0054 | 578.2559 | 0.17 | 0.015 |
| Rough Terrain Forklifts | 2013 | 2013Rough Terrain Forklifts120 | 120 | 0.3948 | 4.92337 | 3.39906 | 0.2987 | 0.2748 | 0.0049 | 519.906 | 0.1529 | 0.013 |
| Rough Terrain Forklifts | 2013 | 2013Rough Terrain Forklifts175 | 175 | 0.2385 | 3.90677 | 2.86094 | 0.153 | 0.1408 | 0.0049 | 518.7027 | 0.1525 | 0.013 |
| Rough Terrain Forklifts | 2013 | 2013Rough Terrain Forklifts250 | 250 | 0.3517 | 4.79966 | 1.88921 | 0.1835 | 0.1688 | 0.0049 | 521.6392 | 0.1534 | 0.013 |
| Rough Terrain Forklifts | 2013 | 2013Rough Terrain Forklifts500 | 500 | 0.2814 | 4.62017 | 1.86541 | 0.1406 | 0.1294 | 0.0048 | 514.2815 | 0.1512 | 0.013 |
| Rough Terrain Forklifts | 2014 | 2014Rough Terrain Forklifts50 | 50 | 1.182 | 5.22634 | 4.88713 | 0.4359 | 0.401 | 0.0054 | 575.3526 | 0.17 | 0.015 |
| Rough Terrain Forklifts | 2014 | 2014Rough Terrain Forklifts120 | 120 | 0.3507 | 4.46728 | 3.36705 | 0.261 | 0.2401 | 0.0049 | 517.2602 | 0.1529 | 0.013 |
| Rough Terrain Forklifts | 2014 | 2014Rough Terrain Forklifts175 | 175 | 0.2214 | 3.59442 | 2.85182 | 0.1395 | 0.1283 | 0.0049 | 516.0907 | 0.1525 | 0.013 |
| Rough Terrain Forklifts | 2014 | 2014Rough Terrain Forklifts250 | 250 | 0.1862 | 2.98369 | 1.21218 | 0.0871 | 0.0801 | 0.0049 | 517.7663 | 0.153 | 0.013 |
| Rough Terrain Forklifts | 2014 | 2014Rough Terrain Forklifts500 | 500 | 0.1701 | 3.49973 | 0.95399 | 0.0761 | 0.0701 | 0.0048 | 511.6567 | 0.1512 | 0.013 |
| Rough Terrain Forklifts | 2015 | 2015Rough Terrain Forklifts50 | 50 | 1.1888 | 5.18984 | 4.93325 | 0.4314 | 0.3969 | 0.0054 | 569.4875 | 0.17 | 0.015 |
| Rough Terrain Forklifts | 2015 | 2015Rough Terrain Forklifts120 | 120 | 0.3377 | 4.28003 | 3.36619 | 0.2474 | 0.2276 | 0.0049 | 512.0859 | 0.1529 | 0.013 |
| Rough Terrain Forklifts | 2015 | 2015Rough Terrain Forklifts175 | 175 | 0.2169 | 3.42042 | 2.85917 | 0.1326 | 0.122 | 0.0049 | 510.8541 | 0.1525 | 0.013 |
| Rough Terrain Forklifts | 2015 | 2015Rough Terrain Forklifts250 | 250 | 0.1399 | 2.4626 | 1.01164 | 0.0582 | 0.0535 | 0.0049 | 512.1638 | 0.1529 | 0.013 |
| Rough Terrain Forklifts | 2015 | 2015Rough Terrain Forklifts500 | 500 | 0.174 | 3.52067 | 0.95822 | 0.0771 | 0.071 | 0.0048 | 506.4349 | 0.1512 | 0.013 |
| Rough Terrain Forklifts | 2016 | 2016Rough Terrain Forklifts50 | 50 | 1.1585 | 5.09924 | 4.91773 | 0.4149 | 0.3817 | 0.0054 | 563.3598 | 0.1699 | 0.014 |
| Rough Terrain Forklifts | 2016 | 2016Rough Terrain Forklifts120 | 120 | 0.3016 | 3.84005 | 3.34169 | 0.2131 | 0.1961 | 0.0049 | 507.0659 | 0.1529 | 0.013 |
| Rough Terrain Forklifts | 2016 | 2016Rough Terrain Forklifts175 | 175 | 0.2088 | 3.2087 | 2.865 | 0.1244 | 0.1145 | 0.0049 | 505.596 | 0.1525 | 0.013 |
| Rough Terrain Forklifts | 2016 | 2016Rough Terrain Forklifts250 | 250 | 0.1439 | 2.46843 | 1.0177 | 0.0587 | 0.054 | 0.0049 | 506.8956 | 0.1529 | 0.013 |
| Rough Terrain Forklifts | 2016 | 2016Rough Terrain Forklifts500 | 500 | 0.1779 | 3.54169 | 0.96236 | 0.0781 | 0.0718 | 0.0048 | 501.2134 | 0.1512 | 0.013 |
| Rough Terrain Forklifts | 2017 | 2017Rough Terrain Forklifts50 | 50 | 1.1079 | 4.90253 | 4.83344 | 0.3821 | 0.3515 | 0.0054 | 554.6234 | 0.1699 | 0.014 |
| Rough Terrain Forklifts | 2017 | 2017Rough Terrain Forklifts120 | 120 | 0.271 | 3.41759 | 3.31778 | 0.1816 | 0.1671 | 0.0049 | 499.1682 | 0.1529 | 0.013 |
| Rough Terrain Forklifts | 2017 | 2017Rough Terrain Forklifts175 | 175 | 0.1944 | 2.90167 | 2.86636 | 0.1121 | 0.1031 | 0.0049 | 497.7766 | 0.1525 | 0.013 |
| Rough Terrain Forklifts | 2017 | 2017Rough Terrain Forklifts250 | 250 | 0.1479 | 2.47389 | 1.02362 | 0.0592 | 0.0544 | 0.0049 | 499.0007 | 0.1529 | 0.013 |
| Rough Terrain Forklifts | 2017 | 2017Rough Terrain Forklifts500 | 500 | 0.182 | 3.56771 | 0.96636 | 0.0792 | 0.0728 | 0.0048 | 493.3362 | 0.1512 | 0.013 |
| Rough Terrain Forklifts | 2018 | 2018Rough Terrain Forklifts50 | 50 | 1.0698 | 4.73469 | 4.76839 | 0.3585 | 0.3298 | 0.0054 | 545.8693 | 0.1699 | 0.014 |
| Rough Terrain Forklifts | 2018 | 2018Rough Terrain Forklifts120 | 120 | 0.2222 | 2.84496 | 3.26976 | 0.136 | 0.1251 | 0.0049 | 491.2107 | 0.1529 | 0.013 |
| Rough Terrain Forklifts | 2018 | 2018Rough Terrain Forklifts175 | 175 | 0.1637 | 2.34168 | 2.84245 | 0.0876 | 0.0806 | 0.0049 | 489.9869 | 0.1525 | 0.013 |
| Rough Terrain Forklifts | 2018 | 2018Rough Terrain Forklifts250 | 250 | 0.1521 | 2.48748 | 1.02948 | 0.0598 | 0.055 | 0.0049 | 491.0997 | 0.1529 | 0.013 |
| Rough Terrain Forklifts | 2018 | 2018Rough Terrain Forklifts500 | 500 | 0.1452 | 2.70063 | 0.95802 | 0.0599 | 0.0551 | 0.0048 | 485.9543 | 0.1513 | 0.012 |
| Rough Terrain Forklifts | 2019 | 2019Rough Terrain Forklifts50 | 50 | 1.009 | 4.55745 | 4.67405 | 0.3277 | 0.3015 | 0.0054 | 537.3287 | 0.17 | 0.014 |
| Rough Terrain Forklifts | 2019 | 2019Rough Terrain Forklifts120 | 120 | 0.2019 | 2.6222 | 3.25848 | 0.1168 | 0.1075 | 0.0049 | 483.3105 | 0.1529 | 0.012 |
| Rough Terrain Forklifts | 2019 | 2019Rough Terrain Forklifts175 | 175 | 0.1493 | 2.05752 | 2.84092 | 0.0753 | 0.0693 | 0.0049 | 482.1188 | 0.1525 | 0.012 |
| Rough Terrain Forklifts | 2019 | 2019Rough Terrain Forklifts250 | 250 | 0.1094 | 1.63905 | 0.97423 | 0.0364 | 0.0335 | 0.0049 | 483.0882 | 0.1528 | 0.012 |
| Rough Terrain Forklifts | 2019 | 2019Rough Terrain Forklifts500 | 500 | 0.1162 | 1.96109 | 0.95034 | 0.0429 | 0.0395 | 0.0048 | 477.2539 | 0.151 | 0.012 |
| Rough Terrain Forklifts | 2020 | 2020Rough Terrain Forklifts50 | 50 | 0.9987 | 4.4946 | 4.68594 | 0.3164 | 0.2911 | 0.0054 | 525.6222 | 0.17 | 0.013 |
| Rough Terrain Forklifts | 2020 | 2020Rough Terrain Forklifts120 | 120 | 0.1892 | 2.45218 | 3.25575 | 0.1026 | 0.0944 | 0.0049 | 472.9842 | 0.153 | 0.012 |
| Rough Terrain Forklifts | 2020 | 2020Rough Terrain Forklifts175 | 175 | 0.1429 | 1.86888 | 2.84466 | 0.0684 | 0.0629 | 0.0049 | 471.7152 | 0.1526 | 0.012 |
| Rough Terrain Forklifts | 2020 | 2020Rough Terrain Forklifts250 | 250 | 0.1115 | 1.60906 | 0.97848 | 0.0366 | 0.0337 | 0.0049 | 472.5671 | 0.1528 | 0.012 |
| Rough Terrain Forklifts | 2020 | 2020Rough Terrain Forklifts500 | 500 | 0.0886 | 1.30199 | 0.94184 | 0.0281 | 0.0258 | 0.0048 | 465.7709 | 0.1505 | 0.012 |
| Rough Terrain Forklifts | 2021 | 2021Rough Terrain Forklifts50 | 50 | 0.9685 | 4.41145 | 4.65658 | 0.3038 | 0.2795 | 0.0054 | 525.3844 | 0.1699 | 0.013 |
| Rough Terrain Forklifts | 2021 | 2021Rough Terrain Forklifts120 | 120 | 0.1746 | 2.28534 | 3.25191 | 0.0885 | 0.0815 | 0.0049 | 473.11 | 0.153 | 0.012 |
| Rough Terrain Forklifts | 2021 | 2021Rough Terrain Forklifts175 | 175 | 0.1302 | 1.61661 | 2.8447 | 0.0596 | 0.0548 | 0.0049 | 471.7575 | 0.1526 | 0.012 |
| Rough Terrain Forklifts | 2021 | 2021Rough Terrain Forklifts250 | 250 | 0.115 | 1.61186 | 0.98379 | 0.0368 | 0.0339 | 0.0049 | 472.5469 | 0.1528 | 0.012 |
| Rough Terrain Forklifts | 2021 | 2021Rough Terrain Forklifts500 | 500 | 0.0917 | 1.30199 | 0.94604 | 0.0282 | 0.026 | 0.0048 | 465.7442 | 0.1506 | 0.012 |
| Rough Terrain Forklifts | 2022 | 2022Rough Terrain Forklifts50 | 50 | 0.7888 | 4.04131 | 4.3038 | 0.2375 | 0.2185 | 0.0054 | 525.0151 | 0.1698 | 0.013 |
| Rough Terrain Forklifts | 2022 | 2022Rough Terrain Forklifts120 | 120 | 0.1586 | 2.0983 | 3.24374 | 0.0732 | 0.0673 | 0.0049 | 473.089 | 0.153 | 0.012 |
| Rough Terrain Forklifts | 2022 | 2022Rough Terrain Forklifts175 | 175 | 0.1196 | 1.40475 | 2.84439 | 0.0512 | 0.0471 | 0.0049 | 471.6773 | 0.1525 | 0.012 |
| Rough Terrain Forklifts | 2022 | 2022Rough Terrain Forklifts250 | 250 | 0.1185 | 1.61688 | 0.98924 | 0.0371 | 0.0342 | 0.0049 | 472.5408 | 0.1528 | 0.012 |
| Rough Terrain Forklifts | 2022 | 2022Rough Terrain Forklifts500 | 500 | 0.0682 | 0.55798 | 0.93709 | 0.0089 | 0.0082 | 0.0048 | 466.5598 | 0.1509 | 0.012 |
| Rough Terrain Forklifts | 2023 | 2023Rough Terrain Forklifts50 | 50 | 0.6904 | 3.85338 | 4.12519 | 0.2036 | 0.1873 | 0.0054 | 524.8024 | 0.1697 | 0.013 |
| Rough Terrain Forklifts | 2023 | 2023Rough Terrain Forklifts120 | 120 | 0.1499 | 1.9836 | 3.24217 | 0.0637 | 0.0586 | 0.0049 | 473.1584 | 0.153 | 0.012 |
| Rough Terrain Forklifts | 2023 | 2023Rough Terrain Forklifts175 | 175 | 0.1113 | 1.21796 | 2.84289 | 0.0435 | 0.04 | 0.0049 | 471.6217 | 0.1525 | 0.012 |
| Rough Terrain Forklifts | 2023 | 2023Rough Terrain Forklifts250 | 250 | 0.1155 | 1.47399 | 0.98987 | 0.0344 | 0.0317 | 0.0049 | 472.7784 | 0.1529 | 0.012 |
| Rough Terrain Forklifts | 2023 | 2023Rough Terrain Forklifts500 | 500 | 0.069 | 0.55845 | 0.93788 | 0.0089 | 0.0082 | 0.0048 | 466.554 | 0.1509 | 0.012 |
| Rough Terrain Forklifts | 2024 | 2024Rough Terrain Forklifts50 | 50 | 0.5699 | 3.65343 | 3.91822 | 0.1655 | 0.1523 | 0.0054 | 524.9235 | 0.1698 | 0.013 |
| Rough Terrain Forklifts | 2024 | 2024Rough Terrain Forklifts120 | 120 | 0.1451 | 1.91392 | 3.24468 | 0.0583 | 0.0536 | 0.0049 | 473.0631 | 0.153 | 0.012 |
| Rough Terrain Forklifts | 2024 | 2024Rough Terrain Forklifts175 | 175 | 0.1029 | 1.04413 | 2.83416 | 0.0386 | 0.0355 | 0.0049 | 471.5346 | 0.1525 | 0.012 |
| Rough Terrain Forklifts | 2024 | 2024Rough Terrain Forklifts250 | 250 | 0.1189 | 1.48012 | 0.99524 | 0.0348 | 0.0321 | 0.0049 | 472.8527 | 0.1529 | 0.012 |
| Rough Terrain Forklifts | 2024 | 2024Rough Terrain Forklifts500 | 500 | 0.0663 | 0.47582 | 0.93746 | 0.0089 | 0.0082 | 0.0048 | 466.5479 | 0.1509 | 0.012 |
| Rough Terrain Forklifts | 2025 | 2025Rough Terrain Forklifts50 | 50 | 0.4557 | 3.47668 | 3.74002 | 0.1279 | 0.1177 | 0.0054 | 525.027 | 0.1698 | 0.013 |
| Rough Terrain Forklifts | 2025 | 2025Rough Terrain Forklifts120 | 120 | 0.1374 | 1.82053 | 3.23971 | 0.0511 | 0.047 | 0.0049 | 473.0366 | 0.153 | 0.012 |
| Rough Terrain Forklifts | 2025 | 2025Rough Terrain Forklifts175 | 175 | 0.0873 | 0.78628 | 2.82091 | 0.0299 | 0.0275 | 0.0049 | 471.4745 | 0.1525 | 0.012 |
| Rough Terrain Forklifts | 2025 | 2025Rough Terrain Forklifts250 | 250 | 0.1225 | 1.48888 | 1.00073 | 0.0354 | 0.0326 | 0.0049 | 472.9267 | 0.153 | 0.012 |
| Rough Terrain Forklifts | 2025 | 2025Rough Terrain Forklifts500 | 500 | 0.0687 | 0.47663 | 0.94151 | 0.009 | 0.0083 | 0.0048 | 466.5414 | 0.1509 | 0.012 |
| Rough Terrain Forklifts | 2030 | 2030Rough Terrain Forklifts50 | 50 | 0.548 | 3.359 | 5.031 | 0.039 | 0.039 | 0.007 | 568.299 | 0.049 | 0.015 |
| Rough Terrain Forklifts | 2030 | 2030Rough Terrain Forklifts120 | 120 | 0.279 | 1.671 | 3.725 | 0.034 | 0.034 | 0.006 | 568.299 | 0.025 | 0.015 |
| Rough Terrain Forklifts | 2030 | 2030Rough Terrain Forklifts175 | 175 | 0.2 | 0.537 | 3.291 | 0.023 | 0.023 | 0.006 | 568.299 | 0.018 | 0.015 |
| Rough Terrain Forklifts | 2030 | 2030Rough Terrain Forklifts250 | 250 | 0.191 | 0.463 | 1.121 | 0.016 | 0.016 | 0.006 | 568.299 | 0.017 | 0.015 |
| Rough Terrain Forklifts | 2030 | 2030Rough Terrain Forklifts500 | 500 | 0.19 | 0.443 | 1.07 | 0.016 | 0.016 | 0.005 | 568.3 | 0.017 | 0.015 |
| Rough Terrain Forklifts | 2035 | 2035Rough Terrain Forklifts50 | 50 | 0.521 | 3.267 | 5.031 | 0.022 | 0.022 | 0.007 | 568.299 | 0.047 | 0.015 |
| Rough Terrain Forklifts | 2035 | 2035Rough Terrain Forklifts120 | 120 | 0.262 | 1.53 | 3.722 | 0.02 | 0.02 | 0.006 | 568.299 | 0.023 | 0.015 |
| Rough Terrain Forklifts | 2035 | 2035Rough Terrain Forklifts175 | 175 | 0.184 | 0.364 | 3.292 | 0.015 | 0.015 | 0.006 | 568.299 | 0.016 | 0.015 |
| Rough Terrain Forklifts | 2035 | 2035Rough Terrain Forklifts250 | 250 | 0.181 | 0.334 | 1.121 | 0.012 | 0.012 | 0.006 | 568.299 | 0.016 | 0.015 |
| Rough Terrain Forklifts | 2035 | 2035Rough Terrain Forklifts500 | 500 | 0.181 | 0.331 | 1.071 | 0.012 | 0.012 | 0.005 | 568.3 | 0.016 | 0.015 |
| Rough Terrain Forklifts | 2040 | 2040Rough Terrain Forklifts50 | 50 | 0.519 | 3.228 | 5.01 | 0.017 | 0.017 | 0.007 | 568.3 | 0.046 | 0.015 |
| Rough Terrain Forklifts | 2040 | 2040Rough Terrain Forklifts120 | 120 | 0.258 | 1.485 | 3.722 | 0.016 | 0.016 | 0.006 | 568.299 | 0.023 | 0.015 |
| Rough Terrain Forklifts | 2040 | 2040Rough Terrain Forklifts175 | 175 | 0.178 | 0.303 | 3.292 | 0.012 | 0.012 | 0.006 | 568.3 | 0.016 | 0.015 |
| Rough Terrain Forklifts | 2040 | 2040Rough Terrain Forklifts250 | 250 | 0.177 | 0.292 | 1.121 | 0.011 | 0.011 | 0.006 | 568.299 | 0.016 | 0.015 |
| Rough Terrain Forklifts | 2040 | 2040Rough Terrain Forklifts500 | 500 | 0.177 | 0.292 | 1.071 | 0.011 | 0.011 | 0.005 | 568.299 | 0.016 | 0.015 |
| Rubber Tired Dozers | 1990 | 1990Rubber Tired Dozers175 | 175 | 1.886 | 14.831 | 5.29 | 1.059 | 1.059 | 0.758 | 568.299 | 0.17 | 0.015 |
| Rubber Tired Dozers | 1990 | 1990Rubber Tired Dozers250 | 250 | 1.886 | 14.831 | 5.29 | 1.059 | 1.059 | 0.758 | 568.299 | 0.17 | 0.015 |
| Rubber Tired Dozers | 1990 | 1990Rubber Tired Dozers500 | 500 | 1.655 | 13.986 | 12.26 | 0.899 | 0.899 | 0.662 | 568.299 | 0.149 | 0.015 |
| Rubber Tired Dozers | 1990 | 1990Rubber Tired Dozers750 | 750 | 1.655 | 13.986 | 12.26 | 0.915 | 0.915 | 1.018 | 568.3 | 0.149 | 0.015 |
| Rubber Tired Dozers | 1990 | 1990Rubber Tired Dozers1000 | 1000 | 1.645 | 13.986 | 12.26 | 0.903 | 0.903 | 1.018 | 568.299 | 0.148 | 0.015 |
| Rubber Tired Dozers | 2000 | 2000Rubber Tired Dozers175 | 175 | 1.454 | 10.881 | 4.295 | 0.624 | 0.624 | 0.057 | 568.299 | 0.131 | 0.015 |
| Rubber Tired Dozers | 2000 | 2000Rubber Tired Dozers250 | 250 | 1.303 | 10.625 | 3.733 | 0.548 | 0.548 | 0.057 | 568.299 | 0.117 | 0.015 |
| Rubber Tired Dozers | 2000 | 2000Rubber Tired Dozers500 | 500 | 1.161 | 10.023 | 6.982 | 0.474 | 0.474 | 0.05 | 568.299 | 0.104 | 0.015 |
| Rubber Tired Dozers | 2000 | 2000Rubber Tired Dozers750 | 750 | 1.161 | 10.023 | 6.982 | 0.474 | 0.474 | 0.052 | 568.3 | 0.104 | 0.015 |
| Rubber Tired Dozers | 2000 | 2000Rubber Tired Dozers1000 | 1000 | 1.192 | 10.456 | 7.415 | 0.451 | 0.451 | 0.052 | 568.3 | 0.107 | 0.015 |
| Rubber Tired Dozers | 2005 | 2005Rubber Tired Dozers175 | 175 | 1.286 | 9.666 | 4.026 | 0.567 | 0.567 | 0.057 | 568.299 | 0.116 | 0.015 |
| Rubber Tired Dozers | 2005 | 2005Rubber Tired Dozers250 | 250 | 1.059 | 9.344 | 2.99 | 0.437 | 0.437 | 0.057 | 568.299 | 0.095 | 0.015 |
| Rubber Tired Dozers | 2005 | 2005Rubber Tired Dozers500 | 500 | 0.937 | 8.574 | 5.159 | 0.38 | 0.38 | 0.05 | 568.299 | 0.084 | 0.015 |
| Rubber Tired Dozers | 2005 | 2005Rubber Tired Dozers750 | 750 | 0.942 | 8.694 | 5.15 | 0.382 | 0.382 | 0.052 | 568.299 | 0.085 | 0.015 |
| Rubber Tired Dozers | 2005 | 2005Rubber Tired Dozers1000 | 1000 | 0.998 | 9.444 | 5.524 | 0.369 | 0.369 | 0.052 | 568.299 | 0.09 | 0.015 |
| Rubber Tired Dozers | 2010 | 2010Rubber Tired Dozers175 | 175 | 0.9433 | 9.78349 | 4.17063 | 0.555 | 0.5106 | 0.0049 | 526.3128 | 0.1532 | 0.013 |
| Rubber Tired Dozers | 2010 | 2010Rubber Tired Dozers250 | 250 | 0.7066 | 8.22364 | 2.68761 | 0.3937 | 0.3622 | 0.0049 | 527.9126 | 0.1537 | 0.014 |
| Rubber Tired Dozers | 2010 | 2010Rubber Tired Dozers500 | 500 | 0.7424 | 8.70703 | 6.7191 | 0.4064 | 0.3739 | 0.0049 | 533.1476 | 0.1552 | 0.014 |
| Rubber Tired Dozers | 2010 | 2010Rubber Tired Dozers750 | 750 | 0.521 | 7.42352 | 3.1214 | 0.2693 | 0.2477 | 0.0049 | 525.7054 | 0.153 | 0.013 |
| Rubber Tired Dozers | 2010 | 2010Rubber Tired Dozers1000 | 1000 | 0.814 | 8.149 | 4.027 | 0.29 | 0.29 | 0.005 | 568.299 | 0.073 | 0.015 |
| Rubber Tired Dozers | 2011 | 2011Rubber Tired Dozers175 | 175 | 0.9483 | 9.7992 | 4.18594 | 0.5574 | 0.5128 | 0.0049 | 524.9639 | 0.1532 | 0.013 |
| Rubber Tired Dozers | 2011 | 2011Rubber Tired Dozers250 | 250 | 0.7159 | 8.24976 | 2.69892 | 0.3959 | 0.3643 | 0.0049 | 526.5967 | 0.1537 | 0.013 |
| Rubber Tired Dozers | 2011 | 2011Rubber Tired Dozers500 | 500 | 0.7382 | 8.60406 | 6.65601 | 0.4017 | 0.3695 | 0.0049 | 532.0871 | 0.1553 | 0.014 |
| Rubber Tired Dozers | 2011 | 2011Rubber Tired Dozers750 | 750 | 0.5287 | 7.4622 | 3.13084 | 0.2721 | 0.2504 | 0.0049 | 524.3841 | 0.153 | 0.013 |
| Rubber Tired Dozers | 2011 | 2011Rubber Tired Dozers1000 | 1000 | 0.781 | 7.805 | 3.772 | 0.276 | 0.276 | 0.005 | 568.299 | 0.07 | 0.015 |
| Rubber Tired Dozers | 2012 | 2012Rubber Tired Dozers175 | 175 | 0.9527 | 9.81194 | 4.1998 | 0.5593 | 0.5146 | 0.0049 | 523.6318 | 0.1532 | 0.013 |
| Rubber Tired Dozers | 2012 | 2012Rubber Tired Dozers250 | 250 | 0.7248 | 8.27234 | 2.70943 | 0.398 | 0.3662 | 0.0049 | 525.281 | 0.1537 | 0.013 |
| Rubber Tired Dozers | 2012 | 2012Rubber Tired Dozers500 | 500 | 0.7421 | 8.58436 | 6.62489 | 0.4015 | 0.3694 | 0.0049 | 530.6589 | 0.1552 | 0.014 |
| Rubber Tired Dozers | 2012 | 2012Rubber Tired Dozers750 | 750 | 0.5344 | 7.48052 | 3.13648 | 0.2737 | 0.2518 | 0.0049 | 523.0626 | 0.153 | 0.013 |
| Rubber Tired Dozers | 2012 | 2012Rubber Tired Dozers1000 | 1000 | 0.75 | 7.474 | 3.531 | 0.262 | 0.262 | 0.005 | 568.299 | 0.067 | 0.015 |
| Rubber Tired Dozers | 2013 | 2013Rubber Tired Dozers175 | 175 | 0.9568 | 9.82334 | 4.21297 | 0.5611 | 0.5162 | 0.0049 | 520.9836 | 0.1532 | 0.013 |
| Rubber Tired Dozers | 2013 | 2013Rubber Tired Dozers250 | 250 | 0.7226 | 8.10695 | 2.71092 | 0.395 | 0.3634 | 0.0049 | 522.6456 | 0.1537 | 0.013 |
| Rubber Tired Dozers | 2013 | 2013Rubber Tired Dozers500 | 500 | 0.726 | 8.33658 | 6.42295 | 0.3898 | 0.3586 | 0.0049 | 527.9093 | 0.1552 | 0.014 |
| Rubber Tired Dozers | 2013 | 2013Rubber Tired Dozers750 | 750 | 0.5392 | 7.49129 | 3.14069 | 0.2747 | 0.2528 | 0.0049 | 520.4266 | 0.153 | 0.013 |
| Rubber Tired Dozers | 2013 | 2013Rubber Tired Dozers1000 | 1000 | 0.72 | 7.155 | 3.306 | 0.249 | 0.249 | 0.005 | 568.299 | 0.065 | 0.015 |
| Rubber Tired Dozers | 2014 | 2014Rubber Tired Dozers175 | 175 | 0.9608 | 9.83401 | 4.22564 | 0.5627 | 0.5177 | 0.0049 | 518.335 | 0.1532 | 0.013 |
| Rubber Tired Dozers | 2014 | 2014Rubber Tired Dozers250 | 250 | 0.7213 | 7.97218 | 2.71199 | 0.3925 | 0.3611 | 0.0049 | 520.0105 | 0.1537 | 0.013 |
| Rubber Tired Dozers | 2014 | 2014Rubber Tired Dozers500 | 500 | 0.7073 | 8.05819 | 6.16471 | 0.3757 | 0.3457 | 0.0049 | 524.6758 | 0.155 | 0.013 |
| Rubber Tired Dozers | 2014 | 2014Rubber Tired Dozers750 | 750 | 0.5131 | 7.14705 | 2.75605 | 0.2576 | 0.237 | 0.0049 | 517.7903 | 0.153 | 0.013 |
| Rubber Tired Dozers | 2014 | 2014Rubber Tired Dozers1000 | 1000 | 0.691 | 6.849 | 3.096 | 0.236 | 0.236 | 0.005 | 568.3 | 0.062 | 0.015 |

| | | | | | | | | | | | | | |
|---|---|---|---|---|---|---|---|---|---|---|---|---|---|
| Rubber Tired Dozers | 2015 | 2015Rubber Tired Dozers175 | 175 | 0.9646 | 9.84425 | 4.23794 | 0.5643 | 0.5192 | 0.0049 | 513.0549 | 0.1532 | 0.013 |
| Rubber Tired Dozers | 2015 | 2015Rubber Tired Dozers250 | 250 | 0.7284 | 7.9837 | 2.7204 | 0.3939 | 0.3624 | 0.0049 | 514.7359 | 0.1537 | 0.013 |
| Rubber Tired Dozers | 2015 | 2015Rubber Tired Dozers500 | 500 | 0.7077 | 7.99736 | 6.10151 | 0.3731 | 0.3433 | 0.0049 | 519.1472 | 0.155 | 0.013 |
| Rubber Tired Dozers | 2015 | 2015Rubber Tired Dozers750 | 750 | 0.5182 | 7.15777 | 2.76062 | 0.2587 | 0.238 | 0.0049 | 512.5253 | 0.153 | 0.013 |
| Rubber Tired Dozers | 2015 | 2015Rubber Tired Dozers1000 | 1000 | 0.661 | 6.556 | 2.901 | 0.222 | 0.222 | 0.005 | 568.299 | 0.059 | 0.015 |
| Rubber Tired Dozers | 2016 | 2016Rubber Tired Dozers175 | 175 | 0.968 | 9.85328 | 4.24901 | 0.5657 | 0.5205 | 0.0049 | 507.7744 | 0.1532 | 0.013 |
| Rubber Tired Dozers | 2016 | 2016Rubber Tired Dozers250 | 250 | 0.7357 | 7.99508 | 2.72943 | 0.3953 | 0.3637 | 0.0049 | 509.4615 | 0.1537 | 0.013 |
| Rubber Tired Dozers | 2016 | 2016Rubber Tired Dozers500 | 500 | 0.6883 | 7.71034 | 5.87829 | 0.3588 | 0.3301 | 0.0049 | 513.3109 | 0.1548 | 0.013 |
| Rubber Tired Dozers | 2016 | 2016Rubber Tired Dozers750 | 750 | 0.5232 | 7.16821 | 2.7651 | 0.2597 | 0.2389 | 0.0049 | 507.2601 | 0.153 | 0.013 |
| Rubber Tired Dozers | 2016 | 2016Rubber Tired Dozers1000 | 1000 | 0.631 | 6.277 | 2.723 | 0.208 | 0.208 | 0.005 | 568.3 | 0.057 | 0.015 |
| Rubber Tired Dozers | 2017 | 2017Rubber Tired Dozers175 | 175 | 0.9026 | 9.12915 | 4.14895 | 0.5248 | 0.4828 | 0.0049 | 499.4096 | 0.153 | 0.013 |
| Rubber Tired Dozers | 2017 | 2017Rubber Tired Dozers250 | 250 | 0.7066 | 7.67081 | 2.65514 | 0.3755 | 0.3454 | 0.0049 | 501.5475 | 0.1537 | 0.013 |
| Rubber Tired Dozers | 2017 | 2017Rubber Tired Dozers500 | 500 | 0.6617 | 7.33345 | 5.52569 | 0.3407 | 0.3134 | 0.0049 | 505.8493 | 0.155 | 0.013 |
| Rubber Tired Dozers | 2017 | 2017Rubber Tired Dozers750 | 750 | 0.5258 | 7.17226 | 2.76746 | 0.2601 | 0.2393 | 0.0049 | 499.3665 | 0.153 | 0.013 |
| Rubber Tired Dozers | 2017 | 2017Rubber Tired Dozers1000 | 1000 | 0.602 | 6.013 | 2.56 | 0.195 | 0.195 | 0.005 | 568.299 | 0.054 | 0.015 |
| Rubber Tired Dozers | 2018 | 2018Rubber Tired Dozers175 | 175 | 0.8023 | 8.02079 | 3.98965 | 0.4605 | 0.4236 | 0.0049 | 491.4921 | 0.153 | 0.013 |
| Rubber Tired Dozers | 2018 | 2018Rubber Tired Dozers250 | 250 | 0.6592 | 7.20787 | 2.51156 | 0.3504 | 0.3224 | 0.0049 | 493.6337 | 0.1537 | 0.013 |
| Rubber Tired Dozers | 2018 | 2018Rubber Tired Dozers500 | 500 | 0.5981 | 6.50184 | 4.98205 | 0.3002 | 0.2762 | 0.0049 | 498.1862 | 0.1551 | 0.013 |
| Rubber Tired Dozers | 2018 | 2018Rubber Tired Dozers750 | 750 | 0.5064 | 6.72652 | 2.75902 | 0.248 | 0.2282 | 0.0049 | 491.4726 | 0.153 | 0.013 |
| Rubber Tired Dozers | 2018 | 2018Rubber Tired Dozers1000 | 1000 | 0.574 | 5.764 | 2.413 | 0.183 | 0.183 | 0.005 | 568.299 | 0.051 | 0.015 |
| Rubber Tired Dozers | 2019 | 2019Rubber Tired Dozers175 | 175 | 0.7589 | 7.52037 | 3.94854 | 0.4326 | 0.398 | 0.0049 | 483.5585 | 0.153 | 0.012 |
| Rubber Tired Dozers | 2019 | 2019Rubber Tired Dozers250 | 250 | 0.6511 | 6.92923 | 2.45855 | 0.3379 | 0.3108 | 0.0049 | 485.172 | 0.1535 | 0.012 |
| Rubber Tired Dozers | 2019 | 2019Rubber Tired Dozers500 | 500 | 0.5721 | 6.14335 | 4.74309 | 0.2828 | 0.2602 | 0.0049 | 490.383 | 0.1552 | 0.013 |
| Rubber Tired Dozers | 2019 | 2019Rubber Tired Dozers750 | 750 | 0.4547 | 6.12249 | 2.59814 | 0.2181 | 0.2007 | 0.0049 | 483.5786 | 0.153 | 0.012 |
| Rubber Tired Dozers | 2019 | 2019Rubber Tired Dozers1000 | 1000 | 0.547 | 5.528 | 2.281 | 0.171 | 0.171 | 0.005 | 568.299 | 0.049 | 0.015 |
| Rubber Tired Dozers | 2020 | 2020Rubber Tired Dozers175 | 175 | 0.7264 | 7.18525 | 3.89288 | 0.4107 | 0.3778 | 0.0049 | 473.0116 | 0.153 | 0.012 |
| Rubber Tired Dozers | 2020 | 2020Rubber Tired Dozers250 | 250 | 0.6195 | 6.50332 | 2.37104 | 0.3185 | 0.293 | 0.0049 | 474.7928 | 0.1536 | 0.012 |
| Rubber Tired Dozers | 2020 | 2020Rubber Tired Dozers500 | 500 | 0.5349 | 5.64089 | 4.41134 | 0.2591 | 0.2384 | 0.0049 | 479.7569 | 0.1552 | 0.012 |
| Rubber Tired Dozers | 2020 | 2020Rubber Tired Dozers750 | 750 | 0.4565 | 6.12255 | 2.60108 | 0.2181 | 0.2007 | 0.0049 | 473.0562 | 0.153 | 0.012 |
| Rubber Tired Dozers | 2020 | 2020Rubber Tired Dozers1000 | 1000 | 0.522 | 5.305 | 2.164 | 0.16 | 0.16 | 0.005 | 568.299 | 0.047 | 0.015 |
| Rubber Tired Dozers | 2021 | 2021Rubber Tired Dozers175 | 175 | 0.6912 | 6.79037 | 3.84814 | 0.3864 | 0.3555 | 0.0049 | 472.9751 | 0.153 | 0.012 |
| Rubber Tired Dozers | 2021 | 2021Rubber Tired Dozers250 | 250 | 0.6005 | 6.29617 | 2.31719 | 0.3056 | 0.2811 | 0.0049 | 474.7984 | 0.1536 | 0.012 |
| Rubber Tired Dozers | 2021 | 2021Rubber Tired Dozers500 | 500 | 0.4922 | 5.081 | 4.04107 | 0.2321 | 0.2135 | 0.0049 | 478.9868 | 0.1549 | 0.012 |
| Rubber Tired Dozers | 2021 | 2021Rubber Tired Dozers750 | 750 | 0.4582 | 6.12254 | 2.60396 | 0.2182 | 0.2007 | 0.0049 | 473.0459 | 0.153 | 0.012 |
| Rubber Tired Dozers | 2021 | 2021Rubber Tired Dozers1000 | 1000 | 0.497 | 5.095 | 2.057 | 0.15 | 0.15 | 0.005 | 568.299 | 0.044 | 0.015 |
| Rubber Tired Dozers | 2022 | 2022Rubber Tired Dozers175 | 175 | 0.6002 | 5.80781 | 3.75194 | 0.3264 | 0.3003 | 0.0049 | 473.9122 | 0.1533 | 0.012 |
| Rubber Tired Dozers | 2022 | 2022Rubber Tired Dozers250 | 250 | 0.4804 | 5.04648 | 2.05563 | 0.2395 | 0.2204 | 0.0049 | 474.6166 | 0.1535 | 0.012 |
| Rubber Tired Dozers | 2022 | 2022Rubber Tired Dozers500 | 500 | 0.4748 | 4.80775 | 3.89489 | 0.2199 | 0.2023 | 0.0049 | 479.3107 | 0.155 | 0.012 |
| Rubber Tired Dozers | 2022 | 2022Rubber Tired Dozers750 | 750 | 0.46 | 6.12245 | 2.60677 | 0.2182 | 0.2008 | 0.0049 | 473.035 | 0.153 | 0.012 |
| Rubber Tired Dozers | 2022 | 2022Rubber Tired Dozers1000 | 1000 | 0.475 | 4.896 | 1.961 | 0.14 | 0.14 | 0.005 | 568.299 | 0.042 | 0.015 |
| Rubber Tired Dozers | 2023 | 2023Rubber Tired Dozers175 | 175 | 0.5883 | 5.65638 | 3.7664 | 0.3158 | 0.2906 | 0.0049 | 473.9009 | 0.1533 | 0.012 |
| Rubber Tired Dozers | 2023 | 2023Rubber Tired Dozers250 | 250 | 0.3929 | 4.09011 | 1.78266 | 0.1842 | 0.1694 | 0.0049 | 474.5967 | 0.1535 | 0.012 |
| Rubber Tired Dozers | 2023 | 2023Rubber Tired Dozers500 | 500 | 0.4466 | 4.40835 | 3.68617 | 0.2015 | 0.1854 | 0.0049 | 479.4678 | 0.1551 | 0.012 |
| Rubber Tired Dozers | 2023 | 2023Rubber Tired Dozers750 | 750 | 0.4227 | 5.33389 | 2.59131 | 0.196 | 0.1803 | 0.0049 | 473.0234 | 0.153 | 0.012 |
| Rubber Tired Dozers | 2023 | 2023Rubber Tired Dozers1000 | 1000 | 0.453 | 4.709 | 1.874 | 0.131 | 0.131 | 0.005 | 568.299 | 0.04 | 0.015 |
| Rubber Tired Dozers | 2024 | 2024Rubber Tired Dozers175 | 175 | 0.5324 | 5.0144 | 3.69636 | 0.2794 | 0.2571 | 0.0049 | 473.5147 | 0.1531 | 0.012 |
| Rubber Tired Dozers | 2024 | 2024Rubber Tired Dozers250 | 250 | 0.3989 | 4.0904 | 1.79685 | 0.1843 | 0.1696 | 0.0049 | 474.5854 | 0.1535 | 0.012 |
| Rubber Tired Dozers | 2024 | 2024Rubber Tired Dozers500 | 500 | 0.4165 | 4.03046 | 3.45746 | 0.1823 | 0.1677 | 0.0049 | 479.3938 | 0.155 | 0.012 |
| Rubber Tired Dozers | 2024 | 2024Rubber Tired Dozers750 | 750 | 0.4253 | 5.33372 | 2.59604 | 0.1961 | 0.1804 | 0.0049 | 473.0211 | 0.153 | 0.012 |
| Rubber Tired Dozers | 2024 | 2024Rubber Tired Dozers1000 | 1000 | 0.433 | 4.532 | 1.796 | 0.123 | 0.123 | 0.005 | 568.299 | 0.039 | 0.015 |
| Rubber Tired Dozers | 2025 | 2025Rubber Tired Dozers175 | 175 | 0.461 | 4.22886 | 3.61238 | 0.2305 | 0.212 | 0.0049 | 474.1029 | 0.1533 | 0.012 |
| Rubber Tired Dozers | 2025 | 2025Rubber Tired Dozers250 | 250 | 0.3719 | 3.80547 | 1.72032 | 0.1665 | 0.1532 | 0.0049 | 474.5734 | 0.1535 | 0.012 |
| Rubber Tired Dozers | 2025 | 2025Rubber Tired Dozers500 | 500 | 0.3668 | 3.36957 | 2.95895 | 0.1506 | 0.1386 | 0.0049 | 479.0915 | 0.1549 | 0.012 |
| Rubber Tired Dozers | 2025 | 2025Rubber Tired Dozers750 | 750 | 0.4279 | 5.33346 | 2.60056 | 0.1962 | 0.1805 | 0.0049 | 472.9981 | 0.153 | 0.012 |
| Rubber Tired Dozers | 2025 | 2025Rubber Tired Dozers1000 | 1000 | 0.414 | 4.365 | 1.725 | 0.115 | 0.115 | 0.005 | 568.299 | 0.037 | 0.015 |
| Rubber Tired Dozers | 2030 | 2030Rubber Tired Dozers175 | 175 | 0.398 | 2.094 | 3.496 | 0.111 | 0.111 | 0.006 | 568.299 | 0.035 | 0.015 |
| Rubber Tired Dozers | 2030 | 2030Rubber Tired Dozers250 | 250 | 0.335 | 1.828 | 1.322 | 0.069 | 0.069 | 0.006 | 568.299 | 0.03 | 0.015 |
| Rubber Tired Dozers | 2030 | 2030Rubber Tired Dozers500 | 500 | 0.322 | 1.658 | 1.401 | 0.064 | 0.064 | 0.005 | 568.299 | 0.029 | 0.015 |
| Rubber Tired Dozers | 2030 | 2030Rubber Tired Dozers750 | 750 | 0.323 | 1.694 | 1.401 | 0.064 | 0.064 | 0.005 | 568.299 | 0.029 | 0.015 |
| Rubber Tired Dozers | 2030 | 2030Rubber Tired Dozers1000 | 1000 | 0.338 | 3.676 | 1.465 | 0.082 | 0.082 | 0.005 | 568.299 | 0.03 | 0.015 |
| Rubber Tired Dozers | 2035 | 2035Rubber Tired Dozers175 | 175 | 0.322 | 1.345 | 3.481 | 0.071 | 0.071 | 0.006 | 568.299 | 0.029 | 0.015 |
| Rubber Tired Dozers | 2035 | 2035Rubber Tired Dozers250 | 250 | 0.286 | 1.203 | 1.262 | 0.046 | 0.046 | 0.006 | 568.299 | 0.025 | 0.015 |
| Rubber Tired Dozers | 2035 | 2035Rubber Tired Dozers500 | 500 | 0.279 | 1.107 | 1.279 | 0.043 | 0.043 | 0.005 | 568.3 | 0.025 | 0.015 |
| Rubber Tired Dozers | 2035 | 2035Rubber Tired Dozers750 | 750 | 0.279 | 1.126 | 1.279 | 0.043 | 0.043 | 0.005 | 568.299 | 0.025 | 0.015 |
| Rubber Tired Dozers | 2035 | 2035Rubber Tired Dozers1000 | 1000 | 0.287 | 3.204 | 1.312 | 0.06 | 0.06 | 0.005 | 568.299 | 0.025 | 0.015 |
| Rubber Tired Dozers | 2040 | 2040Rubber Tired Dozers175 | 175 | 0.275 | 0.903 | 3.47 | 0.045 | 0.045 | 0.006 | 568.299 | 0.024 | 0.015 |
| Rubber Tired Dozers | 2040 | 2040Rubber Tired Dozers250 | 250 | 0.253 | 0.81 | 1.225 | 0.031 | 0.031 | 0.006 | 568.299 | 0.022 | 0.015 |
| Rubber Tired Dozers | 2040 | 2040Rubber Tired Dozers500 | 500 | 0.249 | 0.758 | 1.198 | 0.029 | 0.029 | 0.005 | 568.299 | 0.022 | 0.015 |
| Rubber Tired Dozers | 2040 | 2040Rubber Tired Dozers750 | 750 | 0.25 | 0.767 | 1.198 | 0.029 | 0.029 | 0.005 | 568.3 | 0.022 | 0.015 |
| Rubber Tired Dozers | 2040 | 2040Rubber Tired Dozers1000 | 1000 | 0.254 | 2.91 | 1.218 | 0.045 | 0.045 | 0.005 | 568.3 | 0.023 | 0.015 |
| Rubber Tired Loaders | 1990 | 1990Rubber Tired Loaders25 | 25 | 2.213 | 6.919 | 4.999 | 0.741 | 0.741 | 0.855 | 568.299 | 0.199 | 0.015 |
| Rubber Tired Loaders | 1990 | 1990Rubber Tired Loaders50 | 50 | 4.848 | 7.964 | 9.805 | 1.279 | 1.279 | 0.871 | 568.299 | 0.437 | 0.015 |
| Rubber Tired Loaders | 1990 | 1990Rubber Tired Loaders120 | 120 | 2.368 | 14.978 | 5.728 | 1.345 | 1.345 | 0.791 | 568.299 | 0.213 | 0.015 |
| Rubber Tired Loaders | 1990 | 1990Rubber Tired Loaders175 | 175 | 1.791 | 14.294 | 5.094 | 0.995 | 0.995 | 0.758 | 568.299 | 0.161 | 0.015 |
| Rubber Tired Loaders | 1990 | 1990Rubber Tired Loaders250 | 250 | 1.791 | 14.294 | 5.094 | 0.995 | 0.995 | 0.758 | 568.3 | 0.161 | 0.015 |
| Rubber Tired Loaders | 1990 | 1990Rubber Tired Loaders500 | 500 | 1.583 | 13.545 | 11.282 | 0.851 | 0.851 | 0.662 | 568.3 | 0.142 | 0.015 |
| Rubber Tired Loaders | 1990 | 1990Rubber Tired Loaders750 | 750 | 1.583 | 13.545 | 11.282 | 0.867 | 0.867 | 1.018 | 568.299 | 0.142 | 0.015 |
| Rubber Tired Loaders | 1990 | 1990Rubber Tired Loaders1000 | 1000 | 1.575 | 13.545 | 11.282 | 0.858 | 0.858 | 1.018 | 568.299 | 0.142 | 0.015 |
| Rubber Tired Loaders | 2000 | 2000Rubber Tired Loaders25 | 25 | 1.908 | 6.326 | 4.438 | 0.555 | 0.555 | 0.065 | 568.299 | 0.172 | 0.015 |
| Rubber Tired Loaders | 2000 | 2000Rubber Tired Loaders50 | 50 | 4.439 | 7.065 | 9.15 | 0.928 | 0.928 | 0.066 | 568.299 | 0.4 | 0.015 |
| Rubber Tired Loaders | 2000 | 2000Rubber Tired Loaders120 | 120 | 1.842 | 10.633 | 4.652 | 0.896 | 0.896 | 0.06 | 568.299 | 0.166 | 0.015 |
| Rubber Tired Loaders | 2000 | 2000Rubber Tired Loaders175 | 175 | 1.246 | 9.552 | 3.765 | 0.526 | 0.526 | 0.057 | 568.299 | 0.112 | 0.015 |
| Rubber Tired Loaders | 2000 | 2000Rubber Tired Loaders250 | 250 | 1.052 | 9.216 | 3.019 | 0.433 | 0.433 | 0.057 | 568.299 | 0.094 | 0.015 |
| Rubber Tired Loaders | 2000 | 2000Rubber Tired Loaders500 | 500 | 0.955 | 8.766 | 4.797 | 0.381 | 0.381 | 0.05 | 568.299 | 0.086 | 0.015 |
| Rubber Tired Loaders | 2000 | 2000Rubber Tired Loaders750 | 750 | 0.955 | 8.766 | 4.797 | 0.381 | 0.381 | 0.052 | 568.299 | 0.086 | 0.015 |
| Rubber Tired Loaders | 2000 | 2000Rubber Tired Loaders1000 | 1000 | 1.018 | 9.342 | 5.369 | 0.372 | 0.372 | 0.052 | 568.299 | 0.091 | 0.015 |
| Rubber Tired Loaders | 2005 | 2005Rubber Tired Loaders25 | 25 | 0.849 | 5.321 | 2.519 | 0.333 | 0.333 | 0.065 | 568.299 | 0.076 | 0.015 |
| Rubber Tired Loaders | 2005 | 2005Rubber Tired Loaders50 | 50 | 3.947 | 6.59 | 8.471 | 0.86 | 0.86 | 0.066 | 568.299 | 0.356 | 0.015 |
| Rubber Tired Loaders | 2005 | 2005Rubber Tired Loaders120 | 120 | 1.608 | 8.954 | 4.379 | 0.841 | 0.841 | 0.06 | 568.3 | 0.145 | 0.015 |
| Rubber Tired Loaders | 2005 | 2005Rubber Tired Loaders175 | 175 | 1.052 | 8.183 | 3.496 | 0.464 | 0.464 | 0.057 | 568.299 | 0.094 | 0.015 |
| Rubber Tired Loaders | 2005 | 2005Rubber Tired Loaders250 | 250 | 0.774 | 7.781 | 2.143 | 0.31 | 0.31 | 0.057 | 568.3 | 0.069 | 0.015 |
| Rubber Tired Loaders | 2005 | 2005Rubber Tired Loaders500 | 500 | 0.683 | 7.066 | 2.836 | 0.275 | 0.275 | 0.05 | 568.3 | 0.061 | 0.015 |
| Rubber Tired Loaders | 2005 | 2005Rubber Tired Loaders750 | 750 | 0.695 | 7.236 | 2.831 | 0.278 | 0.278 | 0.052 | 568.299 | 0.062 | 0.015 |
| Rubber Tired Loaders | 2005 | 2005Rubber Tired Loaders1000 | 1000 | 0.791 | 8.232 | 3.279 | 0.275 | 0.275 | 0.052 | 568.299 | 0.071 | 0.015 |
| Rubber Tired Loaders | 2010 | 2010Rubber Tired Loaders25 | 25 | 2.359 | 6.29919 | 7.88269 | 0.7339 | 0.6752 | 0.0054 | 581.9969 | 0.1694 | 0.015 |
| Rubber Tired Loaders | 2010 | 2010Rubber Tired Loaders50 | 50 | 2.359 | 6.29919 | 7.88269 | 0.7339 | 0.6752 | 0.0054 | 581.9969 | 0.1694 | 0.015 |
| Rubber Tired Loaders | 2010 | 2010Rubber Tired Loaders120 | 120 | 0.9514 | 7.85298 | 4.28386 | 0.6803 | 0.6259 | 0.0048 | 519.5038 | 0.1512 | 0.013 |
| Rubber Tired Loaders | 2010 | 2010Rubber Tired Loaders175 | 175 | 0.6487 | 7.01127 | 3.56499 | 0.3871 | 0.3562 | 0.0049 | 523.9005 | 0.1525 | 0.013 |
| Rubber Tired Loaders | 2010 | 2010Rubber Tired Loaders250 | 250 | 0.3998 | 5.94632 | 1.50852 | 0.1986 | 0.1828 | 0.0049 | 522.3501 | 0.152 | 0.013 |
| Rubber Tired Loaders | 2010 | 2010Rubber Tired Loaders500 | 500 | 0.416 | 5.66307 | 2.61599 | 0.2107 | 0.1939 | 0.0048 | 521.885 | 0.1519 | 0.013 |
| Rubber Tired Loaders | 2010 | 2010Rubber Tired Loaders750 | 750 | 0.3819 | 5.06362 | 2.10254 | 0.197 | 0.1812 | 0.0047 | 507.2864 | 0.1477 | 0.013 |
| Rubber Tired Loaders | 2010 | 2010Rubber Tired Loaders1000 | 1000 | 0.3906 | 6.63966 | 1.45926 | 0.1871 | 0.1721 | 0.0049 | 523.2526 | 0.1523 | 0.013 |
| Rubber Tired Loaders | 2011 | 2011Rubber Tired Loaders25 | 25 | 2.2518 | 6.24779 | 7.77095 | 0.7107 | 0.6538 | 0.0054 | 581.4262 | 0.1697 | 0.015 |
| Rubber Tired Loaders | 2011 | 2011Rubber Tired Loaders50 | 50 | 2.2518 | 6.24779 | 7.77095 | 0.7107 | 0.6538 | 0.0054 | 581.4262 | 0.1697 | 0.015 |
| Rubber Tired Loaders | 2011 | 2011Rubber Tired Loaders120 | 120 | 0.9353 | 7.68957 | 4.28739 | 0.6714 | 0.6177 | 0.0048 | 517.9363 | 0.1511 | 0.013 |
| Rubber Tired Loaders | 2011 | 2011Rubber Tired Loaders175 | 175 | 0.6362 | 6.81375 | 3.57219 | 0.3781 | 0.3479 | 0.0049 | 522.5315 | 0.1525 | 0.013 |
| Rubber Tired Loaders | 2011 | 2011Rubber Tired Loaders250 | 250 | 0.4044 | 5.87694 | 1.50155 | 0.1972 | 0.1814 | 0.0049 | 520.9732 | 0.152 | 0.013 |
| Rubber Tired Loaders | 2011 | 2011Rubber Tired Loaders500 | 500 | 0.4211 | 5.5868 | 2.56846 | 0.2089 | 0.1922 | 0.0048 | 520.154 | 0.1518 | 0.013 |
| Rubber Tired Loaders | 2011 | 2011Rubber Tired Loaders750 | 750 | 0.3972 | 5.09397 | 2.12943 | 0.2004 | 0.1843 | 0.0047 | 505.881 | 0.1476 | 0.013 |
| Rubber Tired Loaders | 2011 | 2011Rubber Tired Loaders1000 | 1000 | 0.4004 | 6.69396 | 1.47057 | 0.191 | 0.1757 | 0.0049 | 521.9232 | 0.1523 | 0.013 |
| Rubber Tired Loaders | 2012 | 2012Rubber Tired Loaders25 | 25 | 2.2946 | 6.30427 | 7.96233 | 0.7236 | 0.6657 | 0.0054 | 579.9785 | 0.1697 | 0.015 |
| Rubber Tired Loaders | 2012 | 2012Rubber Tired Loaders50 | 50 | 2.2946 | 6.30427 | 7.96233 | 0.7236 | 0.6657 | 0.0054 | 579.9785 | 0.1697 | 0.015 |
| Rubber Tired Loaders | 2012 | 2012Rubber Tired Loaders120 | 120 | 0.9359 | 7.65616 | 4.31845 | 0.6708 | 0.6171 | 0.0048 | 516.6239 | 0.1511 | 0.013 |
| Rubber Tired Loaders | 2012 | 2012Rubber Tired Loaders175 | 175 | 0.6432 | 6.79567 | 3.60616 | 0.3796 | 0.3492 | 0.0049 | 521.0995 | 0.1524 | 0.013 |
| Rubber Tired Loaders | 2012 | 2012Rubber Tired Loaders250 | 250 | 0.4136 | 5.85805 | 1.51119 | 0.198 | 0.1822 | 0.0049 | 519.646 | 0.152 | 0.013 |
| Rubber Tired Loaders | 2012 | 2012Rubber Tired Loaders500 | 500 | 0.433 | 5.58714 | 2.59983 | 0.2109 | 0.194 | 0.0048 | 518.7236 | 0.1517 | 0.013 |
| Rubber Tired Loaders | 2012 | 2012Rubber Tired Loaders750 | 750 | 0.4082 | 5.07921 | 2.14848 | 0.2013 | 0.1852 | 0.0047 | 504.6824 | 0.1476 | 0.013 |
| Rubber Tired Loaders | 2012 | 2012Rubber Tired Loaders1000 | 1000 | 0.4085 | 6.73245 | 1.47877 | 0.1939 | 0.1784 | 0.0049 | 520.592 | 0.1523 | 0.013 |
| Rubber Tired Loaders | 2013 | 2013Rubber Tired Loaders25 | 25 | 2.1899 | 6.18494 | 7.83573 | 0.6952 | 0.6396 | 0.0054 | 577.0156 | 0.1697 | 0.015 |
| Rubber Tired Loaders | 2013 | 2013Rubber Tired Loaders50 | 50 | 2.1899 | 6.18494 | 7.83573 | 0.6952 | 0.6396 | 0.0054 | 577.0156 | 0.1697 | 0.015 |
| Rubber Tired Loaders | 2013 | 2013Rubber Tired Loaders120 | 120 | 0.9139 | 7.47698 | 4.31523 | 0.6539 | 0.6016 | 0.0048 | 513.9368 | 0.1511 | 0.013 |
| Rubber Tired Loaders | 2013 | 2013Rubber Tired Loaders175 | 175 | 0.6308 | 6.6063 | 3.60722 | 0.3686 | 0.3391 | 0.0049 | 518.3787 | 0.1524 | 0.013 |
| Rubber Tired Loaders | 2013 | 2013Rubber Tired Loaders250 | 250 | 0.4172 | 5.75293 | 1.5142 | 0.1963 | 0.1806 | 0.0048 | 516.9736 | 0.152 | 0.013 |

| | | | | | | | | | | | | |
|---|---|---|---|---|---|---|---|---|---|---|---|---|
| Rubber Tired Loaders | 2013 | 2013Rubber Tired Loaders500 | 500 | 0.4348 | 5.4738 | 2.55447 | 0.2077 | 0.1911 | 0.0048 | 515.9429 | 0.1517 | 0.013 |
| Rubber Tired Loaders | 2013 | 2013Rubber Tired Loaders750 | 750 | 0.4121 | 4.99146 | 2.0823 | 0.1986 | 0.1827 | 0.0047 | 502.8589 | 0.1478 | 0.013 |
| Rubber Tired Loaders | 2013 | 2013Rubber Tired Loaders1000 | 1000 | 0.4069 | 6.66719 | 1.45163 | 0.193 | 0.1775 | 0.0049 | 517.9506 | 0.1523 | 0.013 |
| Rubber Tired Loaders | 2014 | 2014Rubber Tired Loaders25 | 25 | 2.1145 | 6.10324 | 7.7699 | 0.6758 | 0.6217 | 0.0054 | 573.5218 | 0.1695 | 0.015 |
| Rubber Tired Loaders | 2014 | 2014Rubber Tired Loaders50 | 50 | 2.1145 | 6.10324 | 7.7699 | 0.6758 | 0.6217 | 0.0054 | 573.5218 | 0.1695 | 0.015 |
| Rubber Tired Loaders | 2014 | 2014Rubber Tired Loaders120 | 120 | 0.8678 | 7.12932 | 4.26762 | 0.6189 | 0.5694 | 0.0048 | 510.0099 | 0.1507 | 0.013 |
| Rubber Tired Loaders | 2014 | 2014Rubber Tired Loaders175 | 175 | 0.6051 | 6.27196 | 3.58536 | 0.3503 | 0.3223 | 0.0049 | 515.7685 | 0.1524 | 0.013 |
| Rubber Tired Loaders | 2014 | 2014Rubber Tired Loaders250 | 250 | 0.4066 | 5.49539 | 1.48551 | 0.1868 | 0.1719 | 0.0048 | 514.2167 | 0.152 | 0.013 |
| Rubber Tired Loaders | 2014 | 2014Rubber Tired Loaders500 | 500 | 0.4211 | 5.19438 | 2.40656 | 0.1957 | 0.1801 | 0.0048 | 512.5095 | 0.1515 | 0.013 |
| Rubber Tired Loaders | 2014 | 2014Rubber Tired Loaders750 | 750 | 0.4061 | 4.81047 | 1.94616 | 0.1901 | 0.1749 | 0.0047 | 499.6952 | 0.1477 | 0.013 |
| Rubber Tired Loaders | 2014 | 2014Rubber Tired Loaders1000 | 1000 | 0.4137 | 6.69249 | 1.45724 | 0.195 | 0.1794 | 0.0049 | 515.307 | 0.1523 | 0.013 |
| Rubber Tired Loaders | 2015 | 2015Rubber Tired Loaders25 | 25 | 2.1078 | 6.11232 | 7.83443 | 0.6746 | 0.6206 | 0.0054 | 567.672 | 0.1695 | 0.015 |
| Rubber Tired Loaders | 2015 | 2015Rubber Tired Loaders50 | 50 | 2.1078 | 6.11232 | 7.83443 | 0.6746 | 0.6206 | 0.0054 | 567.672 | 0.1695 | 0.015 |
| Rubber Tired Loaders | 2015 | 2015Rubber Tired Loaders120 | 120 | 0.8557 | 7.01153 | 4.27362 | 0.6061 | 0.5576 | 0.0048 | 505.0231 | 0.1508 | 0.013 |
| Rubber Tired Loaders | 2015 | 2015Rubber Tired Loaders175 | 175 | 0.5951 | 6.09735 | 3.58815 | 0.3407 | 0.3134 | 0.0049 | 510.4677 | 0.1524 | 0.013 |
| Rubber Tired Loaders | 2015 | 2015Rubber Tired Loaders250 | 250 | 0.4036 | 5.36927 | 1.47986 | 0.1833 | 0.1686 | 0.0048 | 508.9127 | 0.1519 | 0.013 |
| Rubber Tired Loaders | 2015 | 2015Rubber Tired Loaders500 | 500 | 0.4153 | 5.0195 | 2.33208 | 0.1895 | 0.1744 | 0.0048 | 506.3723 | 0.1512 | 0.013 |
| Rubber Tired Loaders | 2015 | 2015Rubber Tired Loaders750 | 750 | 0.3948 | 4.55578 | 1.78908 | 0.1791 | 0.1648 | 0.0047 | 495.31 | 0.1479 | 0.013 |
| Rubber Tired Loaders | 2015 | 2015Rubber Tired Loaders1000 | 1000 | 0.4198 | 6.71262 | 1.46167 | 0.1967 | 0.181 | 0.0049 | 510.0449 | 0.1523 | 0.013 |
| Rubber Tired Loaders | 2016 | 2016Rubber Tired Loaders25 | 25 | 2.0553 | 6.05258 | 7.79111 | 0.6597 | 0.6069 | 0.0054 | 561.9032 | 0.1695 | 0.014 |
| Rubber Tired Loaders | 2016 | 2016Rubber Tired Loaders50 | 50 | 2.0553 | 6.05258 | 7.79111 | 0.6597 | 0.6069 | 0.0054 | 561.9032 | 0.1695 | 0.014 |
| Rubber Tired Loaders | 2016 | 2016Rubber Tired Loaders120 | 120 | 0.8026 | 6.58334 | 4.21236 | 0.5651 | 0.5199 | 0.0048 | 499.5935 | 0.1507 | 0.013 |
| Rubber Tired Loaders | 2016 | 2016Rubber Tired Loaders175 | 175 | 0.5652 | 5.72558 | 3.56236 | 0.3193 | 0.2938 | 0.0049 | 505.1308 | 0.1524 | 0.013 |
| Rubber Tired Loaders | 2016 | 2016Rubber Tired Loaders250 | 250 | 0.3933 | 5.1151 | 1.45212 | 0.1745 | 0.1605 | 0.0048 | 503.6542 | 0.1519 | 0.013 |
| Rubber Tired Loaders | 2016 | 2016Rubber Tired Loaders500 | 500 | 0.3911 | 4.62743 | 2.15506 | 0.1738 | 0.1599 | 0.0048 | 500.4314 | 0.1509 | 0.013 |
| Rubber Tired Loaders | 2016 | 2016Rubber Tired Loaders750 | 750 | 0.3729 | 4.17165 | 1.70283 | 0.164 | 0.1509 | 0.0047 | 491.9183 | 0.1484 | 0.013 |
| Rubber Tired Loaders | 2016 | 2016Rubber Tired Loaders1000 | 1000 | 0.4245 | 6.72411 | 1.46404 | 0.1978 | 0.182 | 0.0049 | 506.7801 | 0.1523 | 0.013 |
| Rubber Tired Loaders | 2017 | 2017Rubber Tired Loaders25 | 25 | 1.9566 | 5.95377 | 7.65953 | 0.6328 | 0.5822 | 0.0054 | 553.5831 | 0.1696 | 0.014 |
| Rubber Tired Loaders | 2017 | 2017Rubber Tired Loaders50 | 50 | 1.9566 | 5.95377 | 7.65953 | 0.6328 | 0.5822 | 0.0054 | 553.5831 | 0.1696 | 0.014 |
| Rubber Tired Loaders | 2017 | 2017Rubber Tired Loaders120 | 120 | 0.757 | 6.23569 | 4.17083 | 0.5296 | 0.4872 | 0.0048 | 491.8531 | 0.1507 | 0.013 |
| Rubber Tired Loaders | 2017 | 2017Rubber Tired Loaders175 | 175 | 0.5215 | 5.19525 | 3.5175 | 0.2895 | 0.2663 | 0.0049 | 497.3533 | 0.1524 | 0.013 |
| Rubber Tired Loaders | 2017 | 2017Rubber Tired Loaders250 | 250 | 0.3727 | 4.75473 | 1.4172 | 0.162 | 0.149 | 0.0048 | 495.9499 | 0.152 | 0.013 |
| Rubber Tired Loaders | 2017 | 2017Rubber Tired Loaders500 | 500 | 0.3692 | 4.25314 | 2.06046 | 0.1603 | 0.1475 | 0.0048 | 492.2764 | 0.1508 | 0.013 |
| Rubber Tired Loaders | 2017 | 2017Rubber Tired Loaders750 | 750 | 0.3671 | 4.05049 | 1.70044 | 0.1599 | 0.1471 | 0.0047 | 484.3661 | 0.1484 | 0.012 |
| Rubber Tired Loaders | 2017 | 2017Rubber Tired Loaders1000 | 1000 | 0.4145 | 6.55319 | 1.45641 | 0.1918 | 0.1765 | 0.0049 | 496.8966 | 0.1522 | 0.013 |
| Rubber Tired Loaders | 2018 | 2018Rubber Tired Loaders25 | 25 | 1.765 | 5.67925 | 7.29915 | 0.5758 | 0.5297 | 0.0054 | 545.0529 | 0.1697 | 0.014 |
| Rubber Tired Loaders | 2018 | 2018Rubber Tired Loaders50 | 50 | 1.765 | 5.67925 | 7.29915 | 0.5758 | 0.5297 | 0.0054 | 545.0529 | 0.1697 | 0.014 |
| Rubber Tired Loaders | 2018 | 2018Rubber Tired Loaders120 | 120 | 0.6553 | 5.47032 | 4.04742 | 0.4518 | 0.4156 | 0.0048 | 484.0931 | 0.1507 | 0.012 |
| Rubber Tired Loaders | 2018 | 2018Rubber Tired Loaders175 | 175 | 0.448 | 4.36814 | 3.42332 | 0.2423 | 0.2229 | 0.0049 | 489.5114 | 0.1524 | 0.013 |
| Rubber Tired Loaders | 2018 | 2018Rubber Tired Loaders250 | 250 | 0.3335 | 4.13133 | 1.34644 | 0.1401 | 0.1289 | 0.0048 | 487.9023 | 0.1519 | 0.012 |
| Rubber Tired Loaders | 2018 | 2018Rubber Tired Loaders500 | 500 | 0.3339 | 3.72607 | 1.86807 | 0.1395 | 0.1283 | 0.0048 | 484.5709 | 0.1509 | 0.012 |
| Rubber Tired Loaders | 2018 | 2018Rubber Tired Loaders750 | 750 | 0.3306 | 3.5437 | 1.55549 | 0.14 | 0.1288 | 0.0047 | 476.5663 | 0.1484 | 0.012 |
| Rubber Tired Loaders | 2018 | 2018Rubber Tired Loaders1000 | 1000 | 0.3359 | 5.67315 | 1.21289 | 0.1541 | 0.1418 | 0.0049 | 488.4037 | 0.152 | 0.013 |
| Rubber Tired Loaders | 2019 | 2019Rubber Tired Loaders25 | 25 | 1.6017 | 5.43193 | 6.97769 | 0.5176 | 0.4762 | 0.0054 | 536.2254 | 0.1697 | 0.014 |
| Rubber Tired Loaders | 2019 | 2019Rubber Tired Loaders50 | 50 | 1.6017 | 5.43193 | 6.97769 | 0.5176 | 0.4762 | 0.0054 | 536.2254 | 0.1697 | 0.014 |
| Rubber Tired Loaders | 2019 | 2019Rubber Tired Loaders120 | 120 | 0.5947 | 5.00611 | 3.97887 | 0.402 | 0.3698 | 0.0048 | 475.8636 | 0.1506 | 0.012 |
| Rubber Tired Loaders | 2019 | 2019Rubber Tired Loaders175 | 175 | 0.4051 | 3.85918 | 3.38084 | 0.2133 | 0.1962 | 0.0049 | 481.7364 | 0.1524 | 0.012 |
| Rubber Tired Loaders | 2019 | 2019Rubber Tired Loaders250 | 250 | 0.3094 | 3.74452 | 1.30248 | 0.1255 | 0.1155 | 0.0048 | 480.0997 | 0.1519 | 0.012 |
| Rubber Tired Loaders | 2019 | 2019Rubber Tired Loaders500 | 500 | 0.3057 | 3.28755 | 1.7248 | 0.1227 | 0.1129 | 0.0048 | 477.0415 | 0.1509 | 0.012 |
| Rubber Tired Loaders | 2019 | 2019Rubber Tired Loaders750 | 750 | 0.2932 | 3.01875 | 1.45157 | 0.1184 | 0.109 | 0.0048 | 471.1874 | 0.1491 | 0.012 |
| Rubber Tired Loaders | 2019 | 2019Rubber Tired Loaders1000 | 1000 | 0.3234 | 5.45926 | 1.20834 | 0.1462 | 0.1345 | 0.0049 | 480.523 | 0.152 | 0.012 |
| Rubber Tired Loaders | 2020 | 2020Rubber Tired Loaders25 | 25 | 1.4805 | 5.25369 | 6.76793 | 0.4741 | 0.4362 | 0.0054 | 524.6967 | 0.1697 | 0.013 |
| Rubber Tired Loaders | 2020 | 2020Rubber Tired Loaders50 | 50 | 1.4805 | 5.25369 | 6.76793 | 0.4741 | 0.4362 | 0.0054 | 524.6967 | 0.1697 | 0.013 |
| Rubber Tired Loaders | 2020 | 2020Rubber Tired Loaders120 | 120 | 0.5555 | 4.68644 | 3.94839 | 0.367 | 0.3376 | 0.0048 | 465.6735 | 0.1506 | 0.012 |
| Rubber Tired Loaders | 2020 | 2020Rubber Tired Loaders175 | 175 | 0.3787 | 3.51735 | 3.36809 | 0.1936 | 0.1781 | 0.0049 | 471.2135 | 0.1524 | 0.012 |
| Rubber Tired Loaders | 2020 | 2020Rubber Tired Loaders250 | 250 | 0.2902 | 3.42116 | 1.26885 | 0.1136 | 0.1045 | 0.0048 | 469.5127 | 0.1518 | 0.012 |
| Rubber Tired Loaders | 2020 | 2020Rubber Tired Loaders500 | 500 | 0.289 | 3.01666 | 1.6304 | 0.1122 | 0.1032 | 0.0048 | 466.7831 | 0.151 | 0.012 |
| Rubber Tired Loaders | 2020 | 2020Rubber Tired Loaders750 | 750 | 0.2768 | 2.76722 | 1.39991 | 0.1075 | 0.0989 | 0.0048 | 462.193 | 0.1495 | 0.012 |
| Rubber Tired Loaders | 2020 | 2020Rubber Tired Loaders1000 | 1000 | 0.3115 | 5.25309 | 1.20366 | 0.1385 | 0.1274 | 0.0049 | 469.9352 | 0.152 | 0.012 |
| Rubber Tired Loaders | 2021 | 2021Rubber Tired Loaders25 | 25 | 1.3255 | 4.97419 | 6.44855 | 0.4092 | 0.3765 | 0.0054 | 524.5505 | 0.1697 | 0.013 |
| Rubber Tired Loaders | 2021 | 2021Rubber Tired Loaders50 | 50 | 1.3255 | 4.97419 | 6.44855 | 0.4092 | 0.3765 | 0.0054 | 524.5505 | 0.1697 | 0.013 |
| Rubber Tired Loaders | 2021 | 2021Rubber Tired Loaders120 | 120 | 0.4979 | 4.21491 | 3.8917 | 0.3163 | 0.291 | 0.0048 | 466.4213 | 0.1509 | 0.012 |
| Rubber Tired Loaders | 2021 | 2021Rubber Tired Loaders175 | 175 | 0.3461 | 3.11886 | 3.35381 | 0.1706 | 0.1569 | 0.0049 | 471.0804 | 0.1524 | 0.012 |
| Rubber Tired Loaders | 2021 | 2021Rubber Tired Loaders250 | 250 | 0.2661 | 2.9977 | 1.24034 | 0.1 | 0.092 | 0.0048 | 469.5642 | 0.1519 | 0.012 |
| Rubber Tired Loaders | 2021 | 2021Rubber Tired Loaders500 | 500 | 0.2643 | 2.61037 | 1.52922 | 0.0974 | 0.0896 | 0.0048 | 467.9277 | 0.1513 | 0.012 |
| Rubber Tired Loaders | 2021 | 2021Rubber Tired Loaders750 | 750 | 0.2714 | 2.64092 | 1.39703 | 0.1023 | 0.0942 | 0.0048 | 462.0548 | 0.1494 | 0.012 |
| Rubber Tired Loaders | 2021 | 2021Rubber Tired Loaders1000 | 1000 | 0.2942 | 4.97489 | 1.2055 | 0.1279 | 0.1176 | 0.0049 | 471.2577 | 0.1524 | 0.012 |
| Rubber Tired Loaders | 2022 | 2022Rubber Tired Loaders25 | 25 | 1.1786 | 4.74817 | 6.20445 | 0.3543 | 0.326 | 0.0054 | 524.7914 | 0.1697 | 0.013 |
| Rubber Tired Loaders | 2022 | 2022Rubber Tired Loaders50 | 50 | 1.1786 | 4.74817 | 6.20445 | 0.3543 | 0.326 | 0.0054 | 524.7914 | 0.1697 | 0.013 |
| Rubber Tired Loaders | 2022 | 2022Rubber Tired Loaders120 | 120 | 0.4401 | 3.7684 | 3.83933 | 0.2665 | 0.2452 | 0.0048 | 466.4936 | 0.1509 | 0.012 |
| Rubber Tired Loaders | 2022 | 2022Rubber Tired Loaders175 | 175 | 0.2949 | 2.5181 | 3.30208 | 0.1358 | 0.1249 | 0.0049 | 470.9274 | 0.1523 | 0.012 |
| Rubber Tired Loaders | 2022 | 2022Rubber Tired Loaders250 | 250 | 0.2261 | 2.34693 | 1.188 | 0.0787 | 0.0724 | 0.0049 | 469.9041 | 0.152 | 0.012 |
| Rubber Tired Loaders | 2022 | 2022Rubber Tired Loaders500 | 500 | 0.2367 | 2.17525 | 1.441 | 0.0812 | 0.0747 | 0.0048 | 468.1288 | 0.1514 | 0.012 |
| Rubber Tired Loaders | 2022 | 2022Rubber Tired Loaders750 | 750 | 0.2329 | 2.0971 | 1.31524 | 0.08 | 0.0736 | 0.0048 | 463.8194 | 0.15 | 0.012 |
| Rubber Tired Loaders | 2022 | 2022Rubber Tired Loaders1000 | 1000 | 0.1925 | 3.61655 | 1.16216 | 0.0745 | 0.0685 | 0.0049 | 472.8577 | 0.1529 | 0.012 |
| Rubber Tired Loaders | 2023 | 2023Rubber Tired Loaders25 | 25 | 1.0493 | 4.52113 | 5.97233 | 0.3036 | 0.2793 | 0.0054 | 524.304 | 0.1696 | 0.013 |
| Rubber Tired Loaders | 2023 | 2023Rubber Tired Loaders50 | 50 | 1.0493 | 4.52113 | 5.97233 | 0.3036 | 0.2793 | 0.0054 | 524.304 | 0.1696 | 0.013 |
| Rubber Tired Loaders | 2023 | 2023Rubber Tired Loaders120 | 120 | 0.412 | 3.51183 | 3.82678 | 0.2385 | 0.2194 | 0.0048 | 466.5584 | 0.1509 | 0.012 |
| Rubber Tired Loaders | 2023 | 2023Rubber Tired Loaders175 | 175 | 0.2692 | 2.19586 | 3.29198 | 0.1176 | 0.1082 | 0.0049 | 470.6601 | 0.1522 | 0.012 |
| Rubber Tired Loaders | 2023 | 2023Rubber Tired Loaders250 | 250 | 0.2099 | 2.05963 | 1.17136 | 0.069 | 0.0635 | 0.0049 | 469.824 | 0.152 | 0.012 |
| Rubber Tired Loaders | 2023 | 2023Rubber Tired Loaders500 | 500 | 0.2171 | 1.86629 | 1.38396 | 0.0694 | 0.0639 | 0.0048 | 468.466 | 0.1515 | 0.012 |
| Rubber Tired Loaders | 2023 | 2023Rubber Tired Loaders750 | 750 | 0.2265 | 1.92719 | 1.32307 | 0.0745 | 0.0685 | 0.0048 | 464.5553 | 0.1502 | 0.012 |
| Rubber Tired Loaders | 2023 | 2023Rubber Tired Loaders1000 | 1000 | 0.1928 | 3.52792 | 1.17379 | 0.071 | 0.0653 | 0.0049 | 472.3032 | 0.1528 | 0.012 |
| Rubber Tired Loaders | 2024 | 2024Rubber Tired Loaders25 | 25 | 1.0088 | 4.46751 | 5.98698 | 0.2862 | 0.2633 | 0.0054 | 524.2299 | 0.1695 | 0.013 |
| Rubber Tired Loaders | 2024 | 2024Rubber Tired Loaders50 | 50 | 1.0088 | 4.46751 | 5.98698 | 0.2862 | 0.2633 | 0.0054 | 524.2299 | 0.1695 | 0.013 |
| Rubber Tired Loaders | 2024 | 2024Rubber Tired Loaders120 | 120 | 0.3973 | 3.33895 | 3.83209 | 0.2205 | 0.2028 | 0.0048 | 466.8084 | 0.151 | 0.012 |
| Rubber Tired Loaders | 2024 | 2024Rubber Tired Loaders175 | 175 | 0.246 | 1.88365 | 3.28823 | 0.1005 | 0.0924 | 0.0049 | 470.3567 | 0.1521 | 0.012 |
| Rubber Tired Loaders | 2024 | 2024Rubber Tired Loaders250 | 250 | 0.1971 | 1.80598 | 1.1607 | 0.0604 | 0.0556 | 0.0049 | 469.7875 | 0.1519 | 0.012 |
| Rubber Tired Loaders | 2024 | 2024Rubber Tired Loaders500 | 500 | 0.2094 | 1.70166 | 1.3518 | 0.0631 | 0.0581 | 0.0048 | 468.5133 | 0.1515 | 0.012 |
| Rubber Tired Loaders | 2024 | 2024Rubber Tired Loaders750 | 750 | 0.2256 | 1.88137 | 1.33327 | 0.0721 | 0.0663 | 0.0048 | 464.8656 | 0.1503 | 0.012 |
| Rubber Tired Loaders | 2024 | 2024Rubber Tired Loaders1000 | 1000 | 0.2006 | 3.54358 | 1.19144 | 0.0714 | 0.0657 | 0.0049 | 472.3454 | 0.1528 | 0.012 |
| Rubber Tired Loaders | 2025 | 2025Rubber Tired Loaders25 | 25 | 0.9602 | 4.34846 | 5.9413 | 0.2586 | 0.2379 | 0.0054 | 523.9076 | 0.1694 | 0.013 |
| Rubber Tired Loaders | 2025 | 2025Rubber Tired Loaders50 | 50 | 0.9602 | 4.34846 | 5.9413 | 0.2586 | 0.2379 | 0.0054 | 523.9076 | 0.1694 | 0.013 |
| Rubber Tired Loaders | 2025 | 2025Rubber Tired Loaders120 | 120 | 0.3519 | 2.97026 | 3.79086 | 0.1789 | 0.1646 | 0.0048 | 466.8982 | 0.151 | 0.012 |
| Rubber Tired Loaders | 2025 | 2025Rubber Tired Loaders175 | 175 | 0.2237 | 1.59023 | 3.28059 | 0.084 | 0.0772 | 0.0049 | 470.4594 | 0.1522 | 0.012 |
| Rubber Tired Loaders | 2025 | 2025Rubber Tired Loaders250 | 250 | 0.1774 | 1.44207 | 1.1417 | 0.0484 | 0.0446 | 0.0049 | 469.8711 | 0.152 | 0.012 |
| Rubber Tired Loaders | 2025 | 2025Rubber Tired Loaders500 | 500 | 0.1931 | 1.43264 | 1.2763 | 0.0525 | 0.0483 | 0.0048 | 469.1434 | 0.1517 | 0.012 |
| Rubber Tired Loaders | 2025 | 2025Rubber Tired Loaders750 | 750 | 0.2122 | 1.65408 | 1.33262 | 0.064 | 0.0589 | 0.0048 | 465.0523 | 0.1504 | 0.012 |
| Rubber Tired Loaders | 2025 | 2025Rubber Tired Loaders1000 | 1000 | 0.1655 | 3.08852 | 1.12172 | 0.052 | 0.0479 | 0.0049 | 472.4559 | 0.1528 | 0.012 |
| Rubber Tired Loaders | 2030 | 2030Rubber Tired Loaders25 | 25 | 0.685 | 4.332 | 2.339 | 0.161 | 0.161 | 0.007 | 568.299 | 0.061 | 0.015 |
| Rubber Tired Loaders | 2030 | 2030Rubber Tired Loaders50 | 50 | 0.634 | 3.5 | 5.181 | 0.052 | 0.062 | 0.007 | 568.3 | 0.057 | 0.015 |
| Rubber Tired Loaders | 2030 | 2030Rubber Tired Loaders120 | 120 | 0.317 | 1.875 | 3.759 | 0.056 | 0.056 | 0.006 | 568.299 | 0.028 | 0.015 |
| Rubber Tired Loaders | 2030 | 2030Rubber Tired Loaders175 | 175 | 0.232 | 0.787 | 3.312 | 0.036 | 0.036 | 0.006 | 568.299 | 0.02 | 0.015 |
| Rubber Tired Loaders | 2030 | 2030Rubber Tired Loaders250 | 250 | 0.21 | 0.655 | 1.138 | 0.022 | 0.022 | 0.006 | 568.299 | 0.018 | 0.015 |
| Rubber Tired Loaders | 2030 | 2030Rubber Tired Loaders500 | 500 | 0.208 | 0.619 | 1.085 | 0.021 | 0.021 | 0.005 | 568.299 | 0.018 | 0.015 |
| Rubber Tired Loaders | 2030 | 2030Rubber Tired Loaders750 | 750 | 0.208 | 0.627 | 1.085 | 0.022 | 0.022 | 0.005 | 568.299 | 0.018 | 0.015 |
| Rubber Tired Loaders | 2030 | 2030Rubber Tired Loaders1000 | 1000 | 0.214 | 2.722 | 1.099 | 0.039 | 0.039 | 0.005 | 568.299 | 0.019 | 0.015 |
| Rubber Tired Loaders | 2035 | 2035Rubber Tired Loaders25 | 25 | 0.685 | 4.332 | 2.339 | 0.161 | 0.161 | 0.007 | 568.299 | 0.061 | 0.015 |
| Rubber Tired Loaders | 2035 | 2035Rubber Tired Loaders50 | 50 | 0.575 | 3.337 | 5.126 | 0.035 | 0.035 | 0.007 | 568.299 | 0.051 | 0.015 |
| Rubber Tired Loaders | 2035 | 2035Rubber Tired Loaders120 | 120 | 0.286 | 1.639 | 3.751 | 0.033 | 0.033 | 0.006 | 568.299 | 0.025 | 0.015 |
| Rubber Tired Loaders | 2035 | 2035Rubber Tired Loaders175 | 175 | 0.2 | 0.481 | 3.312 | 0.022 | 0.022 | 0.006 | 568.299 | 0.018 | 0.015 |
| Rubber Tired Loaders | 2035 | 2035Rubber Tired Loaders250 | 250 | 0.191 | 0.434 | 1.129 | 0.015 | 0.015 | 0.006 | 568.299 | 0.017 | 0.015 |
| Rubber Tired Loaders | 2035 | 2035Rubber Tired Loaders500 | 500 | 0.191 | 0.416 | 1.076 | 0.015 | 0.015 | 0.005 | 568.299 | 0.017 | 0.015 |
| Rubber Tired Loaders | 2035 | 2035Rubber Tired Loaders750 | 750 | 0.191 | 0.421 | 1.076 | 0.015 | 0.015 | 0.005 | 568.299 | 0.017 | 0.015 |
| Rubber Tired Loaders | 2035 | 2035Rubber Tired Loaders1000 | 1000 | 0.193 | 2.584 | 1.082 | 0.03 | 0.03 | 0.005 | 568.299 | 0.017 | 0.015 |
| Rubber Tired Loaders | 2040 | 2040Rubber Tired Loaders25 | 25 | 0.685 | 4.332 | 2.339 | 0.161 | 0.161 | 0.007 | 568.299 | 0.061 | 0.015 |
| Rubber Tired Loaders | 2040 | 2040Rubber Tired Loaders50 | 50 | 0.545 | 3.283 | 5.102 | 0.024 | 0.024 | 0.007 | 568.3 | 0.049 | 0.015 |
| Rubber Tired Loaders | 2040 | 2040Rubber Tired Loaders120 | 120 | 0.271 | 1.543 | 3.748 | 0.022 | 0.022 | 0.006 | 568.3 | 0.024 | 0.015 |
| Rubber Tired Loaders | 2040 | 2040Rubber Tired Loaders175 | 175 | 0.188 | 0.365 | 3.314 | 0.016 | 0.016 | 0.006 | 568.299 | 0.017 | 0.015 |
| Rubber Tired Loaders | 2040 | 2040Rubber Tired Loaders250 | 250 | 0.185 | 0.346 | 1.128 | 0.013 | 0.013 | 0.006 | 568.299 | 0.016 | 0.015 |
| Rubber Tired Loaders | 2040 | 2040Rubber Tired Loaders500 | 500 | 0.185 | 0.338 | 1.076 | 0.013 | 0.013 | 0.005 | 568.3 | 0.016 | 0.015 |
| Rubber Tired Loaders | 2040 | 2040Rubber Tired Loaders750 | 750 | 0.185 | 0.34 | 1.076 | 0.013 | 0.013 | 0.005 | 568.299 | 0.016 | 0.015 |
| Rubber Tired Loaders | 2040 | 2040Rubber Tired Loaders1000 | 1000 | 0.186 | 2.522 | 1.076 | 0.026 | 0.026 | 0.005 | 568.299 | 0.016 | 0.015 |

| | | | | | | | | | | | | |
|---|---|---|---|---|---|---|---|---|---|---|---|---|
| Scrapers | 1990 | 1990Scrapers120 | 120 | 2.413 | 15.182 | 5.806 | 1.373 | 1.373 | 0.791 | 568.299 | 0.217 | 0.015 |
| Scrapers | 1990 | 1990Scrapers175 | 175 | 1.823 | 14.491 | 5.174 | 1.017 | 1.017 | 0.758 | 568.299 | 0.164 | 0.015 |
| Scrapers | 1990 | 1990Scrapers250 | 250 | 1.823 | 14.491 | 5.174 | 1.017 | 1.017 | 0.758 | 568.299 | 0.164 | 0.015 |
| Scrapers | 1990 | 1990Scrapers500 | 500 | 1.607 | 13.709 | 11.673 | 0.867 | 0.867 | 0.662 | 568.299 | 0.145 | 0.015 |
| Scrapers | 1990 | 1990Scrapers750 | 750 | 1.607 | 13.709 | 11.673 | 0.883 | 0.883 | 1.018 | 568.299 | 0.145 | 0.015 |
| Scrapers | 2000 | 2000Scrapers120 | 120 | 1.975 | 11.177 | 4.906 | 0.949 | 0.949 | 0.06 | 568.299 | 0.178 | 0.015 |
| Scrapers | 2000 | 2000Scrapers175 | 175 | 1.346 | 10.226 | 4.046 | 0.572 | 0.572 | 0.057 | 568.299 | 0.121 | 0.015 |
| Scrapers | 2000 | 2000Scrapers250 | 250 | 1.183 | 9.944 | 3.423 | 0.493 | 0.493 | 0.057 | 568.299 | 0.106 | 0.015 |
| Scrapers | 2000 | 2000Scrapers500 | 500 | 1.062 | 9.42 | 6.04 | 0.43 | 0.43 | 0.05 | 568.299 | 0.095 | 0.015 |
| Scrapers | 2000 | 2000Scrapers750 | 750 | 1.052 | 9.42 | 6.04 | 0.43 | 0.43 | 0.052 | 568.299 | 0.095 | 0.015 |
| Scrapers | 2005 | 2005Scrapers120 | 120 | 1.763 | 9.807 | 4.636 | 0.901 | 0.901 | 0.06 | 568.299 | 0.159 | 0.015 |
| Scrapers | 2005 | 2005Scrapers175 | 175 | 1.166 | 8.934 | 3.76 | 0.514 | 0.514 | 0.057 | 568.299 | 0.105 | 0.015 |
| Scrapers | 2005 | 2005Scrapers250 | 250 | 0.921 | 8.58 | 2.602 | 0.377 | 0.377 | 0.057 | 568.299 | 0.083 | 0.015 |
| Scrapers | 2005 | 2005Scrapers500 | 500 | 0.814 | 7.854 | 4.07 | 0.331 | 0.331 | 0.05 | 568.3 | 0.073 | 0.015 |
| Scrapers | 2005 | 2005Scrapers750 | 750 | 0.822 | 7.99 | 4.063 | 0.333 | 0.333 | 0.052 | 568.299 | 0.074 | 0.015 |
| Scrapers | 2010 | 2010Scrapers120 | 120 | 0.6959 | 7.09453 | 3.97834 | 0.5066 | 0.4661 | 0.005 | 537.9051 | 0.1566 | 0.014 |
| Scrapers | 2010 | 2010Scrapers175 | 175 | 0.7626 | 8.55764 | 3.83189 | 0.4438 | 0.4083 | 0.0049 | 532.551 | 0.155 | 0.014 |
| Scrapers | 2010 | 2010Scrapers250 | 250 | 0.7897 | 9.42837 | 3.25278 | 0.4341 | 0.3994 | 0.0048 | 520.9381 | 0.1516 | 0.013 |
| Scrapers | 2010 | 2010Scrapers500 | 500 | 0.5 | 6.75544 | 4.1939 | 0.2719 | 0.2501 | 0.0049 | 525.1553 | 0.1529 | 0.013 |
| Scrapers | 2010 | 2010Scrapers750 | 750 | 0.3819 | 5.53444 | 3.13671 | 0.2092 | 0.1924 | 0.0049 | 525.522 | 0.153 | 0.013 |
| Scrapers | 2011 | 2011Scrapers120 | 120 | 0.6987 | 7.06921 | 4.00655 | 0.5093 | 0.4686 | 0.005 | 536.4691 | 0.1565 | 0.014 |
| Scrapers | 2011 | 2011Scrapers175 | 175 | 0.7622 | 8.51777 | 3.84357 | 0.4441 | 0.4086 | 0.0049 | 531.1835 | 0.155 | 0.014 |
| Scrapers | 2011 | 2011Scrapers250 | 250 | 0.7841 | 9.34756 | 3.22574 | 0.4302 | 0.3958 | 0.0048 | 519.6705 | 0.1516 | 0.013 |
| Scrapers | 2011 | 2011Scrapers500 | 500 | 0.4961 | 6.64672 | 4.14563 | 0.2679 | 0.2464 | 0.0049 | 523.9083 | 0.1529 | 0.013 |
| Scrapers | 2011 | 2011Scrapers750 | 750 | 0.3854 | 5.48614 | 3.14165 | 0.2076 | 0.191 | 0.0049 | 524.1241 | 0.1529 | 0.013 |
| Scrapers | 2012 | 2012Scrapers120 | 120 | 0.7117 | 7.11199 | 4.04661 | 0.519 | 0.4775 | 0.005 | 535.1238 | 0.1565 | 0.014 |
| Scrapers | 2012 | 2012Scrapers175 | 175 | 0.769 | 8.53485 | 3.8659 | 0.4484 | 0.4125 | 0.0049 | 529.8158 | 0.155 | 0.014 |
| Scrapers | 2012 | 2012Scrapers250 | 250 | 0.7858 | 9.33173 | 3.22909 | 0.4301 | 0.3957 | 0.0048 | 518.3695 | 0.1516 | 0.013 |
| Scrapers | 2012 | 2012Scrapers500 | 500 | 0.5013 | 6.64299 | 4.16192 | 0.2686 | 0.2471 | 0.0049 | 522.6784 | 0.1529 | 0.013 |
| Scrapers | 2012 | 2012Scrapers750 | 750 | 0.3934 | 5.49999 | 3.16628 | 0.2094 | 0.1927 | 0.0049 | 522.7621 | 0.1529 | 0.013 |
| Scrapers | 2013 | 2013Scrapers120 | 120 | 0.715 | 7.08801 | 4.06971 | 0.5234 | 0.4816 | 0.005 | 532.4144 | 0.1565 | 0.014 |
| Scrapers | 2013 | 2013Scrapers175 | 175 | 0.7525 | 8.39026 | 3.85136 | 0.4382 | 0.4032 | 0.0049 | 527.0754 | 0.155 | 0.014 |
| Scrapers | 2013 | 2013Scrapers250 | 250 | 0.7757 | 9.20338 | 3.18463 | 0.4231 | 0.3892 | 0.0048 | 515.7585 | 0.1516 | 0.013 |
| Scrapers | 2013 | 2013Scrapers500 | 500 | 0.4963 | 6.51716 | 4.08663 | 0.2635 | 0.2425 | 0.0049 | 520.0884 | 0.1529 | 0.013 |
| Scrapers | 2013 | 2013Scrapers750 | 750 | 0.3886 | 5.3398 | 3.09865 | 0.2036 | 0.1873 | 0.0049 | 520.1031 | 0.1529 | 0.013 |
| Scrapers | 2014 | 2014Scrapers120 | 120 | 0.7189 | 7.0654 | 4.09983 | 0.5262 | 0.4841 | 0.005 | 529.9445 | 0.1566 | 0.014 |
| Scrapers | 2014 | 2014Scrapers175 | 175 | 0.7182 | 7.90715 | 3.80661 | 0.4188 | 0.3853 | 0.0049 | 524.1709 | 0.1549 | 0.013 |
| Scrapers | 2014 | 2014Scrapers250 | 250 | 0.7419 | 8.81494 | 3.06131 | 0.403 | 0.3707 | 0.0048 | 512.8529 | 0.1516 | 0.013 |
| Scrapers | 2014 | 2014Scrapers500 | 500 | 0.4787 | 6.23299 | 3.89824 | 0.2514 | 0.2313 | 0.0049 | 517.3608 | 0.1529 | 0.013 |
| Scrapers | 2014 | 2014Scrapers750 | 750 | 0.3688 | 5.01248 | 2.84564 | 0.1895 | 0.1744 | 0.0049 | 517.3937 | 0.1529 | 0.013 |
| Scrapers | 2015 | 2015Scrapers120 | 120 | 0.7309 | 7.10509 | 4.13678 | 0.5348 | 0.4921 | 0.005 | 524.5601 | 0.1566 | 0.013 |
| Scrapers | 2015 | 2015Scrapers175 | 175 | 0.7139 | 7.76471 | 3.80865 | 0.415 | 0.3818 | 0.0049 | 518.8294 | 0.1549 | 0.013 |
| Scrapers | 2015 | 2015Scrapers250 | 250 | 0.7296 | 8.66317 | 3.00753 | 0.3952 | 0.3636 | 0.0048 | 507.5699 | 0.1515 | 0.013 |
| Scrapers | 2015 | 2015Scrapers500 | 500 | 0.4722 | 6.08577 | 3.788 | 0.2458 | 0.2261 | 0.0049 | 511.9471 | 0.1528 | 0.013 |
| Scrapers | 2015 | 2015Scrapers750 | 750 | 0.3596 | 4.83862 | 2.68469 | 0.1818 | 0.1673 | 0.0049 | 512.0837 | 0.1529 | 0.013 |
| Scrapers | 2016 | 2016Scrapers120 | 120 | 0.7424 | 7.14312 | 4.17273 | 0.5431 | 0.4996 | 0.005 | 519.1668 | 0.1566 | 0.013 |
| Scrapers | 2016 | 2016Scrapers175 | 175 | 0.6876 | 7.3844 | 3.78052 | 0.3967 | 0.365 | 0.0049 | 518.4363 | 0.1549 | 0.013 |
| Scrapers | 2016 | 2016Scrapers250 | 250 | 0.6841 | 8.10864 | 2.8398 | 0.3669 | 0.3376 | 0.0048 | 502.255 | 0.1515 | 0.013 |
| Scrapers | 2016 | 2016Scrapers500 | 500 | 0.4524 | 5.75749 | 3.60633 | 0.2321 | 0.2135 | 0.0049 | 506.3503 | 0.1527 | 0.013 |
| Scrapers | 2016 | 2016Scrapers750 | 750 | 0.3399 | 4.48425 | 2.48181 | 0.1675 | 0.1541 | 0.0049 | 506.6381 | 0.1528 | 0.013 |
| Scrapers | 2017 | 2017Scrapers120 | 120 | 0.7535 | 7.17946 | 4.20744 | 0.551 | 0.5069 | 0.005 | 511.1123 | 0.1566 | 0.013 |
| Scrapers | 2017 | 2017Scrapers175 | 175 | 0.6292 | 6.67066 | 3.70478 | 0.3594 | 0.3306 | 0.0049 | 505.3309 | 0.1548 | 0.013 |
| Scrapers | 2017 | 2017Scrapers250 | 250 | 0.6269 | 7.39867 | 2.64676 | 0.3327 | 0.306 | 0.0048 | 494.5231 | 0.1515 | 0.013 |
| Scrapers | 2017 | 2017Scrapers500 | 500 | 0.4251 | 5.33951 | 3.33699 | 0.2143 | 0.1971 | 0.0049 | 498.4571 | 0.1527 | 0.013 |
| Scrapers | 2017 | 2017Scrapers750 | 750 | 0.3248 | 4.21648 | 2.29479 | 0.1558 | 0.1433 | 0.0049 | 498.6929 | 0.1528 | 0.013 |
| Scrapers | 2018 | 2018Scrapers120 | 120 | 0.7403 | 7.03577 | 4.20429 | 0.5425 | 0.4991 | 0.005 | 502.8288 | 0.1565 | 0.013 |
| Scrapers | 2018 | 2018Scrapers175 | 175 | 0.5385 | 5.64105 | 3.56847 | 0.3029 | 0.2787 | 0.0049 | 497.3396 | 0.1548 | 0.013 |
| Scrapers | 2018 | 2018Scrapers250 | 250 | 0.5566 | 6.56304 | 2.40704 | 0.2901 | 0.2669 | 0.0048 | 486.9908 | 0.1516 | 0.012 |
| Scrapers | 2018 | 2018Scrapers500 | 500 | 0.3691 | 4.56771 | 2.82811 | 0.18 | 0.1656 | 0.0049 | 490.7734 | 0.1528 | 0.013 |
| Scrapers | 2018 | 2018Scrapers750 | 750 | 0.2938 | 3.74582 | 1.96493 | 0.135 | 0.1242 | 0.0049 | 490.5775 | 0.1527 | 0.013 |
| Scrapers | 2019 | 2019Scrapers120 | 120 | 0.718 | 6.84136 | 4.19661 | 0.5255 | 0.4834 | 0.005 | 494.1 | 0.1563 | 0.013 |
| Scrapers | 2019 | 2019Scrapers175 | 175 | 0.51 | 5.26356 | 3.53297 | 0.2833 | 0.2606 | 0.0049 | 489.2546 | 0.1548 | 0.013 |
| Scrapers | 2019 | 2019Scrapers250 | 250 | 0.5013 | 5.83102 | 2.23321 | 0.2567 | 0.2361 | 0.0048 | 479.0317 | 0.1516 | 0.012 |
| Scrapers | 2019 | 2019Scrapers500 | 500 | 0.3429 | 4.15646 | 2.59466 | 0.1629 | 0.1498 | 0.0049 | 482.7319 | 0.1527 | 0.012 |
| Scrapers | 2019 | 2019Scrapers750 | 750 | 0.2768 | 3.43103 | 1.82903 | 0.1232 | 0.1133 | 0.0049 | 482.5963 | 0.1527 | 0.012 |
| Scrapers | 2020 | 2020Scrapers120 | 120 | 0.7009 | 6.6767 | 4.19756 | 0.5101 | 0.4693 | 0.005 | 483.745 | 0.1565 | 0.012 |
| Scrapers | 2020 | 2020Scrapers175 | 175 | 0.4777 | 4.86851 | 3.50114 | 0.262 | 0.241 | 0.0049 | 478.6077 | 0.1548 | 0.012 |
| Scrapers | 2020 | 2020Scrapers250 | 250 | 0.4462 | 5.089 | 2.06469 | 0.2232 | 0.2054 | 0.0048 | 468.9883 | 0.1517 | 0.012 |
| Scrapers | 2020 | 2020Scrapers500 | 500 | 0.3196 | 3.78254 | 2.40063 | 0.1475 | 0.1357 | 0.0049 | 472.1751 | 0.1527 | 0.012 |
| Scrapers | 2020 | 2020Scrapers750 | 750 | 0.2622 | 3.12592 | 1.72502 | 0.1132 | 0.1042 | 0.0049 | 471.7776 | 0.1526 | 0.012 |
| Scrapers | 2021 | 2021Scrapers120 | 120 | 0.7041 | 6.65882 | 4.21819 | 0.5124 | 0.4714 | 0.005 | 483.7128 | 0.1564 | 0.012 |
| Scrapers | 2021 | 2021Scrapers175 | 175 | 0.4319 | 4.34133 | 3.45599 | 0.2318 | 0.2133 | 0.0049 | 478.654 | 0.1548 | 0.012 |
| Scrapers | 2021 | 2021Scrapers250 | 250 | 0.3905 | 4.36706 | 1.88374 | 0.1891 | 0.174 | 0.0048 | 469.1258 | 0.1517 | 0.012 |
| Scrapers | 2021 | 2021Scrapers500 | 500 | 0.2992 | 3.44481 | 2.25454 | 0.134 | 0.1233 | 0.0049 | 472.4636 | 0.1528 | 0.012 |
| Scrapers | 2021 | 2021Scrapers750 | 750 | 0.2504 | 2.88702 | 1.65772 | 0.1053 | 0.0968 | 0.0049 | 471.7859 | 0.1526 | 0.012 |
| Scrapers | 2022 | 2022Scrapers120 | 120 | 0.6806 | 6.45548 | 4.20484 | 0.4938 | 0.4543 | 0.005 | 483.4481 | 0.1564 | 0.012 |
| Scrapers | 2022 | 2022Scrapers175 | 175 | 0.3897 | 3.83296 | 3.41662 | 0.2036 | 0.1873 | 0.0049 | 478.7411 | 0.1548 | 0.012 |
| Scrapers | 2022 | 2022Scrapers250 | 250 | 0.3414 | 3.66905 | 1.74265 | 0.16 | 0.1472 | 0.0048 | 469.2686 | 0.1518 | 0.012 |
| Scrapers | 2022 | 2022Scrapers500 | 500 | 0.2637 | 2.87856 | 2.05212 | 0.1124 | 0.1034 | 0.0049 | 473.2304 | 0.1531 | 0.012 |
| Scrapers | 2022 | 2022Scrapers750 | 750 | 0.224 | 2.47537 | 1.50816 | 0.0899 | 0.0827 | 0.0049 | 471.2788 | 0.1524 | 0.012 |
| Scrapers | 2023 | 2023Scrapers120 | 120 | 0.6299 | 6.02603 | 4.14443 | 0.4579 | 0.4212 | 0.005 | 483.0296 | 0.1562 | 0.012 |
| Scrapers | 2023 | 2023Scrapers175 | 175 | 0.3613 | 3.47913 | 3.39533 | 0.1839 | 0.1692 | 0.0049 | 478.6814 | 0.1548 | 0.012 |
| Scrapers | 2023 | 2023Scrapers250 | 250 | 0.3174 | 3.2838 | 1.67839 | 0.1441 | 0.1325 | 0.0048 | 469.5597 | 0.1519 | 0.012 |
| Scrapers | 2023 | 2023Scrapers500 | 500 | 0.2532 | 2.66611 | 1.97527 | 0.1045 | 0.0962 | 0.0049 | 473.1772 | 0.153 | 0.012 |
| Scrapers | 2023 | 2023Scrapers750 | 750 | 0.2215 | 2.38587 | 1.51295 | 0.0872 | 0.0802 | 0.0049 | 471.2953 | 0.1524 | 0.012 |
| Scrapers | 2024 | 2024Scrapers120 | 120 | 0.5747 | 5.63222 | 4.09486 | 0.4144 | 0.3813 | 0.005 | 482.7009 | 0.1561 | 0.012 |
| Scrapers | 2024 | 2024Scrapers175 | 175 | 0.3361 | 3.15631 | 3.37249 | 0.1655 | 0.1532 | 0.0049 | 478.8089 | 0.1549 | 0.012 |
| Scrapers | 2024 | 2024Scrapers250 | 250 | 0.3014 | 3.01379 | 1.62739 | 0.1332 | 0.1225 | 0.0048 | 469.3521 | 0.1518 | 0.012 |
| Scrapers | 2024 | 2024Scrapers500 | 500 | 0.2446 | 2.47694 | 1.92055 | 0.0979 | 0.0901 | 0.0049 | 472.8455 | 0.1529 | 0.012 |
| Scrapers | 2024 | 2024Scrapers750 | 750 | 0.2128 | 2.18653 | 1.46065 | 0.0807 | 0.0743 | 0.0049 | 471.4291 | 0.1525 | 0.012 |
| Scrapers | 2025 | 2025Scrapers120 | 120 | 0.5663 | 5.50259 | 4.09423 | 0.4048 | 0.3724 | 0.005 | 482.3629 | 0.156 | 0.012 |
| Scrapers | 2025 | 2025Scrapers175 | 175 | 0.2901 | 2.69098 | 3.3209 | 0.1367 | 0.1258 | 0.0049 | 478.9476 | 0.1549 | 0.012 |
| Scrapers | 2025 | 2025Scrapers250 | 250 | 0.2912 | 2.80326 | 1.60249 | 0.1254 | 0.1153 | 0.0048 | 469.4459 | 0.1518 | 0.012 |
| Scrapers | 2025 | 2025Scrapers500 | 500 | 0.2162 | 2.05051 | 1.7318 | 0.0807 | 0.0743 | 0.0049 | 472.5394 | 0.1528 | 0.012 |
| Scrapers | 2025 | 2025Scrapers750 | 750 | 0.1836 | 1.71287 | 1.33825 | 0.0641 | 0.059 | 0.0049 | 472.115 | 0.1527 | 0.012 |
| Scrapers | 2030 | 2030Scrapers120 | 120 | 0.41 | 2.384 | 3.866 | 0.111 | 0.111 | 0.006 | 568.299 | 0.037 | 0.015 |
| Scrapers | 2030 | 2030Scrapers175 | 175 | 0.301 | 1.32 | 3.389 | 0.068 | 0.068 | 0.006 | 568.299 | 0.027 | 0.015 |
| Scrapers | 2030 | 2030Scrapers250 | 250 | 0.264 | 1.149 | 1.206 | 0.042 | 0.042 | 0.006 | 568.299 | 0.023 | 0.015 |
| Scrapers | 2030 | 2030Scrapers500 | 500 | 0.259 | 1.057 | 1.184 | 0.04 | 0.04 | 0.005 | 568.299 | 0.023 | 0.015 |
| Scrapers | 2030 | 2030Scrapers750 | 750 | 0.259 | 1.075 | 1.184 | 0.04 | 0.04 | 0.005 | 568.299 | 0.023 | 0.015 |
| Scrapers | 2035 | 2035Scrapers120 | 120 | 0.348 | 1.943 | 3.842 | 0.064 | 0.064 | 0.006 | 568.299 | 0.031 | 0.015 |
| Scrapers | 2035 | 2035Scrapers175 | 175 | 0.25 | 0.824 | 3.382 | 0.04 | 0.04 | 0.006 | 568.299 | 0.022 | 0.015 |
| Scrapers | 2035 | 2035Scrapers250 | 250 | 0.229 | 0.717 | 1.175 | 0.026 | 0.026 | 0.006 | 568.299 | 0.02 | 0.015 |
| Scrapers | 2035 | 2035Scrapers500 | 500 | 0.226 | 0.674 | 1.123 | 0.025 | 0.025 | 0.005 | 568.3 | 0.02 | 0.015 |
| Scrapers | 2035 | 2035Scrapers750 | 750 | 0.226 | 0.682 | 1.123 | 0.025 | 0.025 | 0.005 | 568.299 | 0.02 | 0.015 |
| Scrapers | 2040 | 2040Scrapers120 | 120 | 0.316 | 1.715 | 3.833 | 0.04 | 0.04 | 0.006 | 568.299 | 0.028 | 0.015 |
| Scrapers | 2040 | 2040Scrapers175 | 175 | 0.221 | 0.549 | 3.381 | 0.026 | 0.026 | 0.006 | 568.299 | 0.02 | 0.015 |
| Scrapers | 2040 | 2040Scrapers250 | 250 | 0.21 | 0.498 | 1.159 | 0.018 | 0.018 | 0.006 | 568.3 | 0.018 | 0.015 |
| Scrapers | 2040 | 2040Scrapers500 | 500 | 0.209 | 0.475 | 1.1 | 0.017 | 0.017 | 0.005 | 568.299 | 0.018 | 0.015 |
| Scrapers | 2040 | 2040Scrapers750 | 750 | 0.209 | 0.48 | 1.1 | 0.017 | 0.017 | 0.005 | 568.299 | 0.018 | 0.015 |
| Signal Boards | 1990 | 1990Signal Boards15 | 15 | 1.804 | 9.999 | 4.999 | 0.975 | 0.975 | 1.049 | 568.299 | 0.162 | 0.015 |
| Signal Boards | 1990 | 1990Signal Boards50 | 50 | 3.65 | 7.518 | 7.626 | 1.035 | 1.035 | 0.871 | 568.299 | 0.329 | 0.015 |
| Signal Boards | 1990 | 1990Signal Boards120 | 120 | 2.037 | 13.738 | 5.201 | 1.095 | 1.095 | 0.791 | 568.3 | 0.183 | 0.015 |
| Signal Boards | 1990 | 1990Signal Boards175 | 175 | 1.395 | 12.364 | 4.603 | 0.728 | 0.728 | 0.758 | 568.3 | 0.125 | 0.015 |
| Signal Boards | 1990 | 1990Signal Boards250 | 250 | 1.685 | 14.94 | 5.563 | 0.88 | 0.88 | 0.917 | 686.695 | 0.152 | 0.018 |
| Signal Boards | 2000 | 2000Signal Boards15 | 15 | 1.325 | 7.675 | 4.257 | 0.61 | 0.61 | 0.079 | 568.299 | 0.119 | 0.015 |
| Signal Boards | 2000 | 2000Signal Boards50 | 50 | 3.424 | 6.709 | 7.268 | 0.765 | 0.765 | 0.066 | 568.299 | 0.309 | 0.015 |
| Signal Boards | 2000 | 2000Signal Boards120 | 120 | 1.646 | 9.835 | 4.338 | 0.756 | 0.756 | 0.06 | 568.299 | 0.148 | 0.015 |
| Signal Boards | 2000 | 2000Signal Boards175 | 175 | 1.103 | 8.941 | 3.53 | 0.447 | 0.447 | 0.057 | 568.299 | 0.099 | 0.015 |
| Signal Boards | 2000 | 2000Signal Boards250 | 250 | 1.105 | 10.385 | 3.359 | 0.438 | 0.438 | 0.069 | 686.695 | 0.099 | 0.018 |
| Signal Boards | 2005 | 2005Signal Boards15 | 15 | 0.742 | 4.981 | 3.469 | 0.35 | 0.35 | 0.079 | 568.299 | 0.066 | 0.015 |
| Signal Boards | 2005 | 2005Signal Boards50 | 50 | 3.002 | 6.227 | 6.663 | 0.704 | 0.704 | 0.066 | 568.299 | 0.27 | 0.015 |
| Signal Boards | 2005 | 2005Signal Boards120 | 120 | 1.398 | 8.234 | 4 | 0.695 | 0.695 | 0.06 | 568.299 | 0.126 | 0.015 |

| | | | | | | | | | | | | |
|---|---|---|---|---|---|---|---|---|---|---|---|---|
| Signal Boards | 2005 | 2005Signal Boards175 | 175 | 0.91 | 7.528 | 3.185 | 0.383 | 0.383 | 0.057 | 568.3 | 0.082 | 0.015 |
| Signal Boards | 2005 | 2005Signal Boards250 | 250 | 0.778 | 8.577 | 2.245 | 0.303 | 0.303 | 0.069 | 686.695 | 0.07 | 0.018 |
| Signal Boards | 2010 | 2010Signal Boards15 | 15 | 0.661 | 4.142 | 3.469 | 0.155 | 0.155 | 0.008 | 568.299 | 0.059 | 0.015 |
| Signal Boards | 2010 | 2010Signal Boards50 | 50 | 2.343 | 5.792 | 6.009 | 0.571 | 0.571 | 0.007 | 568.299 | 0.211 | 0.015 |
| Signal Boards | 2010 | 2010Signal Boards120 | 120 | 1.059 | 6.693 | 3.811 | 0.56 | 0.56 | 0.006 | 568.299 | 0.095 | 0.015 |
| Signal Boards | 2010 | 2010Signal Boards175 | 175 | 0.701 | 5.958 | 3.102 | 0.311 | 0.311 | 0.006 | 568.299 | 0.063 | 0.015 |
| Signal Boards | 2010 | 2010Signal Boards250 | 250 | 0.551 | 6.749 | 1.651 | 0.212 | 0.212 | 0.007 | 686.695 | 0.049 | 0.018 |
| Signal Boards | 2011 | 2011Signal Boards15 | 15 | 0.661 | 4.142 | 3.469 | 0.156 | 0.156 | 0.008 | 568.299 | 0.059 | 0.015 |
| Signal Boards | 2011 | 2011Signal Boards50 | 50 | 2.178 | 5.698 | 5.834 | 0.541 | 0.541 | 0.007 | 568.299 | 0.196 | 0.015 |
| Signal Boards | 2011 | 2011Signal Boards120 | 120 | 0.986 | 6.327 | 3.774 | 0.535 | 0.535 | 0.006 | 568.299 | 0.089 | 0.015 |
| Signal Boards | 2011 | 2011Signal Boards175 | 175 | 0.658 | 5.615 | 3.09 | 0.298 | 0.298 | 0.006 | 568.299 | 0.059 | 0.015 |
| Signal Boards | 2011 | 2011Signal Boards250 | 250 | 0.506 | 6.272 | 1.548 | 0.19 | 0.19 | 0.007 | 686.695 | 0.045 | 0.018 |
| Signal Boards | 2012 | 2012Signal Boards15 | 15 | 0.661 | 4.142 | 3.469 | 0.16 | 0.16 | 0.008 | 568.299 | 0.059 | 0.015 |
| Signal Boards | 2012 | 2012Signal Boards50 | 50 | 1.995 | 5.596 | 5.632 | 0.508 | 0.508 | 0.007 | 568.299 | 0.18 | 0.015 |
| Signal Boards | 2012 | 2012Signal Boards120 | 120 | 0.903 | 5.923 | 3.733 | 0.498 | 0.498 | 0.006 | 568.299 | 0.082 | 0.015 |
| Signal Boards | 2012 | 2012Signal Boards175 | 175 | 0.611 | 5.246 | 3.077 | 0.275 | 0.275 | 0.006 | 568.3 | 0.055 | 0.015 |
| Signal Boards | 2012 | 2012Signal Boards250 | 250 | 0.469 | 5.81 | 1.483 | 0.171 | 0.171 | 0.007 | 686.695 | 0.042 | 0.018 |
| Signal Boards | 2013 | 2013Signal Boards15 | 15 | 0.661 | 4.142 | 3.469 | 0.161 | 0.161 | 0.008 | 568.299 | 0.059 | 0.015 |
| Signal Boards | 2013 | 2013Signal Boards50 | 50 | 1.808 | 5.362 | 5.427 | 0.465 | 0.465 | 0.007 | 568.299 | 0.163 | 0.015 |
| Signal Boards | 2013 | 2013Signal Boards120 | 120 | 0.833 | 5.532 | 3.694 | 0.456 | 0.456 | 0.006 | 568.299 | 0.075 | 0.015 |
| Signal Boards | 2013 | 2013Signal Boards175 | 175 | 0.564 | 4.903 | 3.067 | 0.252 | 0.252 | 0.006 | 568.3 | 0.05 | 0.015 |
| Signal Boards | 2013 | 2013Signal Boards250 | 250 | 0.439 | 5.369 | 1.439 | 0.156 | 0.156 | 0.007 | 686.695 | 0.039 | 0.018 |
| Signal Boards | 2014 | 2014Signal Boards15 | 15 | 0.661 | 4.142 | 3.469 | 0.161 | 0.161 | 0.008 | 568.299 | 0.059 | 0.015 |
| Signal Boards | 2014 | 2014Signal Boards50 | 50 | 1.625 | 5.139 | 5.231 | 0.422 | 0.422 | 0.007 | 568.299 | 0.146 | 0.015 |
| Signal Boards | 2014 | 2014Signal Boards120 | 120 | 0.759 | 5.186 | 3.658 | 0.414 | 0.414 | 0.006 | 568.299 | 0.068 | 0.015 |
| Signal Boards | 2014 | 2014Signal Boards175 | 175 | 0.52 | 4.582 | 3.058 | 0.228 | 0.228 | 0.006 | 568.299 | 0.046 | 0.015 |
| Signal Boards | 2014 | 2014Signal Boards250 | 250 | 0.408 | 4.857 | 1.402 | 0.141 | 0.141 | 0.007 | 686.695 | 0.036 | 0.018 |
| Signal Boards | 2015 | 2015Signal Boards15 | 15 | 0.661 | 4.142 | 3.469 | 0.161 | 0.161 | 0.008 | 568.299 | 0.059 | 0.015 |
| Signal Boards | 2015 | 2015Signal Boards50 | 50 | 1.461 | 4.943 | 5.068 | 0.382 | 0.382 | 0.007 | 568.299 | 0.131 | 0.015 |
| Signal Boards | 2015 | 2015Signal Boards120 | 120 | 0.687 | 4.791 | 3.624 | 0.371 | 0.371 | 0.006 | 568.299 | 0.062 | 0.015 |
| Signal Boards | 2015 | 2015Signal Boards175 | 175 | 0.474 | 4.136 | 3.052 | 0.205 | 0.205 | 0.006 | 568.299 | 0.042 | 0.015 |
| Signal Boards | 2015 | 2015Signal Boards250 | 250 | 0.38 | 4.365 | 1.371 | 0.127 | 0.127 | 0.007 | 686.695 | 0.034 | 0.018 |
| Signal Boards | 2016 | 2016Signal Boards15 | 15 | 0.661 | 4.142 | 3.469 | 0.161 | 0.161 | 0.008 | 568.299 | 0.059 | 0.015 |
| Signal Boards | 2016 | 2016Signal Boards50 | 50 | 1.306 | 4.761 | 4.921 | 0.343 | 0.343 | 0.007 | 568.299 | 0.117 | 0.015 |
| Signal Boards | 2016 | 2016Signal Boards120 | 120 | 0.618 | 4.414 | 3.594 | 0.33 | 0.33 | 0.006 | 568.299 | 0.055 | 0.015 |
| Signal Boards | 2016 | 2016Signal Boards175 | 175 | 0.43 | 3.708 | 3.047 | 0.183 | 0.183 | 0.006 | 568.299 | 0.038 | 0.015 |
| Signal Boards | 2016 | 2016Signal Boards250 | 250 | 0.354 | 3.894 | 1.344 | 0.114 | 0.114 | 0.007 | 686.695 | 0.031 | 0.018 |
| Signal Boards | 2017 | 2017Signal Boards15 | 15 | 0.661 | 4.142 | 3.469 | 0.161 | 0.161 | 0.008 | 568.299 | 0.059 | 0.015 |
| Signal Boards | 2017 | 2017Signal Boards50 | 50 | 1.158 | 4.59 | 4.785 | 0.306 | 0.306 | 0.007 | 568.299 | 0.104 | 0.015 |
| Signal Boards | 2017 | 2017Signal Boards120 | 120 | 0.553 | 4.059 | 3.566 | 0.29 | 0.29 | 0.006 | 568.299 | 0.049 | 0.015 |
| Signal Boards | 2017 | 2017Signal Boards175 | 175 | 0.388 | 3.305 | 3.044 | 0.161 | 0.161 | 0.006 | 568.299 | 0.035 | 0.015 |
| Signal Boards | 2017 | 2017Signal Boards250 | 250 | 0.33 | 3.452 | 1.323 | 0.101 | 0.101 | 0.007 | 686.695 | 0.029 | 0.018 |
| Signal Boards | 2018 | 2018Signal Boards15 | 15 | 0.661 | 4.142 | 3.469 | 0.161 | 0.161 | 0.008 | 568.299 | 0.059 | 0.015 |
| Signal Boards | 2018 | 2018Signal Boards50 | 50 | 1.018 | 4.427 | 4.657 | 0.27 | 0.27 | 0.007 | 568.299 | 0.091 | 0.015 |
| Signal Boards | 2018 | 2018Signal Boards120 | 120 | 0.492 | 3.723 | 3.541 | 0.252 | 0.252 | 0.006 | 568.299 | 0.044 | 0.015 |
| Signal Boards | 2018 | 2018Signal Boards175 | 175 | 0.351 | 2.93 | 3.043 | 0.141 | 0.141 | 0.006 | 568.299 | 0.031 | 0.015 |
| Signal Boards | 2018 | 2018Signal Boards250 | 250 | 0.309 | 3.04 | 1.306 | 0.09 | 0.09 | 0.007 | 686.695 | 0.027 | 0.018 |
| Signal Boards | 2019 | 2019Signal Boards15 | 15 | 0.661 | 4.142 | 3.47 | 0.161 | 0.161 | 0.008 | 568.299 | 0.059 | 0.015 |
| Signal Boards | 2019 | 2019Signal Boards50 | 50 | 0.887 | 4.272 | 4.538 | 0.236 | 0.236 | 0.007 | 568.3 | 0.08 | 0.015 |
| Signal Boards | 2019 | 2019Signal Boards120 | 120 | 0.437 | 3.41 | 3.519 | 0.216 | 0.216 | 0.006 | 568.299 | 0.039 | 0.015 |
| Signal Boards | 2019 | 2019Signal Boards175 | 175 | 0.321 | 2.601 | 3.043 | 0.125 | 0.125 | 0.006 | 568.299 | 0.029 | 0.015 |
| Signal Boards | 2019 | 2019Signal Boards250 | 250 | 0.291 | 2.676 | 1.292 | 0.08 | 0.08 | 0.007 | 686.695 | 0.026 | 0.018 |
| Signal Boards | 2020 | 2020Signal Boards15 | 15 | 0.661 | 4.142 | 3.469 | 0.161 | 0.161 | 0.008 | 568.299 | 0.059 | 0.015 |
| Signal Boards | 2020 | 2020Signal Boards50 | 50 | 0.788 | 4.132 | 4.448 | 0.206 | 0.206 | 0.007 | 568.299 | 0.071 | 0.015 |
| Signal Boards | 2020 | 2020Signal Boards120 | 120 | 0.395 | 3.134 | 3.504 | 0.187 | 0.187 | 0.006 | 568.299 | 0.035 | 0.015 |
| Signal Boards | 2020 | 2020Signal Boards175 | 175 | 0.298 | 2.309 | 3.043 | 0.11 | 0.11 | 0.006 | 568.299 | 0.026 | 0.015 |
| Signal Boards | 2020 | 2020Signal Boards250 | 250 | 0.274 | 2.35 | 1.281 | 0.071 | 0.071 | 0.007 | 686.695 | 0.024 | 0.018 |
| Signal Boards | 2021 | 2021Signal Boards15 | 15 | 0.661 | 4.142 | 3.469 | 0.161 | 0.161 | 0.008 | 568.299 | 0.059 | 0.015 |
| Signal Boards | 2021 | 2021Signal Boards50 | 50 | 0.714 | 4.002 | 4.38 | 0.179 | 0.179 | 0.007 | 568.299 | 0.064 | 0.015 |
| Signal Boards | 2021 | 2021Signal Boards120 | 120 | 0.363 | 2.889 | 3.493 | 0.162 | 0.162 | 0.006 | 568.299 | 0.032 | 0.015 |
| Signal Boards | 2021 | 2021Signal Boards175 | 175 | 0.278 | 2.043 | 3.043 | 0.098 | 0.098 | 0.006 | 568.299 | 0.025 | 0.015 |
| Signal Boards | 2021 | 2021Signal Boards250 | 250 | 0.26 | 2.053 | 1.273 | 0.063 | 0.063 | 0.007 | 686.695 | 0.023 | 0.018 |
| Signal Boards | 2022 | 2022Signal Boards15 | 15 | 0.661 | 4.142 | 3.469 | 0.161 | 0.161 | 0.008 | 568.3 | 0.059 | 0.015 |
| Signal Boards | 2022 | 2022Signal Boards50 | 50 | 0.655 | 3.88 | 4.325 | 0.154 | 0.154 | 0.007 | 568.299 | 0.059 | 0.015 |
| Signal Boards | 2022 | 2022Signal Boards120 | 120 | 0.337 | 2.668 | 3.484 | 0.141 | 0.141 | 0.006 | 568.299 | 0.03 | 0.015 |
| Signal Boards | 2022 | 2022Signal Boards175 | 175 | 0.26 | 1.801 | 3.044 | 0.086 | 0.086 | 0.006 | 568.299 | 0.023 | 0.015 |
| Signal Boards | 2022 | 2022Signal Boards250 | 250 | 0.247 | 1.782 | 1.266 | 0.055 | 0.055 | 0.007 | 686.695 | 0.022 | 0.018 |
| Signal Boards | 2023 | 2023Signal Boards15 | 15 | 0.661 | 4.142 | 3.469 | 0.161 | 0.161 | 0.008 | 568.299 | 0.059 | 0.015 |
| Signal Boards | 2023 | 2023Signal Boards50 | 50 | 0.603 | 3.767 | 4.282 | 0.132 | 0.132 | 0.007 | 568.299 | 0.054 | 0.015 |
| Signal Boards | 2023 | 2023Signal Boards120 | 120 | 0.315 | 2.472 | 3.478 | 0.122 | 0.122 | 0.006 | 568.299 | 0.028 | 0.015 |
| Signal Boards | 2023 | 2023Signal Boards175 | 175 | 0.244 | 1.602 | 3.045 | 0.075 | 0.075 | 0.006 | 568.299 | 0.022 | 0.015 |
| Signal Boards | 2023 | 2023Signal Boards250 | 250 | 0.235 | 1.562 | 1.263 | 0.048 | 0.048 | 0.007 | 686.695 | 0.021 | 0.018 |
| Signal Boards | 2024 | 2024Signal Boards15 | 15 | 0.661 | 4.142 | 3.469 | 0.161 | 0.161 | 0.008 | 568.299 | 0.059 | 0.015 |
| Signal Boards | 2024 | 2024Signal Boards50 | 50 | 0.559 | 3.662 | 4.247 | 0.114 | 0.114 | 0.007 | 568.299 | 0.05 | 0.015 |
| Signal Boards | 2024 | 2024Signal Boards120 | 120 | 0.296 | 2.315 | 3.474 | 0.105 | 0.105 | 0.006 | 568.299 | 0.026 | 0.015 |
| Signal Boards | 2024 | 2024Signal Boards175 | 175 | 0.229 | 1.427 | 3.047 | 0.065 | 0.065 | 0.006 | 568.299 | 0.02 | 0.015 |
| Signal Boards | 2024 | 2024Signal Boards250 | 250 | 0.224 | 1.37 | 1.259 | 0.041 | 0.041 | 0.007 | 686.695 | 0.02 | 0.018 |
| Signal Boards | 2025 | 2025Signal Boards15 | 15 | 0.661 | 4.142 | 3.469 | 0.161 | 0.161 | 0.008 | 568.299 | 0.059 | 0.015 |
| Signal Boards | 2025 | 2025Signal Boards50 | 50 | 0.522 | 3.561 | 4.217 | 0.098 | 0.098 | 0.007 | 568.299 | 0.047 | 0.015 |
| Signal Boards | 2025 | 2025Signal Boards120 | 120 | 0.278 | 2.179 | 3.47 | 0.089 | 0.089 | 0.006 | 568.299 | 0.025 | 0.015 |
| Signal Boards | 2025 | 2025Signal Boards175 | 175 | 0.215 | 1.262 | 3.049 | 0.055 | 0.055 | 0.006 | 568.299 | 0.019 | 0.015 |
| Signal Boards | 2025 | 2025Signal Boards250 | 250 | 0.213 | 1.192 | 1.257 | 0.035 | 0.035 | 0.007 | 686.695 | 0.019 | 0.018 |
| Signal Boards | 2030 | 2030Signal Boards15 | 15 | 0.661 | 4.142 | 3.47 | 0.161 | 0.161 | 0.008 | 568.299 | 0.059 | 0.015 |
| Signal Boards | 2030 | 2030Signal Boards50 | 50 | 0.393 | 3.193 | 4.099 | 0.04 | 0.04 | 0.007 | 568.299 | 0.035 | 0.015 |
| Signal Boards | 2030 | 2030Signal Boards120 | 120 | 0.213 | 1.657 | 3.451 | 0.035 | 0.035 | 0.006 | 568.3 | 0.019 | 0.015 |
| Signal Boards | 2030 | 2030Signal Boards175 | 175 | 0.157 | 0.585 | 3.048 | 0.024 | 0.024 | 0.006 | 568.299 | 0.014 | 0.015 |
| Signal Boards | 2030 | 2030Signal Boards250 | 250 | 0.176 | 0.594 | 1.255 | 0.019 | 0.019 | 0.007 | 686.695 | 0.015 | 0.018 |
| Signal Boards | 2035 | 2035Signal Boards15 | 15 | 0.661 | 4.142 | 3.469 | 0.161 | 0.161 | 0.008 | 568.299 | 0.059 | 0.015 |
| Signal Boards | 2035 | 2035Signal Boards50 | 50 | 0.356 | 3.082 | 4.067 | 0.02 | 0.02 | 0.007 | 568.299 | 0.032 | 0.015 |
| Signal Boards | 2035 | 2035Signal Boards120 | 120 | 0.192 | 1.482 | 3.445 | 0.018 | 0.018 | 0.006 | 568.299 | 0.017 | 0.015 |
| Signal Boards | 2035 | 2035Signal Boards175 | 175 | 0.138 | 0.372 | 3.048 | 0.014 | 0.014 | 0.006 | 568.299 | 0.012 | 0.015 |
| Signal Boards | 2035 | 2035Signal Boards250 | 250 | 0.162 | 0.401 | 1.254 | 0.014 | 0.014 | 0.007 | 686.695 | 0.014 | 0.018 |
| Signal Boards | 2040 | 2040Signal Boards15 | 15 | 0.661 | 4.142 | 3.469 | 0.161 | 0.161 | 0.008 | 568.299 | 0.059 | 0.015 |
| Signal Boards | 2040 | 2040Signal Boards50 | 50 | 0.356 | 3.037 | 4.074 | 0.014 | 0.014 | 0.007 | 568.299 | 0.032 | 0.015 |
| Signal Boards | 2040 | 2040Signal Boards120 | 120 | 0.188 | 1.428 | 3.447 | 0.013 | 0.013 | 0.006 | 568.299 | 0.016 | 0.015 |
| Signal Boards | 2040 | 2040Signal Boards175 | 175 | 0.131 | 0.296 | 3.05 | 0.011 | 0.011 | 0.006 | 568.299 | 0.011 | 0.015 |
| Signal Boards | 2040 | 2040Signal Boards250 | 250 | 0.157 | 0.341 | 1.255 | 0.012 | 0.012 | 0.007 | 686.695 | 0.014 | 0.018 |
| Skid Steer Loaders | 1990 | 1990Skid Steer Loaders25 | 25 | 2.213 | 6.919 | 4.999 | 0.741 | 0.741 | 0.855 | 568.299 | 0.199 | 0.015 |
| Skid Steer Loaders | 1990 | 1990Skid Steer Loaders50 | 50 | 4.466 | 7.821 | 9.113 | 1.202 | 1.202 | 0.871 | 568.299 | 0.403 | 0.015 |
| Skid Steer Loaders | 1990 | 1990Skid Steer Loaders120 | 120 | 2.252 | 14.506 | 5.536 | 1.262 | 1.262 | 0.791 | 568.299 | 0.203 | 0.015 |
| Skid Steer Loaders | 2000 | 2000Skid Steer Loaders25 | 25 | 2.092 | 6.403 | 4.777 | 0.568 | 0.568 | 0.065 | 568.299 | 0.188 | 0.015 |
| Skid Steer Loaders | 2000 | 2000Skid Steer Loaders50 | 50 | 3.723 | 6.733 | 7.849 | 0.816 | 0.816 | 0.066 | 568.299 | 0.335 | 0.015 |
| Skid Steer Loaders | 2000 | 2000Skid Steer Loaders120 | 120 | 1.579 | 9.028 | 4.162 | 0.779 | 0.779 | 0.06 | 568.299 | 0.142 | 0.015 |
| Skid Steer Loaders | 2005 | 2005Skid Steer Loaders25 | 25 | 1.505 | 5.913 | 3.709 | 0.461 | 0.461 | 0.065 | 568.299 | 0.135 | 0.015 |
| Skid Steer Loaders | 2005 | 2005Skid Steer Loaders50 | 50 | 3.024 | 6.068 | 6.864 | 0.716 | 0.716 | 0.066 | 568.3 | 0.272 | 0.015 |
| Skid Steer Loaders | 2005 | 2005Skid Steer Loaders120 | 120 | 1.339 | 7.653 | 3.988 | 0.712 | 0.712 | 0.06 | 568.299 | 0.12 | 0.015 |
| Skid Steer Loaders | 2010 | 2010Skid Steer Loaders25 | 25 | 0.9995 | 5.29745 | 4.48486 | 0.4354 | 0.4006 | 0.0054 | 586.3356 | 0.1707 | 0.015 |
| Skid Steer Loaders | 2010 | 2010Skid Steer Loaders50 | 50 | 0.9995 | 5.29745 | 4.48486 | 0.4354 | 0.4006 | 0.0054 | 586.3356 | 0.1707 | 0.015 |
| Skid Steer Loaders | 2010 | 2010Skid Steer Loaders120 | 120 | 0.4242 | 5.19396 | 3.40768 | 0.3441 | 0.3166 | 0.0049 | 525.6915 | 0.153 | 0.013 |
| Skid Steer Loaders | 2011 | 20115kid Steer Loaders25 | 25 | 0.8871 | 5.2163 | 4.32754 | 0.402 | 0.3698 | 0.0054 | 584.7285 | 0.1706 | 0.015 |
| Skid Steer Loaders | 2011 | 20115kid Steer Loaders50 | 50 | 0.8871 | 5.2163 | 4.32754 | 0.402 | 0.3698 | 0.0054 | 584.7285 | 0.1706 | 0.015 |
| Skid Steer Loaders | 2011 | 20115kid Steer Loaders120 | 120 | 0.3867 | 4.88341 | 3.38539 | 0.3163 | 0.291 | 0.0049 | 524.0915 | 0.1529 | 0.013 |
| Skid Steer Loaders | 2012 | 20125kid Steer Loaders25 | 25 | 0.8666 | 5.12974 | 4.33156 | 0.3877 | 0.3567 | 0.0054 | 583.1258 | 0.1706 | 0.015 |
| Skid Steer Loaders | 2012 | 20125kid Steer Loaders50 | 50 | 0.8666 | 5.12974 | 4.33156 | 0.3877 | 0.3567 | 0.0054 | 583.1258 | 0.1706 | 0.015 |
| Skid Steer Loaders | 2012 | 20125kid Steer Loaders120 | 120 | 0.3725 | 4.73478 | 3.38462 | 0.3031 | 0.2788 | 0.0049 | 522.5357 | 0.1529 | 0.013 |
| Skid Steer Loaders | 2013 | 20135kid Steer Loaders25 | 25 | 0.7635 | 4.84472 | 4.17576 | 0.3375 | 0.3105 | 0.0054 | 580.0144 | 0.1705 | 0.015 |
| Skid Steer Loaders | 2013 | 20135kid Steer Loaders50 | 50 | 0.7635 | 4.84472 | 4.17576 | 0.3375 | 0.3103 | 0.0054 | 580.0144 | 0.1705 | 0.015 |
| Skid Steer Loaders | 2013 | 20135kid Steer Loaders120 | 120 | 0.3403 | 4.44237 | 3.36337 | 0.271 | 0.2494 | 0.0049 | 519.6388 | 0.1528 | 0.013 |
| Skid Steer Loaders | 2014 | 20145kid Steer Loaders25 | 25 | 0.6644 | 4.54075 | 4.01585 | 0.2856 | 0.2628 | 0.0054 | 577.0757 | 0.1705 | 0.015 |
| Skid Steer Loaders | 2014 | 20145kid Steer Loaders50 | 50 | 0.6644 | 4.54075 | 4.01585 | 0.2856 | 0.2628 | 0.0054 | 577.0757 | 0.1705 | 0.015 |
| Skid Steer Loaders | 2014 | 20145kid Steer Loaders120 | 120 | 0.3041 | 4.0133 | 3.33829 | 0.2345 | 0.2158 | 0.0049 | 517.0621 | 0.1528 | 0.013 |
| Skid Steer Loaders | 2015 | 20155kid Steer Loaders25 | 25 | 0.6392 | 4.43612 | 4.00436 | 0.2674 | 0.246 | 0.0054 | 571.4195 | 0.1706 | 0.015 |
| Skid Steer Loaders | 2015 | 20155kid Steer Loaders50 | 50 | 0.6392 | 4.43612 | 4.00436 | 0.2674 | 0.246 | 0.0054 | 571.4195 | 0.1706 | 0.015 |

| | | | | | | | | | | | | |
|---|---|---|---|---|---|---|---|---|---|---|---|---|
| Skid Steer Loaders | 2015 | 2015Skid Steer Loaders120 | 120 | 0.2939 | 3.8105 | 3.33751 | 0.2202 | 0.2026 | 0.0049 | 511.595 | 0.1527 | 0.013 |
| Skid Steer Loaders | 2016 | 2016Skid Steer Loaders25 | 25 | 0.5992 | 4.26784 | 3.95661 | 0.2406 | 0.2213 | 0.0054 | 565.2281 | 0.1705 | 0.014 |
| Skid Steer Loaders | 2016 | 2016Skid Steer Loaders50 | 50 | 0.5992 | 4.26784 | 3.95661 | 0.2406 | 0.2213 | 0.0054 | 565.2281 | 0.1705 | 0.014 |
| Skid Steer Loaders | 2016 | 2016Skid Steer Loaders120 | 120 | 0.2731 | 3.53439 | 3.32767 | 0.1974 | 0.1816 | 0.0049 | 506.2971 | 0.1527 | 0.013 |
| Skid Steer Loaders | 2017 | 2017Skid Steer Loaders25 | 25 | 0.5684 | 4.11272 | 3.91907 | 0.2175 | 0.2001 | 0.0054 | 556.7144 | 0.1706 | 0.014 |
| Skid Steer Loaders | 2017 | 2017Skid Steer Loaders50 | 50 | 0.5684 | 4.11272 | 3.91907 | 0.2175 | 0.2001 | 0.0054 | 556.7144 | 0.1706 | 0.014 |
| Skid Steer Loaders | 2017 | 2017Skid Steer Loaders120 | 120 | 0.2553 | 3.28618 | 3.31863 | 0.1766 | 0.1625 | 0.0049 | 498.3256 | 0.1527 | 0.013 |
| Skid Steer Loaders | 2018 | 2018Skid Steer Loaders25 | 25 | 0.4871 | 3.88962 | 3.78725 | 0.1783 | 0.164 | 0.0054 | 547.5575 | 0.1705 | 0.014 |
| Skid Steer Loaders | 2018 | 2018Skid Steer Loaders50 | 50 | 0.4871 | 3.88962 | 3.78725 | 0.1783 | 0.164 | 0.0054 | 547.5575 | 0.1705 | 0.014 |
| Skid Steer Loaders | 2018 | 2018Skid Steer Loaders120 | 120 | 0.2158 | 2.86 | 3.28204 | 0.1398 | 0.1286 | 0.0049 | 490.0935 | 0.1526 | 0.013 |
| Skid Steer Loaders | 2019 | 2019Skid Steer Loaders25 | 25 | 0.4464 | 3.75009 | 3.73957 | 0.1536 | 0.1413 | 0.0054 | 539.2667 | 0.1706 | 0.014 |
| Skid Steer Loaders | 2019 | 2019Skid Steer Loaders50 | 50 | 0.4464 | 3.75009 | 3.73957 | 0.1536 | 0.1413 | 0.0054 | 539.2667 | 0.1706 | 0.014 |
| Skid Steer Loaders | 2019 | 2019Skid Steer Loaders120 | 120 | 0.1994 | 2.65586 | 3.27736 | 0.1217 | 0.1119 | 0.0049 | 482.3844 | 0.1526 | 0.012 |
| Skid Steer Loaders | 2020 | 2020Skid Steer Loaders25 | 25 | 0.4393 | 3.69113 | 3.76397 | 0.1447 | 0.1331 | 0.0054 | 527.7577 | 0.1707 | 0.014 |
| Skid Steer Loaders | 2020 | 2020Skid Steer Loaders50 | 50 | 0.4393 | 3.69113 | 3.76397 | 0.1447 | 0.1331 | 0.0054 | 527.7577 | 0.1707 | 0.014 |
| Skid Steer Loaders | 2020 | 2020Skid Steer Loaders120 | 120 | 0.1884 | 2.5046 | 3.2771 | 0.1084 | 0.0997 | 0.0049 | 471.9075 | 0.1526 | 0.012 |
| Skid Steer Loaders | 2021 | 2021Skid Steer Loaders25 | 25 | 0.4088 | 3.57304 | 3.73158 | 0.1263 | 0.1162 | 0.0054 | 527.4501 | 0.1706 | 0.014 |
| Skid Steer Loaders | 2021 | 2021Skid Steer Loaders50 | 50 | 0.4088 | 3.57304 | 3.73158 | 0.1263 | 0.1162 | 0.0054 | 527.4501 | 0.1706 | 0.014 |
| Skid Steer Loaders | 2021 | 2021Skid Steer Loaders120 | 120 | 0.178 | 2.36588 | 3.27687 | 0.0963 | 0.0886 | 0.0049 | 471.9774 | 0.1526 | 0.012 |
| Skid Steer Loaders | 2022 | 2022Skid Steer Loaders25 | 25 | 0.3649 | 3.43256 | 3.65597 | 0.103 | 0.0947 | 0.0054 | 527.2726 | 0.1705 | 0.014 |
| Skid Steer Loaders | 2022 | 2022Skid Steer Loaders50 | 50 | 0.3649 | 3.43256 | 3.65597 | 0.103 | 0.0947 | 0.0054 | 527.2726 | 0.1705 | 0.014 |
| Skid Steer Loaders | 2022 | 2022Skid Steer Loaders120 | 120 | 0.1641 | 2.18922 | 3.27037 | 0.0814 | 0.0748 | 0.0049 | 472.4321 | 0.1528 | 0.012 |
| Skid Steer Loaders | 2023 | 2023Skid Steer Loaders25 | 25 | 0.3534 | 3.37057 | 3.65358 | 0.0933 | 0.0858 | 0.0054 | 527.4231 | 0.1705 | 0.014 |
| Skid Steer Loaders | 2023 | 2023Skid Steer Loaders50 | 50 | 0.3534 | 3.37057 | 3.65358 | 0.0933 | 0.0858 | 0.0054 | 527.4231 | 0.1706 | 0.014 |
| Skid Steer Loaders | 2023 | 2023Skid Steer Loaders120 | 120 | 0.1534 | 2.03854 | 3.26613 | 0.069 | 0.0634 | 0.0049 | 472.656 | 0.1529 | 0.012 |
| Skid Steer Loaders | 2024 | 2024Skid Steer Loaders25 | 25 | 0.3495 | 3.34552 | 3.67076 | 0.0887 | 0.0816 | 0.0054 | 527.8005 | 0.1707 | 0.014 |
| Skid Steer Loaders | 2024 | 2024Skid Steer Loaders50 | 50 | 0.3495 | 3.34552 | 3.67076 | 0.0887 | 0.0816 | 0.0054 | 527.8005 | 0.1707 | 0.014 |
| Skid Steer Loaders | 2024 | 2024Skid Steer Loaders120 | 120 | 0.1459 | 1.94841 | 3.26403 | 0.0626 | 0.0576 | 0.0049 | 472.847 | 0.1529 | 0.012 |
| Skid Steer Loaders | 2025 | 2025Skid Steer Loaders25 | 25 | 0.3413 | 3.30934 | 3.6601 | 0.0839 | 0.0772 | 0.0055 | 527.8608 | 0.1707 | 0.014 |
| Skid Steer Loaders | 2025 | 2025Skid Steer Loaders50 | 50 | 0.3413 | 3.30934 | 3.6601 | 0.0839 | 0.0772 | 0.0055 | 527.8608 | 0.1707 | 0.014 |
| Skid Steer Loaders | 2025 | 2025Skid Steer Loaders120 | 120 | 0.1398 | 1.86736 | 3.25156 | 0.0567 | 0.0521 | 0.0049 | 472.6295 | 0.1529 | 0.012 |
| Skid Steer Loaders | 2030 | 2030Skid Steer Loaders25 | 25 | 0.685 | 4.332 | 2.34 | 0.162 | 0.162 | 0.007 | 568.299 | 0.061 | 0.015 |
| Skid Steer Loaders | 2030 | 2030Skid Steer Loaders50 | 50 | 0.411 | 3.128 | 4.386 | 0.018 | 0.018 | 0.007 | 568.299 | 0.037 | 0.015 |
| Skid Steer Loaders | 2030 | 2030Skid Steer Loaders120 | 120 | 0.214 | 1.477 | 3.538 | 0.017 | 0.017 | 0.006 | 568.299 | 0.019 | 0.015 |
| Skid Steer Loaders | 2035 | 2035Skid Steer Loaders25 | 25 | 0.685 | 4.332 | 2.339 | 0.161 | 0.161 | 0.007 | 568.299 | 0.061 | 0.015 |
| Skid Steer Loaders | 2035 | 2035Skid Steer Loaders50 | 50 | 0.411 | 3.097 | 4.39 | 0.015 | 0.015 | 0.007 | 568.299 | 0.037 | 0.015 |
| Skid Steer Loaders | 2035 | 2035Skid Steer Loaders120 | 120 | 0.211 | 1.442 | 3.54 | 0.014 | 0.014 | 0.006 | 568.299 | 0.019 | 0.015 |
| Skid Steer Loaders | 2040 | 2040Skid Steer Loaders25 | 25 | 0.685 | 4.332 | 2.339 | 0.161 | 0.161 | 0.007 | 568.299 | 0.061 | 0.015 |
| Skid Steer Loaders | 2040 | 2040Skid Steer Loaders50 | 50 | 0.411 | 3.093 | 4.392 | 0.014 | 0.014 | 0.007 | 568.299 | 0.037 | 0.015 |
| Skid Steer Loaders | 2040 | 2040Skid Steer Loaders120 | 120 | 0.211 | 1.435 | 3.54 | 0.013 | 0.013 | 0.006 | 568.3 | 0.019 | 0.015 |
| Surfacing Equipment | 1990 | 1990Surfacing Equipment50 | 50 | 4.203 | 7.726 | 8.629 | 1.147 | 1.147 | 0.871 | 568.299 | 0.379 | 0.015 |
| Surfacing Equipment | 1990 | 1990Surfacing Equipment120 | 120 | 2.203 | 14.403 | 5.473 | 1.214 | 1.214 | 0.791 | 568.299 | 0.198 | 0.015 |
| Surfacing Equipment | 1990 | 1990Surfacing Equipment175 | 175 | 1.707 | 13.91 | 4.883 | 0.927 | 0.927 | 0.758 | 568.3 | 0.154 | 0.015 |
| Surfacing Equipment | 1990 | 1990Surfacing Equipment250 | 250 | 1.707 | 13.91 | 4.883 | 0.927 | 0.927 | 0.758 | 568.299 | 0.154 | 0.015 |
| Surfacing Equipment | 1990 | 1990Surfacing Equipment500 | 500 | 1.526 | 13.316 | 9.66 | 0.805 | 0.805 | 0.662 | 568.299 | 0.137 | 0.015 |
| Surfacing Equipment | 1990 | 1990Surfacing Equipment750 | 750 | 1.526 | 13.316 | 9.66 | 0.82 | 0.82 | 1.018 | 568.299 | 0.137 | 0.015 |
| Surfacing Equipment | 2000 | 2000Surfacing Equipment50 | 50 | 3.509 | 6.755 | 7.426 | 0.779 | 0.779 | 0.066 | 568.299 | 0.316 | 0.015 |
| Surfacing Equipment | 2000 | 2000Surfacing Equipment120 | 120 | 1.671 | 9.991 | 4.385 | 0.768 | 0.768 | 0.06 | 568.299 | 0.15 | 0.015 |
| Surfacing Equipment | 2000 | 2000Surfacing Equipment175 | 175 | 1.133 | 9.132 | 3.583 | 0.458 | 0.458 | 0.057 | 568.299 | 0.102 | 0.015 |
| Surfacing Equipment | 2000 | 2000Surfacing Equipment250 | 250 | 0.97 | 8.84 | 2.937 | 0.385 | 0.385 | 0.057 | 568.299 | 0.087 | 0.015 |
| Surfacing Equipment | 2000 | 2000Surfacing Equipment500 | 500 | 0.899 | 8.551 | 4.584 | 0.347 | 0.347 | 0.05 | 568.299 | 0.081 | 0.015 |
| Surfacing Equipment | 2000 | 2000Surfacing Equipment750 | 750 | 0.899 | 8.551 | 4.584 | 0.347 | 0.347 | 0.052 | 568.299 | 0.081 | 0.015 |
| Surfacing Equipment | 2005 | 2005Surfacing Equipment50 | 50 | 3.148 | 6.318 | 6.936 | 0.727 | 0.727 | 0.066 | 568.3 | 0.284 | 0.015 |
| Surfacing Equipment | 2005 | 2005Surfacing Equipment120 | 120 | 1.458 | 8.636 | 4.122 | 0.718 | 0.718 | 0.06 | 568.299 | 0.131 | 0.015 |
| Surfacing Equipment | 2005 | 2005Surfacing Equipment175 | 175 | 0.952 | 7.874 | 3.316 | 0.402 | 0.402 | 0.057 | 568.3 | 0.085 | 0.015 |
| Surfacing Equipment | 2005 | 2005Surfacing Equipment250 | 250 | 0.73 | 7.529 | 2.16 | 0.29 | 0.29 | 0.057 | 568.299 | 0.065 | 0.015 |
| Surfacing Equipment | 2005 | 2005Surfacing Equipment500 | 500 | 0.65 | 6.988 | 3.023 | 0.26 | 0.26 | 0.05 | 568.299 | 0.058 | 0.015 |
| Surfacing Equipment | 2005 | 2005Surfacing Equipment750 | 750 | 0.664 | 7.132 | 3.019 | 0.262 | 0.262 | 0.052 | 568.299 | 0.059 | 0.015 |
| Surfacing Equipment | 2010 | 2010Surfacing Equipment50 | 50 | 1.2848 | 5.66618 | 4.99949 | 0.4788 | 0.4405 | 0.0055 | 593.0498 | 0.1726 | 0.015 |
| Surfacing Equipment | 2010 | 2010Surfacing Equipment120 | 120 | 0.6142 | 6.16537 | 3.59404 | 0.4366 | 0.4017 | 0.0049 | 524.0289 | 0.1525 | 0.013 |
| Surfacing Equipment | 2010 | 2010Surfacing Equipment175 | 175 | 0.557 | 6.60554 | 3.09066 | 0.3178 | 0.2924 | 0.0048 | 522.4909 | 0.1521 | 0.013 |
| Surfacing Equipment | 2010 | 2010Surfacing Equipment250 | 250 | 0.4107 | 6.37687 | 1.7501 | 0.2119 | 0.195 | 0.0049 | 530.3611 | 0.1544 | 0.014 |
| Surfacing Equipment | 2010 | 2010Surfacing Equipment500 | 500 | 0.2508 | 4.43284 | 1.5491 | 0.1443 | 0.1327 | 0.0049 | 522.9659 | 0.1522 | 0.013 |
| Surfacing Equipment | 2010 | 2010Surfacing Equipment750 | 750 | 0.1756 | 3.5514 | 1.09654 | 0.1116 | 0.1027 | 0.0049 | 524.8847 | 0.1528 | 0.013 |
| Surfacing Equipment | 2011 | 2011Surfacing Equipment50 | 50 | 1.2405 | 5.62022 | 4.93391 | 0.4673 | 0.4299 | 0.0055 | 590.2612 | 0.1722 | 0.015 |
| Surfacing Equipment | 2011 | 2011Surfacing Equipment120 | 120 | 0.5972 | 5.98734 | 3.58797 | 0.4274 | 0.3932 | 0.0049 | 522.8446 | 0.1526 | 0.013 |
| Surfacing Equipment | 2011 | 2011Surfacing Equipment175 | 175 | 0.5438 | 6.46356 | 3.07389 | 0.3119 | 0.287 | 0.0048 | 521.1883 | 0.1521 | 0.013 |
| Surfacing Equipment | 2011 | 2011Surfacing Equipment250 | 250 | 0.4064 | 6.2863 | 1.72048 | 0.2075 | 0.1909 | 0.0049 | 529.0217 | 0.1544 | 0.014 |
| Surfacing Equipment | 2011 | 2011Surfacing Equipment500 | 500 | 0.2433 | 4.26701 | 1.48634 | 0.1358 | 0.125 | 0.0048 | 520.4212 | 0.1519 | 0.013 |
| Surfacing Equipment | 2011 | 2011Surfacing Equipment750 | 750 | 0.1805 | 3.56055 | 1.10325 | 0.1128 | 0.1038 | 0.0049 | 523.5482 | 0.1528 | 0.013 |
| Surfacing Equipment | 2012 | 2012Surfacing Equipment50 | 50 | 1.2609 | 5.63914 | 5.03037 | 0.4725 | 0.4347 | 0.0055 | 588.7118 | 0.1722 | 0.015 |
| Surfacing Equipment | 2012 | 2012Surfacing Equipment120 | 120 | 0.5963 | 5.94999 | 3.59999 | 0.4261 | 0.392 | 0.0049 | 521.4233 | 0.1525 | 0.013 |
| Surfacing Equipment | 2012 | 2012Surfacing Equipment175 | 175 | 0.5492 | 6.48747 | 3.0893 | 0.3154 | 0.2902 | 0.0048 | 519.886 | 0.1521 | 0.013 |
| Surfacing Equipment | 2012 | 2012Surfacing Equipment250 | 250 | 0.4048 | 6.22653 | 1.72816 | 0.2072 | 0.1907 | 0.0049 | 527.6815 | 0.1544 | 0.014 |
| Surfacing Equipment | 2012 | 2012Surfacing Equipment500 | 500 | 0.2437 | 4.20283 | 1.49574 | 0.1343 | 0.1236 | 0.0048 | 519.0487 | 0.1518 | 0.013 |
| Surfacing Equipment | 2012 | 2012Surfacing Equipment750 | 750 | 0.1767 | 3.45723 | 1.04051 | 0.1086 | 0.0999 | 0.0049 | 521.0672 | 0.1524 | 0.013 |
| Surfacing Equipment | 2013 | 2013Surfacing Equipment50 | 50 | 1.223 | 5.53803 | 4.99596 | 0.4571 | 0.4205 | 0.0055 | 585.7193 | 0.1722 | 0.015 |
| Surfacing Equipment | 2013 | 2013Surfacing Equipment120 | 120 | 0.5878 | 5.8163 | 3.60266 | 0.415 | 0.3818 | 0.0049 | 518.7481 | 0.1525 | 0.013 |
| Surfacing Equipment | 2013 | 2013Surfacing Equipment175 | 175 | 0.4949 | 5.94134 | 3.00889 | 0.2862 | 0.2633 | 0.0049 | 518.4738 | 0.1524 | 0.013 |
| Surfacing Equipment | 2013 | 2013Surfacing Equipment250 | 250 | 0.3708 | 5.8812 | 1.62196 | 0.187 | 0.172 | 0.0049 | 524.5301 | 0.1542 | 0.013 |
| Surfacing Equipment | 2013 | 2013Surfacing Equipment500 | 500 | 0.2428 | 4.09243 | 1.50462 | 0.1314 | 0.1209 | 0.0048 | 516.1488 | 0.1518 | 0.013 |
| Surfacing Equipment | 2013 | 2013Surfacing Equipment750 | 750 | 0.181 | 3.46124 | 1.04387 | 0.1095 | 0.1008 | 0.0049 | 518.3853 | 0.1524 | 0.013 |
| Surfacing Equipment | 2014 | 2014Surfacing Equipment50 | 50 | 1.1411 | 5.42525 | 4.87668 | 0.4342 | 0.3995 | 0.0055 | 582.7249 | 0.1722 | 0.015 |
| Surfacing Equipment | 2014 | 2014Surfacing Equipment120 | 120 | 0.559 | 5.52029 | 3.58043 | 0.3908 | 0.3595 | 0.0049 | 516.3377 | 0.1526 | 0.013 |
| Surfacing Equipment | 2014 | 2014Surfacing Equipment175 | 175 | 0.4721 | 5.71146 | 3.01212 | 0.2727 | 0.2508 | 0.0049 | 515.8203 | 0.1524 | 0.013 |
| Surfacing Equipment | 2014 | 2014Surfacing Equipment250 | 250 | 0.306 | 5.10182 | 1.43363 | 0.1493 | 0.1374 | 0.0049 | 521.4518 | 0.1541 | 0.013 |
| Surfacing Equipment | 2014 | 2014Surfacing Equipment500 | 500 | 0.237 | 3.8952 | 1.50147 | 0.1255 | 0.1155 | 0.0048 | 513.6157 | 0.1518 | 0.013 |
| Surfacing Equipment | 2014 | 2014Surfacing Equipment750 | 750 | 0.1737 | 3.28435 | 1.02007 | 0.1032 | 0.0949 | 0.0049 | 516.3212 | 0.1526 | 0.013 |
| Surfacing Equipment | 2015 | 2015Surfacing Equipment50 | 50 | 1.028 | 5.25471 | 4.69178 | 0.4019 | 0.3698 | 0.0055 | 576.7706 | 0.1722 | 0.015 |
| Surfacing Equipment | 2015 | 2015Surfacing Equipment120 | 120 | 0.5475 | 5.37414 | 3.57496 | 0.378 | 0.3478 | 0.0049 | 510.1417 | 0.1523 | 0.013 |
| Surfacing Equipment | 2015 | 2015Surfacing Equipment175 | 175 | 0.4773 | 5.73307 | 3.02727 | 0.2756 | 0.2536 | 0.0049 | 510.5481 | 0.1524 | 0.013 |
| Surfacing Equipment | 2015 | 2015Surfacing Equipment250 | 250 | 0.3098 | 5.11205 | 1.44156 | 0.1506 | 0.1385 | 0.0049 | 515.058 | 0.1541 | 0.013 |
| Surfacing Equipment | 2015 | 2015Surfacing Equipment500 | 500 | 0.2408 | 3.90037 | 1.51303 | 0.1265 | 0.1164 | 0.0048 | 508.3985 | 0.1518 | 0.013 |
| Surfacing Equipment | 2015 | 2015Surfacing Equipment750 | 750 | 0.1777 | 3.28678 | 1.02353 | 0.104 | 0.0957 | 0.0049 | 511.1157 | 0.1526 | 0.013 |
| Surfacing Equipment | 2016 | 2016Surfacing Equipment50 | 50 | 1.0447 | 5.27275 | 4.7626 | 0.4061 | 0.3736 | 0.0055 | 570.8145 | 0.1722 | 0.015 |
| Surfacing Equipment | 2016 | 2016Surfacing Equipment120 | 120 | 0.522 | 5.05142 | 3.54977 | 0.3486 | 0.3207 | 0.0049 | 505.0873 | 0.1524 | 0.013 |
| Surfacing Equipment | 2016 | 2016Surfacing Equipment175 | 175 | 0.4576 | 5.45794 | 3.00649 | 0.2651 | 0.2439 | 0.0049 | 504.5576 | 0.1522 | 0.013 |
| Surfacing Equipment | 2016 | 2016Surfacing Equipment250 | 250 | 0.3071 | 5.04791 | 1.42946 | 0.1483 | 0.1365 | 0.0049 | 510.7058 | 0.154 | 0.013 |
| Surfacing Equipment | 2016 | 2016Surfacing Equipment500 | 500 | 0.2171 | 3.46816 | 1.42484 | 0.1111 | 0.1022 | 0.0048 | 502.4709 | 0.1516 | 0.013 |
| Surfacing Equipment | 2016 | 2016Surfacing Equipment750 | 750 | 0.1618 | 2.87955 | 0.99966 | 0.0926 | 0.0852 | 0.0049 | 506.967 | 0.1529 | 0.013 |
| Surfacing Equipment | 2017 | 2017Surfacing Equipment50 | 50 | 0.9282 | 5.0643 | 4.60324 | 0.3651 | 0.3359 | 0.0055 | 564.4772 | 0.173 | 0.014 |
| Surfacing Equipment | 2017 | 2017Surfacing Equipment120 | 120 | 0.5081 | 4.94212 | 3.55587 | 0.3373 | 0.3103 | 0.0049 | 498.36 | 0.1527 | 0.013 |
| Surfacing Equipment | 2017 | 2017Surfacing Equipment175 | 175 | 0.4552 | 5.39296 | 3.00273 | 0.2638 | 0.2427 | 0.0049 | 495.2741 | 0.1521 | 0.013 |
| Surfacing Equipment | 2017 | 2017Surfacing Equipment250 | 250 | 0.2735 | 4.46793 | 1.3431 | 0.1291 | 0.1187 | 0.0049 | 501.8465 | 0.1538 | 0.013 |
| Surfacing Equipment | 2017 | 2017Surfacing Equipment500 | 500 | 0.2037 | 3.10536 | 1.3952 | 0.1026 | 0.0944 | 0.0049 | 496.885 | 0.1522 | 0.013 |
| Surfacing Equipment | 2017 | 2017Surfacing Equipment750 | 750 | 0.1604 | 2.76955 | 1.00272 | 0.0904 | 0.0832 | 0.0049 | 499.7117 | 0.1531 | 0.013 |
| Surfacing Equipment | 2018 | 2018Surfacing Equipment50 | 50 | 0.779 | 4.81982 | 4.35302 | 0.3198 | 0.2942 | 0.0055 | 555.7363 | 0.173 | 0.014 |
| Surfacing Equipment | 2018 | 2018Surfacing Equipment120 | 120 | 0.4141 | 4.28388 | 3.48871 | 0.2685 | 0.247 | 0.0049 | 491.3172 | 0.153 | 0.013 |
| Surfacing Equipment | 2018 | 2018Surfacing Equipment175 | 175 | 0.375 | 4.47527 | 2.97609 | 0.2151 | 0.1979 | 0.0049 | 488.4406 | 0.1521 | 0.013 |
| Surfacing Equipment | 2018 | 2018Surfacing Equipment250 | 250 | 0.241 | 3.98865 | 1.234 | 0.1127 | 0.1037 | 0.0049 | 494.3388 | 0.1538 | 0.013 |
| Surfacing Equipment | 2018 | 2018Surfacing Equipment500 | 500 | 0.1574 | 2.20389 | 1.22557 | 0.0761 | 0.07 | 0.0049 | 487.8722 | 0.1519 | 0.012 |
| Surfacing Equipment | 2018 | 2018Surfacing Equipment750 | 750 | 0.1425 | 2.26863 | 0.99347 | 0.0783 | 0.072 | 0.0049 | 488.86 | 0.1522 | 0.013 |
| Surfacing Equipment | 2019 | 2019Surfacing Equipment50 | 50 | 0.6431 | 4.41999 | 4.0998 | 0.2503 | 0.2303 | 0.0055 | 547.0462 | 0.1731 | 0.014 |
| Surfacing Equipment | 2019 | 2019Surfacing Equipment120 | 120 | 0.3553 | 3.82306 | 3.44856 | 0.2256 | 0.2076 | 0.0049 | 484.0757 | 0.1532 | 0.012 |
| Surfacing Equipment | 2019 | 2019Surfacing Equipment175 | 175 | 0.3571 | 4.23866 | 2.97177 | 0.2036 | 0.1873 | 0.0048 | 479.6717 | 0.1518 | 0.012 |
| Surfacing Equipment | 2019 | 2019Surfacing Equipment250 | 250 | 0.2165 | 3.39993 | 1.21576 | 0.1007 | 0.0927 | 0.0049 | 486.8417 | 0.154 | 0.012 |
| Surfacing Equipment | 2019 | 2019Surfacing Equipment500 | 500 | 0.1455 | 1.89944 | 1.2143 | 0.0681 | 0.0626 | 0.0049 | 481.8965 | 0.1525 | 0.012 |
| Surfacing Equipment | 2019 | 2019Surfacing Equipment750 | 750 | 0.1419 | 2.17879 | 0.99372 | 0.0763 | 0.0702 | 0.0049 | 480.166 | 0.1519 | 0.012 |
| Surfacing Equipment | 2020 | 2020Surfacing Equipment50 | 50 | 0.5356 | 4.23906 | 3.93357 | 0.2164 | 0.1991 | 0.0055 | 535.5275 | 0.1732 | 0.014 |
| Surfacing Equipment | 2020 | 2020Surfacing Equipment120 | 120 | 0.3297 | 3.61216 | 3.43932 | 0.2063 | 0.1898 | 0.0049 | 473.8188 | 0.1532 | 0.012 |
| Surfacing Equipment | 2020 | 2020Surfacing Equipment175 | 175 | 0.3075 | 3.67232 | 2.93068 | 0.1745 | 0.1606 | 0.0048 | 469.2079 | 0.1518 | 0.012 |
| Surfacing Equipment | 2020 | 2020Surfacing Equipment250 | 250 | 0.2119 | 3.22243 | 1.21774 | 0.0972 | 0.0894 | 0.0049 | 476.4261 | 0.1541 | 0.012 |
| Surfacing Equipment | 2020 | 2020Surfacing Equipment500 | 500 | 0.1455 | 1.83755 | 1.21902 | 0.0669 | 0.0615 | 0.0049 | 471.6331 | 0.1525 | 0.012 |

| | | | | | | | | | | | | | |
|---|---|---|---|---|---|---|---|---|---|---|---|---|---|
| Surfacing Equipment | 2020 | 2020Surfacing Equipment750 | 750 | 0.1419 | 2.09374 | 0.99569 | 0.0744 | 0.0684 | 0.0049 | 469.6252 | 0.1519 | 0.012 |
| Surfacing Equipment | 2021 | 2021Surfacing Equipment50 | 50 | 0.5068 | 4.18875 | 3.99235 | 0.204 | 0.1876 | 0.0055 | 535.784 | 0.1733 | 0.014 |
| Surfacing Equipment | 2021 | 2021Surfacing Equipment120 | 120 | 0.3117 | 3.46112 | 3.43619 | 0.1905 | 0.1753 | 0.0049 | 474.0906 | 0.1533 | 0.012 |
| Surfacing Equipment | 2021 | 2021Surfacing Equipment175 | 175 | 0.2581 | 3.09858 | 2.91895 | 0.1454 | 0.1337 | 0.0048 | 469.1687 | 0.1517 | 0.012 |
| Surfacing Equipment | 2021 | 2021Surfacing Equipment250 | 250 | 0.2067 | 2.99364 | 1.22854 | 0.0923 | 0.0849 | 0.0049 | 476.8023 | 0.1542 | 0.012 |
| Surfacing Equipment | 2021 | 2021Surfacing Equipment500 | 500 | 0.1408 | 1.75282 | 1.20226 | 0.0635 | 0.0584 | 0.0049 | 471.7484 | 0.1526 | 0.012 |
| Surfacing Equipment | 2021 | 2021Surfacing Equipment750 | 750 | 0.1251 | 1.59712 | 0.99181 | 0.0615 | 0.0566 | 0.0049 | 470.4087 | 0.1521 | 0.012 |
| Surfacing Equipment | 2022 | 2022Surfacing Equipment50 | 50 | 0.4278 | 3.9114 | 3.77243 | 0.1544 | 0.1421 | 0.0055 | 535.8364 | 0.1733 | 0.014 |
| Surfacing Equipment | 2022 | 2022Surfacing Equipment120 | 120 | 0.2931 | 3.24974 | 3.40936 | 0.1747 | 0.1607 | 0.0049 | 473.6362 | 0.1532 | 0.012 |
| Surfacing Equipment | 2022 | 2022Surfacing Equipment175 | 175 | 0.2386 | 2.70137 | 2.90957 | 0.1302 | 0.1198 | 0.0048 | 469.1259 | 0.1517 | 0.012 |
| Surfacing Equipment | 2022 | 2022Surfacing Equipment250 | 250 | 0.1959 | 2.66709 | 1.21737 | 0.0852 | 0.0784 | 0.0049 | 476.9511 | 0.1543 | 0.012 |
| Surfacing Equipment | 2022 | 2022Surfacing Equipment500 | 500 | 0.1323 | 1.5573 | 1.16047 | 0.0574 | 0.0528 | 0.0049 | 470.5248 | 0.1522 | 0.012 |
| Surfacing Equipment | 2022 | 2022Surfacing Equipment750 | 750 | 0.115 | 1.35503 | 0.98819 | 0.0523 | 0.0481 | 0.0049 | 470.4004 | 0.1521 | 0.012 |
| Surfacing Equipment | 2023 | 2023Surfacing Equipment50 | 50 | 0.4368 | 3.92432 | 3.83184 | 0.1555 | 0.143 | 0.0055 | 535.9295 | 0.1733 | 0.014 |
| Surfacing Equipment | 2023 | 2023Surfacing Equipment120 | 120 | 0.27 | 3.05811 | 3.39556 | 0.1566 | 0.1441 | 0.0049 | 474.4698 | 0.1535 | 0.012 |
| Surfacing Equipment | 2023 | 2023Surfacing Equipment175 | 175 | 0.2244 | 2.45516 | 2.91383 | 0.1191 | 0.1095 | 0.0049 | 470.0141 | 0.152 | 0.012 |
| Surfacing Equipment | 2023 | 2023Surfacing Equipment250 | 250 | 0.1915 | 2.50162 | 1.21946 | 0.0817 | 0.0752 | 0.0049 | 476.9606 | 0.1543 | 0.012 |
| Surfacing Equipment | 2023 | 2023Surfacing Equipment500 | 500 | 0.1315 | 1.47556 | 1.16329 | 0.0556 | 0.0512 | 0.0049 | 470.3746 | 0.1521 | 0.012 |
| Surfacing Equipment | 2023 | 2023Surfacing Equipment750 | 750 | 0.1004 | 1.08063 | 0.98543 | 0.0403 | 0.0371 | 0.0049 | 472.4466 | 0.1528 | 0.012 |
| Surfacing Equipment | 2024 | 2024Surfacing Equipment50 | 50 | 0.3331 | 3.72069 | 3.66193 | 0.1161 | 0.1068 | 0.0055 | 536.0304 | 0.1734 | 0.014 |
| Surfacing Equipment | 2024 | 2024Surfacing Equipment120 | 120 | 0.2511 | 2.8828 | 3.3893 | 0.1424 | 0.131 | 0.0049 | 475.3806 | 0.1537 | 0.012 |
| Surfacing Equipment | 2024 | 2024Surfacing Equipment175 | 175 | 0.228 | 2.46372 | 2.92962 | 0.1201 | 0.1105 | 0.0049 | 470.0767 | 0.152 | 0.012 |
| Surfacing Equipment | 2024 | 2024Surfacing Equipment250 | 250 | 0.1758 | 2.23638 | 1.18272 | 0.071 | 0.0653 | 0.0049 | 477.096 | 0.1543 | 0.012 |
| Surfacing Equipment | 2024 | 2024Surfacing Equipment500 | 500 | 0.1338 | 1.47769 | 1.16767 | 0.0559 | 0.0514 | 0.0049 | 470.2521 | 0.1521 | 0.012 |
| Surfacing Equipment | 2024 | 2024Surfacing Equipment750 | 750 | 0.0943 | 0.94669 | 0.98493 | 0.0345 | 0.0317 | 0.0049 | 472.9833 | 0.153 | 0.012 |
| Surfacing Equipment | 2025 | 2025Surfacing Equipment50 | 50 | 0.2346 | 3.57642 | 3.53733 | 0.0816 | 0.075 | 0.0055 | 536.14 | 0.1734 | 0.014 |
| Surfacing Equipment | 2025 | 2025Surfacing Equipment120 | 120 | 0.2323 | 2.6591 | 3.38535 | 0.1243 | 0.1143 | 0.0049 | 476.7656 | 0.1542 | 0.012 |
| Surfacing Equipment | 2025 | 2025Surfacing Equipment175 | 175 | 0.1869 | 1.9987 | 2.92602 | 0.0942 | 0.0867 | 0.0049 | 471.0403 | 0.1523 | 0.012 |
| Surfacing Equipment | 2025 | 2025Surfacing Equipment250 | 250 | 0.1479 | 1.74736 | 1.14337 | 0.0549 | 0.0505 | 0.0049 | 477.11 | 0.1543 | 0.012 |
| Surfacing Equipment | 2025 | 2025Surfacing Equipment500 | 500 | 0.1279 | 1.3268 | 1.16861 | 0.051 | 0.0469 | 0.0049 | 470.2827 | 0.1521 | 0.012 |
| Surfacing Equipment | 2025 | 2025Surfacing Equipment750 | 750 | 0.0853 | 0.76806 | 0.9776 | 0.0267 | 0.0245 | 0.0049 | 470.5508 | 0.1522 | 0.012 |
| Surfacing Equipment | 2030 | 2030Surfacing Equipment50 | 50 | 0.518 | 3.4 | 4.295 | 0.075 | 0.075 | 0.007 | 568.299 | 0.046 | 0.015 |
| Surfacing Equipment | 2030 | 2030Surfacing Equipment120 | 120 | 0.264 | 1.959 | 3.492 | 0.068 | 0.068 | 0.006 | 568.299 | 0.023 | 0.015 |
| Surfacing Equipment | 2030 | 2030Surfacing Equipment175 | 175 | 0.197 | 0.939 | 3.071 | 0.043 | 0.043 | 0.006 | 568.299 | 0.017 | 0.015 |
| Surfacing Equipment | 2030 | 2030Surfacing Equipment250 | 250 | 0.172 | 0.789 | 1.064 | 0.026 | 0.026 | 0.006 | 568.299 | 0.015 | 0.015 |
| Surfacing Equipment | 2030 | 2030Surfacing Equipment500 | 500 | 0.169 | 0.738 | 1.032 | 0.025 | 0.025 | 0.005 | 568.299 | 0.015 | 0.015 |
| Surfacing Equipment | 2030 | 2030Surfacing Equipment750 | 750 | 0.169 | 0.749 | 1.032 | 0.025 | 0.025 | 0.005 | 568.299 | 0.015 | 0.015 |
| Surfacing Equipment | 2035 | 2035Surfacing Equipment50 | 50 | 0.439 | 3.193 | 4.221 | 0.041 | 0.041 | 0.007 | 568.299 | 0.039 | 0.015 |
| Surfacing Equipment | 2035 | 2035Surfacing Equipment120 | 120 | 0.226 | 1.659 | 3.482 | 0.038 | 0.038 | 0.006 | 568.299 | 0.02 | 0.015 |
| Surfacing Equipment | 2035 | 2035Surfacing Equipment175 | 175 | 0.162 | 0.567 | 3.072 | 0.025 | 0.025 | 0.006 | 568.299 | 0.014 | 0.015 |
| Surfacing Equipment | 2035 | 2035Surfacing Equipment250 | 250 | 0.149 | 0.497 | 1.05 | 0.016 | 0.016 | 0.006 | 568.299 | 0.013 | 0.015 |
| Surfacing Equipment | 2035 | 2035Surfacing Equipment500 | 500 | 0.148 | 0.471 | 1.018 | 0.016 | 0.016 | 0.005 | 568.299 | 0.013 | 0.015 |
| Surfacing Equipment | 2035 | 2035Surfacing Equipment750 | 750 | 0.148 | 0.477 | 1.018 | 0.016 | 0.016 | 0.005 | 568.3 | 0.013 | 0.015 |
| Surfacing Equipment | 2040 | 2040Surfacing Equipment50 | 50 | 0.395 | 3.114 | 4.183 | 0.025 | 0.025 | 0.007 | 568.299 | 0.035 | 0.015 |
| Surfacing Equipment | 2040 | 2040Surfacing Equipment120 | 120 | 0.206 | 1.521 | 3.477 | 0.024 | 0.024 | 0.006 | 568.299 | 0.018 | 0.015 |
| Surfacing Equipment | 2040 | 2040Surfacing Equipment175 | 175 | 0.146 | 0.397 | 3.073 | 0.017 | 0.017 | 0.006 | 568.299 | 0.013 | 0.015 |
| Surfacing Equipment | 2040 | 2040Surfacing Equipment250 | 250 | 0.14 | 0.37 | 1.047 | 0.013 | 0.013 | 0.006 | 568.299 | 0.012 | 0.015 |
| Surfacing Equipment | 2040 | 2040Surfacing Equipment500 | 500 | 0.14 | 0.358 | 1.015 | 0.012 | 0.012 | 0.005 | 568.299 | 0.012 | 0.015 |
| Surfacing Equipment | 2040 | 2040Surfacing Equipment750 | 750 | 0.14 | 0.361 | 1.015 | 0.013 | 0.013 | 0.005 | 568.299 | 0.012 | 0.015 |
| Sweepers/Scrubbers | 1990 | 1990Sweepers/Scrubbers15 | 15 | 1.804 | 9.999 | 5 | 0.968 | 0.968 | 0.833 | 568.299 | 0.162 | 0.015 |
| Sweepers/Scrubbers | 1990 | 1990Sweepers/Scrubbers25 | 25 | 2.213 | 6.92 | 5 | 0.735 | 0.735 | 0.679 | 568.299 | 0.199 | 0.015 |
| Sweepers/Scrubbers | 1990 | 1990Sweepers/Scrubbers50 | 50 | 4.512 | 7.835 | 9.199 | 1.202 | 1.202 | 0.692 | 568.299 | 0.407 | 0.015 |
| Sweepers/Scrubbers | 1990 | 1990Sweepers/Scrubbers120 | 120 | 2.254 | 14.467 | 5.53 | 1.259 | 1.259 | 0.628 | 568.299 | 0.203 | 0.015 |
| Sweepers/Scrubbers | 1990 | 1990Sweepers/Scrubbers175 | 175 | 1.505 | 12.813 | 4.861 | 0.818 | 0.818 | 0.602 | 568.299 | 0.135 | 0.015 |
| Sweepers/Scrubbers | 1990 | 1990Sweepers/Scrubbers250 | 250 | 1.505 | 12.813 | 4.861 | 0.818 | 0.818 | 0.602 | 568.299 | 0.135 | 0.015 |
| Sweepers/Scrubbers | 2000 | 2000Sweepers/Scrubbers15 | 15 | 1.047 | 7.362 | 4.258 | 0.428 | 0.428 | 0.079 | 568.299 | 0.094 | 0.015 |
| Sweepers/Scrubbers | 2000 | 2000Sweepers/Scrubbers25 | 25 | 1.089 | 6.325 | 4.438 | 0.442 | 0.442 | 0.064 | 568.299 | 0.098 | 0.015 |
| Sweepers/Scrubbers | 2000 | 2000Sweepers/Scrubbers50 | 50 | 4.144 | 6.934 | 8.622 | 0.882 | 0.882 | 0.065 | 568.299 | 0.373 | 0.015 |
| Sweepers/Scrubbers | 2000 | 2000Sweepers/Scrubbers120 | 120 | 1.706 | 9.702 | 4.394 | 0.84 | 0.84 | 0.059 | 568.299 | 0.154 | 0.015 |
| Sweepers/Scrubbers | 2000 | 2000Sweepers/Scrubbers175 | 175 | 1.155 | 8.929 | 3.49 | 0.481 | 0.481 | 0.057 | 568.299 | 0.104 | 0.015 |
| Sweepers/Scrubbers | 2000 | 2000Sweepers/Scrubbers250 | 250 | 0.924 | 8.516 | 2.598 | 0.371 | 0.371 | 0.057 | 568.3 | 0.083 | 0.015 |
| Sweepers/Scrubbers | 2005 | 2005Sweepers/Scrubbers15 | 15 | 0.708 | 4.985 | 3.469 | 0.35 | 0.35 | 0.079 | 568.299 | 0.063 | 0.015 |
| Sweepers/Scrubbers | 2005 | 2005Sweepers/Scrubbers25 | 25 | 0.774 | 5.326 | 2.526 | 0.323 | 0.323 | 0.064 | 568.299 | 0.069 | 0.015 |
| Sweepers/Scrubbers | 2005 | 2005Sweepers/Scrubbers50 | 50 | 3.845 | 6.52 | 8.25 | 0.844 | 0.844 | 0.055 | 568.299 | 0.346 | 0.015 |
| Sweepers/Scrubbers | 2005 | 2005Sweepers/Scrubbers120 | 120 | 1.559 | 8.538 | 4.253 | 0.826 | 0.826 | 0.059 | 568.299 | 0.14 | 0.015 |
| Sweepers/Scrubbers | 2005 | 2005Sweepers/Scrubbers175 | 175 | 1.021 | 7.851 | 3.349 | 0.45 | 0.45 | 0.057 | 568.3 | 0.092 | 0.015 |
| Sweepers/Scrubbers | 2005 | 2005Sweepers/Scrubbers250 | 250 | 0.668 | 7.318 | 1.76 | 0.258 | 0.258 | 0.057 | 568.299 | 0.06 | 0.015 |
| Sweepers/Scrubbers | 2010 | 2010Sweepers/Scrubbers15 | 15 | 1.8103 | 5.8263 | 6.34286 | 0.6149 | 0.5657 | 0.0054 | 583.6982 | 0.1699 | 0.015 |
| Sweepers/Scrubbers | 2010 | 2010Sweepers/Scrubbers25 | 25 | 1.8103 | 5.8263 | 6.34286 | 0.6149 | 0.5657 | 0.0054 | 583.6982 | 0.1699 | 0.015 |
| Sweepers/Scrubbers | 2010 | 2010Sweepers/Scrubbers50 | 50 | 1.8103 | 5.8263 | 6.34286 | 0.6149 | 0.5657 | 0.0054 | 583.6982 | 0.1699 | 0.015 |
| Sweepers/Scrubbers | 2010 | 2010Sweepers/Scrubbers120 | 120 | 0.9191 | 7.68967 | 4.10149 | 0.657 | 0.6044 | 0.0049 | 526.7953 | 0.1533 | 0.013 |
| Sweepers/Scrubbers | 2010 | 2010Sweepers/Scrubbers175 | 175 | 0.9992 | 10.3895 | 4.21032 | 0.5781 | 0.5318 | 0.0049 | 525.6912 | 0.153 | 0.013 |
| Sweepers/Scrubbers | 2010 | 2010Sweepers/Scrubbers250 | 250 | 0.5826 | 7.47446 | 2.35018 | 0.3194 | 0.2939 | 0.0048 | 522.3625 | 0.152 | 0.013 |
| Sweepers/Scrubbers | 2011 | 2011Sweepers/Scrubbers15 | 15 | 1.7685 | 5.80317 | 6.34227 | 0.6056 | 0.5572 | 0.0054 | 582.239 | 0.1699 | 0.015 |
| Sweepers/Scrubbers | 2011 | 2011Sweepers/Scrubbers25 | 25 | 1.7685 | 5.80317 | 6.34227 | 0.6056 | 0.5572 | 0.0054 | 582.239 | 0.1699 | 0.015 |
| Sweepers/Scrubbers | 2011 | 2011Sweepers/Scrubbers50 | 50 | 1.7685 | 5.80317 | 6.34227 | 0.6056 | 0.5572 | 0.0054 | 582.239 | 0.1699 | 0.015 |
| Sweepers/Scrubbers | 2011 | 2011Sweepers/Scrubbers120 | 120 | 0.8991 | 7.49949 | 4.08877 | 0.6513 | 0.5992 | 0.0049 | 525.4783 | 0.1533 | 0.013 |
| Sweepers/Scrubbers | 2011 | 2011Sweepers/Scrubbers175 | 175 | 0.9532 | 9.92737 | 4.14616 | 0.5535 | 0.5092 | 0.0049 | 524.377 | 0.153 | 0.013 |
| Sweepers/Scrubbers | 2011 | 2011Sweepers/Scrubbers250 | 250 | 0.5237 | 7.01091 | 2.16425 | 0.2836 | 0.2609 | 0.0048 | 521.0566 | 0.152 | 0.013 |
| Sweepers/Scrubbers | 2012 | 2012Sweepers/Scrubbers15 | 15 | 1.8298 | 5.85015 | 6.54958 | 0.621 | 0.5713 | 0.0054 | 580.7797 | 0.1699 | 0.015 |
| Sweepers/Scrubbers | 2012 | 2012Sweepers/Scrubbers25 | 25 | 1.8298 | 5.85015 | 6.54958 | 0.621 | 0.5713 | 0.0054 | 580.7797 | 0.1699 | 0.015 |
| Sweepers/Scrubbers | 2012 | 2012Sweepers/Scrubbers50 | 50 | 1.8298 | 5.85015 | 6.54958 | 0.621 | 0.5713 | 0.0054 | 580.7797 | 0.1699 | 0.015 |
| Sweepers/Scrubbers | 2012 | 2012Sweepers/Scrubbers120 | 120 | 0.9066 | 7.50259 | 4.12474 | 0.6585 | 0.6058 | 0.0049 | 524.1613 | 0.1533 | 0.013 |
| Sweepers/Scrubbers | 2012 | 2012Sweepers/Scrubbers175 | 175 | 0.9591 | 9.95689 | 4.16243 | 0.5577 | 0.5131 | 0.0049 | 523.0627 | 0.153 | 0.013 |
| Sweepers/Scrubbers | 2012 | 2012Sweepers/Scrubbers250 | 250 | 0.532 | 7.05573 | 2.17716 | 0.2865 | 0.2636 | 0.0048 | 519.7507 | 0.152 | 0.013 |
| Sweepers/Scrubbers | 2013 | 2013Sweepers/Scrubbers15 | 15 | 1.7849 | 5.78778 | 6.54294 | 0.608 | 0.5593 | 0.0054 | 577.8612 | 0.1699 | 0.015 |
| Sweepers/Scrubbers | 2013 | 2013Sweepers/Scrubbers25 | 25 | 1.7849 | 5.78778 | 6.54294 | 0.608 | 0.5593 | 0.0054 | 577.8612 | 0.1699 | 0.015 |
| Sweepers/Scrubbers | 2013 | 2013Sweepers/Scrubbers50 | 50 | 1.7849 | 5.78778 | 6.54294 | 0.608 | 0.5593 | 0.0054 | 577.8612 | 0.1699 | 0.015 |
| Sweepers/Scrubbers | 2013 | 2013Sweepers/Scrubbers120 | 120 | 0.8567 | 7.14773 | 4.07918 | 0.6258 | 0.5757 | 0.0049 | 521.5273 | 0.1533 | 0.013 |
| Sweepers/Scrubbers | 2013 | 2013Sweepers/Scrubbers175 | 175 | 0.9428 | 9.76352 | 4.12302 | 0.5467 | 0.503 | 0.0049 | 520.4343 | 0.153 | 0.013 |
| Sweepers/Scrubbers | 2013 | 2013Sweepers/Scrubbers250 | 250 | 0.4965 | 6.66337 | 2.05413 | 0.263 | 0.2419 | 0.0048 | 517.1389 | 0.152 | 0.013 |
| Sweepers/Scrubbers | 2014 | 2014Sweepers/Scrubbers15 | 15 | 1.7674 | 5.75157 | 6.59249 | 0.6028 | 0.5546 | 0.0054 | 574.9427 | 0.1699 | 0.015 |
| Sweepers/Scrubbers | 2014 | 2014Sweepers/Scrubbers25 | 25 | 1.7674 | 5.75157 | 6.59249 | 0.6028 | 0.5546 | 0.0054 | 574.9427 | 0.1699 | 0.015 |
| Sweepers/Scrubbers | 2014 | 2014Sweepers/Scrubbers50 | 50 | 1.7674 | 5.75157 | 6.59249 | 0.6028 | 0.5546 | 0.0054 | 574.9427 | 0.1699 | 0.015 |
| Sweepers/Scrubbers | 2014 | 2014Sweepers/Scrubbers120 | 120 | 0.8326 | 6.93387 | 4.07085 | 0.6104 | 0.5615 | 0.0049 | 518.8933 | 0.1533 | 0.013 |
| Sweepers/Scrubbers | 2014 | 2014Sweepers/Scrubbers175 | 175 | 0.8754 | 9.10792 | 4.04161 | 0.5033 | 0.463 | 0.0049 | 517.8058 | 0.153 | 0.013 |
| Sweepers/Scrubbers | 2014 | 2014Sweepers/Scrubbers250 | 250 | 0.5046 | 6.70399 | 2.06593 | 0.2653 | 0.2441 | 0.0048 | 514.5271 | 0.152 | 0.013 |
| Sweepers/Scrubbers | 2015 | 2015Sweepers/Scrubbers15 | 15 | 1.8075 | 5.77191 | 6.75408 | 0.6111 | 0.5622 | 0.0054 | 569.1058 | 0.1699 | 0.015 |
| Sweepers/Scrubbers | 2015 | 2015Sweepers/Scrubbers25 | 25 | 1.8075 | 5.77191 | 6.75408 | 0.6111 | 0.5622 | 0.0054 | 569.1058 | 0.1699 | 0.015 |
| Sweepers/Scrubbers | 2015 | 2015Sweepers/Scrubbers50 | 50 | 1.8075 | 5.77191 | 6.75408 | 0.6111 | 0.5622 | 0.0054 | 569.1058 | 0.1699 | 0.015 |
| Sweepers/Scrubbers | 2015 | 2015Sweepers/Scrubbers120 | 120 | 0.8334 | 6.8863 | 4.09682 | 0.6103 | 0.5614 | 0.0049 | 513.6254 | 0.1533 | 0.013 |
| Sweepers/Scrubbers | 2015 | 2015Sweepers/Scrubbers175 | 175 | 0.8388 | 8.69682 | 3.98239 | 0.4792 | 0.4409 | 0.0049 | 512.5489 | 0.153 | 0.013 |
| Sweepers/Scrubbers | 2015 | 2015Sweepers/Scrubbers250 | 250 | 0.5128 | 6.7446 | 2.07774 | 0.2676 | 0.2462 | 0.0048 | 509.3035 | 0.152 | 0.013 |
| Sweepers/Scrubbers | 2016 | 2016Sweepers/Scrubbers15 | 15 | 1.7814 | 5.72609 | 6.78514 | 0.6029 | 0.5547 | 0.0054 | 563.2688 | 0.1699 | 0.014 |
| Sweepers/Scrubbers | 2016 | 2016Sweepers/Scrubbers25 | 25 | 1.7814 | 5.72609 | 6.78514 | 0.6029 | 0.5547 | 0.0054 | 563.2688 | 0.1699 | 0.014 |
| Sweepers/Scrubbers | 2016 | 2016Sweepers/Scrubbers50 | 50 | 1.7814 | 5.72609 | 6.78514 | 0.6029 | 0.5547 | 0.0054 | 563.2688 | 0.1699 | 0.014 |
| Sweepers/Scrubbers | 2016 | 2016Sweepers/Scrubbers120 | 120 | 0.7826 | 6.45405 | 4.05916 | 0.5707 | 0.525 | 0.0049 | 508.3574 | 0.1533 | 0.013 |
| Sweepers/Scrubbers | 2016 | 2016Sweepers/Scrubbers175 | 175 | 0.7456 | 7.78746 | 3.83865 | 0.4188 | 0.3853 | 0.0049 | 507.292 | 0.153 | 0.013 |
| Sweepers/Scrubbers | 2016 | 2016Sweepers/Scrubbers250 | 250 | 0.5207 | 6.78244 | 2.08905 | 0.2698 | 0.2483 | 0.0048 | 504.0799 | 0.152 | 0.013 |
| Sweepers/Scrubbers | 2017 | 2017Sweepers/Scrubbers15 | 15 | 1.7119 | 5.62558 | 6.7185 | 0.5817 | 0.5352 | 0.0054 | 554.5133 | 0.1699 | 0.014 |
| Sweepers/Scrubbers | 2017 | 2017Sweepers/Scrubbers25 | 25 | 1.7119 | 5.62558 | 6.7185 | 0.5817 | 0.5352 | 0.0054 | 554.5133 | 0.1699 | 0.014 |
| Sweepers/Scrubbers | 2017 | 2017Sweepers/Scrubbers50 | 50 | 1.7119 | 5.62558 | 6.7185 | 0.5817 | 0.5352 | 0.0054 | 554.5133 | 0.1699 | 0.014 |
| Sweepers/Scrubbers | 2017 | 2017Sweepers/Scrubbers120 | 120 | 0.7205 | 6.0202 | 4.01005 | 0.5202 | 0.4786 | 0.0049 | 500.4555 | 0.1533 | 0.013 |
| Sweepers/Scrubbers | 2017 | 2017Sweepers/Scrubbers175 | 175 | 0.7105 | 7.42433 | 3.78429 | 0.3946 | 0.363 | 0.0049 | 499.4066 | 0.153 | 0.013 |
| Sweepers/Scrubbers | 2017 | 2017Sweepers/Scrubbers250 | 250 | 0.5126 | 6.50894 | 2.08973 | 0.2642 | 0.2431 | 0.0048 | 496.2444 | 0.152 | 0.013 |
| Sweepers/Scrubbers | 2018 | 2018Sweepers/Scrubbers15 | 15 | 1.5449 | 5.39866 | 6.4442 | 0.5307 | 0.4882 | 0.0054 | 545.7578 | 0.1699 | 0.014 |
| Sweepers/Scrubbers | 2018 | 2018Sweepers/Scrubbers25 | 25 | 1.5449 | 5.39866 | 6.4442 | 0.5307 | 0.4882 | 0.0054 | 545.7578 | 0.1699 | 0.014 |
| Sweepers/Scrubbers | 2018 | 2018Sweepers/Scrubbers50 | 50 | 1.5449 | 5.39866 | 6.4442 | 0.5307 | 0.4882 | 0.0054 | 545.7578 | 0.1699 | 0.014 |
| Sweepers/Scrubbers | 2018 | 2018Sweepers/Scrubbers120 | 120 | 0.5995 | 5.13595 | 3.88173 | 0.4283 | 0.3941 | 0.0049 | 492.5536 | 0.1533 | 0.013 |
| Sweepers/Scrubbers | 2018 | 2018Sweepers/Scrubbers175 | 175 | 0.5889 | 6.07101 | 3.58832 | 0.3197 | 0.2942 | 0.0049 | 491.5213 | 0.153 | 0.013 |
| Sweepers/Scrubbers | 2018 | 2018Sweepers/Scrubbers250 | 250 | 0.3495 | 4.30158 | 1.60478 | 0.1691 | 0.1556 | 0.0049 | 488.409 | 0.152 | 0.013 |
| Sweepers/Scrubbers | 2019 | 2019Sweepers/Scrubbers15 | 15 | 1.431 | 5.22487 | 6.26782 | 0.4912 | 0.4519 | 0.0054 | 537.0023 | 0.1699 | 0.014 |
| Sweepers/Scrubbers | 2019 | 2019Sweepers/Scrubbers25 | 25 | 1.431 | 5.22487 | 6.26782 | 0.4912 | 0.4519 | 0.0054 | 537.0023 | 0.1699 | 0.014 |

| | | | | | | | | | | | | |
|---|---|---|---|---|---|---|---|---|---|---|---|---|
| Sweepers/Scrubbers | 2019 | 2019Sweepers/Scrubbers50 | 50 | 1.431 | 5.22487 | 6.26782 | 0.4912 | 0.4519 | 0.0054 | 537.0023 | 0.1699 | 0.014 |
| Sweepers/Scrubbers | 2019 | 2019Sweepers/Scrubbers120 | 120 | 0.5496 | 4.77259 | 3.84602 | 0.3872 | 0.3563 | 0.0049 | 484.6516 | 0.1533 | 0.012 |
| Sweepers/Scrubbers | 2019 | 2019Sweepers/Scrubbers175 | 175 | 0.5233 | 5.30082 | 3.4491 | 0.2772 | 0.255 | 0.0049 | 483.6359 | 0.153 | 0.012 |
| Sweepers/Scrubbers | 2019 | 2019Sweepers/Scrubbers250 | 250 | 0.2347 | 2.86598 | 1.23013 | 0.0989 | 0.091 | 0.0049 | 480.5735 | 0.152 | 0.012 |
| Sweepers/Scrubbers | 2020 | 2020Sweepers/Scrubbers15 | 15 | 1.3438 | 5.09515 | 6.1554 | 0.4629 | 0.4259 | 0.0054 | 525.3284 | 0.1699 | 0.013 |
| Sweepers/Scrubbers | 2020 | 2020Sweepers/Scrubbers25 | 25 | 1.3438 | 5.09515 | 6.1554 | 0.4629 | 0.4259 | 0.0054 | 525.3284 | 0.1699 | 0.013 |
| Sweepers/Scrubbers | 2020 | 2020Sweepers/Scrubbers50 | 50 | 1.3438 | 5.09515 | 6.1554 | 0.4629 | 0.4259 | 0.0054 | 525.3284 | 0.1699 | 0.013 |
| Sweepers/Scrubbers | 2020 | 2020Sweepers/Scrubbers120 | 120 | 0.5199 | 4.4821 | 3.82752 | 0.3601 | 0.3313 | 0.0049 | 474.1157 | 0.1533 | 0.012 |
| Sweepers/Scrubbers | 2020 | 2020Sweepers/Scrubbers175 | 175 | 0.4616 | 4.60809 | 3.35909 | 0.2371 | 0.2181 | 0.0049 | 473.1221 | 0.153 | 0.012 |
| Sweepers/Scrubbers | 2020 | 2020Sweepers/Scrubbers250 | 250 | 0.2071 | 2.4856 | 1.13655 | 0.079 | 0.0727 | 0.0049 | 470.1263 | 0.152 | 0.012 |
| Sweepers/Scrubbers | 2021 | 2021Sweepers/Scrubbers15 | 15 | 1.2191 | 4.84946 | 5.89996 | 0.4117 | 0.3788 | 0.0054 | 525.3284 | 0.1699 | 0.013 |
| Sweepers/Scrubbers | 2021 | 2021Sweepers/Scrubbers25 | 25 | 1.2191 | 4.84946 | 5.89996 | 0.4117 | 0.3788 | 0.0054 | 525.3284 | 0.1699 | 0.013 |
| Sweepers/Scrubbers | 2021 | 2021Sweepers/Scrubbers50 | 50 | 1.2191 | 4.84946 | 5.89996 | 0.4117 | 0.3788 | 0.0054 | 525.3284 | 0.1699 | 0.013 |
| Sweepers/Scrubbers | 2021 | 2021Sweepers/Scrubbers120 | 120 | 0.4402 | 3.96194 | 3.75746 | 0.2914 | 0.2681 | 0.0049 | 474.1157 | 0.1533 | 0.012 |
| Sweepers/Scrubbers | 2021 | 2021Sweepers/Scrubbers175 | 175 | 0.3848 | 3.70723 | 3.24726 | 0.1872 | 0.1722 | 0.0049 | 473.1221 | 0.153 | 0.012 |
| Sweepers/Scrubbers | 2021 | 2021Sweepers/Scrubbers250 | 250 | 0.1662 | 1.75821 | 1.1084 | 0.055 | 0.0506 | 0.0049 | 470.1263 | 0.152 | 0.012 |
| Sweepers/Scrubbers | 2022 | 2022Sweepers/Scrubbers15 | 15 | 1.0082 | 4.49049 | 5.45118 | 0.3346 | 0.3078 | 0.0054 | 525.3284 | 0.1699 | 0.013 |
| Sweepers/Scrubbers | 2022 | 2022Sweepers/Scrubbers25 | 25 | 1.0082 | 4.49049 | 5.45118 | 0.3346 | 0.3078 | 0.0054 | 525.3284 | 0.1699 | 0.013 |
| Sweepers/Scrubbers | 2022 | 2022Sweepers/Scrubbers50 | 50 | 1.0082 | 4.49049 | 5.45118 | 0.3346 | 0.3078 | 0.0054 | 525.3284 | 0.1699 | 0.013 |
| Sweepers/Scrubbers | 2022 | 2022Sweepers/Scrubbers120 | 120 | 0.3724 | 3.47218 | 3.69196 | 0.2321 | 0.2135 | 0.0049 | 474.1157 | 0.1533 | 0.012 |
| Sweepers/Scrubbers | 2022 | 2022Sweepers/Scrubbers175 | 175 | 0.3214 | 3.00243 | 3.22176 | 0.1446 | 0.133 | 0.0049 | 473.1221 | 0.153 | 0.012 |
| Sweepers/Scrubbers | 2022 | 2022Sweepers/Scrubbers250 | 250 | 0.1524 | 1.60484 | 1.10147 | 0.0499 | 0.0459 | 0.0049 | 470.1263 | 0.152 | 0.012 |
| Sweepers/Scrubbers | 2023 | 2023Sweepers/Scrubbers15 | 15 | 0.7592 | 4.12735 | 4.97095 | 0.2485 | 0.2286 | 0.0054 | 525.3284 | 0.1699 | 0.013 |
| Sweepers/Scrubbers | 2023 | 2023Sweepers/Scrubbers25 | 25 | 0.7592 | 4.12735 | 4.97095 | 0.2485 | 0.2286 | 0.0054 | 525.3284 | 0.1699 | 0.013 |
| Sweepers/Scrubbers | 2023 | 2023Sweepers/Scrubbers50 | 50 | 0.7592 | 4.12735 | 4.97095 | 0.2485 | 0.2286 | 0.0054 | 525.3284 | 0.1699 | 0.013 |
| Sweepers/Scrubbers | 2023 | 2023Sweepers/Scrubbers120 | 120 | 0.3506 | 3.28536 | 3.69499 | 0.2095 | 0.1928 | 0.0049 | 474.1157 | 0.1533 | 0.012 |
| Sweepers/Scrubbers | 2023 | 2023Sweepers/Scrubbers175 | 175 | 0.2922 | 2.60853 | 3.22298 | 0.1259 | 0.1158 | 0.0049 | 473.1221 | 0.153 | 0.012 |
| Sweepers/Scrubbers | 2023 | 2023Sweepers/Scrubbers250 | 250 | 0.1585 | 1.61028 | 1.11413 | 0.0503 | 0.0463 | 0.0049 | 470.1263 | 0.152 | 0.012 |
| Sweepers/Scrubbers | 2024 | 2024Sweepers/Scrubbers15 | 15 | 0.7461 | 4.0788 | 5.00321 | 0.2385 | 0.2194 | 0.0054 | 525.3284 | 0.1699 | 0.013 |
| Sweepers/Scrubbers | 2024 | 2024Sweepers/Scrubbers25 | 25 | 0.7461 | 4.0788 | 5.00321 | 0.2385 | 0.2194 | 0.0054 | 525.3284 | 0.1699 | 0.013 |
| Sweepers/Scrubbers | 2024 | 2024Sweepers/Scrubbers50 | 50 | 0.7461 | 4.0788 | 5.00321 | 0.2385 | 0.2194 | 0.0054 | 525.3284 | 0.1699 | 0.013 |
| Sweepers/Scrubbers | 2024 | 2024Sweepers/Scrubbers120 | 120 | 0.332 | 3.09846 | 3.69288 | 0.1885 | 0.1734 | 0.0049 | 474.1157 | 0.1533 | 0.012 |
| Sweepers/Scrubbers | 2024 | 2024Sweepers/Scrubbers175 | 175 | 0.2662 | 2.2533 | 3.23374 | 0.1072 | 0.0986 | 0.0049 | 473.1221 | 0.153 | 0.012 |
| Sweepers/Scrubbers | 2024 | 2024Sweepers/Scrubbers250 | 250 | 0.1644 | 1.61357 | 1.12729 | 0.0505 | 0.0465 | 0.0049 | 470.1263 | 0.152 | 0.012 |
| Sweepers/Scrubbers | 2025 | 2025Sweepers/Scrubbers15 | 15 | 0.6224 | 3.85568 | 4.76791 | 0.1914 | 0.1761 | 0.0054 | 525.3284 | 0.1699 | 0.013 |
| Sweepers/Scrubbers | 2025 | 2025Sweepers/Scrubbers25 | 25 | 0.6224 | 3.85568 | 4.76791 | 0.1914 | 0.1761 | 0.0054 | 525.3284 | 0.1699 | 0.013 |
| Sweepers/Scrubbers | 2025 | 2025Sweepers/Scrubbers50 | 50 | 0.6224 | 3.85568 | 4.76791 | 0.1914 | 0.1761 | 0.0054 | 525.3284 | 0.1699 | 0.013 |
| Sweepers/Scrubbers | 2025 | 2025Sweepers/Scrubbers120 | 120 | 0.3031 | 2.81733 | 3.65402 | 0.1597 | 0.1469 | 0.0049 | 474.1157 | 0.1533 | 0.012 |
| Sweepers/Scrubbers | 2025 | 2025Sweepers/Scrubbers175 | 175 | 0.2133 | 1.63815 | 3.201 | 0.0722 | 0.0664 | 0.0049 | 473.1221 | 0.153 | 0.012 |
| Sweepers/Scrubbers | 2025 | 2025Sweepers/Scrubbers250 | 250 | 0.1699 | 1.61588 | 1.14005 | 0.0507 | 0.0466 | 0.0049 | 470.1263 | 0.152 | 0.012 |
| Sweepers/Scrubbers | 2030 | 2030Sweepers/Scrubbers15 | 15 | 0.589 | 4.142 | 3.47 | 0.161 | 0.161 | 0.008 | 568.299 | 0.053 | 0.015 |
| Sweepers/Scrubbers | 2030 | 2030Sweepers/Scrubbers25 | 25 | 0.685 | 4.332 | 2.34 | 0.161 | 0.161 | 0.007 | 568.299 | 0.061 | 0.015 |
| Sweepers/Scrubbers | 2030 | 2030Sweepers/Scrubbers50 | 50 | 0.509 | 3.294 | 4.947 | 0.026 | 0.026 | 0.007 | 568.299 | 0.048 | 0.015 |
| Sweepers/Scrubbers | 2030 | 2030Sweepers/Scrubbers120 | 120 | 0.261 | 1.969 | 3.703 | 0.023 | 0.023 | 0.006 | 568.299 | 0.023 | 0.015 |
| Sweepers/Scrubbers | 2030 | 2030Sweepers/Scrubbers175 | 175 | 0.187 | 0.431 | 3.275 | 0.017 | 0.017 | 0.006 | 568.299 | 0.016 | 0.015 |
| Sweepers/Scrubbers | 2030 | 2030Sweepers/Scrubbers250 | 250 | 0.182 | 0.37 | 1.116 | 0.013 | 0.013 | 0.006 | 568.299 | 0.016 | 0.015 |
| Sweepers/Scrubbers | 2035 | 2035Sweepers/Scrubbers15 | 15 | 0.589 | 4.142 | 3.47 | 0.161 | 0.161 | 0.008 | 568.299 | 0.053 | 0.015 |
| Sweepers/Scrubbers | 2035 | 2035Sweepers/Scrubbers25 | 25 | 0.685 | 4.332 | 2.34 | 0.161 | 0.161 | 0.007 | 568.3 | 0.061 | 0.015 |
| Sweepers/Scrubbers | 2035 | 2035Sweepers/Scrubbers50 | 50 | 0.505 | 3.214 | 4.929 | 0.017 | 0.017 | 0.007 | 568.299 | 0.045 | 0.015 |
| Sweepers/Scrubbers | 2035 | 2035Sweepers/Scrubbers120 | 120 | 0.253 | 1.486 | 3.698 | 0.016 | 0.016 | 0.006 | 568.299 | 0.022 | 0.015 |
| Sweepers/Scrubbers | 2035 | 2035Sweepers/Scrubbers175 | 175 | 0.175 | 0.313 | 3.271 | 0.012 | 0.012 | 0.006 | 568.299 | 0.015 | 0.015 |
| Sweepers/Scrubbers | 2035 | 2035Sweepers/Scrubbers250 | 250 | 0.173 | 0.294 | 1.114 | 0.011 | 0.011 | 0.006 | 568.299 | 0.015 | 0.015 |
| Sweepers/Scrubbers | 2040 | 2040Sweepers/Scrubbers15 | 15 | 0.589 | 4.142 | 3.47 | 0.161 | 0.161 | 0.008 | 568.3 | 0.053 | 0.015 |
| Sweepers/Scrubbers | 2040 | 2040Sweepers/Scrubbers25 | 25 | 0.685 | 4.332 | 2.34 | 0.161 | 0.161 | 0.007 | 568.299 | 0.061 | 0.015 |
| Sweepers/Scrubbers | 2040 | 2040Sweepers/Scrubbers50 | 50 | 0.504 | 3.203 | 4.925 | 0.016 | 0.016 | 0.007 | 568.3 | 0.045 | 0.015 |
| Sweepers/Scrubbers | 2040 | 2040Sweepers/Scrubbers120 | 120 | 0.251 | 1.469 | 3.697 | 0.015 | 0.015 | 0.006 | 568.299 | 0.022 | 0.015 |
| Sweepers/Scrubbers | 2040 | 2040Sweepers/Scrubbers175 | 175 | 0.172 | 0.284 | 3.27 | 0.011 | 0.011 | 0.006 | 568.299 | 0.015 | 0.015 |
| Sweepers/Scrubbers | 2040 | 2040Sweepers/Scrubbers250 | 250 | 0.172 | 0.284 | 1.114 | 0.011 | 0.011 | 0.006 | 568.299 | 0.015 | 0.015 |
| Tractors/Loaders/Backhoes | 1990 | 1990Tractors/Loaders/Backhoes25 | 25 | 2.213 | 6.919 | 4.999 | 0.741 | 0.741 | 0.855 | 568.299 | 0.199 | 0.015 |
| Tractors/Loaders/Backhoes | 1990 | 1990Tractors/Loaders/Backhoes50 | 50 | 4.787 | 7.939 | 9.698 | 1.267 | 1.267 | 0.871 | 568.299 | 0.431 | 0.015 |
| Tractors/Loaders/Backhoes | 1990 | 1990Tractors/Loaders/Backhoes120 | 120 | 2.333 | 14.779 | 5.659 | 1.327 | 1.327 | 0.791 | 568.299 | 0.23 | 0.015 |
| Tractors/Loaders/Backhoes | 1990 | 1990Tractors/Loaders/Backhoes175 | 175 | 1.751 | 14.021 | 5.008 | 0.974 | 0.974 | 0.758 | 568.299 | 0.158 | 0.015 |
| Tractors/Loaders/Backhoes | 1990 | 1990Tractors/Loaders/Backhoes250 | 250 | 1.751 | 14.021 | 5.008 | 0.974 | 0.974 | 0.758 | 568.299 | 0.158 | 0.015 |
| Tractors/Loaders/Backhoes | 1990 | 1990Tractors/Loaders/Backhoes500 | 500 | 1.551 | 13.298 | 10.967 | 0.834 | 0.834 | 0.758 | 568.3 | 0.139 | 0.015 |
| Tractors/Loaders/Backhoes | 1990 | 1990Tractors/Loaders/Backhoes750 | 750 | 1.551 | 13.298 | 10.967 | 0.85 | 0.85 | 1.139 | 568.299 | 0.139 | 0.015 |
| Tractors/Loaders/Backhoes | 2000 | 2000Tractors/Loaders/Backhoes25 | 25 | 2.029 | 6.391 | 4.66 | 0.57 | 0.57 | 0.065 | 568.299 | 0.183 | 0.015 |
| Tractors/Loaders/Backhoes | 2000 | 2000Tractors/Loaders/Backhoes50 | 50 | 4.271 | 6.964 | 8.855 | 0.903 | 0.903 | 0.066 | 568.299 | 0.385 | 0.015 |
| Tractors/Loaders/Backhoes | 2000 | 2000Tractors/Loaders/Backhoes120 | 120 | 1.738 | 9.784 | 4.448 | 0.862 | 0.862 | 0.06 | 568.299 | 0.156 | 0.015 |
| Tractors/Loaders/Backhoes | 2000 | 2000Tractors/Loaders/Backhoes175 | 175 | 1.178 | 9.027 | 3.534 | 0.494 | 0.494 | 0.057 | 568.299 | 0.106 | 0.015 |
| Tractors/Loaders/Backhoes | 2000 | 2000Tractors/Loaders/Backhoes250 | 250 | 0.942 | 8.625 | 2.634 | 0.38 | 0.38 | 0.057 | 568.299 | 0.085 | 0.015 |
| Tractors/Loaders/Backhoes | 2000 | 2000Tractors/Loaders/Backhoes500 | 500 | 0.863 | 8.225 | 3.629 | 0.339 | 0.339 | 0.057 | 568.299 | 0.077 | 0.015 |
| Tractors/Loaders/Backhoes | 2000 | 2000Tractors/Loaders/Backhoes750 | 750 | 0.863 | 8.225 | 3.629 | 0.339 | 0.339 | 0.059 | 568.299 | 0.077 | 0.015 |
| Tractors/Loaders/Backhoes | 2005 | 2005Tractors/Loaders/Backhoes25 | 25 | 1.191 | 5.648 | 3.137 | 0.404 | 0.404 | 0.065 | 568.299 | 0.107 | 0.015 |
| Tractors/Loaders/Backhoes | 2005 | 2005Tractors/Loaders/Backhoes50 | 50 | 3.667 | 6.405 | 8.018 | 0.819 | 0.819 | 0.066 | 568.299 | 0.33 | 0.015 |
| Tractors/Loaders/Backhoes | 2005 | 2005Tractors/Loaders/Backhoes120 | 120 | 1.499 | 8.325 | 4.22 | 0.802 | 0.802 | 0.06 | 568.299 | 0.135 | 0.015 |
| Tractors/Loaders/Backhoes | 2005 | 2005Tractors/Loaders/Backhoes175 | 175 | 0.974 | 7.629 | 3.341 | 0.432 | 0.432 | 0.057 | 568.3 | 0.087 | 0.015 |
| Tractors/Loaders/Backhoes | 2005 | 2005Tractors/Loaders/Backhoes250 | 250 | 0.659 | 7.181 | 1.774 | 0.256 | 0.256 | 0.057 | 568.3 | 0.059 | 0.015 |
| Tractors/Loaders/Backhoes | 2005 | 2005Tractors/Loaders/Backhoes500 | 500 | 0.58 | 6.451 | 1.993 | 0.23 | 0.23 | 0.057 | 568.299 | 0.052 | 0.015 |
| Tractors/Loaders/Backhoes | 2005 | 2005Tractors/Loaders/Backhoes750 | 750 | 0.594 | 6.656 | 1.99 | 0.234 | 0.234 | 0.059 | 568.299 | 0.053 | 0.015 |
| Tractors/Loaders/Backhoes | 2010 | 2010Tractors/Loaders/Backhoes25 | 25 | 1.592 | 5.63221 | 5.95576 | 0.5614 | 0.5165 | 0.0053 | 569.9866 | 0.1659 | 0.015 |
| Tractors/Loaders/Backhoes | 2010 | 2010Tractors/Loaders/Backhoes50 | 50 | 1.592 | 5.63221 | 5.95576 | 0.5614 | 0.5165 | 0.0053 | 569.9866 | 0.1659 | 0.015 |
| Tractors/Loaders/Backhoes | 2010 | 2010Tractors/Loaders/Backhoes120 | 120 | 0.6658 | 6.31224 | 3.83197 | 0.5039 | 0.4636 | 0.0049 | 533.5879 | 0.1553 | 0.014 |
| Tractors/Loaders/Backhoes | 2010 | 2010Tractors/Loaders/Backhoes175 | 175 | 0.4698 | 5.68573 | 3.20391 | 0.2855 | 0.2626 | 0.0048 | 521.9524 | 0.1519 | 0.013 |
| Tractors/Loaders/Backhoes | 2010 | 2010Tractors/Loaders/Backhoes250 | 250 | 0.3432 | 5.58586 | 1.44044 | 0.1775 | 0.1633 | 0.0049 | 522.8516 | 0.1522 | 0.013 |
| Tractors/Loaders/Backhoes | 2010 | 2010Tractors/Loaders/Backhoes500 | 500 | 0.3289 | 5.38517 | 2.07689 | 0.1722 | 0.1585 | 0.0049 | 526.5923 | 0.1533 | 0.013 |
| Tractors/Loaders/Backhoes | 2010 | 2010Tractors/Loaders/Backhoes750 | 750 | 0.2778 | 4.39795 | 1.80487 | 0.1531 | 0.1408 | 0.0048 | 517.4169 | 0.1506 | 0.013 |
| Tractors/Loaders/Backhoes | 2011 | 2011Tractors/Loaders/Backhoes25 | 25 | 1.5032 | 5.58613 | 5.86306 | 0.54 | 0.4968 | 0.0053 | 569.4176 | 0.1662 | 0.015 |
| Tractors/Loaders/Backhoes | 2011 | 2011Tractors/Loaders/Backhoes50 | 50 | 1.5032 | 5.58613 | 5.86306 | 0.54 | 0.4968 | 0.0053 | 569.4176 | 0.1662 | 0.015 |
| Tractors/Loaders/Backhoes | 2011 | 2011Tractors/Loaders/Backhoes120 | 120 | 0.6438 | 6.12981 | 3.83083 | 0.4906 | 0.4513 | 0.0049 | 531.2907 | 0.155 | 0.014 |
| Tractors/Loaders/Backhoes | 2011 | 2011Tractors/Loaders/Backhoes175 | 175 | 0.4574 | 5.49667 | 3.21464 | 0.2774 | 0.2552 | 0.0048 | 520.8772 | 0.152 | 0.013 |
| Tractors/Loaders/Backhoes | 2011 | 2011Tractors/Loaders/Backhoes250 | 250 | 0.3363 | 5.38873 | 1.41416 | 0.1717 | 0.158 | 0.0049 | 521.7143 | 0.1522 | 0.013 |
| Tractors/Loaders/Backhoes | 2011 | 2011Tractors/Loaders/Backhoes500 | 500 | 0.3221 | 4.98779 | 2.01155 | 0.1669 | 0.1536 | 0.0049 | 525.0356 | 0.1532 | 0.013 |
| Tractors/Loaders/Backhoes | 2011 | 2011Tractors/Loaders/Backhoes750 | 750 | 0.2833 | 4.35896 | 1.80098 | 0.1527 | 0.1405 | 0.0048 | 516.0241 | 0.1506 | 0.013 |
| Tractors/Loaders/Backhoes | 2012 | 2012Tractors/Loaders/Backhoes25 | 25 | 1.494 | 5.57167 | 5.92961 | 0.537 | 0.494 | 0.0053 | 568.1171 | 0.1662 | 0.015 |
| Tractors/Loaders/Backhoes | 2012 | 2012Tractors/Loaders/Backhoes50 | 50 | 1.494 | 5.57167 | 5.92961 | 0.537 | 0.494 | 0.0053 | 568.1171 | 0.1662 | 0.015 |
| Tractors/Loaders/Backhoes | 2012 | 2012Tractors/Loaders/Backhoes120 | 120 | 0.6432 | 6.07938 | 3.85825 | 0.4896 | 0.4504 | 0.0049 | 529.8013 | 0.155 | 0.014 |
| Tractors/Loaders/Backhoes | 2012 | 2012Tractors/Loaders/Backhoes175 | 175 | 0.4639 | 5.48812 | 3.24793 | 0.2794 | 0.257 | 0.0048 | 519.5807 | 0.152 | 0.013 |
| Tractors/Loaders/Backhoes | 2012 | 2012Tractors/Loaders/Backhoes250 | 250 | 0.3433 | 5.3794 | 1.42415 | 0.1729 | 0.1591 | 0.0049 | 520.5233 | 0.1523 | 0.013 |
| Tractors/Loaders/Backhoes | 2012 | 2012Tractors/Loaders/Backhoes500 | 500 | 0.329 | 4.9585 | 2.03631 | 0.1675 | 0.1541 | 0.0049 | 523.6066 | 0.1532 | 0.013 |
| Tractors/Loaders/Backhoes | 2012 | 2012Tractors/Loaders/Backhoes750 | 750 | 0.2906 | 4.30593 | 1.81138 | 0.1528 | 0.1406 | 0.0048 | 514.6158 | 0.1505 | 0.013 |
| Tractors/Loaders/Backhoes | 2013 | 2013Tractors/Loaders/Backhoes25 | 25 | 1.437 | 5.50692 | 5.8983 | 0.5196 | 0.4781 | 0.0053 | 566.4101 | 0.1665 | 0.015 |
| Tractors/Loaders/Backhoes | 2013 | 2013Tractors/Loaders/Backhoes50 | 50 | 1.437 | 5.50692 | 5.8983 | 0.5196 | 0.4781 | 0.0053 | 566.4101 | 0.1665 | 0.015 |
| Tractors/Loaders/Backhoes | 2013 | 2013Tractors/Loaders/Backhoes120 | 120 | 0.6197 | 5.88177 | 3.85259 | 0.4685 | 0.431 | 0.0049 | 526.7149 | 0.1549 | 0.013 |
| Tractors/Loaders/Backhoes | 2013 | 2013Tractors/Loaders/Backhoes175 | 175 | 0.4529 | 5.32658 | 3.25593 | 0.2695 | 0.2479 | 0.0048 | 516.748 | 0.1519 | 0.013 |
| Tractors/Loaders/Backhoes | 2013 | 2013Tractors/Loaders/Backhoes250 | 250 | 0.3396 | 5.22143 | 1.40715 | 0.168 | 0.1546 | 0.0049 | 517.9916 | 0.1523 | 0.013 |
| Tractors/Loaders/Backhoes | 2013 | 2013Tractors/Loaders/Backhoes500 | 500 | 0.3246 | 4.77348 | 1.98237 | 0.1621 | 0.1492 | 0.0049 | 520.6472 | 0.1531 | 0.013 |
| Tractors/Loaders/Backhoes | 2013 | 2013Tractors/Loaders/Backhoes750 | 750 | 0.3002 | 4.31599 | 1.8218 | 0.155 | 0.1426 | 0.0048 | 511.8955 | 0.1505 | 0.013 |
| Tractors/Loaders/Backhoes | 2014 | 2014Tractors/Loaders/Backhoes25 | 25 | 1.3356 | 5.36869 | 5.77182 | 0.4882 | 0.4491 | 0.0053 | 564.0421 | 0.1667 | 0.014 |
| Tractors/Loaders/Backhoes | 2014 | 2014Tractors/Loaders/Backhoes50 | 50 | 1.3356 | 5.36869 | 5.77182 | 0.4882 | 0.4491 | 0.0053 | 564.0421 | 0.1667 | 0.014 |
| Tractors/Loaders/Backhoes | 2014 | 2014Tractors/Loaders/Backhoes120 | 120 | 0.5822 | 5.58081 | 3.82724 | 0.4384 | 0.4033 | 0.0049 | 523.0168 | 0.1546 | 0.013 |
| Tractors/Loaders/Backhoes | 2014 | 2014Tractors/Loaders/Backhoes175 | 175 | 0.4229 | 4.93788 | 3.23863 | 0.2483 | 0.2285 | 0.0048 | 513.8903 | 0.1519 | 0.013 |
| Tractors/Loaders/Backhoes | 2014 | 2014Tractors/Loaders/Backhoes250 | 250 | 0.3269 | 4.92175 | 1.37555 | 0.1587 | 0.146 | 0.0049 | 515.1747 | 0.1522 | 0.013 |
| Tractors/Loaders/Backhoes | 2014 | 2014Tractors/Loaders/Backhoes500 | 500 | 0.3122 | 4.48819 | 1.87787 | 0.1518 | 0.1397 | 0.0049 | 517.1237 | 0.1528 | 0.013 |
| Tractors/Loaders/Backhoes | 2014 | 2014Tractors/Loaders/Backhoes750 | 750 | 0.3047 | 4.24344 | 1.8331 | 0.1536 | 0.1413 | 0.0048 | 511.3367 | 0.1511 | 0.013 |
| Tractors/Loaders/Backhoes | 2015 | 2015Tractors/Loaders/Backhoes25 | 25 | 1.3072 | 5.32019 | 5.79091 | 0.477 | 0.4389 | 0.0053 | 558.7085 | 0.1668 | 0.014 |
| Tractors/Loaders/Backhoes | 2015 | 2015Tractors/Loaders/Backhoes50 | 50 | 1.3072 | 5.32019 | 5.79091 | 0.477 | 0.4389 | 0.0053 | 558.7085 | 0.1668 | 0.014 |
| Tractors/Loaders/Backhoes | 2015 | 2015Tractors/Loaders/Backhoes120 | 120 | 0.5693 | 5.4221 | 3.83198 | 0.4244 | 0.3904 | 0.0049 | 517.3652 | 0.1545 | 0.013 |
| Tractors/Loaders/Backhoes | 2015 | 2015Tractors/Loaders/Backhoes175 | 175 | 0.4213 | 4.83599 | 3.2559 | 0.2443 | 0.2248 | 0.0048 | 508.6819 | 0.1519 | 0.013 |
| Tractors/Loaders/Backhoes | 2015 | 2015Tractors/Loaders/Backhoes250 | 250 | 0.3259 | 4.7831 | 1.37366 | 0.1554 | 0.1429 | 0.0049 | 509.6269 | 0.1521 | 0.013 |
| Tractors/Loaders/Backhoes | 2015 | 2015Tractors/Loaders/Backhoes500 | 500 | 0.3119 | 4.34833 | 1.88403 | 0.1491 | 0.1372 | 0.0049 | 511.8685 | 0.1528 | 0.013 |
| Tractors/Loaders/Backhoes | 2015 | 2015Tractors/Loaders/Backhoes750 | 750 | 0.3075 | 4.1848 | 1.823 | 0.152 | 0.1399 | 0.0048 | 506.1469 | 0.1511 | 0.013 |
| Tractors/Loaders/Backhoes | 2016 | 2016Tractors/Loaders/Backhoes25 | 25 | 1.2504 | 5.21373 | 5.74113 | 0.4547 | 0.4183 | 0.0053 | 553.3996 | 0.1669 | 0.014 |
| Tractors/Loaders/Backhoes | 2016 | 2016Tractors/Loaders/Backhoes50 | 50 | 1.2504 | 5.21373 | 5.74113 | 0.4547 | 0.4183 | 0.0053 | 553.3996 | 0.1669 | 0.014 |

| | | | | | | | | | | | | | |
|---|---|---|---|---|---|---|---|---|---|---|---|---|---|
| Tractors/Loaders/Backhoes | 2016 | 2016Tractors/Loaders/Backhoes120 | 120 | 0.538 | 5.14235 | 3.81146 | 0.3959 | 0.3643 | 0.0049 | 511.3456 | 0.1542 | 0.013 |
| Tractors/Loaders/Backhoes | 2016 | 2016Tractors/Loaders/Backhoes175 | 175 | 0.3892 | 4.37945 | 3.23229 | 0.222 | 0.2042 | 0.0048 | 502.6294 | 0.1516 | 0.013 |
| Tractors/Loaders/Backhoes | 2016 | 2016Tractors/Loaders/Backhoes250 | 250 | 0.3107 | 4.42612 | 1.34719 | 0.1449 | 0.1333 | 0.0049 | 504.4014 | 0.1521 | 0.013 |
| Tractors/Loaders/Backhoes | 2016 | 2016Tractors/Loaders/Backhoes500 | 500 | 0.2838 | 3.7866 | 1.78642 | 0.131 | 0.1206 | 0.0049 | 505.2698 | 0.1524 | 0.013 |
| Tractors/Loaders/Backhoes | 2016 | 2016Tractors/Loaders/Backhoes750 | 750 | 0.3002 | 4.0216 | 1.67424 | 0.1444 | 0.1328 | 0.0048 | 500.955 | 0.1511 | 0.013 |
| Tractors/Loaders/Backhoes | 2017 | 2017Tractors/Loaders/Backhoes25 | 25 | 1.1941 | 5.10958 | 5.68921 | 0.4331 | 0.3985 | 0.0053 | 544.9286 | 0.167 | 0.014 |
| Tractors/Loaders/Backhoes | 2017 | 2017Tractors/Loaders/Backhoes50 | 50 | 1.1941 | 5.10958 | 5.68921 | 0.4331 | 0.3985 | 0.0053 | 544.9286 | 0.167 | 0.014 |
| Tractors/Loaders/Backhoes | 2017 | 2017Tractors/Loaders/Backhoes120 | 120 | 0.5005 | 4.8087 | 3.7818 | 0.3616 | 0.3327 | 0.0049 | 502.7952 | 0.1541 | 0.013 |
| Tractors/Loaders/Backhoes | 2017 | 2017Tractors/Loaders/Backhoes175 | 175 | 0.3536 | 3.87876 | 3.19951 | 0.1973 | 0.1815 | 0.0048 | 493.912 | 0.1513 | 0.013 |
| Tractors/Loaders/Backhoes | 2017 | 2017Tractors/Loaders/Backhoes250 | 250 | 0.2913 | 4.04062 | 1.30369 | 0.1318 | 0.1213 | 0.0049 | 496.8449 | 0.1522 | 0.013 |
| Tractors/Loaders/Backhoes | 2017 | 2017Tractors/Loaders/Backhoes500 | 500 | 0.272 | 3.48988 | 1.73851 | 0.122 | 0.1123 | 0.0049 | 497.3129 | 0.1523 | 0.013 |
| Tractors/Loaders/Backhoes | 2017 | 2017Tractors/Loaders/Backhoes750 | 750 | 0.2963 | 3.86196 | 1.64567 | 0.1394 | 0.1283 | 0.0048 | 492.9529 | 0.151 | 0.013 |
| Tractors/Loaders/Backhoes | 2018 | 2018Tractors/Loaders/Backhoes25 | 25 | 0.9921 | 4.76441 | 5.31043 | 0.3625 | 0.3335 | 0.0053 | 536.1115 | 0.1669 | 0.014 |
| Tractors/Loaders/Backhoes | 2018 | 2018Tractors/Loaders/Backhoes50 | 50 | 0.9921 | 4.76441 | 5.31043 | 0.3625 | 0.3335 | 0.0053 | 536.1115 | 0.1669 | 0.014 |
| Tractors/Loaders/Backhoes | 2018 | 2018Tractors/Loaders/Backhoes120 | 120 | 0.4204 | 4.15444 | 3.69155 | 0.2943 | 0.2708 | 0.0049 | 494.1237 | 0.1538 | 0.013 |
| Tractors/Loaders/Backhoes | 2018 | 2018Tractors/Loaders/Backhoes175 | 175 | 0.297 | 3.16805 | 3.13727 | 0.1595 | 0.1467 | 0.0048 | 485.7754 | 0.1512 | 0.012 |
| Tractors/Loaders/Backhoes | 2018 | 2018Tractors/Loaders/Backhoes250 | 250 | 0.2589 | 3.45965 | 1.24197 | 0.1116 | 0.1027 | 0.0049 | 489.4562 | 0.1524 | 0.013 |
| Tractors/Loaders/Backhoes | 2018 | 2018Tractors/Loaders/Backhoes500 | 500 | 0.2222 | 2.66877 | 1.44545 | 0.0922 | 0.0848 | 0.0048 | 486.2939 | 0.1514 | 0.012 |
| Tractors/Loaders/Backhoes | 2018 | 2018Tractors/Loaders/Backhoes750 | 750 | 0.2712 | 3.40235 | 1.60068 | 0.1243 | 0.1143 | 0.0048 | 485.0099 | 0.151 | 0.012 |
| Tractors/Loaders/Backhoes | 2019 | 2019Tractors/Loaders/Backhoes25 | 25 | 0.9202 | 4.60928 | 5.20327 | 0.33 | 0.3036 | 0.0053 | 527.6843 | 0.167 | 0.014 |
| Tractors/Loaders/Backhoes | 2019 | 2019Tractors/Loaders/Backhoes50 | 50 | 0.9202 | 4.60928 | 5.20327 | 0.33 | 0.3036 | 0.0053 | 527.6843 | 0.167 | 0.014 |
| Tractors/Loaders/Backhoes | 2019 | 2019Tractors/Loaders/Backhoes120 | 120 | 0.3678 | 3.69257 | 3.63777 | 0.2465 | 0.2268 | 0.0049 | 485.8548 | 0.1537 | 0.012 |
| Tractors/Loaders/Backhoes | 2019 | 2019Tractors/Loaders/Backhoes175 | 175 | 0.2704 | 2.78612 | 3.12158 | 0.1401 | 0.1289 | 0.0048 | 477.9151 | 0.1512 | 0.012 |
| Tractors/Loaders/Backhoes | 2019 | 2019Tractors/Loaders/Backhoes250 | 250 | 0.2449 | 3.14683 | 1.22027 | 0.102 | 0.0938 | 0.0049 | 481.4206 | 0.1523 | 0.012 |
| Tractors/Loaders/Backhoes | 2019 | 2019Tractors/Loaders/Backhoes500 | 500 | 0.206 | 2.34458 | 1.38918 | 0.0816 | 0.0751 | 0.0048 | 479.0826 | 0.1516 | 0.012 |
| Tractors/Loaders/Backhoes | 2019 | 2019Tractors/Loaders/Backhoes750 | 750 | 0.2621 | 3.12046 | 1.6025 | 0.1168 | 0.1074 | 0.0048 | 478.9216 | 0.1515 | 0.012 |
| Tractors/Loaders/Backhoes | 2020 | 2020Tractors/Loaders/Backhoes25 | 25 | 0.8296 | 4.39784 | 5.03491 | 0.2878 | 0.2648 | 0.0053 | 515.874 | 0.1668 | 0.013 |
| Tractors/Loaders/Backhoes | 2020 | 2020Tractors/Loaders/Backhoes50 | 50 | 0.8296 | 4.39784 | 5.03491 | 0.2878 | 0.2648 | 0.0053 | 515.874 | 0.1668 | 0.013 |
| Tractors/Loaders/Backhoes | 2020 | 2020Tractors/Loaders/Backhoes120 | 120 | 0.331 | 3.32571 | 3.60147 | 0.2103 | 0.1935 | 0.0049 | 475.1543 | 0.1537 | 0.012 |
| Tractors/Loaders/Backhoes | 2020 | 2020Tractors/Loaders/Backhoes175 | 175 | 0.2455 | 2.41467 | 3.10518 | 0.1217 | 0.1119 | 0.0048 | 467.5132 | 0.1512 | 0.012 |
| Tractors/Loaders/Backhoes | 2020 | 2020Tractors/Loaders/Backhoes250 | 250 | 0.2252 | 2.73794 | 1.19592 | 0.0898 | 0.0826 | 0.0049 | 470.4998 | 0.1522 | 0.012 |
| Tractors/Loaders/Backhoes | 2020 | 2020Tractors/Loaders/Backhoes500 | 500 | 0.1937 | 2.07976 | 1.35815 | 0.073 | 0.0672 | 0.0048 | 468.2447 | 0.1514 | 0.012 |
| Tractors/Loaders/Backhoes | 2020 | 2020Tractors/Loaders/Backhoes750 | 750 | 0.2678 | 3.11926 | 1.60984 | 0.1174 | 0.108 | 0.0048 | 468.6602 | 0.1516 | 0.012 |
| Tractors/Loaders/Backhoes | 2021 | 2021Tractors/Loaders/Backhoes25 | 25 | 0.756 | 4.22643 | 4.90172 | 0.2545 | 0.2341 | 0.0053 | 515.1213 | 0.1666 | 0.013 |
| Tractors/Loaders/Backhoes | 2021 | 2021Tractors/Loaders/Backhoes50 | 50 | 0.756 | 4.22643 | 4.90172 | 0.2545 | 0.2341 | 0.0053 | 515.1213 | 0.1666 | 0.013 |
| Tractors/Loaders/Backhoes | 2021 | 2021Tractors/Loaders/Backhoes120 | 120 | 0.2959 | 2.995 | 3.57072 | 0.1766 | 0.1625 | 0.0049 | 475.3621 | 0.1537 | 0.012 |
| Tractors/Loaders/Backhoes | 2021 | 2021Tractors/Loaders/Backhoes175 | 175 | 0.221 | 2.06221 | 3.0907 | 0.1041 | 0.0958 | 0.0048 | 467.5285 | 0.1512 | 0.012 |
| Tractors/Loaders/Backhoes | 2021 | 2021Tractors/Loaders/Backhoes250 | 250 | 0.2094 | 2.36922 | 1.18606 | 0.08 | 0.0736 | 0.0049 | 470.5716 | 0.1522 | 0.012 |
| Tractors/Loaders/Backhoes | 2021 | 2021Tractors/Loaders/Backhoes500 | 500 | 0.1794 | 1.776 | 1.34147 | 0.064 | 0.0589 | 0.0048 | 469.3025 | 0.1518 | 0.012 |
| Tractors/Loaders/Backhoes | 2021 | 2021Tractors/Loaders/Backhoes750 | 750 | 0.2474 | 2.75417 | 1.43254 | 0.1041 | 0.0958 | 0.0048 | 466.4564 | 0.1509 | 0.012 |
| Tractors/Loaders/Backhoes | 2022 | 2022Tractors/Loaders/Backhoes25 | 25 | 0.6879 | 4.03024 | 4.75954 | 0.2177 | 0.2003 | 0.0053 | 514.4613 | 0.1664 | 0.013 |
| Tractors/Loaders/Backhoes | 2022 | 2022Tractors/Loaders/Backhoes50 | 50 | 0.6879 | 4.03024 | 4.75954 | 0.2177 | 0.2003 | 0.0053 | 514.4613 | 0.1664 | 0.013 |
| Tractors/Loaders/Backhoes | 2022 | 2022Tractors/Loaders/Backhoes120 | 120 | 0.2602 | 2.64718 | 3.53551 | 0.1424 | 0.131 | 0.0049 | 475.8975 | 0.1539 | 0.012 |
| Tractors/Loaders/Backhoes | 2022 | 2022Tractors/Loaders/Backhoes175 | 175 | 0.1999 | 1.75274 | 3.07944 | 0.0892 | 0.082 | 0.0048 | 467.8004 | 0.1513 | 0.012 |
| Tractors/Loaders/Backhoes | 2022 | 2022Tractors/Loaders/Backhoes250 | 250 | 0.187 | 1.94251 | 1.16248 | 0.067 | 0.0617 | 0.0049 | 470.1236 | 0.152 | 0.012 |
| Tractors/Loaders/Backhoes | 2022 | 2022Tractors/Loaders/Backhoes500 | 500 | 0.1603 | 1.43694 | 1.28026 | 0.0529 | 0.0487 | 0.0048 | 469.2562 | 0.1518 | 0.012 |
| Tractors/Loaders/Backhoes | 2022 | 2022Tractors/Loaders/Backhoes750 | 750 | 0.2323 | 2.4532 | 1.35272 | 0.0943 | 0.0868 | 0.0048 | 466.6327 | 0.1509 | 0.012 |
| Tractors/Loaders/Backhoes | 2023 | 2023Tractors/Loaders/Backhoes25 | 25 | 0.6207 | 3.85698 | 4.62935 | 0.1845 | 0.1698 | 0.0053 | 513.7962 | 0.1662 | 0.013 |
| Tractors/Loaders/Backhoes | 2023 | 2023Tractors/Loaders/Backhoes50 | 50 | 0.6207 | 3.85698 | 4.62935 | 0.1845 | 0.1698 | 0.0053 | 513.7962 | 0.1662 | 0.013 |
| Tractors/Loaders/Backhoes | 2023 | 2023Tractors/Loaders/Backhoes120 | 120 | 0.2391 | 2.42607 | 3.52504 | 0.1198 | 0.1102 | 0.0049 | 476.4307 | 0.1541 | 0.012 |
| Tractors/Loaders/Backhoes | 2023 | 2023Tractors/Loaders/Backhoes175 | 175 | 0.1842 | 1.52095 | 3.0777 | 0.0765 | 0.0704 | 0.0048 | 468.821 | 0.1516 | 0.012 |
| Tractors/Loaders/Backhoes | 2023 | 2023Tractors/Loaders/Backhoes250 | 250 | 0.1691 | 1.58768 | 1.14809 | 0.0576 | 0.053 | 0.0049 | 469.7518 | 0.1519 | 0.012 |
| Tractors/Loaders/Backhoes | 2023 | 2023Tractors/Loaders/Backhoes500 | 500 | 0.1519 | 1.24708 | 1.27923 | 0.0472 | 0.0434 | 0.0049 | 469.4652 | 0.1518 | 0.012 |
| Tractors/Loaders/Backhoes | 2023 | 2023Tractors/Loaders/Backhoes750 | 750 | 0.2342 | 2.41861 | 1.36081 | 0.0945 | 0.0869 | 0.0048 | 466.6756 | 0.1509 | 0.012 |
| Tractors/Loaders/Backhoes | 2024 | 2024Tractors/Loaders/Backhoes25 | 25 | 0.5895 | 3.76811 | 4.60899 | 0.1659 | 0.1526 | 0.0053 | 513.8517 | 0.1662 | 0.013 |
| Tractors/Loaders/Backhoes | 2024 | 2024Tractors/Loaders/Backhoes50 | 50 | 0.5895 | 3.76811 | 4.60899 | 0.1659 | 0.1526 | 0.0053 | 513.8517 | 0.1662 | 0.013 |
| Tractors/Loaders/Backhoes | 2024 | 2024Tractors/Loaders/Backhoes120 | 120 | 0.2274 | 2.28795 | 3.5318 | 0.105 | 0.0966 | 0.0049 | 476.7313 | 0.1542 | 0.012 |
| Tractors/Loaders/Backhoes | 2024 | 2024Tractors/Loaders/Backhoes175 | 175 | 0.176 | 1.37643 | 3.08913 | 0.0685 | 0.063 | 0.0049 | 469.4029 | 0.1518 | 0.012 |
| Tractors/Loaders/Backhoes | 2024 | 2024Tractors/Loaders/Backhoes250 | 250 | 0.1676 | 1.49113 | 1.15125 | 0.0545 | 0.0501 | 0.0049 | 469.9143 | 0.152 | 0.012 |
| Tractors/Loaders/Backhoes | 2024 | 2024Tractors/Loaders/Backhoes500 | 500 | 0.1504 | 1.16321 | 1.277 | 0.0444 | 0.0408 | 0.0049 | 470.0841 | 0.152 | 0.012 |
| Tractors/Loaders/Backhoes | 2024 | 2024Tractors/Loaders/Backhoes750 | 750 | 0.2208 | 2.21548 | 1.31051 | 0.0854 | 0.0786 | 0.0048 | 466.6381 | 0.1509 | 0.012 |
| Tractors/Loaders/Backhoes | 2025 | 2025Tractors/Loaders/Backhoes25 | 25 | 0.55 | 3.66186 | 4.55974 | 0.145 | 0.1334 | 0.0053 | 513.8025 | 0.1662 | 0.013 |
| Tractors/Loaders/Backhoes | 2025 | 2025Tractors/Loaders/Backhoes50 | 50 | 0.55 | 3.66186 | 4.55974 | 0.145 | 0.1334 | 0.0053 | 513.8025 | 0.1662 | 0.013 |
| Tractors/Loaders/Backhoes | 2025 | 2025Tractors/Loaders/Backhoes120 | 120 | 0.2087 | 2.10918 | 3.52242 | 0.0855 | 0.0786 | 0.0049 | 477.188 | 0.1543 | 0.012 |
| Tractors/Loaders/Backhoes | 2025 | 2025Tractors/Loaders/Backhoes175 | 175 | 0.1619 | 1.18039 | 3.08323 | 0.0585 | 0.0538 | 0.0048 | 469.3289 | 0.1518 | 0.012 |
| Tractors/Loaders/Backhoes | 2025 | 2025Tractors/Loaders/Backhoes250 | 250 | 0.1541 | 1.23458 | 1.14554 | 0.0473 | 0.0435 | 0.0049 | 470.5976 | 0.1522 | 0.012 |
| Tractors/Loaders/Backhoes | 2025 | 2025Tractors/Loaders/Backhoes500 | 500 | 0.1444 | 1.04575 | 1.23405 | 0.0393 | 0.0362 | 0.0049 | 470.9102 | 0.1523 | 0.012 |
| Tractors/Loaders/Backhoes | 2025 | 2025Tractors/Loaders/Backhoes750 | 750 | 0.1873 | 1.64868 | 1.26139 | 0.0674 | 0.062 | 0.0048 | 466.4517 | 0.1509 | 0.012 |
| Tractors/Loaders/Backhoes | 2030 | 2030Tractors/Loaders/Backhoes25 | 25 | 0.685 | 4.332 | 2.339 | 0.161 | 0.161 | 0.007 | 568.299 | 0.061 | 0.015 |
| Tractors/Loaders/Backhoes | 2030 | 2030Tractors/Loaders/Backhoes50 | 50 | 0.539 | 3.299 | 4.966 | 0.033 | 0.033 | 0.007 | 568.299 | 0.048 | 0.015 |
| Tractors/Loaders/Backhoes | 2030 | 2030Tractors/Loaders/Backhoes120 | 120 | 0.272 | 1.624 | 3.705 | 0.03 | 0.03 | 0.006 | 568.299 | 0.024 | 0.015 |
| Tractors/Loaders/Backhoes | 2030 | 2030Tractors/Loaders/Backhoes175 | 175 | 0.193 | 0.485 | 3.273 | 0.02 | 0.02 | 0.006 | 568.299 | 0.017 | 0.015 |
| Tractors/Loaders/Backhoes | 2030 | 2030Tractors/Loaders/Backhoes250 | 250 | 0.183 | 0.418 | 1.115 | 0.014 | 0.014 | 0.006 | 568.299 | 0.016 | 0.015 |
| Tractors/Loaders/Backhoes | 2030 | 2030Tractors/Loaders/Backhoes500 | 500 | 0.182 | 0.403 | 1.066 | 0.014 | 0.014 | 0.006 | 568.299 | 0.016 | 0.015 |
| Tractors/Loaders/Backhoes | 2030 | 2030Tractors/Loaders/Backhoes750 | 750 | 0.182 | 0.407 | 1.066 | 0.014 | 0.014 | 0.006 | 568.299 | 0.016 | 0.015 |
| Tractors/Loaders/Backhoes | 2035 | 2035Tractors/Loaders/Backhoes25 | 25 | 0.685 | 4.332 | 2.339 | 0.161 | 0.161 | 0.007 | 568.299 | 0.061 | 0.015 |
| Tractors/Loaders/Backhoes | 2035 | 2035Tractors/Loaders/Backhoes50 | 50 | 0.515 | 3.244 | 4.949 | 0.022 | 0.022 | 0.007 | 568.299 | 0.046 | 0.015 |
| Tractors/Loaders/Backhoes | 2035 | 2035Tractors/Loaders/Backhoes120 | 120 | 0.258 | 1.521 | 3.703 | 0.02 | 0.02 | 0.006 | 568.299 | 0.023 | 0.015 |
| Tractors/Loaders/Backhoes | 2035 | 2035Tractors/Loaders/Backhoes175 | 175 | 0.179 | 0.348 | 3.275 | 0.015 | 0.015 | 0.006 | 568.299 | 0.016 | 0.015 |
| Tractors/Loaders/Backhoes | 2035 | 2035Tractors/Loaders/Backhoes250 | 250 | 0.177 | 0.331 | 1.115 | 0.012 | 0.012 | 0.006 | 568.299 | 0.016 | 0.015 |
| Tractors/Loaders/Backhoes | 2035 | 2035Tractors/Loaders/Backhoes500 | 500 | 0.177 | 0.326 | 1.066 | 0.012 | 0.012 | 0.006 | 568.299 | 0.015 | 0.015 |
| Tractors/Loaders/Backhoes | 2035 | 2035Tractors/Loaders/Backhoes750 | 750 | 0.177 | 0.327 | 1.066 | 0.012 | 0.012 | 0.006 | 568.299 | 0.015 | 0.015 |
| Tractors/Loaders/Backhoes | 2040 | 2040Tractors/Loaders/Backhoes25 | 25 | 0.685 | 4.332 | 2.339 | 0.161 | 0.161 | 0.007 | 568.299 | 0.061 | 0.015 |
| Tractors/Loaders/Backhoes | 2040 | 2040Tractors/Loaders/Backhoes50 | 50 | 0.508 | 3.22 | 4.946 | 0.018 | 0.018 | 0.007 | 568.299 | 0.045 | 0.015 |
| Tractors/Loaders/Backhoes | 2040 | 2040Tractors/Loaders/Backhoes120 | 120 | 0.254 | 1.485 | 3.703 | 0.016 | 0.016 | 0.006 | 568.299 | 0.022 | 0.015 |
| Tractors/Loaders/Backhoes | 2040 | 2040Tractors/Loaders/Backhoes175 | 175 | 0.175 | 0.305 | 3.276 | 0.012 | 0.012 | 0.006 | 568.299 | 0.015 | 0.015 |
| Tractors/Loaders/Backhoes | 2040 | 2040Tractors/Loaders/Backhoes250 | 250 | 0.174 | 0.297 | 1.116 | 0.011 | 0.011 | 0.006 | 568.3 | 0.015 | 0.015 |
| Tractors/Loaders/Backhoes | 2040 | 2040Tractors/Loaders/Backhoes500 | 500 | 0.174 | 0.297 | 1.066 | 0.011 | 0.011 | 0.006 | 568.299 | 0.015 | 0.015 |
| Tractors/Loaders/Backhoes | 2040 | 2040Tractors/Loaders/Backhoes750 | 750 | 0.174 | 0.297 | 1.066 | 0.011 | 0.011 | 0.006 | 568.299 | 0.015 | 0.015 |
| Trenchers | 1990 | 1990Trenchers15 | 15 | 1.804 | 9.999 | 4.999 | 0.975 | 0.975 | 1.049 | 568.299 | 0.162 | 0.015 |
| Trenchers | 1990 | 1990Trenchers25 | 25 | 2.213 | 6.919 | 4.999 | 0.741 | 0.741 | 0.855 | 568.3 | 0.199 | 0.015 |
| Trenchers | 1990 | 1990Trenchers50 | 50 | 4.535 | 7.849 | 9.232 | 1.215 | 1.215 | 0.871 | 568.3 | 0.409 | 0.015 |
| Trenchers | 1990 | 1990Trenchers120 | 120 | 2.296 | 14.752 | 5.621 | 1.284 | 1.284 | 0.791 | 568.299 | 0.207 | 0.015 |
| Trenchers | 1990 | 1990Trenchers175 | 175 | 1.748 | 14.125 | 5.014 | 0.96 | 0.96 | 0.758 | 568.299 | 0.157 | 0.015 |
| Trenchers | 1990 | 1990Trenchers250 | 250 | 1.748 | 14.125 | 5.014 | 0.96 | 0.96 | 0.758 | 568.299 | 0.157 | 0.015 |
| Trenchers | 1990 | 1990Trenchers500 | 500 | 1.553 | 13.45 | 10.572 | 0.827 | 0.827 | 0.662 | 568.299 | 0.14 | 0.015 |
| Trenchers | 1990 | 1990Trenchers750 | 750 | 1.553 | 13.45 | 10.572 | 0.843 | 0.843 | 1.018 | 568.299 | 0.14 | 0.015 |
| Trenchers | 2000 | 2000Trenchers15 | 15 | 1.325 | 7.675 | 4.257 | 0.61 | 0.61 | 0.079 | 568.299 | 0.119 | 0.015 |
| Trenchers | 2000 | 2000Trenchers25 | 25 | 1.908 | 6.326 | 4.438 | 0.555 | 0.555 | 0.065 | 568.299 | 0.172 | 0.015 |
| Trenchers | 2000 | 2000Trenchers50 | 50 | 4.216 | 7.029 | 8.713 | 0.89 | 0.89 | 0.066 | 568.299 | 0.38 | 0.015 |
| Trenchers | 2000 | 2000Trenchers120 | 120 | 1.893 | 10.98 | 4.777 | 0.882 | 0.882 | 0.06 | 568.299 | 0.17 | 0.015 |
| Trenchers | 2000 | 2000Trenchers175 | 175 | 1.296 | 10.057 | 3.969 | 0.541 | 0.541 | 0.057 | 568.299 | 0.116 | 0.015 |
| Trenchers | 2000 | 2000Trenchers250 | 250 | 1.151 | 9.8 | 3.402 | 0.474 | 0.474 | 0.057 | 568.299 | 0.103 | 0.015 |
| Trenchers | 2000 | 2000Trenchers500 | 500 | 1.042 | 9.354 | 6.221 | 0.416 | 0.416 | 0.05 | 568.299 | 0.094 | 0.015 |
| Trenchers | 2000 | 2000Trenchers750 | 750 | 1.042 | 9.354 | 6.221 | 0.416 | 0.416 | 0.052 | 568.299 | 0.094 | 0.015 |
| Trenchers | 2005 | 2005Trenchers15 | 15 | 0.742 | 4.981 | 3.469 | 0.35 | 0.35 | 0.079 | 568.299 | 0.066 | 0.015 |
| Trenchers | 2005 | 2005Trenchers25 | 25 | 0.849 | 5.321 | 2.519 | 0.333 | 0.333 | 0.065 | 568.3 | 0.076 | 0.015 |
| Trenchers | 2005 | 2005Trenchers50 | 50 | 3.921 | 6.674 | 8.33 | 0.849 | 0.849 | 0.066 | 568.299 | 0.353 | 0.015 |
| Trenchers | 2005 | 2005Trenchers120 | 120 | 1.698 | 9.727 | 4.526 | 0.839 | 0.839 | 0.06 | 568.299 | 0.153 | 0.015 |
| Trenchers | 2005 | 2005Trenchers175 | 175 | 1.126 | 8.861 | 3.695 | 0.487 | 0.487 | 0.057 | 568.299 | 0.101 | 0.015 |
| Trenchers | 2005 | 2005Trenchers250 | 250 | 0.92 | 8.545 | 2.668 | 0.379 | 0.379 | 0.057 | 568.299 | 0.083 | 0.015 |
| Trenchers | 2005 | 2005Trenchers500 | 500 | 0.812 | 7.903 | 4.395 | 0.332 | 0.332 | 0.05 | 568.299 | 0.073 | 0.015 |
| Trenchers | 2005 | 2005Trenchers750 | 750 | 0.822 | 8.023 | 4.387 | 0.333 | 0.333 | 0.052 | 568.299 | 0.074 | 0.015 |
| Trenchers | 2010 | 2010Trenchers15 | 15 | 1.2871 | 5.52761 | 5.11336 | 0.509 | 0.4683 | 0.0054 | 586.297 | 0.1707 | 0.015 |
| Trenchers | 2010 | 2010Trenchers25 | 25 | 1.2871 | 5.52761 | 5.11336 | 0.509 | 0.4683 | 0.0054 | 586.297 | 0.1707 | 0.015 |
| Trenchers | 2010 | 2010Trenchers50 | 50 | 1.2871 | 5.52761 | 5.11336 | 0.509 | 0.4683 | 0.0054 | 586.297 | 0.1707 | 0.015 |
| Trenchers | 2010 | 2010Trenchers120 | 120 | 0.9237 | 7.99924 | 4.07421 | 0.6203 | 0.5707 | 0.0049 | 529.306 | 0.1543 | 0.014 |
| Trenchers | 2010 | 2010Trenchers175 | 175 | 0.7754 | 8.65095 | 3.7406 | 0.441 | 0.4058 | 0.0048 | 519.6876 | 0.1513 | 0.013 |
| Trenchers | 2010 | 2010Trenchers250 | 250 | 0.5926 | 7.86432 | 2.36576 | 0.3135 | 0.2885 | 0.0049 | 527.3537 | 0.1535 | 0.014 |
| Trenchers | 2010 | 2010Trenchers500 | 500 | 0.3199 | 4.85363 | 2.10547 | 0.1763 | 0.1622 | 0.0049 | 523.7828 | 0.1525 | 0.013 |
| Trenchers | 2010 | 2010Trenchers750 | 750 | 0.1638 | 3.20501 | 1.33412 | 0.1132 | 0.1041 | 0.0049 | 525.788 | 0.153 | 0.013 |
| Trenchers | 2011 | 2011Trenchers15 | 15 | 1.2774 | 5.52336 | 5.14932 | 0.5072 | 0.4656 | 0.0054 | 585.033 | 0.1707 | 0.015 |
| Trenchers | 2011 | 2011Trenchers25 | 25 | 1.2774 | 5.52336 | 5.14932 | 0.5072 | 0.4656 | 0.0054 | 585.033 | 0.1707 | 0.015 |

| | | | | | | | | | | | | |
|---|---|---|---|---|---|---|---|---|---|---|---|---|
| Trenchers | 2011 | 2011Trenchers50 | 50 | 1.2774 | 5.52336 | 5.14932 | 0.5072 | 0.4686 | 0.0054 | 585.033 | 0.1707 | 0.015 |
| Trenchers | 2011 | 2011Trenchers120 | 120 | 0.8783 | 7.67483 | 4.02646 | 0.5977 | 0.5499 | 0.0049 | 527.7187 | 0.154 | 0.014 |
| Trenchers | 2011 | 2011Trenchers175 | 175 | 0.7697 | 8.56359 | 3.73004 | 0.4382 | 0.4031 | 0.0048 | 518.4008 | 0.1513 | 0.013 |
| Trenchers | 2011 | 2011Trenchers250 | 250 | 0.5506 | 7.41222 | 2.19702 | 0.2902 | 0.267 | 0.0049 | 525.9543 | 0.1535 | 0.013 |
| Trenchers | 2011 | 2011Trenchers500 | 500 | 0.3131 | 4.66674 | 2.04569 | 0.1712 | 0.1575 | 0.0049 | 522.8418 | 0.1526 | 0.013 |
| Trenchers | 2011 | 2011Trenchers750 | 750 | 0.1516 | 2.67369 | 1.33856 | 0.0969 | 0.0892 | 0.0049 | 525.691 | 0.1534 | 0.013 |
| Trenchers | 2012 | 2012Trenchers15 | 15 | 1.2982 | 5.53504 | 5.24421 | 0.5122 | 0.4712 | 0.0054 | 583.5639 | 0.1707 | 0.015 |
| Trenchers | 2012 | 2012Trenchers25 | 25 | 1.2982 | 5.53504 | 5.24421 | 0.5122 | 0.4712 | 0.0054 | 583.5639 | 0.1707 | 0.015 |
| Trenchers | 2012 | 2012Trenchers50 | 50 | 1.2982 | 5.53504 | 5.24421 | 0.5122 | 0.4712 | 0.0054 | 583.5639 | 0.1707 | 0.015 |
| Trenchers | 2012 | 2012Trenchers120 | 120 | 0.8845 | 7.69459 | 4.05076 | 0.6038 | 0.5555 | 0.0049 | 526.3562 | 0.154 | 0.013 |
| Trenchers | 2012 | 2012Trenchers175 | 175 | 0.7626 | 8.45762 | 3.7162 | 0.436 | 0.4011 | 0.0048 | 517.1147 | 0.1513 | 0.013 |
| Trenchers | 2012 | 2012Trenchers250 | 250 | 0.5566 | 7.44867 | 2.20863 | 0.2932 | 0.2698 | 0.0049 | 524.572 | 0.1535 | 0.013 |
| Trenchers | 2012 | 2012Trenchers500 | 500 | 0.3101 | 4.58546 | 2.03349 | 0.1681 | 0.1547 | 0.0049 | 521.6264 | 0.1526 | 0.013 |
| Trenchers | 2012 | 2012Trenchers750 | 750 | 0.1142 | 2.04792 | 0.95532 | 0.0694 | 0.0638 | 0.0049 | 524.8533 | 0.1535 | 0.013 |
| Trenchers | 2013 | 2013Trenchers15 | 15 | 1.2924 | 5.51013 | 5.2883 | 0.5092 | 0.4685 | 0.0054 | 580.7693 | 0.1708 | 0.015 |
| Trenchers | 2013 | 2013Trenchers25 | 25 | 1.2924 | 5.51013 | 5.2883 | 0.5092 | 0.4685 | 0.0054 | 580.7693 | 0.1708 | 0.015 |
| Trenchers | 2013 | 2013Trenchers50 | 50 | 1.2924 | 5.51013 | 5.2883 | 0.5092 | 0.4685 | 0.0054 | 580.7693 | 0.1708 | 0.015 |
| Trenchers | 2013 | 2013Trenchers120 | 120 | 0.8495 | 7.45031 | 4.02389 | 0.5824 | 0.5358 | 0.0049 | 523.4236 | 0.1539 | 0.013 |
| Trenchers | 2013 | 2013Trenchers175 | 175 | 0.77 | 8.49431 | 3.73732 | 0.4409 | 0.4056 | 0.0048 | 514.53 | 0.1513 | 0.013 |
| Trenchers | 2013 | 2013Trenchers250 | 250 | 0.5268 | 7.03951 | 2.13383 | 0.2761 | 0.256 | 0.0049 | 520.4335 | 0.153 | 0.013 |
| Trenchers | 2013 | 2013Trenchers500 | 500 | 0.3162 | 4.60225 | 2.04997 | 0.1699 | 0.1563 | 0.0049 | 519.043 | 0.1526 | 0.013 |
| Trenchers | 2013 | 2013Trenchers750 | 750 | 0.1213 | 2.05561 | 0.96183 | 0.0704 | 0.0648 | 0.0049 | 522.2778 | 0.1536 | 0.013 |
| Trenchers | 2014 | 2014Trenchers15 | 15 | 1.2679 | 5.45539 | 5.29329 | 0.5005 | 0.4605 | 0.0054 | 577.7275 | 0.1707 | 0.015 |
| Trenchers | 2014 | 2014Trenchers25 | 25 | 1.2679 | 5.45539 | 5.29329 | 0.5005 | 0.4605 | 0.0054 | 577.7275 | 0.1707 | 0.015 |
| Trenchers | 2014 | 2014Trenchers50 | 50 | 1.2679 | 5.45539 | 5.29329 | 0.5005 | 0.4605 | 0.0054 | 577.7275 | 0.1707 | 0.015 |
| Trenchers | 2014 | 2014Trenchers120 | 120 | 0.8181 | 7.2172 | 3.99876 | 0.5629 | 0.5179 | 0.0049 | 520.7658 | 0.1539 | 0.013 |
| Trenchers | 2014 | 2014Trenchers175 | 175 | 0.6927 | 7.69921 | 3.66799 | 0.3951 | 0.3635 | 0.0048 | 512.1475 | 0.1513 | 0.013 |
| Trenchers | 2014 | 2014Trenchers250 | 250 | 0.4968 | 6.48427 | 2.07009 | 0.2579 | 0.2372 | 0.0049 | 517.7188 | 0.153 | 0.013 |
| Trenchers | 2014 | 2014Trenchers500 | 500 | 0.3059 | 4.37019 | 2.03515 | 0.1611 | 0.1482 | 0.0048 | 513.7439 | 0.1518 | 0.013 |
| Trenchers | 2014 | 2014Trenchers750 | 750 | 0.1177 | 1.825 | 0.96403 | 0.0613 | 0.0564 | 0.0049 | 519.6576 | 0.1536 | 0.013 |
| Trenchers | 2015 | 2015Trenchers15 | 15 | 1.2588 | 5.40567 | 5.32346 | 0.4934 | 0.4539 | 0.0054 | 571.6674 | 0.1707 | 0.015 |
| Trenchers | 2015 | 2015Trenchers25 | 25 | 1.2588 | 5.40567 | 5.32346 | 0.4934 | 0.4539 | 0.0054 | 571.6674 | 0.1707 | 0.015 |
| Trenchers | 2015 | 2015Trenchers50 | 50 | 1.2588 | 5.40567 | 5.32346 | 0.4934 | 0.4539 | 0.0054 | 571.6674 | 0.1707 | 0.015 |
| Trenchers | 2015 | 2015Trenchers120 | 120 | 0.8171 | 7.17857 | 4.01434 | 0.5616 | 0.5167 | 0.0049 | 515.3955 | 0.1539 | 0.013 |
| Trenchers | 2015 | 2015Trenchers175 | 175 | 0.697 | 7.67382 | 3.68389 | 0.3958 | 0.3642 | 0.0048 | 506.9434 | 0.1513 | 0.013 |
| Trenchers | 2015 | 2015Trenchers250 | 250 | 0.5017 | 6.50988 | 2.0797 | 0.26 | 0.2392 | 0.0049 | 512.4325 | 0.153 | 0.013 |
| Trenchers | 2015 | 2015Trenchers500 | 500 | 0.3114 | 4.38344 | 2.05093 | 0.1626 | 0.1496 | 0.0048 | 508.3296 | 0.1518 | 0.013 |
| Trenchers | 2015 | 2015Trenchers750 | 750 | 0.1137 | 1.62336 | 0.96532 | 0.0581 | 0.0489 | 0.0049 | 514.4002 | 0.1536 | 0.013 |
| Trenchers | 2016 | 2016Trenchers15 | 15 | 1.2188 | 5.29818 | 5.28497 | 0.4747 | 0.4368 | 0.0054 | 565.9942 | 0.1707 | 0.014 |
| Trenchers | 2016 | 2016Trenchers25 | 25 | 1.2188 | 5.29818 | 5.28497 | 0.4747 | 0.4368 | 0.0054 | 565.9942 | 0.1707 | 0.014 |
| Trenchers | 2016 | 2016Trenchers50 | 50 | 1.2188 | 5.29818 | 5.28497 | 0.4747 | 0.4368 | 0.0054 | 565.9942 | 0.1707 | 0.014 |
| Trenchers | 2016 | 2016Trenchers120 | 120 | 0.788 | 6.90219 | 3.98822 | 0.5413 | 0.498 | 0.0049 | 509.9027 | 0.1538 | 0.013 |
| Trenchers | 2016 | 2016Trenchers175 | 175 | 0.5825 | 6.50303 | 3.50717 | 0.3277 | 0.3015 | 0.0048 | 501.7809 | 0.1514 | 0.013 |
| Trenchers | 2016 | 2016Trenchers250 | 250 | 0.4874 | 6.31168 | 2.03007 | 0.2514 | 0.2313 | 0.0049 | 507.1648 | 0.153 | 0.013 |
| Trenchers | 2016 | 2016Trenchers500 | 500 | 0.2956 | 4.09912 | 1.96649 | 0.1497 | 0.1377 | 0.0049 | 504.4103 | 0.1521 | 0.013 |
| Trenchers | 2016 | 2016Trenchers750 | 750 | 0.1197 | 1.63008 | 0.97148 | 0.0539 | 0.0495 | 0.0049 | 509.1433 | 0.1536 | 0.013 |
| Trenchers | 2017 | 2017Trenchers15 | 15 | 1.1489 | 5.16614 | 5.19682 | 0.4488 | 0.4129 | 0.0054 | 557.4601 | 0.1708 | 0.014 |
| Trenchers | 2017 | 2017Trenchers25 | 25 | 1.1489 | 5.16614 | 5.19682 | 0.4488 | 0.4129 | 0.0054 | 557.4601 | 0.1708 | 0.014 |
| Trenchers | 2017 | 2017Trenchers50 | 50 | 1.1489 | 5.16614 | 5.19682 | 0.4488 | 0.4129 | 0.0054 | 557.4601 | 0.1708 | 0.014 |
| Trenchers | 2017 | 2017Trenchers120 | 120 | 0.7615 | 6.67876 | 3.96827 | 0.5232 | 0.4813 | 0.0049 | 501.9916 | 0.1538 | 0.013 |
| Trenchers | 2017 | 2017Trenchers175 | 175 | 0.5363 | 5.92725 | 3.43391 | 0.3003 | 0.2763 | 0.0048 | 493.7642 | 0.1513 | 0.013 |
| Trenchers | 2017 | 2017Trenchers250 | 250 | 0.4856 | 6.19428 | 2.03655 | 0.2501 | 0.2301 | 0.0049 | 499.2281 | 0.153 | 0.013 |
| Trenchers | 2017 | 2017Trenchers500 | 500 | 0.2653 | 3.46157 | 1.96603 | 0.1289 | 0.1186 | 0.0049 | 497.0197 | 0.1523 | 0.013 |
| Trenchers | 2017 | 2017Trenchers750 | 750 | 0.1138 | 1.42958 | 0.97168 | 0.0457 | 0.0421 | 0.0049 | 501.1831 | 0.1536 | 0.013 |
| Trenchers | 2018 | 2018Trenchers15 | 15 | 1.0387 | 4.95997 | 5.01831 | 0.4093 | 0.3766 | 0.0054 | 548.3607 | 0.1707 | 0.014 |
| Trenchers | 2018 | 2018Trenchers25 | 25 | 1.0387 | 4.95997 | 5.01831 | 0.4093 | 0.3766 | 0.0054 | 548.3607 | 0.1707 | 0.014 |
| Trenchers | 2018 | 2018Trenchers50 | 50 | 1.0387 | 4.95997 | 5.01831 | 0.4093 | 0.3766 | 0.0054 | 548.3607 | 0.1707 | 0.014 |
| Trenchers | 2018 | 2018Trenchers120 | 120 | 0.6581 | 5.91527 | 3.85487 | 0.45 | 0.414 | 0.0049 | 493.715 | 0.1537 | 0.013 |
| Trenchers | 2018 | 2018Trenchers175 | 175 | 0.4704 | 5.12742 | 3.33134 | 0.2613 | 0.2404 | 0.0048 | 485.9254 | 0.1513 | 0.012 |
| Trenchers | 2018 | 2018Trenchers250 | 250 | 0.419 | 5.29554 | 1.84856 | 0.2119 | 0.1949 | 0.0049 | 491.5649 | 0.153 | 0.013 |
| Trenchers | 2018 | 2018Trenchers500 | 500 | 0.256 | 3.21114 | 1.97444 | 0.1212 | 0.1115 | 0.0049 | 489.6281 | 0.1524 | 0.013 |
| Trenchers | 2018 | 2018Trenchers750 | 750 | 0.094 | 1.02523 | 0.96632 | 0.0286 | 0.0263 | 0.0049 | 494.6426 | 0.154 | 0.013 |
| Trenchers | 2019 | 2019Trenchers15 | 15 | 0.9551 | 4.78464 | 4.89183 | 0.3767 | 0.3466 | 0.0054 | 539.1037 | 0.1706 | 0.014 |
| Trenchers | 2019 | 2019Trenchers25 | 25 | 0.9551 | 4.78464 | 4.89183 | 0.3767 | 0.3466 | 0.0054 | 539.1037 | 0.1706 | 0.014 |
| Trenchers | 2019 | 2019Trenchers50 | 50 | 0.9551 | 4.78464 | 4.89183 | 0.3767 | 0.3466 | 0.0054 | 539.1037 | 0.1706 | 0.014 |
| Trenchers | 2019 | 2019Trenchers120 | 120 | 0.6314 | 5.69508 | 3.83677 | 0.4306 | 0.3961 | 0.0049 | 485.3535 | 0.1536 | 0.012 |
| Trenchers | 2019 | 2019Trenchers175 | 175 | 0.4598 | 4.95976 | 3.34151 | 0.2547 | 0.2343 | 0.0048 | 478.1294 | 0.1513 | 0.012 |
| Trenchers | 2019 | 2019Trenchers250 | 250 | 0.4048 | 5.04653 | 1.81019 | 0.2032 | 0.187 | 0.0049 | 484.1167 | 0.1532 | 0.012 |
| Trenchers | 2019 | 2019Trenchers500 | 500 | 0.2544 | 3.12824 | 1.98689 | 0.1181 | 0.1086 | 0.0049 | 482.1648 | 0.1526 | 0.012 |
| Trenchers | 2019 | 2019Trenchers750 | 750 | 0.0781 | 0.70662 | 0.95644 | 0.0152 | 0.014 | 0.0049 | 484.5422 | 0.1533 | 0.012 |
| Trenchers | 2020 | 2020Trenchers15 | 15 | 0.9049 | 4.67651 | 4.8331 | 0.3561 | 0.3276 | 0.0054 | 527.0962 | 0.1705 | 0.014 |
| Trenchers | 2020 | 2020Trenchers25 | 25 | 0.9049 | 4.67651 | 4.8331 | 0.3561 | 0.3276 | 0.0054 | 527.0962 | 0.1705 | 0.014 |
| Trenchers | 2020 | 2020Trenchers50 | 50 | 0.9049 | 4.67651 | 4.8331 | 0.3561 | 0.3276 | 0.0054 | 527.0952 | 0.1705 | 0.014 |
| Trenchers | 2020 | 2020Trenchers120 | 120 | 0.6102 | 5.51952 | 3.83272 | 0.4132 | 0.3802 | 0.0049 | 475.1265 | 0.1537 | 0.012 |
| Trenchers | 2020 | 2020Trenchers175 | 175 | 0.4207 | 4.66042 | 3.32968 | 0.2281 | 0.2098 | 0.0048 | 467.7348 | 0.1513 | 0.012 |
| Trenchers | 2020 | 2020Trenchers250 | 250 | 0.392 | 4.8091 | 1.77405 | 0.1949 | 0.1793 | 0.0049 | 473.5951 | 0.1532 | 0.012 |
| Trenchers | 2020 | 2020Trenchers500 | 500 | 0.2325 | 2.775 | 1.85932 | 0.1052 | 0.0968 | 0.0049 | 470.6367 | 0.1522 | 0.012 |
| Trenchers | 2020 | 2020Trenchers750 | 750 | 0.0701 | 0.56006 | 0.95004 | 0.009 | 0.0083 | 0.0049 | 472.6556 | 0.1529 | 0.012 |
| Trenchers | 2021 | 2021Trenchers15 | 15 | 0.809 | 4.45891 | 4.66576 | 0.3133 | 0.2882 | 0.0054 | 527.0165 | 0.1704 | 0.013 |
| Trenchers | 2021 | 2021Trenchers25 | 25 | 0.809 | 4.45891 | 4.66576 | 0.3133 | 0.2882 | 0.0054 | 527.0165 | 0.1704 | 0.013 |
| Trenchers | 2021 | 2021Trenchers50 | 50 | 0.809 | 4.45891 | 4.66576 | 0.3133 | 0.2882 | 0.0054 | 527.0165 | 0.1704 | 0.013 |
| Trenchers | 2021 | 2021Trenchers120 | 120 | 0.556 | 5.10594 | 3.78912 | 0.3707 | 0.3411 | 0.0049 | 475.287 | 0.1537 | 0.012 |
| Trenchers | 2021 | 2021Trenchers175 | 175 | 0.4066 | 4.27237 | 3.30363 | 0.2188 | 0.2013 | 0.0048 | 467.7343 | 0.1513 | 0.012 |
| Trenchers | 2021 | 2021Trenchers250 | 250 | 0.3563 | 4.36036 | 1.66826 | 0.1718 | 0.1581 | 0.0049 | 473.8538 | 0.1533 | 0.012 |
| Trenchers | 2021 | 2021Trenchers500 | 500 | 0.2213 | 2.49105 | 1.86493 | 0.1002 | 0.0922 | 0.0049 | 470.701 | 0.1522 | 0.012 |
| Trenchers | 2021 | 2021Trenchers750 | 750 | 0.0658 | 0.47513 | 0.94677 | 0.009 | 0.0083 | 0.0049 | 472.5289 | 0.1528 | 0.012 |
| Trenchers | 2022 | 2022Trenchers15 | 15 | 0.7223 | 4.26873 | 4.51833 | 0.2754 | 0.2534 | 0.0054 | 527.0258 | 0.1705 | 0.014 |
| Trenchers | 2022 | 2022Trenchers25 | 25 | 0.7223 | 4.26873 | 4.51833 | 0.2754 | 0.2534 | 0.0054 | 527.0258 | 0.1705 | 0.014 |
| Trenchers | 2022 | 2022Trenchers50 | 50 | 0.7223 | 4.26873 | 4.51833 | 0.2754 | 0.2534 | 0.0054 | 527.0258 | 0.1705 | 0.014 |
| Trenchers | 2022 | 2022Trenchers120 | 120 | 0.529 | 4.91345 | 3.77843 | 0.3481 | 0.3203 | 0.0049 | 475.3262 | 0.1537 | 0.012 |
| Trenchers | 2022 | 2022Trenchers175 | 175 | 0.3955 | 4.10333 | 3.31289 | 0.2115 | 0.1945 | 0.0048 | 467.7337 | 0.1513 | 0.012 |
| Trenchers | 2022 | 2022Trenchers250 | 250 | 0.3349 | 3.85292 | 1.66329 | 0.1605 | 0.1476 | 0.0049 | 473.8512 | 0.1533 | 0.012 |
| Trenchers | 2022 | 2022Trenchers500 | 500 | 0.2119 | 2.21226 | 1.87233 | 0.0937 | 0.0862 | 0.0049 | 470.5845 | 0.1522 | 0.012 |
| Trenchers | 2022 | 2022Trenchers750 | 750 | 0.0569 | 0.30138 | 0.94489 | 0.0089 | 0.0082 | 0.0049 | 474.2887 | 0.1534 | 0.012 |
| Trenchers | 2023 | 2023Trenchers15 | 15 | 0.6416 | 3.95873 | 4.30164 | 0.22 | 0.2024 | 0.0054 | 527.0954 | 0.1705 | 0.014 |
| Trenchers | 2023 | 2023Trenchers25 | 25 | 0.6416 | 3.95873 | 4.30164 | 0.22 | 0.2024 | 0.0054 | 527.0954 | 0.1705 | 0.014 |
| Trenchers | 2023 | 2023Trenchers50 | 50 | 0.6416 | 3.95873 | 4.30164 | 0.22 | 0.2024 | 0.0054 | 527.0954 | 0.1705 | 0.014 |
| Trenchers | 2023 | 2023Trenchers120 | 120 | 0.504 | 4.70045 | 3.76842 | 0.3261 | 0.3 | 0.0049 | 475.6903 | 0.1538 | 0.012 |
| Trenchers | 2023 | 2023Trenchers175 | 175 | 0.3592 | 3.65725 | 3.29061 | 0.1855 | 0.1706 | 0.0048 | 467.7332 | 0.1513 | 0.012 |
| Trenchers | 2023 | 2023Trenchers250 | 250 | 0.3279 | 3.7365 | 1.6386 | 0.1551 | 0.1427 | 0.0049 | 473.8485 | 0.1533 | 0.012 |
| Trenchers | 2023 | 2023Trenchers500 | 500 | 0.1985 | 2.00504 | 1.72273 | 0.0845 | 0.0778 | 0.0049 | 471.6125 | 0.1525 | 0.012 |
| Trenchers | 2023 | 2023Trenchers750 | 750 | 0.0602 | 0.30278 | 0.95111 | 0.009 | 0.0083 | 0.0049 | 474.4705 | 0.1535 | 0.012 |
| Trenchers | 2024 | 2024Trenchers15 | 15 | 0.6006 | 3.83415 | 4.23326 | 0.1965 | 0.1808 | 0.0054 | 527.0216 | 0.1704 | 0.014 |
| Trenchers | 2024 | 2024Trenchers25 | 25 | 0.6006 | 3.83415 | 4.23326 | 0.1965 | 0.1808 | 0.0054 | 527.0216 | 0.1704 | 0.014 |
| Trenchers | 2024 | 2024Trenchers50 | 50 | 0.6006 | 3.83415 | 4.23326 | 0.1965 | 0.1808 | 0.0054 | 527.0216 | 0.1704 | 0.014 |
| Trenchers | 2024 | 2024Trenchers120 | 120 | 0.4943 | 4.59319 | 3.76854 | 0.3178 | 0.2924 | 0.0049 | 475.6324 | 0.1538 | 0.012 |
| Trenchers | 2024 | 2024Trenchers175 | 175 | 0.3635 | 3.66715 | 3.31073 | 0.1867 | 0.1718 | 0.0048 | 467.7326 | 0.1513 | 0.012 |
| Trenchers | 2024 | 2024Trenchers250 | 250 | 0.3116 | 3.48285 | 1.59847 | 0.1455 | 0.1338 | 0.0049 | 473.8455 | 0.1533 | 0.012 |
| Trenchers | 2024 | 2024Trenchers500 | 500 | 0.1916 | 1.85871 | 1.66789 | 0.0799 | 0.0735 | 0.0049 | 469.9942 | 0.152 | 0.012 |
| Trenchers | 2024 | 2024Trenchers750 | 750 | 0.0644 | 0.30435 | 0.95838 | 0.0092 | 0.0084 | 0.0049 | 474.4782 | 0.1535 | 0.012 |
| Trenchers | 2025 | 2025Trenchers15 | 15 | 0.542 | 3.65681 | 4.11956 | 0.163 | 0.1499 | 0.0054 | 527.1603 | 0.1705 | 0.014 |
| Trenchers | 2025 | 2025Trenchers25 | 25 | 0.542 | 3.65681 | 4.11956 | 0.163 | 0.1499 | 0.0054 | 527.1603 | 0.1705 | 0.014 |
| Trenchers | 2025 | 2025Trenchers50 | 50 | 0.542 | 3.65681 | 4.11956 | 0.163 | 0.1499 | 0.0054 | 527.1603 | 0.1705 | 0.014 |
| Trenchers | 2025 | 2025Trenchers120 | 120 | 0.4565 | 4.279 | 3.73437 | 0.285 | 0.2622 | 0.0049 | 475.9014 | 0.1539 | 0.012 |
| Trenchers | 2025 | 2025Trenchers175 | 175 | 0.3581 | 3.54907 | 3.30907 | 0.1792 | 0.1648 | 0.0048 | 467.732 | 0.1513 | 0.012 |
| Trenchers | 2025 | 2025Trenchers250 | 250 | 0.3067 | 3.31521 | 1.60076 | 0.144 | 0.1325 | 0.0049 | 473.9168 | 0.1533 | 0.012 |
| Trenchers | 2025 | 2025Trenchers500 | 500 | 0.191 | 1.82613 | 1.67595 | 0.0787 | 0.0724 | 0.0049 | 470.4394 | 0.1521 | 0.012 |
| Trenchers | 2025 | 2025Trenchers750 | 750 | 0.0666 | 0.30526 | 0.96233 | 0.0092 | 0.0085 | 0.0049 | 474.4863 | 0.1535 | 0.012 |
| Trenchers | 2030 | 2030Trenchers15 | 15 | 0.661 | 4.142 | 3.469 | 0.161 | 0.161 | 0.008 | 568.299 | 0.059 | 0.015 |
| Trenchers | 2030 | 2030Trenchers25 | 25 | 0.685 | 4.332 | 2.339 | 0.161 | 0.161 | 0.007 | 568.299 | 0.061 | 0.015 |
| Trenchers | 2030 | 2030Trenchers50 | 50 | 0.851 | 3.835 | 5.208 | 0.144 | 0.144 | 0.007 | 568.299 | 0.076 | 0.015 |
| Trenchers | 2030 | 2030Trenchers120 | 120 | 0.409 | 2.559 | 3.743 | 0.132 | 0.132 | 0.006 | 568.299 | 0.036 | 0.015 |
| Trenchers | 2030 | 2030Trenchers175 | 175 | 0.3 | 1.529 | 3.273 | 0.08 | 0.08 | 0.006 | 568.3 | 0.027 | 0.015 |

| | | | | | | | | | | | | |
|---|---|---|---|---|---|---|---|---|---|---|---|---|
| Trenchers | 2030 | 2030Trenchers250 | 250 | 0.256 | 1.348 | 1.188 | 0.049 | 0.049 | 0.006 | 568.3 | 0.023 | 0.015 |
| Trenchers | 2030 | 2030Trenchers500 | 500 | 0.249 | 1.231 | 1.209 | 0.046 | 0.046 | 0.005 | 568.299 | 0.022 | 0.015 |
| Trenchers | 2030 | 2030Trenchers750 | 750 | 0.249 | 1.254 | 1.209 | 0.047 | 0.047 | 0.005 | 568.299 | 0.022 | 0.015 |
| Trenchers | 2035 | 2035Trenchers15 | 15 | 0.661 | 4.142 | 3.469 | 0.161 | 0.161 | 0.008 | 568.299 | 0.059 | 0.015 |
| Trenchers | 2035 | 2035Trenchers25 | 25 | 0.685 | 4.332 | 2.339 | 0.161 | 0.161 | 0.007 | 568.299 | 0.061 | 0.015 |
| Trenchers | 2035 | 2035Trenchers50 | 50 | 0.681 | 3.548 | 5.055 | 0.084 | 0.084 | 0.007 | 568.299 | 0.061 | 0.015 |
| Trenchers | 2035 | 2035Trenchers120 | 120 | 0.332 | 2.049 | 3.713 | 0.076 | 0.076 | 0.006 | 568.3 | 0.03 | 0.015 |
| Trenchers | 2035 | 2035Trenchers175 | 175 | 0.241 | 0.966 | 3.264 | 0.048 | 0.048 | 0.006 | 568.299 | 0.021 | 0.015 |
| Trenchers | 2035 | 2035Trenchers250 | 250 | 0.216 | 0.847 | 1.149 | 0.031 | 0.031 | 0.006 | 568.299 | 0.019 | 0.015 |
| Trenchers | 2035 | 2035Trenchers500 | 500 | 0.213 | 0.79 | 1.126 | 0.029 | 0.029 | 0.005 | 568.299 | 0.019 | 0.015 |
| Trenchers | 2035 | 2035Trenchers750 | 750 | 0.213 | 0.801 | 1.126 | 0.029 | 0.029 | 0.005 | 568.3 | 0.019 | 0.015 |
| Trenchers | 2040 | 2040Trenchers15 | 15 | 0.661 | 4.142 | 3.469 | 0.161 | 0.161 | 0.008 | 568.299 | 0.059 | 0.015 |
| Trenchers | 2040 | 2040Trenchers25 | 25 | 0.685 | 4.332 | 2.339 | 0.161 | 0.161 | 0.007 | 568.299 | 0.061 | 0.015 |
| Trenchers | 2040 | 2040Trenchers50 | 50 | 0.598 | 3.374 | 4.98 | 0.052 | 0.052 | 0.007 | 568.299 | 0.054 | 0.015 |
| Trenchers | 2040 | 2040Trenchers120 | 120 | 0.293 | 1.767 | 3.699 | 0.047 | 0.047 | 0.006 | 568.299 | 0.026 | 0.015 |
| Trenchers | 2040 | 2040Trenchers175 | 175 | 0.207 | 0.639 | 3.26 | 0.03 | 0.03 | 0.006 | 568.3 | 0.018 | 0.015 |
| Trenchers | 2040 | 2040Trenchers250 | 250 | 0.193 | 0.573 | 1.126 | 0.02 | 0.02 | 0.006 | 568.3 | 0.017 | 0.015 |
| Trenchers | 2040 | 2040Trenchers500 | 500 | 0.191 | 0.542 | 1.081 | 0.02 | 0.02 | 0.005 | 568.3 | 0.017 | 0.015 |
| Trenchers | 2040 | 2040Trenchers750 | 750 | 0.191 | 0.549 | 1.081 | 0.02 | 0.02 | 0.005 | 568.299 | 0.017 | 0.015 |
| Welders | 1990 | 1990Welders15 | 15 | 1.804 | 9.999 | 4.999 | 0.974 | 0.974 | 1.018 | 568.299 | 0.162 | 0.015 |
| Welders | 1990 | 1990Welders25 | 25 | 2.213 | 6.919 | 4.999 | 0.74 | 0.74 | 0.83 | 568.299 | 0.199 | 0.015 |
| Welders | 1990 | 1990Welders50 | 50 | 3.899 | 7.611 | 8.078 | 1.085 | 1.085 | 0.846 | 568.3 | 0.351 | 0.015 |
| Welders | 1990 | 1990Welders120 | 120 | 2.107 | 13.999 | 5.312 | 1.146 | 1.146 | 0.768 | 568.3 | 0.19 | 0.015 |
| Welders | 1990 | 1990Welders175 | 175 | 1.442 | 12.598 | 4.703 | 0.761 | 0.761 | 0.736 | 568.299 | 0.13 | 0.015 |
| Welders | 1990 | 1990Welders250 | 250 | 1.442 | 12.598 | 4.703 | 0.761 | 0.761 | 0.736 | 568.299 | 0.13 | 0.015 |
| Welders | 1990 | 1990Welders500 | 500 | 1.304 | 12.141 | 8.704 | 0.672 | 0.672 | 0.642 | 568.3 | 0.117 | 0.015 |
| Welders | 2000 | 2000Welders15 | 15 | 1.723 | 9.08 | 4.875 | 0.747 | 0.747 | 0.079 | 568.299 | 0.155 | 0.015 |
| Welders | 2000 | 2000Welders25 | 25 | 2.095 | 6.405 | 4.783 | 0.569 | 0.569 | 0.065 | 568.299 | 0.189 | 0.015 |
| Welders | 2000 | 2000Welders50 | 50 | 3.664 | 6.797 | 7.708 | 0.803 | 0.803 | 0.066 | 568.299 | 0.33 | 0.015 |
| Welders | 2000 | 2000Welders120 | 120 | 1.704 | 10.046 | 4.433 | 0.791 | 0.791 | 0.06 | 568.3 | 0.153 | 0.015 |
| Welders | 2000 | 2000Welders175 | 175 | 1.14 | 9.126 | 3.61 | 0.468 | 0.468 | 0.057 | 568.299 | 0.102 | 0.015 |
| Welders | 2000 | 2000Welders250 | 250 | 0.954 | 8.783 | 2.869 | 0.384 | 0.384 | 0.057 | 568.299 | 0.086 | 0.015 |
| Welders | 2000 | 2000Welders500 | 500 | 0.878 | 8.466 | 4.719 | 0.344 | 0.344 | 0.05 | 568.299 | 0.079 | 0.015 |
| Welders | 2005 | 2005Welders15 | 15 | 1.394 | 7.817 | 4.38 | 0.621 | 0.621 | 0.079 | 568.299 | 0.125 | 0.015 |
| Welders | 2005 | 2005Welders25 | 25 | 1.622 | 6.014 | 3.922 | 0.483 | 0.483 | 0.065 | 568.299 | 0.146 | 0.015 |
| Welders | 2005 | 2005Welders50 | 50 | 3.264 | 6.342 | 7.144 | 0.746 | 0.746 | 0.066 | 568.299 | 0.294 | 0.015 |
| Welders | 2005 | 2005Welders120 | 120 | 1.459 | 8.459 | 4.096 | 0.733 | 0.733 | 0.06 | 568.299 | 0.131 | 0.015 |
| Welders | 2005 | 2005Welders175 | 175 | 0.953 | 7.736 | 3.26 | 0.405 | 0.405 | 0.057 | 568.299 | 0.086 | 0.015 |
| Welders | 2005 | 2005Welders250 | 250 | 0.682 | 7.302 | 1.941 | 0.268 | 0.268 | 0.057 | 568.299 | 0.061 | 0.015 |
| Welders | 2005 | 2005Welders500 | 500 | 0.606 | 6.755 | 2.566 | 0.241 | 0.241 | 0.05 | 568.299 | 0.054 | 0.015 |
| Welders | 2010 | 2010Welders15 | 15 | 1.124 | 6.554 | 4.027 | 0.473 | 0.473 | 0.008 | 568.3 | 0.101 | 0.015 |
| Welders | 2010 | 2010Welders25 | 25 | 1.267 | 5.477 | 3.309 | 0.384 | 0.384 | 0.007 | 568.299 | 0.114 | 0.015 |
| Welders | 2010 | 2010Welders50 | 50 | 2.658 | 5.944 | 6.571 | 0.623 | 0.623 | 0.007 | 568.299 | 0.239 | 0.015 |
| Welders | 2010 | 2010Welders120 | 120 | 1.149 | 6.999 | 3.928 | 0.61 | 0.61 | 0.006 | 568.299 | 0.103 | 0.015 |
| Welders | 2010 | 2010Welders175 | 175 | 0.762 | 6.255 | 3.185 | 0.338 | 0.338 | 0.006 | 568.299 | 0.068 | 0.015 |
| Welders | 2010 | 2010Welders250 | 250 | 0.496 | 5.857 | 1.433 | 0.189 | 0.189 | 0.006 | 568.299 | 0.044 | 0.015 |
| Welders | 2010 | 2010Welders500 | 500 | 0.445 | 5.26 | 1.621 | 0.174 | 0.174 | 0.005 | 568.299 | 0.04 | 0.015 |
| Welders | 2011 | 2011Welders15 | 15 | 1.067 | 6.283 | 3.952 | 0.441 | 0.441 | 0.008 | 568.299 | 0.096 | 0.015 |
| Welders | 2011 | 2011Welders25 | 25 | 1.192 | 5.36 | 3.179 | 0.361 | 0.361 | 0.007 | 568.3 | 0.107 | 0.015 |
| Welders | 2011 | 2011Welders50 | 50 | 2.488 | 5.85 | 6.392 | 0.593 | 0.593 | 0.007 | 568.299 | 0.224 | 0.015 |
| Welders | 2011 | 2011Welders120 | 120 | 1.077 | 6.632 | 3.891 | 0.584 | 0.584 | 0.006 | 568.3 | 0.097 | 0.015 |
| Welders | 2011 | 2011Welders175 | 175 | 0.719 | 5.91 | 3.173 | 0.325 | 0.325 | 0.006 | 568.299 | 0.064 | 0.015 |
| Welders | 2011 | 2011Welders250 | 250 | 0.457 | 5.462 | 1.34 | 0.17 | 0.17 | 0.006 | 568.299 | 0.041 | 0.015 |
| Welders | 2011 | 2011Welders500 | 500 | 0.411 | 4.886 | 1.473 | 0.157 | 0.157 | 0.005 | 568.299 | 0.037 | 0.015 |
| Welders | 2012 | 2012Welders15 | 15 | 1.007 | 5.999 | 3.874 | 0.407 | 0.407 | 0.008 | 568.299 | 0.09 | 0.015 |
| Welders | 2012 | 2012Welders25 | 25 | 1.113 | 5.239 | 3.043 | 0.337 | 0.337 | 0.007 | 568.299 | 0.1 | 0.015 |
| Welders | 2012 | 2012Welders50 | 50 | 2.299 | 5.749 | 6.185 | 0.56 | 0.56 | 0.007 | 568.299 | 0.207 | 0.015 |
| Welders | 2012 | 2012Welders120 | 120 | 1.001 | 6.232 | 3.852 | 0.549 | 0.549 | 0.006 | 568.299 | 0.09 | 0.015 |
| Welders | 2012 | 2012Welders175 | 175 | 0.673 | 5.543 | 3.161 | 0.303 | 0.303 | 0.006 | 568.299 | 0.06 | 0.015 |
| Welders | 2012 | 2012Welders250 | 250 | 0.427 | 5.087 | 1.281 | 0.154 | 0.154 | 0.006 | 568.299 | 0.038 | 0.015 |
| Welders | 2012 | 2012Welders500 | 500 | 0.386 | 4.532 | 1.369 | 0.144 | 0.144 | 0.005 | 568.299 | 0.034 | 0.015 |
| Welders | 2013 | 2013Welders15 | 15 | 0.948 | 5.716 | 3.796 | 0.373 | 0.373 | 0.008 | 568.299 | 0.085 | 0.015 |
| Welders | 2013 | 2013Welders25 | 25 | 1.034 | 5.117 | 2.907 | 0.314 | 0.314 | 0.007 | 568.299 | 0.093 | 0.015 |
| Welders | 2013 | 2013Welders50 | 50 | 2.101 | 5.526 | 5.967 | 0.517 | 0.517 | 0.007 | 568.299 | 0.189 | 0.015 |
| Welders | 2013 | 2013Welders120 | 120 | 0.925 | 5.836 | 3.813 | 0.507 | 0.507 | 0.006 | 568.3 | 0.083 | 0.015 |
| Welders | 2013 | 2013Welders175 | 175 | 0.627 | 5.195 | 3.151 | 0.279 | 0.279 | 0.006 | 568.299 | 0.056 | 0.015 |
| Welders | 2013 | 2013Welders250 | 250 | 0.402 | 4.723 | 1.241 | 0.141 | 0.141 | 0.006 | 568.299 | 0.036 | 0.015 |
| Welders | 2013 | 2013Welders500 | 500 | 0.365 | 4.191 | 1.291 | 0.131 | 0.131 | 0.005 | 568.299 | 0.032 | 0.015 |
| Welders | 2014 | 2014Welders15 | 15 | 0.891 | 5.445 | 3.723 | 0.341 | 0.341 | 0.008 | 568.3 | 0.08 | 0.015 |
| Welders | 2014 | 2014Welders25 | 25 | 0.96 | 5 | 2.78 | 0.291 | 0.291 | 0.007 | 568.299 | 0.086 | 0.015 |
| Welders | 2014 | 2014Welders50 | 50 | 1.9 | 5.308 | 5.749 | 0.473 | 0.473 | 0.007 | 568.3 | 0.171 | 0.015 |
| Welders | 2014 | 2014Welders120 | 120 | 0.849 | 5.481 | 3.774 | 0.464 | 0.464 | 0.006 | 568.299 | 0.076 | 0.015 |
| Welders | 2014 | 2014Welders175 | 175 | 0.581 | 4.862 | 3.141 | 0.255 | 0.255 | 0.006 | 568.299 | 0.052 | 0.015 |
| Welders | 2014 | 2014Welders250 | 250 | 0.376 | 4.297 | 1.207 | 0.128 | 0.128 | 0.006 | 568.299 | 0.034 | 0.015 |
| Welders | 2014 | 2014Welders500 | 500 | 0.343 | 3.788 | 1.227 | 0.119 | 0.119 | 0.005 | 568.299 | 0.031 | 0.015 |
| Welders | 2015 | 2015Welders15 | 15 | 0.84 | 5.196 | 3.658 | 0.311 | 0.311 | 0.008 | 568.299 | 0.075 | 0.015 |
| Welders | 2015 | 2015Welders25 | 25 | 0.894 | 4.89 | 2.666 | 0.27 | 0.27 | 0.007 | 568.299 | 0.08 | 0.015 |
| Welders | 2015 | 2015Welders50 | 50 | 1.715 | 5.113 | 5.562 | 0.43 | 0.43 | 0.007 | 568.3 | 0.154 | 0.015 |
| Welders | 2015 | 2015Welders120 | 120 | 0.772 | 5.077 | 3.738 | 0.419 | 0.419 | 0.006 | 568.299 | 0.069 | 0.015 |
| Welders | 2015 | 2015Welders175 | 175 | 0.532 | 4.408 | 3.133 | 0.23 | 0.23 | 0.006 | 568.299 | 0.048 | 0.015 |
| Welders | 2015 | 2015Welders250 | 250 | 0.357 | 3.88 | 1.178 | 0.116 | 0.116 | 0.006 | 568.299 | 0.031 | 0.015 |
| Welders | 2015 | 2015Welders500 | 500 | 0.324 | 3.398 | 1.176 | 0.108 | 0.108 | 0.005 | 568.299 | 0.029 | 0.015 |
| Welders | 2016 | 2016Welders15 | 15 | 0.809 | 5.023 | 3.622 | 0.289 | 0.289 | 0.008 | 568.299 | 0.073 | 0.015 |
| Welders | 2016 | 2016Welders25 | 25 | 0.855 | 4.803 | 2.604 | 0.255 | 0.255 | 0.007 | 568.299 | 0.077 | 0.015 |
| Welders | 2016 | 2016Welders50 | 50 | 1.54 | 4.936 | 5.395 | 0.389 | 0.389 | 0.007 | 568.299 | 0.138 | 0.015 |
| Welders | 2016 | 2016Welders120 | 120 | 0.699 | 4.692 | 3.705 | 0.375 | 0.375 | 0.006 | 568.3 | 0.063 | 0.015 |
| Welders | 2016 | 2016Welders175 | 175 | 0.486 | 3.973 | 3.128 | 0.206 | 0.206 | 0.006 | 568.299 | 0.043 | 0.015 |
| Welders | 2016 | 2016Welders250 | 250 | 0.33 | 3.481 | 1.153 | 0.104 | 0.104 | 0.006 | 568.299 | 0.029 | 0.015 |
| Welders | 2016 | 2016Welders500 | 500 | 0.306 | 3.032 | 1.134 | 0.097 | 0.097 | 0.005 | 568.299 | 0.027 | 0.015 |
| Welders | 2017 | 2017Welders15 | 15 | 0.786 | 4.887 | 3.599 | 0.272 | 0.272 | 0.008 | 568.299 | 0.07 | 0.015 |
| Welders | 2017 | 2017Welders25 | 25 | 0.83 | 4.729 | 2.564 | 0.243 | 0.243 | 0.007 | 568.299 | 0.074 | 0.015 |
| Welders | 2017 | 2017Welders50 | 50 | 1.372 | 4.768 | 5.239 | 0.35 | 0.35 | 0.007 | 568.299 | 0.123 | 0.015 |
| Welders | 2017 | 2017Welders120 | 120 | 0.63 | 4.328 | 3.675 | 0.332 | 0.332 | 0.006 | 568.299 | 0.056 | 0.015 |
| Welders | 2017 | 2017Welders175 | 175 | 0.442 | 3.562 | 3.124 | 0.183 | 0.183 | 0.006 | 568.299 | 0.039 | 0.015 |
| Welders | 2017 | 2017Welders250 | 250 | 0.31 | 3.105 | 1.133 | 0.094 | 0.094 | 0.006 | 568.299 | 0.028 | 0.015 |
| Welders | 2017 | 2017Welders500 | 500 | 0.29 | 2.713 | 1.102 | 0.088 | 0.088 | 0.005 | 568.299 | 0.026 | 0.015 |
| Welders | 2018 | 2018Welders15 | 15 | 0.766 | 4.762 | 3.58 | 0.256 | 0.256 | 0.008 | 568.3 | 0.069 | 0.015 |
| Welders | 2018 | 2018Welders25 | 25 | 0.807 | 4.661 | 2.531 | 0.232 | 0.232 | 0.007 | 568.299 | 0.072 | 0.015 |
| Welders | 2018 | 2018Welders50 | 50 | 1.21 | 4.607 | 5.092 | 0.311 | 0.311 | 0.007 | 568.299 | 0.109 | 0.015 |
| Welders | 2018 | 2018Welders120 | 120 | 0.564 | 3.98 | 3.648 | 0.29 | 0.29 | 0.006 | 568.299 | 0.05 | 0.015 |
| Welders | 2018 | 2018Welders175 | 175 | 0.402 | 3.176 | 3.123 | 0.162 | 0.162 | 0.006 | 568.299 | 0.036 | 0.015 |
| Welders | 2018 | 2018Welders250 | 250 | 0.292 | 2.751 | 1.118 | 0.084 | 0.084 | 0.006 | 568.299 | 0.026 | 0.015 |
| Welders | 2018 | 2018Welders500 | 500 | 0.277 | 2.43 | 1.08 | 0.08 | 0.08 | 0.005 | 568.299 | 0.025 | 0.015 |
| Welders | 2019 | 2019Welders15 | 15 | 0.748 | 4.647 | 3.562 | 0.241 | 0.241 | 0.008 | 568.299 | 0.067 | 0.015 |
| Welders | 2019 | 2019Welders25 | 25 | 0.787 | 4.596 | 2.501 | 0.222 | 0.222 | 0.007 | 568.299 | 0.071 | 0.015 |
| Welders | 2019 | 2019Welders50 | 50 | 1.055 | 4.449 | 4.95 | 0.273 | 0.273 | 0.007 | 568.299 | 0.095 | 0.015 |
| Welders | 2019 | 2019Welders120 | 120 | 0.503 | 3.648 | 3.623 | 0.25 | 0.25 | 0.006 | 568.299 | 0.045 | 0.015 |
| Welders | 2019 | 2019Welders175 | 175 | 0.37 | 2.832 | 3.122 | 0.143 | 0.143 | 0.006 | 568.3 | 0.033 | 0.015 |
| Welders | 2019 | 2019Welders250 | 250 | 0.276 | 2.432 | 1.104 | 0.075 | 0.075 | 0.006 | 568.299 | 0.024 | 0.015 |
| Welders | 2019 | 2019Welders500 | 500 | 0.264 | 2.163 | 1.065 | 0.072 | 0.072 | 0.005 | 568.3 | 0.023 | 0.015 |
| Welders | 2020 | 2020Welders15 | 15 | 0.731 | 4.542 | 3.546 | 0.227 | 0.227 | 0.008 | 568.299 | 0.066 | 0.015 |
| Welders | 2020 | 2020Welders25 | 25 | 0.769 | 4.538 | 2.473 | 0.212 | 0.212 | 0.007 | 568.299 | 0.069 | 0.015 |
| Welders | 2020 | 2020Welders50 | 50 | 0.937 | 4.304 | 4.86 | 0.238 | 0.238 | 0.007 | 568.299 | 0.084 | 0.015 |
| Welders | 2020 | 2020Welders120 | 120 | 0.455 | 3.351 | 3.605 | 0.216 | 0.216 | 0.006 | 568.299 | 0.041 | 0.015 |
| Welders | 2020 | 2020Welders175 | 175 | 0.344 | 2.523 | 3.122 | 0.127 | 0.127 | 0.006 | 568.299 | 0.031 | 0.015 |
| Welders | 2020 | 2020Welders250 | 250 | 0.261 | 2.143 | 1.093 | 0.066 | 0.066 | 0.006 | 568.299 | 0.023 | 0.015 |
| Welders | 2020 | 2020Welders500 | 500 | 0.252 | 1.91 | 1.055 | 0.064 | 0.064 | 0.005 | 568.299 | 0.022 | 0.015 |
| Welders | 2021 | 2021Welders15 | 15 | 0.717 | 4.462 | 3.531 | 0.214 | 0.214 | 0.008 | 568.299 | 0.064 | 0.015 |
| Welders | 2021 | 2021Welders25 | 25 | 0.752 | 4.497 | 2.446 | 0.201 | 0.201 | 0.007 | 568.299 | 0.067 | 0.015 |
| Welders | 2021 | 2021Welders50 | 50 | 0.829 | 4.133 | 4.708 | 0.203 | 0.203 | 0.007 | 568.299 | 0.074 | 0.015 |
| Welders | 2021 | 2021Welders120 | 120 | 0.411 | 3.042 | 3.579 | 0.184 | 0.184 | 0.006 | 568.299 | 0.037 | 0.015 |
| Welders | 2021 | 2021Welders175 | 175 | 0.315 | 2.189 | 3.112 | 0.11 | 0.11 | 0.006 | 568.299 | 0.028 | 0.015 |
| Welders | 2021 | 2021Welders250 | 250 | 0.243 | 1.836 | 1.081 | 0.057 | 0.057 | 0.006 | 568.299 | 0.021 | 0.015 |

| | | | | | | | | | | | | |
|---|---|---|---|---|---|---|---|---|---|---|---|---|
| Welders | 2021 | 2021Welders500 | 500 | 0.236 | 1.642 | 1.044 | 0.055 | 0.055 | 0.005 | 568.299 | 0.021 | 0.015 |
| Welders | 2022 | 2022Welders15 | 15 | 0.707 | 4.408 | 3.519 | 0.203 | 0.203 | 0.008 | 568.3 | 0.063 | 0.015 |
| Welders | 2022 | 2022Welders25 | 25 | 0.739 | 4.47 | 2.426 | 0.193 | 0.193 | 0.007 | 568.299 | 0.066 | 0.015 |
| Welders | 2022 | 2022Welders50 | 50 | 0.758 | 4.007 | 4.645 | 0.175 | 0.175 | 0.007 | 568.299 | 0.068 | 0.015 |
| Welders | 2022 | 2022Welders120 | 120 | 0.382 | 2.808 | 3.57 | 0.16 | 0.16 | 0.006 | 568.299 | 0.034 | 0.015 |
| Welders | 2022 | 2022Welders175 | 175 | 0.295 | 1.935 | 3.113 | 0.097 | 0.097 | 0.006 | 568.3 | 0.026 | 0.015 |
| Welders | 2022 | 2022Welders250 | 250 | 0.231 | 1.598 | 1.074 | 0.05 | 0.05 | 0.006 | 568.299 | 0.02 | 0.015 |
| Welders | 2022 | 2022Welders500 | 500 | 0.225 | 1.454 | 1.038 | 0.049 | 0.049 | 0.005 | 568.3 | 0.02 | 0.015 |
| Welders | 2023 | 2023Welders15 | 15 | 0.698 | 4.359 | 3.508 | 0.194 | 0.194 | 0.008 | 568.3 | 0.063 | 0.015 |
| Welders | 2023 | 2023Welders25 | 25 | 0.728 | 4.447 | 2.407 | 0.186 | 0.186 | 0.007 | 568.299 | 0.065 | 0.015 |
| Welders | 2023 | 2023Welders50 | 50 | 0.697 | 3.891 | 4.596 | 0.151 | 0.151 | 0.007 | 568.299 | 0.062 | 0.015 |
| Welders | 2023 | 2023Welders120 | 120 | 0.357 | 2.599 | 3.564 | 0.139 | 0.139 | 0.006 | 568.299 | 0.032 | 0.015 |
| Welders | 2023 | 2023Welders175 | 175 | 0.277 | 1.726 | 3.115 | 0.085 | 0.085 | 0.006 | 568.299 | 0.025 | 0.015 |
| Welders | 2023 | 2023Welders250 | 250 | 0. 2 | 1.404 | 1.071 | 0.044 | 0.044 | 0.006 | 568.299 | 0.019 | 0.015 |
| Welders | 2023 | 2023Welders500 | 500 | 0.215 | 1.289 | 1.034 | 0.042 | 0.042 | 0.005 | 568.299 | 0.019 | 0.015 |
| Welders | 2024 | 2024Welders15 | 15 | 0.69 | 4.316 | 3.499 | 0.188 | 0.188 | 0.008 | 568.299 | 0.062 | 0.015 |
| Welders | 2024 | 2024Welders25 | 25 | 0.718 | 4.426 | 2.39 | 0.181 | 0.181 | 0.007 | 568.299 | 0.064 | 0.015 |
| Welders | 2024 | 2024Welders50 | 50 | 0.646 | 3.782 | 4.557 | 0.13 | 0.13 | 0.007 | 568.299 | 0.058 | 0.015 |
| Welders | 2024 | 2024Welders120 | 120 | 0.336 | 2.43 | 3.56 | 0.12 | 0.12 | 0.006 | 568.299 | 0.03 | 0.015 |
| Welders | 2024 | 2024Welders175 | 175 | 0.261 | 1.541 | 3.118 | 0.074 | 0.074 | 0.006 | 568.299 | 0.023 | 0.015 |
| Welders | 2024 | 2024Welders250 | 250 | 0.21 | 1.234 | 1.068 | 0.038 | 0.038 | 0.006 | 568.299 | 0.018 | 0.015 |
| Welders | 2024 | 2024Welders500 | 500 | 0.205 | 1.135 | 1.032 | 0.037 | 0.037 | 0.005 | 568.299 | 0.018 | 0.015 |
| Welders | 2025 | 2025Welders15 | 15 | 0.683 | 4.278 | 3.491 | 0.183 | 0.183 | 0.008 | 568.3 | 0.061 | 0.015 |
| Welders | 2025 | 2025Welders25 | 25 | 0.709 | 4.407 | 2.376 | 0.177 | 0.177 | 0.007 | 568.299 | 0.064 | 0.015 |
| Welders | 2025 | 2025Welders50 | 50 | 0.602 | 3.676 | 4.524 | 0.112 | 0.112 | 0.007 | 568.299 | 0.054 | 0.015 |
| Welders | 2025 | 2025Welders120 | 120 | 0.316 | 2.283 | 3.557 | 0.102 | 0.102 | 0.006 | 568.299 | 0.028 | 0.015 |
| Welders | 2025 | 2025Welders175 | 175 | 0.245 | 1.365 | 3.121 | 0.063 | 0.063 | 0.006 | 568.299 | 0.022 | 0.015 |
| Welders | 2025 | 2025Welders250 | 250 | 0.199 | 1.075 | 1.065 | 0.032 | 0.032 | 0.006 | 568.299 | 0.018 | 0.015 |
| Welders | 2025 | 2025Welders500 | 500 | 0.196 | 0.99 | 1.029 | 0.031 | 0.031 | 0.005 | 568.299 | 0.017 | 0.015 |
| Welders | 2030 | 2030Welders15 | 15 | 0.663 | 4.164 | 3.47 | 0.166 | 0.166 | 0.008 | 568.299 | 0.059 | 0.015 |
| Welders | 2030 | 2030Welders25 | 25 | 0.687 | 4.347 | 2.34 | 0.165 | 0.165 | 0.007 | 568.299 | 0.061 | 0.015 |
| Welders | 2030 | 2030Welders50 | 50 | 0.449 | 3.273 | 4.387 | 0.045 | 0.045 | 0.007 | 568.299 | 0.04 | 0.015 |
| Welders | 2030 | 2030Welders120 | 120 | 0.239 | 1.707 | 3.535 | 0.04 | 0.04 | 0.006 | 568.299 | 0.021 | 0.015 |
| Welders | 2030 | 2030Welders175 | 175 | 0.176 | 0.628 | 3.121 | 0.027 | 0.027 | 0.006 | 568.299 | 0.015 | 0.015 |
| Welders | 2030 | 2030Welders250 | 250 | 0.162 | 0.525 | 1.063 | 0.017 | 0.017 | 0.006 | 568.299 | 0.014 | 0.015 |
| Welders | 2030 | 2030Welders500 | 500 | 0.161 | 0.495 | 1.027 | 0.017 | 0.017 | 0.005 | 568.299 | 0.014 | 0.015 |
| Welders | 2035 | 2035Welders15 | 15 | 0.661 | 4.143 | 3.469 | 0.162 | 0.162 | 0.008 | 568.299 | 0.059 | 0.015 |
| Welders | 2035 | 2035Welders25 | 25 | 0.685 | 4.332 | 2.339 | 0.162 | 0.162 | 0.007 | 568.299 | 0.061 | 0.015 |
| Welders | 2035 | 2035Welders50 | 50 | 0.405 | 3.147 | 4.349 | 0.022 | 0.022 | 0.007 | 568.299 | 0.036 | 0.015 |
| Welders | 2035 | 2035Welders120 | 120 | 0.214 | 1.509 | 3.528 | 0.019 | 0.019 | 0.005 | 568.299 | 0.019 | 0.015 |
| Welders | 2035 | 2035Welders175 | 175 | 0.153 | 0.387 | 3.121 | 0.015 | 0.015 | 0.006 | 568.299 | 0.013 | 0.015 |
| Welders | 2035 | 2035Welders250 | 250 | 0.149 | 0.343 | 1.063 | 0.012 | 0.012 | 0.006 | 568.299 | 0.013 | 0.015 |
| Welders | 2035 | 2035Welders500 | 500 | 0.149 | 0.339 | 1.027 | 0.012 | 0.012 | 0.005 | 568.299 | 0.013 | 0.015 |
| Welders | 2040 | 2040Welders15 | 15 | 0.661 | 4.142 | 3.469 | 0.161 | 0.161 | 0.008 | 568.299 | 0.059 | 0.015 |
| Welders | 2040 | 2040Welders25 | 25 | 0.685 | 4.332 | 2.339 | 0.161 | 0.161 | 0.007 | 568.299 | 0.061 | 0.015 |
| Welders | 2040 | 2040Welders50 | 50 | 0.402 | 3.093 | 4.336 | 0.015 | 0.015 | 0.007 | 568.3 | 0.036 | 0.015 |
| Welders | 2040 | 2040Welders120 | 120 | 0.208 | 1.447 | 3.524 | 0.014 | 0.014 | 0.006 | 568.299 | 0.018 | 0.015 |
| Welders | 2040 | 2040Welders175 | 175 | 0.145 | 0.303 | 3.118 | 0.011 | 0.011 | 0.006 | 568.299 | 0.013 | 0.015 |
| Welders | 2040 | 2040Welders250 | 250 | 0.143 | 0.287 | 1.062 | 0.01 | 0.01 | 0.006 | 568.3 | 0.012 | 0.015 |
| Welders | 2040 | 2040Welders500 | 500 | 0.143 | 0.287 | 1.026 | 0.01 | 0.01 | 0.005 | 568.299 | 0.012 | 0.015 |

DIESEL ONLY!!!!

| Model | Year | Concat | ROG | NOX | CO | PM10 | PM2.5 | PM10 BWTWRD | PM2.5 BWTWRD | SO2 | CO2(pav) | CH4 | N2O | Other (CO2e) |
|---|---|---|---|---|---|---|---|---|---|---|---|---|---|---|
| LDA/LDT/MDV | 2016 | LDA/LDT/MDV2016 | 0.03 | 0.15 | 1.30 | 0.00 | 0.00 | 0.87 | 0.22 | 0.00 | 370.92 | | | 18.55 |
| LDA/LDT/MDV | 2017 | LDA/LDT/MDV2017 | 0.03 | 0.13 | 1.15 | 0.00 | 0.00 | 0.87 | 0.22 | 0.00 | 361.93 | | | 18.10 |
| LDA/LDT/MDV | 2018 | LDA/LDT/MDV2018 | 0.02 | 0.12 | 1.02 | 0.00 | 0.00 | 0.87 | 0.22 | 0.00 | 352.64 | | | 17.63 |
| T7Hwy | 2016 | T7Hwy2016 | 0.34 | 8.75 | 1.23 | 0.15 | 0.15 | 0.93 | 0.24 | 0.02 | 1737.00 | 0.10 | 0.04 | |
| T7Hwy | 2017 | T7Hwy2017 | 0.24 | 7.26 | 0.87 | 0.09 | 0.09 | 0.93 | 0.24 | 0.02 | 1721.25 | 0.10 | 0.04 | |
| T7Hwy | 2018 | T7Hwy2018 | 0.16 | 6.11 | 0.62 | 0.05 | 0.05 | 0.93 | 0.24 | 0.02 | 1705.10 | 0.10 | 0.04 | |

Source: EMFAC2014; LDA/LDT and T7Hwy assume aggregated speeds

EMFAC Output

| PM10 BWTWRD | PM2.5 BWTWRD |
|---|---|
| 0.04 | 0.02 |
| 0.04 | 0.02 |
| 0.04 | 0.02 |
| 0.10 | 0.04 |
| 0.10 | 0.04 |
| 0.10 | 0.04 |

Re-entrained Paved Road Dust Emission Factor Calculation

*Methodology*

Calculation Methodology: USEPA AP-42, Paved Roads, Section 13.2.1, Revised January 2011:
http://www.epa.gov/ttn/chief/ap42/ch13/final/c13s0201.pdf
Avg vehicle weight and silt loading on Local Roads within Alameda County
http://www.arb.ca.gov/ei/areasrc/fullpdf/full7-9.pdf
Precipitation Days greater than 0.254mm (0.01 in) for Oakland Airport
http://www.wrcc.dri.edu/cgi-bin/cliMAIN.pl?ca6335 62 days

*Emission Factor Calculation*

$$E_{ext} = \left[ k\,(sL)^{0.91} \times (W)^{1.02} \right] (1 - P/4N)$$

| Pollutant | Variables | | | | | Emission Factor (g per mi) |
|---|---|---|---|---|---|---|
| | k | sL | W | P | N | |
| $PM_{10}$ | 0.0022 | 0.32 | 2.4 | 62.0 | 365 | 0.82746 |
| $PM_{2.5}$ | 0.00054 | 0.32 | 2.4 | 62.0 | 365 | 0.20310 |

E = particulate emission factor (grams of particulate matter/VMT)
k = particle size multiplier (lb/VMT) *default from AP-42*
sL = roadway silt loading (g/m2) *ARB Section 7.9, Table 3, Alameda, Local*
W = average weight of vehicles on the road (tons) *ARB Section 7.9, Table 3, Alameda, Local*
P = number of wet days with at least 0.254mm of precipitation *from WRCC*
N = number of days in the averaging period *annual days (365)*
g to lb conversion *0.002204623*

| OFFROAD Equipment Type | Horsepower | CMOD High | Carl Moyer LF |
|---|---|---|---|
| Aerial Lifts | 63 | 50 | 0.31 |
| Air Compressors | 78 | 120 | 0.48 |
| Bore/Drill Rigs | 206 | 250 | 0.50 |
| Cement and Mortar Mixers | 9 | 15 | 0.56 |
| Concrete/Industrial Saws | 81 | 120 | 0.73 |
| Cranes | 226 | 250 | 0.29 |
| Crawler Tractors | 208 | 250 | 0.43 |
| Crushing/Proc. Equipment | 85 | 120 | 0.78 |
| Dumpers/Tenders | 16 | 15 | 0.38 |
| Excavators | 163 | 175 | 0.38 |
| Forklifts | 89 | 120 | 0.20 |
| Generator Sets | 84 | 120 | 0.74 |
| Graders | 175 | 175 | 0.41 |
| Off-Highway Tractors | 123 | 120 | 0.44 |
| Off-Highway Trucks | 400 | 500 | 0.38 |
| Other Construction Equipment | 172 | 175 | 0.42 |
| Other General Industrial Equipment | 88 | 120 | 0.34 |
| Other Material Handling Equipment | 167 | 175 | 0.40 |
| Pavers | 126 | 120 | 0.42 |
| Paving Equipment | 131 | 120 | 0.36 |
| Plate Compactors | 8 | 15 | 0.43 |
| Pressure Washers | 13 | 15 | 0.30 |
| Pumps | 84 | 120 | 0.74 |
| Rollers | 81 | 120 | 0.38 |
| Rough Terrain Forklifts | 100 | 120 | 0.40 |
| Rubber Tired Dozers | 255 | 250 | 0.40 |
| Rubber Tired Loaders | 200 | 250 | 0.36 |
| Scrapers | 362 | 500 | 0.48 |
| Signal Boards | 6 | 15 | 0.82 |
| Skid Steer Loaders | 65 | 75 | 0.37 |
| Surfacing Equipment | 254 | 250 | 0.30 |
| Sweepers/Scrubbers | 64 | 75 | 0.46 |
| Tractors/Loaders/Backhoes | 98 | 120 | 0.37 |
| Trenchers | 81 | 120 | 0.50 |
| Welders | 46 | 50 | 0.45 |
| Chainsaws (gasoline) | 1 | 5 | 0.5 |
| Trimmers/Edgers/Brush Cutters (gasoline) | 1 | 5 | 0.5 |
| Chippers/Stump Grinders (gasoline) | 18 | 25 | 0.78 |

Source: CalEEMOd Users Guide (UPDATED SEPTEMBER 2013)

Approved as to Form and Legality

City Attorney

FILED
OFFICE OF THE CITY CLERK
OAKLAND

2016 SEP 22 PM 5:46

# OAKLAND CITY COUNCIL

RESOLUTION NO. _____ C.M.S.

Introduced by Councilmember _____

**A RESOLUTION DENYING THE APPEALS OF THE COALITION OF NEIGHBORHOOD STAKEHOLDERS AND OAKLAND RESIDENTS FOR RESPONSIBLE DEVELOPMENT AND THUS UPHOLDING THE PLANNING COMMISSION'S APPROVAL OF A PROPOSAL TO CONSTRUCT 262 DWELLING UNITS OVER APPROXIMATELY 13,000 SQUARE FEET OF RETAIL LOCATED AT 226 13TH STREET, OAKLAND CA (PROJECT CASE NO. PLN15-320), INCLUDING ADOPTING CEQA EXEMPTIONS (15183 & 15183.3) AND AN ADDENDUM (RELYING ON THE PREVIOUSLY CERTIFIED 2014 LAKE MERRITT STATION AREA PLAN EIR)**

**WHEREAS,** the project applicant, WP West Acquisitions, filed an application on October 7, 2015, to construct a 262 unit residential building over approximately 13,000 square feet of ground floor commercial at 226 13th Street, Oakland Ca. (Project); and

**WHEREAS**, the Design Review Committee of the Planning Commission considered the design review aspects of the Project at a duly noticed public meeting on January 13, 2016; and

**WHEREAS**, the City Planning Commission took testimony and considered the project at its duly noticed public meeting of June 1, 2016. At the conclusion of the public hearing, the Commission deliberated the matter and voted to continue the item to a date certain on June 22, 2016; and

**WHEREAS**, the City Planning Commission took testimony and considered the project at its public meeting of June 22, 2016. At the conclusion of the public hearing, the Commission deliberated the matter and voted (4-0-0) to approve the Project; and

**WHEREAS** on July 1, 2016, an appeal of the Planning Commission's approval and a statement setting forth the basis of the appeal was filed by Eric Arnold on behalf of Coalition of Neighborhood Stakeholders; and

**WHEREAS** on July 5, 2016, an appeal of the Planning Commission's approval and a statement setting forth the basis of the appeal was filed by Laura Horton on behalf of Oakland Residents for Responsible Development; and

WHEREAS, after giving due notice to the Appellant, the Applicant, all interested parties and the public, the Appeal came before the City Council at a duly noticed public hearing on October 4, 2016; and

WHEREAS, the Appellant, the Applicant, supporters of the application, those opposed to the application and interested neutral parties were given ample opportunity to participate in the public hearing by submittal of oral and/or written comments; and

WHEREAS, the public hearing on the Appeal was closed by the City Council on October 4, 2016; now, therefore be it

**RESOLVED**: That, the City Council hereby independently finds and determines that the requirements of the California Environmental Quality Act (CEQA) of 1970, as prescribed by the Secretary of Resources, and the City of Oakland's environmental review requirements, have been satisfied, and, the adoption of this resolution is exempt from CEQA pursuant to CEQA Guidelines Section 15183 and/or Section 15183.3; and furthermore none of the factors requiring further CEQA review are met and the City can rely on an Addendum to the previously Certified 2014 Lake Merritt Station Area Plan EIR, pursuant to CEQA Guidelines section 15162-15164, each of the foregoing provides a separate and independent basis for CEQA compliance; and be it

**FURTHER RESOLVED**: That, the City Council, having heard, considered and weighed all the evidence in the record presented on behalf of all parties and being fully informed of the Application, the Planning Commission's decision, and the Appeals, finds that the Appellants have **not** shown, by reliance on evidence already contained in the record before the City Planning Commission that the Commission's decision on June 22, 2016 was made in error, that there was an abuse of discretion by the Planning Commission or that the Commission's decision was not supported by substantial evidence in the record, based on the June 1, 2016 Staff Report to the City Planning Commission and the September 20, 2016, City Council Agenda Report hereby incorporated by reference as if fully set forth herein. Accordingly, the Appeal is denied, the Planning Commission's CEQA Determination is upheld, based upon the June 1, 2016 Staff Report to the City Planning Commission and the October 4, 2016, City Council Agenda Report, each of which is hereby separately and independently adopted by this Council in full; and be it

**FURTHER RESOLVED:** That, in support of the Planning Commission's decision to approve the Project, the City Council affirms and adopts the June 1, 2016 Staff Report to the City Planning Commission (including without limitation the discussion, findings, conclusions and conditions of approval each of which is hereby separately and independently adopted by this Council in full), as well as the October 4, 2016, City Council Agenda Report, (including without limitation the discussion, findings, conclusions and conditions of approval, each of which is hereby separately and independently adopted by this Council in full), except where otherwise expressly stated in this Resolution; and be it

**FURTHER RESOLVED**: That, the City Council finds and determines that this Resolution complies with CEQA and the Environmental Review Officer is directed to cause to be filed a Notice of Exemption and Notice of Determination with the appropriate agencies; and be it

**FURTHER RESOLVED:** That, the record before this Council relating to this application and appeal includes, without limitation, the following:

1. the application, including all accompanying maps and papers;

2. all plans submitted by the Applicant and his representatives;

3. the notice of appeal and all accompanying statements and materials;

4. all final staff reports, final decision letters and other final documentation and information produced by or on behalf of the City, including without limitation and all related/supporting final materials, and all final notices relating to the application and attendant hearings;

5. all oral and written evidence received by the City Planning Commission and City Council during the public hearings on the appeal; and all written evidence received by relevant City Staff before and during the public hearings on the application and appeal;

6. all matters of common knowledge and all official enactments and acts of the City, including, without limitation (a) the General Plan; (b) Oakland Municipal Code (c) Oakland Planning Code; (d) other applicable City policies and regulations; and, (e) all applicable state and federal laws, rules and regulations; and be it

**FURTHER RESOLVED:** That, the custodians and locations of the documents or other materials which constitute the record of proceedings upon which the City Council's decision is based are respectively: (a) Department of Planning & Building, Bureau of Planning, 250 Frank H. Ogawa Plaza, 2114, Oakland CA.; and (b) Office of the City Clerk, 1 Frank H. Ogawa Plaza, 1st floor, Oakland, CA; and be it

**FURTHER RESOLVED:** That, the recitals contained in this Resolution are true and correct and are an integral part of the City Council's decision.

IN COUNCIL, OAKLAND, CALIFORNIA, _____

**PASSED BY THE FOLLOWING VOTE:**

AYES - BROOKS, CAMPBELL WASHINGTON, GALLO, GUILLEN, KALB, KAPLAN, REID, AND PRESIDENT GIBSON MCELHANEY

NOES -

ABSENT -

ABSTENTION -

ATTEST:_____
LaTonda Simmons
City Clerk and Clerk of the Council
of the City of Oakland, California