



OFCY Strategic Plan 2025-2028

Robin Love, Child and Youth Services Manager
Human Services Department

Brightstar Ohlson, Principal & CEO
Bright Research Group



**CITY OF
OAKLAND**



**BRIGHT
RESEARCH GROUP**



OAKLAND FUND FOR CHILDREN AND YOUTH (OFCY)

- Established by the voter-approved Kids First! Initiative (Measure K) in 1996 to support direct services to youth under 21.
- Reauthorized by voters through Measure D in 2009 (for 2009–2020) and by City Council in 2020 (for 2021-2033).
- 3% of unrestricted General Purpose Fund; updated strategic plan required every 3 years. Forms the basis for RFPs to fund youth and family services.
- OFCY services support these four goal areas:



Healthy
Development of
Young Children




Student
Success in
School



Youth
Development
and Violence
Prevention

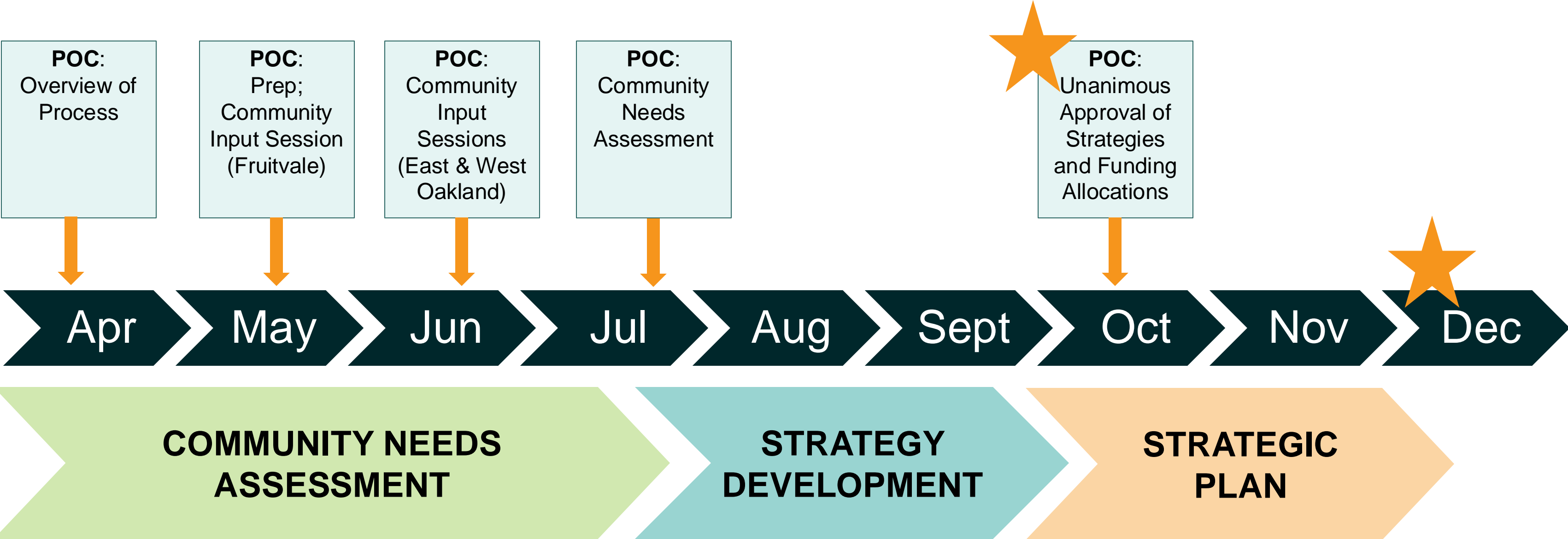


Transitions to
Adulthood




**CITY OF
OAKLAND**

STRATEGIC PLANNING PROCESS



COMMUNITY NEEDS ASSESSMENT


Key Findings



**CITY OF
OAKLAND**

COMMUNITY NEEDS ASSESSMENT METHODOLOGY

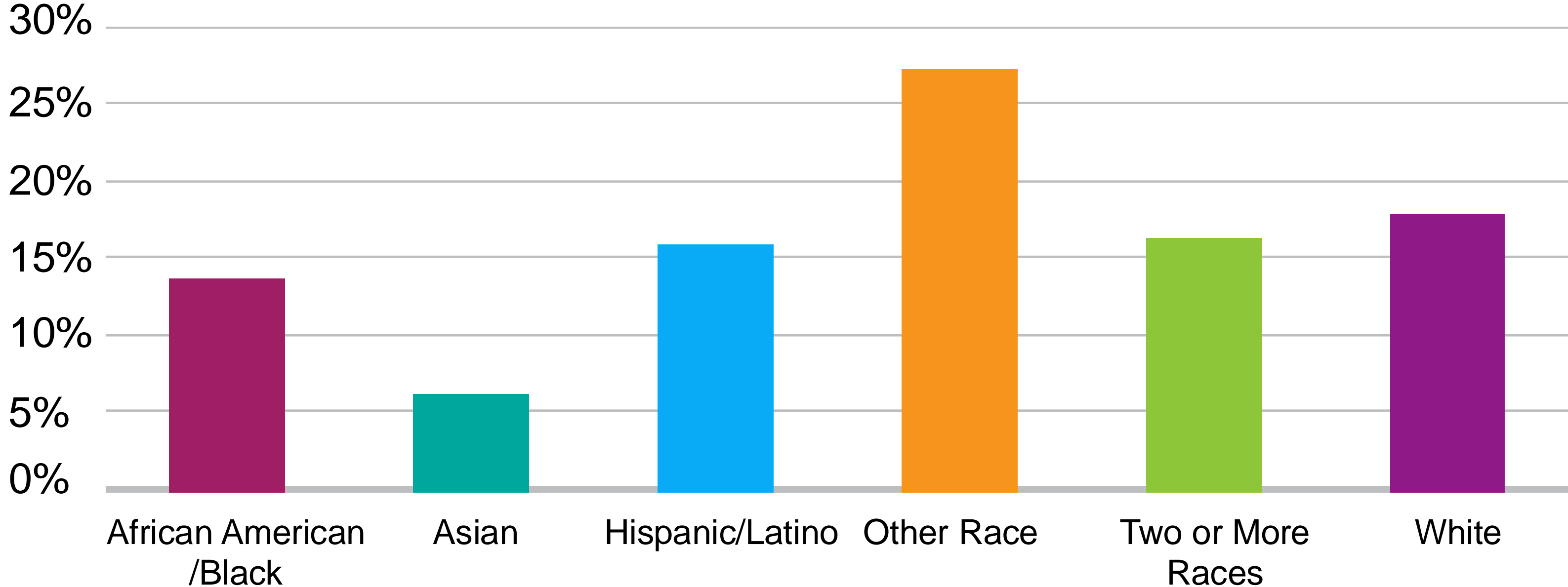
- Meetings and Interviews with System Partners (14)
- Youth and Community Survey (1)
- Virtual and In Person Community and Youth Input Forums (6)
- OFCY Grantee Meeting (1)
- OFCY Grantee Survey (1)
- Review of Publicly Available Quantitative Data Sources (US Census, OUSD, California Healthy Kids Survey, KidsData.org)



**CITY OF
OAKLAND**

YOUTH IN OAKLAND, BY THE NUMBERS

Racial Identity of Oakland's Youth (2022)



American Indian and Alaskan Native make up 2% of total.
Native Hawaiian and other Pacific Islander make up 1% of total.

Chart: Racial Identity of Oakland's Youth (2022)

YOUTH IN OAKLAND, BY THE NUMBERS

Demographics



+9%

increase in number of 15-19 year olds in Oakland since 2020



-6%

decrease in number of children under 5 in Oakland since 2020



8,165

youth in Oakland are foreign-born

Infographic: Demographics
9% increase in number of 15-19 year olds in Oakland since 2020
6% decrease in number of children under 5 in Oakland since 2020
8,165 youth in Oakland are foreign-born



YOUTH IN OAKLAND, BY THE NUMBERS

Community Conditions



513

young adults (18-24) and 162 children (under 18) were experiencing homelessness in Oakland in 2022



1 in 4


people experiencing poverty in Oakland are youth



27%

of OUSD middle and high school students reported losing a loved one to violence

Infographic: Community Conditions
513 young adults (18-24) and 162 children (under 18) were experiencing homelessness in Oakland in 2022
1 in 4 people experiencing poverty in Oakland are youth
27% of OUSD middle and high school students reported losing a loved one to violence



CITY OF OAKLAND

YOUTH IN OAKLAND, BY THE NUMBERS

Education



50%

of 3rd grade students in OUSD are reading at or above 3rd grade reading level



50%

of OUSD high school students plan to go to a 4-year college after high school



74%

of OUSD high school students graduate from high school



61%

of OUSD students were chronically absent from school in the 2022-2023 school year


Infographic: Education

50% of 3rd grade students in OUSD are reading at or above 3rd grade reading level

74% of OUSD high school students graduate from high school

50% of OUSD high school students plan to go to a 4-year college after high school

61% of OUSD students were chronically absent from school In the 2022-2023 school year



**CITY OF
OAKLAND**

KEY PRIORITIES THAT EMERGED FROM CNA



Youth Employment & Preparing for Adulthood




Youth Safety



Joy, Play & Belonging

Prioritize funding for programs and services that reach older youth

2025-28 FUNDING STRATEGIES



**CITY OF
OAKLAND**

SUMMARY OF INVESTMENT STRATEGIES

2025-2028 Investment Strategies

Funding Allocation


Age Group Served



STRATEGY 1
Family Resource Centers and Parent Engagement

8-13%

0-5



STRATEGY 2
Elementary School-Based Expanded Learning

8-13%

Elementary school age



STRATEGY 3
Middle School-Based Expanded Learning

10-15%

Middle school age



STRATEGY 4
Youth Development and Leadership

30-35%

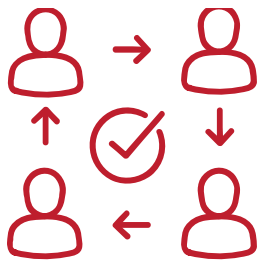
Middle & High school age

SUMMARY OF INVESTMENT STRATEGIES

2025-2028 Investment Strategies

Funding Allocation

Age Group Served



STRATEGY 5
Career Access & Employment

12-17%

15-21



STRATEGY 6
Youth Summer Jobs

6-11%

15-21



STRATEGY 7
Independent Living

3-8%

15-21



STRATEGY 8
Place Based Innovations for Safety

10-15%

Middle & high school age, and TAY



STRATEGY 1

Family Resource Centers and Parent Engagement

Equity Outcome: Families of young children living in equity zones can access family resource centers in their local communities.

Supported Programming:

- Linguistically and culturally relevant family support
- Resource navigation
- Peer support groups
- Parenting workshops
- Play and learn groups
- Basic needs distribution
- Economic supports and services
- Child & family friendly events or activities

Funding
Allocation

8-13%

Age Group
Served

0-5



STRATEGY 2

Elementary School-Based Expanded Learning

Equity Outcome: Every child living in an equity zone in Oakland has access to free school-based after-school programs in elementary school.

Supported Programming:

Elementary school expanded learning programming can include:

- Arts
- Enrichment
- Athletics
- Recreation
- Academic support
- Mentoring
- Social emotional learning
- Culturally specific programming

Funding
Allocation

8-13%

Age Group
Served

Elem.
School
Age



STRATEGY 3

Middle School-Based Expanded Learning

Equity Outcome: Every child living in an equity zone in Oakland has access to free school-based after-school programs in middle school.

Supported Programming:

Middle school expanded learning programming can include:

- Arts
- Enrichment
- Athletics
- Recreation
- Academic support
- Mentoring
- Social emotional learning
- Culturally specific programming

Funding
Allocation

10-15%

Age Group
Served

Middle
School
Age



STRATEGY 4

Youth Development and Leadership

Equity Outcome: Youth living in equity zones have access to free, high quality youth development programs in the summer and year-round

Supported Programming:

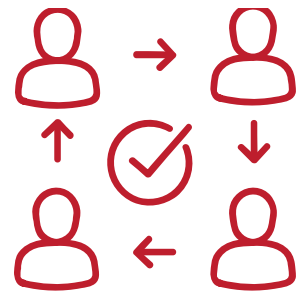
- Recreation
- Athletics
- Arts
- Culturally specific programming
- Leadership development
- Youth-led and youth-focused programming
- Youth and family friendly events
- Scholarships or subsidies to summer or year-round programs offered through OPRYD

Funding
Allocation

30-35%

Age Group
Served

**Middle
& High
School
Age**



STRATEGY 5

Career Access & Employment

Equity Outcome: Youth living in equity zones have increased access to paid work opportunities and jobs.

Supported Programming:

- Pre-employment and job skills
- Career exposure or job shadowing
- Paid work experience
- Job training and placement, including w/ City of Oakland
- Internships
- Certifications
- Supportive services to address barriers

Funding
Allocation

12-17%

Age Group
Served

15-21



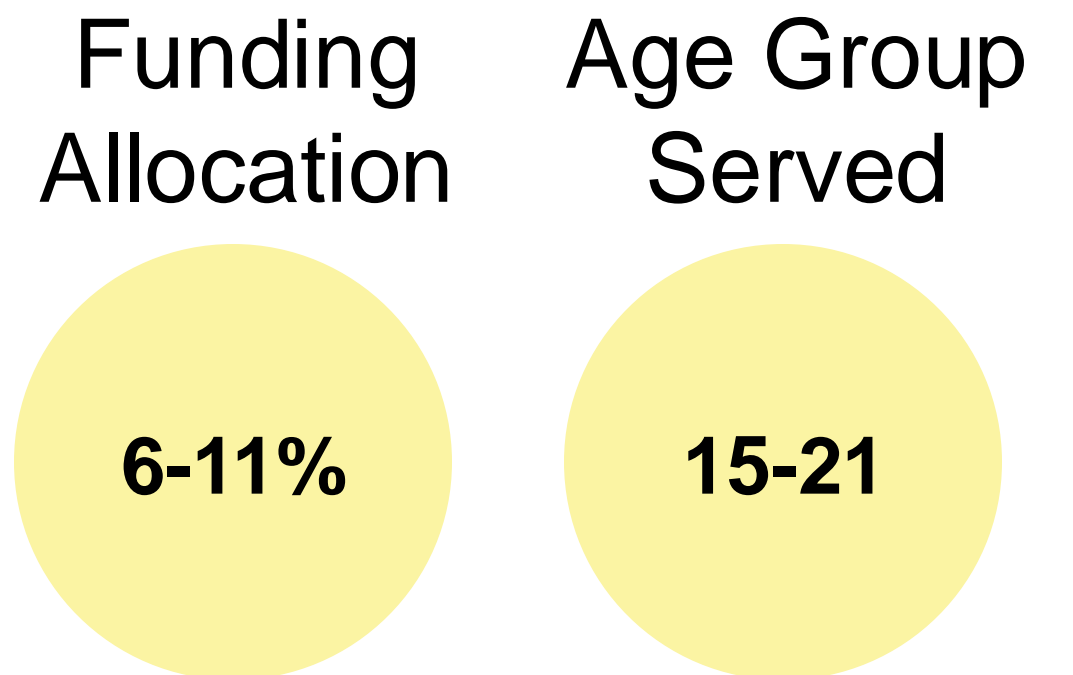
STRATEGY 6

Youth Summer Jobs

Equity Outcome: Youth living in equity zones have increased access to paid work opportunities and jobs over the summer.

Supported Programming:

- Paid summer jobs





STRATEGY 7

Independent Living

Equity Outcome: Youth living in equity zones have increased access to income, benefits, and supportive services.

Supported Programming:

- Financial education and literacy
- Mentoring
- Life skills
- Training and education
- Basic income support
- Navigation of services and public benefits

Funding
Allocation

3-8%

Age Group
Served

15-21



STRATEGY 8

Place Based Innovations for Safety

Equity Outcome: Youth demonstrating early warning indicators have improved engagement in school, work, and community activities.

Supported Programming:

- Early intervention and prevention programming
- Youth life coaching
- Basic income supports and incentives
- Mentoring
- Family support
- Social emotional learning and mental health

Funding
Allocation

10-15%

Age Group
Served

Middle
+ High
School
+ TAY

THANK YOU!

