

**CITY OF OAKLAND**  
**AGENDA REPORT**

FILED  
OFFICE OF THE CITY CLERK  
OAKLAND

2008 MAY -1 PM 2:47

**To:** Office of the City Administrator  
**Attn:** Deborah Edgerly  
**From:** Police Department  
**Date:** May 13, 2008


**Re: A Monthly Informational Report From the Chief of Police on Part I Crimes Which Includes Robberies, Burglaries, and Homicides, Committed In The City Within in The Last 30 Days, Specific Issues in Each Area (I, II, III,) and How The Issues Are Being Addressed**

---

As requested by the Rules and Legislation Committee on February 28, 2008, staff has prepared an informational report detailing crime and arrest statistics for all Part I crimes committed in the City of Oakland. The following information reflects statistics for the month of **March 2008**. More current information will be provided in a PowerPoint presentation at the Public Safety Committee meeting of May 13, 2008

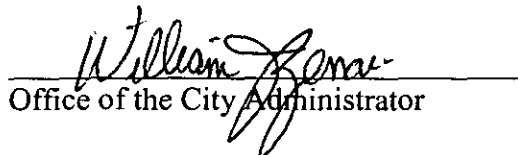
Staff will present the next monthly report of crime statistics on June 10, 2008, which will provide activities for the month of April 2008.

Respectfully submitted,

  
FOR Wayne G. Tucker  
Chief of Police

Prepared by:  
Captain Steve Tull  
Bureau of Investigation

APPROVED AND FORWARDED TO  
THE PUBLIC SAFETY COMMITTEE:

  
Office of the City Administrator

Item: \_\_\_\_\_  
Public Safety Comte.  
May 13, 2008

## Area I, II, III and SOD Crime Strategies

### *March 2008 – Area 1 Strategies*

Crime strategies for Area 1 have been targeted toward homicide and robbery activities.

#### Shootings/Homicides

Most of these are occurring in police district one located in Area 1, specifically on beats 2 (Lower Bottom and Acorn) and beat 6 (Ghost Town). There is heavy gang activity within these areas and most of the violence is retaliatory in nature. Some of the strategies to address these issues include:

- Deploying a focused patrol squad to maintain high visibility and proactive enforcement efforts in these areas;
- Conducting Crime Reduction Team (CRT) “Quality of Life sweeps” where undercover officers observe/conduct surveillance in targeted areas and arrest teams detain / cite / arrest persons observed by the undercover officers engaging in illegal activity (gambling, drinking in public, drug dealing, etc.);
- Working with Criminal Investigations Division (CID) and Targeted Enforcement Task Force (TETF) to identify those involved with this violence and develop additional strategies to reduce or abate the problem;
- Meeting with gang leaders and their associates in an effort to establish a truce, and provide Measure Y funded resources and outreach to gang members;
- Working with the City’s Violence Prevention Coordinator to provide Measure Y funded outreach activities by making contact with individuals who hang around street corners and offering Measure Y funded resources; and
- Implementing a long term project (Ghost Town Plan) to clean up the area known as Ghost Town (23<sup>rd</sup> to 40<sup>th</sup> Streets on Martin Luther King, Jr. Way). A Service Delivery System (SDS) team dedicated to working with Area One to ensure a long term, sustainable success. The SDS team focuses inter-agency City services to the Ghost Town Plan. Aside from enforcement (staff have conducted 19 surveillances and made close to 50 arrest(s) Support Operations Division (SOD) has assigned motorcycles, Police and Corrections Team (PACT), Alcohol Beverage Action Team (ABAT), and Abandoned Auto personnel. One SDS Action Day (26 Mar 08) has been conducted and one is planned for April 24, 2008.

#### Robberies

Armed and strong armed robberies are occurring throughout Area 1, and involved both commercial and street level robberies. Some strategies being used to address these issues include:

- Conducting “Quality of Life” sweeps;

- Conducting truancy sweeps on a daily basis;
- Increasing foot patrol in commercial areas during peak hours. In addition, staff is parking patrol vehicles in these areas to act as a visual deterrent;
- Conducting Crime Prevention Through Environmental Design (CPTED) assessments for businesses that have been victimized more than once. The goal is to do these reviews for all businesses that are robbed;
- Encouraging business areas to utilize available Merchant Alert programs; and
- Using violence suppression funds for robbery prevention efforts (high visibility and proactive enforcement by officers).

### ***March 2008 – Area 2 Strategies***

During this reporting period Area 2 experienced a 20 percent increase in street and commercial robberies. Area 2 did not have any homicides and felony assaults were down by four percent. Our efforts are focused on robberies. This includes Patrol, CRTs, PSOs and NSCs. We are all working together and have employed the following:

- High visibility (including walking in commercial districts)
- Surveillance
- Using undercover vehicles to drive in “Hot Spots”
- NSCs passing out flyers to business owners and at community meetings
- Contacts with Merchants
- Walking Stops/Car Stops/Field Contacts
- Working with District Attorney’s office
- Media coverage on rewards offered for information on “Take Over” Robberies
- Educating the public on how to avoid becoming a robbery victim

Area 2 personnel will continue to monitor and review our success and failures and change our tactics as reasonable. Officers are working hard to prevent robberies and will continue their efforts.

### ***March 2008 – Area 3 Strategies***

During the month of March, a new Six Week Operational Period<sup>1</sup> rolled out in PSA 5 and PSA 6 aimed at disrupting patterns of homicide, robbery, gun violence, graffiti, and property crime. This strategy is designed to assemble police and community resources in known problem areas and looks prospectively at those problems by discouraging unruly behavior and distributing safety information.

Each six week period, the focus is determined by analyzing crime trends, community feedback, and observations from line staff. Within the operational period, Area 3 personnel make use of various police tactics to reduce the perception of crime, actual

---

<sup>1</sup> The Six Week Operational Period is a crime reduction and quality of life improvement strategy that every six weeks focuses enforcement, education, and intervention on the most problematic location(s).

personnel make use of various police tactics to reduce the perception of crime, actual crime, and the fear of crime. Involvement of the Neighborhood Services Coordinators (NSCs) and the Support Operations Division (SOD) are core ingredients of this strategy. Moreover, Measure Y resources provide valuable outreach and intervention in targeted locations.

The Area 3 command team and NSCs meet each Friday to discuss emerging issues and assess the progress for the current period. Particular emphasis has been placed on reenergizing several existing Neighborhood Crime Prevention Councils (NCPCs) that have weakened in recent years. The concept of a six week strategy is being contemplated for inclusion, into both Service Delivery Teams as the primary operational focus. This effort is underway in Police Service Area 5 [Council District 6].

### ***March 2008 – SOD Strategies***

The Support Operations Division falls under the Bureau of Field Operations, and contains the following: Traffic Section, Gang Unit, Parole and Corrections Team (PACT), Air Support, Marine Patrol, Alcoholic Beverage Action Team (ABAT) and the Neighborhood Enhancement Team (NET).

Reduction of crime and supporting the Area Command structure are two of the top priorities for the division.

### **Communication**

The command staff of SOD is in constant communication with the area commanders to ensure that their teams are on the same page with hotspots and crime trends. Base on this, the resources of SOD are then strategically deployed to the different areas in the City. The productivity of the SOD staff is shared with the other captains through a monthly report depicting arrests and associated information. SOD commanders also attend the bi-monthly Crime Stop meeting to learn of the different crime challenges in each area. This Division is also held accountable for its efforts toward curtailing crime and enhancing neighborhoods.

### **Productivity**

The Support Operations Division has some of the most proactive units in the department. Whether it is the PAC Team conducting parole checks, the Gang Unit conducting high presence patrols or the Neighborhood Enhancement Team walking along the business corridors, they all share the common goal - to take criminals off our streets and to enhance the quality of life for our citizens. Below are productivity numbers for some of SOD units beginning January 2008:

<b>Unit</b>	<b>Arrests</b>	<b>Firearms recovered</b>	<b>Drugs seized</b>	<b>Others</b>
<b>PACT</b>	Drugs - 84 Other Felony - 164	34	3.8 lbs	Probations searches - 53 Parole Searches - 61
<b>Gang Unit</b>	Drugs - 27 Other Felony - 26 Homicide - 4	9	12.5 lbs	
<b>ABAT</b>	Warrant - 6 Felony - 7 Misdemeanor - 4	3		Nuisance Abatements - 17 Decoy operations - 4 Citations issued - 147
<b>NET</b>	Drug - 115 Other Felony - 92 Misdemeanor - 64	11	1.1lbs	Citations - 213 Search Warrants conducted - 8 Walking Patrol hours - 315
<b>Park Rangers</b>	Felony and Misd - 21			Citations - 129 Field Contacts - 275 Parking Citations - 432
<b>Traffic Section</b>	DUI - 33 Misd - 23 Felony - 45			Citations issued - 6565 Vehicles towed - 880 Stolen vehicles recovered - 146

The California Highway Patrol (CHP) has been patrolling hotspots in the City since August of 2007. The following information shows CHP productivity numbers since November of 2007:

<b>Traffic Stops</b>	2845
<b>DUI In Custody</b>	191
<b>Impounded Vehicles</b>	1110
<b>Other In Custody</b>	46
<b>Felony Arrests</b>	29
<b>Arrests for Stolen Vehicle</b>	14
<b>Warrant Arrests</b>	7
<b>Citations issued</b>	2273

**Count of Arrests by Crime Category  
1-31 March 2008**

Alphabetical Order

ALCOHOL	171
ASSAULT AGGRAVATED	67
ASSAULT FIREARM	11
ASSAULT OTHER	78
BURGLARY	21
CARJACKING	4
CHILD OR ELDER ABUSE	18
DOMESTIC VIOLENCE	133
LARCENY	126
MURDER	3
NARCOTICS	571
OTHER	135
PROSTITUTION	21
RAPE	2
ROBBERY	19
SEX CRIME	10
VEHICLE THEFT	37
VIOLATE COURT ORDER	605
VIOLATE PAROLE OR PROBATION	167
WEAPONS	139
Total	2338

Numerical Order

VIOLATE COURT ORDER	605
NARCOTICS	571
ALCOHOL	171
VIOLATE PAROLE OR PROBATION	167
WEAPONS	139
OTHER	135
DOMESTIC VIOLENCE	133
LARCENY	126
ASSAULT OTHER	78
ASSAULT AGGRAVATED	67
VEHICLE THEFT	37
BURGLARY	21
PROSTITUTION	21
ROBBERY	19
CHILD OR ELDER ABUSE	18
ASSAULT FIREARM	11
SEX CRIME	10
CARJACKING	4
MURDER	3
RAPE	2
Total	2338

Count of Part One Crimes by Beat  
1-31 March 2008

BEAT	ARSON	ASSAULT FIREARM	ASSAULT NOT FIREARM	BURGLARY	CARJAC- KING	DOMESTIC VIOLENCE	OTHER FAMILY VIOLENCE	LARCENY	HOMICIDE	RAPE	OTHER SEX CRIME	ROBBERY	VEHICLE THEFT	TOTAL
01X			2	10				6				1	7	26
02X	2	9	1	3	1	1		5				9	8	39
02Y		5	3	11	1	1		9	2			4	9	45
03X			3	7		1		13				9	6	39
03Y	1		1	6			1	8					4	21
04X	2		5	29		1		22				11	3	73
05X		6	1	8	2		1	7				3	5	33
05Y	1		1	3								1	4	10
06X	2	6	7	20	2			8	4				16	65
07X	1	1	2	15			1	20				6	13	59
08X			6	33		1		21				13	17	91
09X		1	2	14	1			13		1	1	11	12	56
10X				6		1	2	6		1		4	6	26
10Y	1	3	1	6	1	1		10				1	6	30
11X				14	1			7				3	8	33
12X			1	11		2	2	18			1	5	4	44
12Y		1		16			1	4				8	18	48
13X	1	1		4				4				1	1	12
13Y				5			1	2					2	10
13Z				9	1			7				2	5	24
14X		1	1	16	1	1		5		2		8	16	51
14Y				3				5				5	12	25
15X			1	9	1			21				9	12	53
15Y												1		1
16X		2		4			1	3				1	3	14
16Y			1	7	1			5				2	11	27
17X		1	1	6		1	1	6				2	8	26
17Y	1	4		9	1			4		1		17	19	56
18X		5	2	5				3				4	6	25
18Y				8	1	2		3		1		4	9	28
19X	2	3	2	14	1			9		1		14	20	66
20X	1	14	5	23		1	1	15				12	25	97
21X	1	1	4	9		1		5				5	17	43

BEAT	ARSON	ASSAULT FIREARM	ASSAULT NOT FIREARM	BURGLARY	CARJAC- KING	DOMESTIC VIOLENCE	OTHER FAMILY VIOLENCE	LARCENY	HOMICIDE	RAPE	OTHER SEX CRIME	ROBBERY	VEHICLE THEFT	TOTAL
21Y		9	2	9	2			9				10	27	68
22X				9			1	10				5	11	36
22Y		1	3	7				6				10	17	44
23X	2	5	9	14	3	2		17		1	1	15	42	111
24X		4	5	7			1	1				7	12	37
24Y		2	1	11		1		6				4	13	38
25X				13		1		12		1		6	24	57
25Y				2	1							1	7	11
26X	1	2	2	10	2			5				4	25	51
26Y		7	5	7		2	1	3	1			3	33	62
27X	2	6	3	8	2			10		1	1	6	19	58
27Y	1	7	3	17	1	2	2	9	2	1		7	24	76
28X			2	10	1	1		2		1		2	15	34
29X	1	2	6	7		4		5		1		6	24	56
30X		5	2	13		2	2	6		1		4	26	61
30Y	1	9	7	3	2			20	1		1	6	19	69
31X				29				14					7	50
31Y		1	1	9	1	1		11				1	24	49
31Z	3	2	2	1			1	6				3	8	26
32X	1	2	4	7	2			12	1			6	23	58
32Y	1	3	4	9	2	2	1	12				7	29	70
33X	2	3	5	6		3	2	5	1	2		6	38	73
34X		7	4	6	1	1	3	10	2			5	20	59
35X		3	11	8	2	2		18				2	26	72
35Y				7			2	5					11	25
UNK		5	3	16	1		2	58		4		2	15	106
TOTAL	31	149	137	588	39	39	30	546	14	20	5	304	851	2753

Oakland Police Department  
M. Mason



Part One Crimes by Beat  
1-31 March 2007

BEAT	ARSON	ASSAULT FIREARM	ASSAULT NOT FIREARM	BURGLARY	CARJAC- KING	DOMESTIC VIOLENCE	OTHER FAMILY VIOLENCE	HOMICIDE	LARCENY	RAPE	OTHER SEX CRIME	ROBBERY	VEHICLE THEFT	TOTAL
01X		1		7					3				7	18
02X			5	16		2			9			5	18	55
02Y		3	2	9					7			5	12	38
03X			2	19			1		16			15	9	62
03Y			3	7			1		10			1	10	32
04X		6	8	29					56			14	12	125
05X			5	13		1	1	1	6			7	10	44
05Y	2			4					4				5	15
06X	1	2	5	16	2	3			18	3	1	2	14	67
07X		2	5	13		1	1		14				10	46
08X		1	4	41		2		1	20	1		8	20	98
09X		1	2	14					16			10	5	48
10X		1	3	8		1	4	1	3	1		3	6	31
10Y	1	6	2	6	1				5			3	11	35
11X	1	1	2	8	3	1	1		4	1		2	6	30
12X		1	2	13	1	1	1		14			11	7	51
12Y	1	1		14					17			6	7	46
13X				5					2			1	5	13
13Y				10					10			1	6	27
13Z	1			22					10				12	45
14X		1	1	13			1		5			5	7	33
14Y		1		13					8			4	5	31
15X		1		15	1		1		7			11	8	44
16X		1	1	12		1			1			5	4	25
16Y				3					2			3	11	19
17X		1	1	15			3		4			3	15	42
17Y		2	1	10					8	1		16	13	51
18X	1			4	1				2			3	5	16
18Y			1	7		1	1		2			2	11	25
19X	1	1	6	19	1		1	1	11			12	25	78
20X		3	5	13	2	2	2		6			15	28	76
21X		2	1	7			1		3			8	18	40
21Y		1	4	13			1		6	1		5	20	51

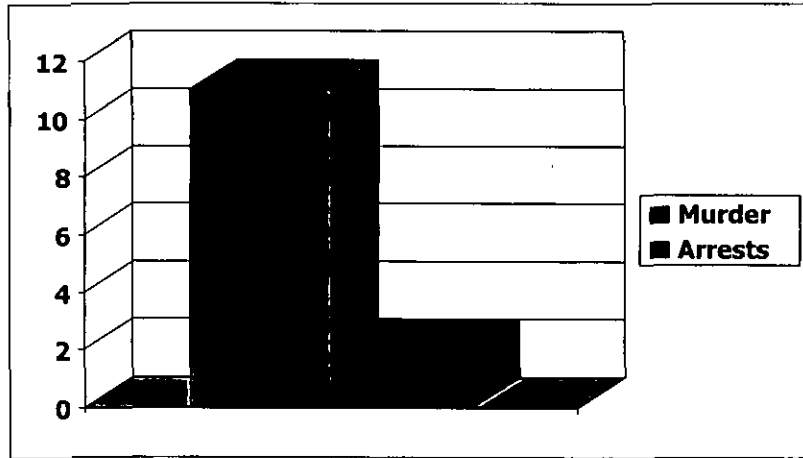
BEAT	ARSON	ASSAULT FIREARM	ASSAULT NOT FIREARM	BURGLARY	CARJAC- KING	DOMESTIC VIOLENCE	OTHER FAMILY VIOLENCE	HOMICIDE	LARCENY	RAPE	OTHER SEX CRIME	ROBBERY	VEHICLE THEFT	TOTAL
22X			2	10		1			16			10	13	52
22Y			3	5		3			7			2	23	43
23X	1	4	6	14	1		1		13	1		14	27	82
24X		2	2	16		2	1	1	4			5	17	50
24Y	1	1	3	10		1	1		5			5	17	44
25X		4	4	20		1			9	1		8	20	67
25Y			1	7	1				2			1	2	14
26X	1	1	2	6	2				8			5	37	62
26Y	2	2	2	12	2	1	1	1	5			3	24	55
27X		9	2	7	2				4			11	20	55
27Y	2	5	9	19		1			7			11	27	81
28X	1	1	2	9	2	1			3	2		2	20	43
29X		4	5	19		1	1		14	1		3	25	73
29Y													1	1
30X		5	2	13		3	2	1	16	1		6	28	77
30Y	1	3	4	4	1	2	1		19	1		6	20	62
31X		1	4	10					17			1	15	48
31Y	2	5	8	8		2			10			3	30	68
31Z		1	1	4		2	1		4	1		1	14	29
32X	1		2	12	1	1			7			4	24	52
32Y	1	2	1	9		3			3			3	18	40
33X		6	2	10	1	1			14	2		4	23	63
34X		10	7	7	1	3	2	1	15	1		7	19	73
35X	1	7	5	12	2		3	1	8	1		5	9	54
35Y		2		2		1			4			1	12	22
UNK			4	29			3		58	3		6	20	123
TOTAL	23	115	154	692	28	46	38	9	581	23	1	313	867	2890

Oakland Police Department  
M. Mason

OAKLAND POLICE DEPARTMENT  
PART ONE CRIMES – 2490 TOTAL  
MARCH 2008




# CRIMINAL HOMICIDES – MAR 08



Homicides (11)

Arrests (2)

# FORCIBLE RAPE – MAR 08

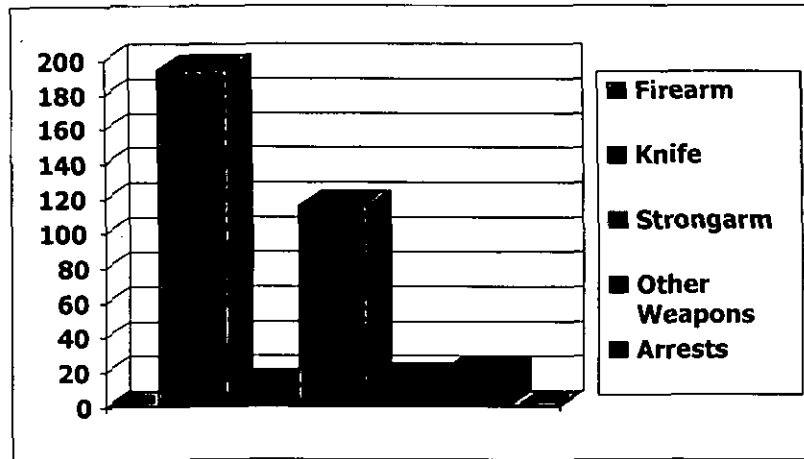


Force (20)

Attempts (6)

Arrests (1)

# ROBBERY – MAR 08



Firearm (194)

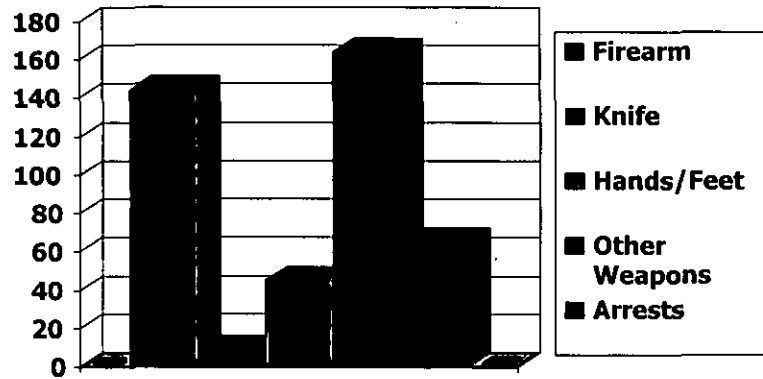
Knife (12)

Strongarm (115)

Other Weapon (16)

Arrests (19)

## AGGRAVATED ASSAULTS – MAR 08



Firearm (144)


Knife (9)

Hands/Feet (45)

Other Weapon (164)

Arrests (65)

# LARCENY – MAR 08

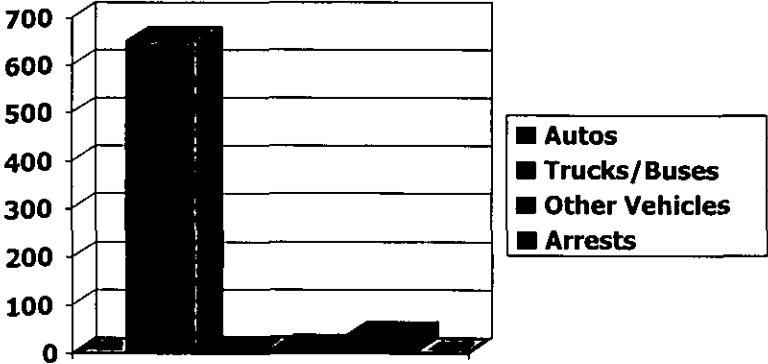


Thefts/Non Vehicle (730)

Arrests (8)



# MOTOR VEHICLE THEFTS – MAR 08



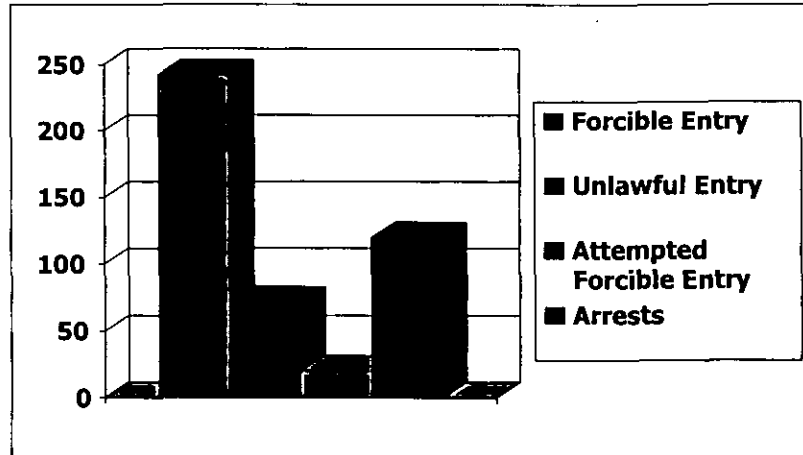
Autos (650)

Trucks/Buses (3)

Other Vehicles (7)

Arrests (33)

## BURGLARY – MAR 08




Forcible Entry (242)

Unlawful Entry (72)

Attempted Forcible Entry (20)

Arrests (120)

# ARSON – MAR 08



Vehicles (15)

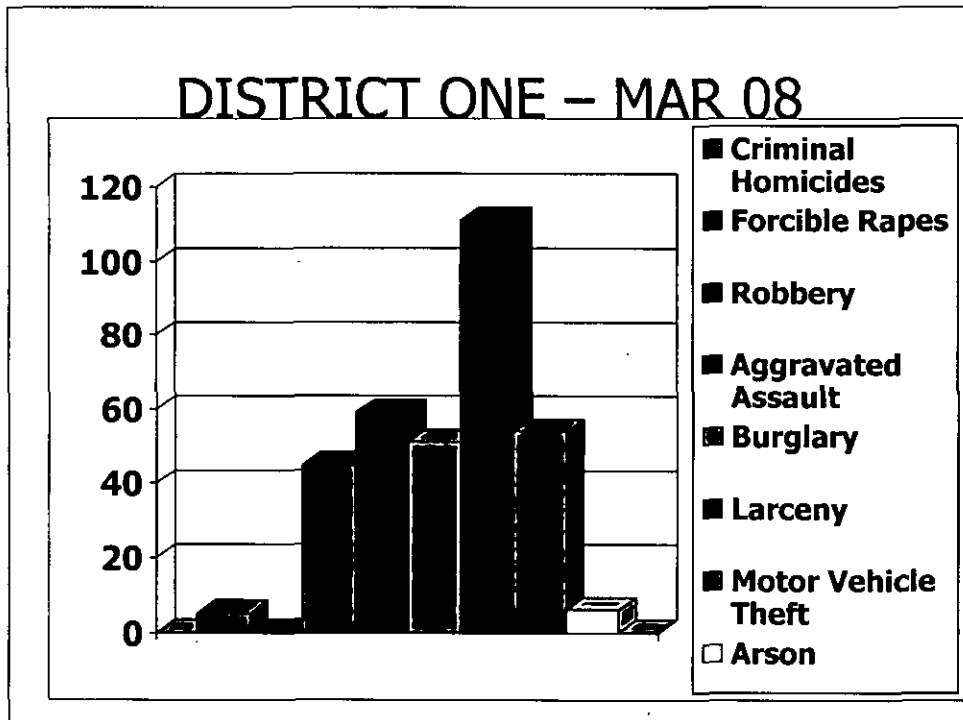
Residential (10)

Structural (3)

Mobile (1)

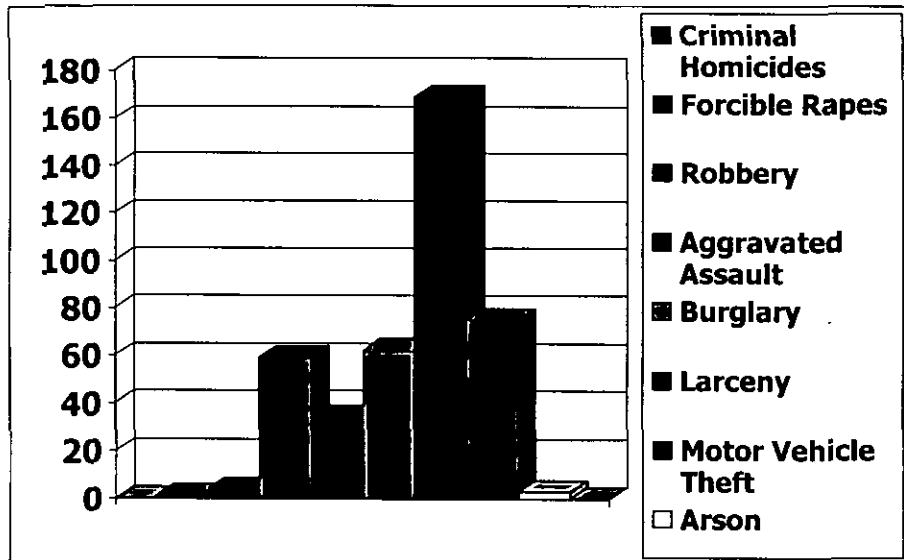
Other (2)

Arrests (0)



Homicides (5)  
 Forcible Rape (0)  
 Robbery (45)  
 Aggravated Assault (59)  
 Burglary (51)  
 Larceny (111)  
 Vehicle Theft (54)  
 Arson (6)

## DISTRICT TWO – MAR 08



Homicide (1)

Forcible Rape (4)

Robbery (59)

Aggravated Assault (34)

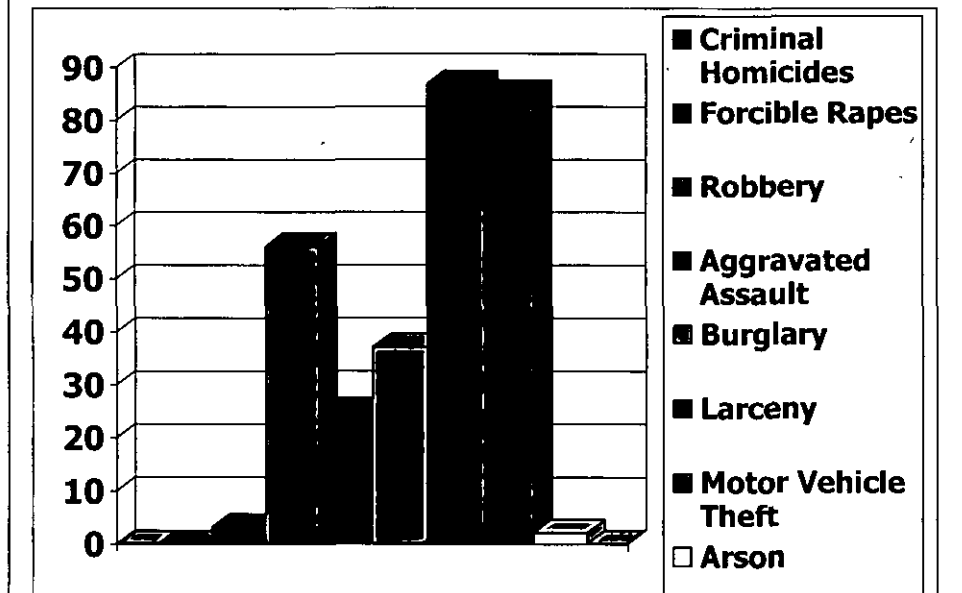
Burglary (62)

Larceny (169)

Auto Theft (75)

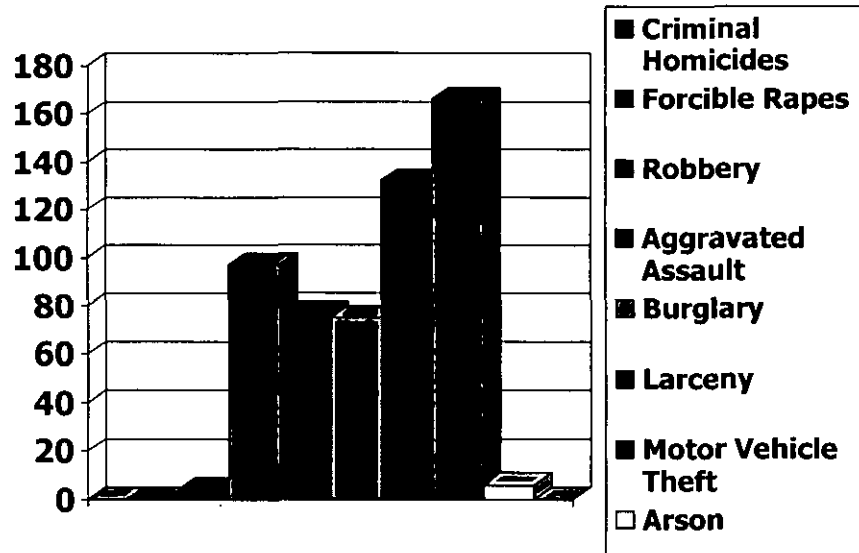
Arson (3)

## DISTRICT THREE – MAR 08



Criminal Homicides	(0)	
Forcible Rapes		(3)
Robbery		(56)
Aggravated Assault	(25)	
Burglary		(37)
Larceny		(87)
Motor Vehicle Theft	(85)	
Arson		(2)

## DISTRICT FOUR – MAR 08



Homicide (0)

Forcible Rape (4)

Robbery (97)

Aggravated Assault (77)

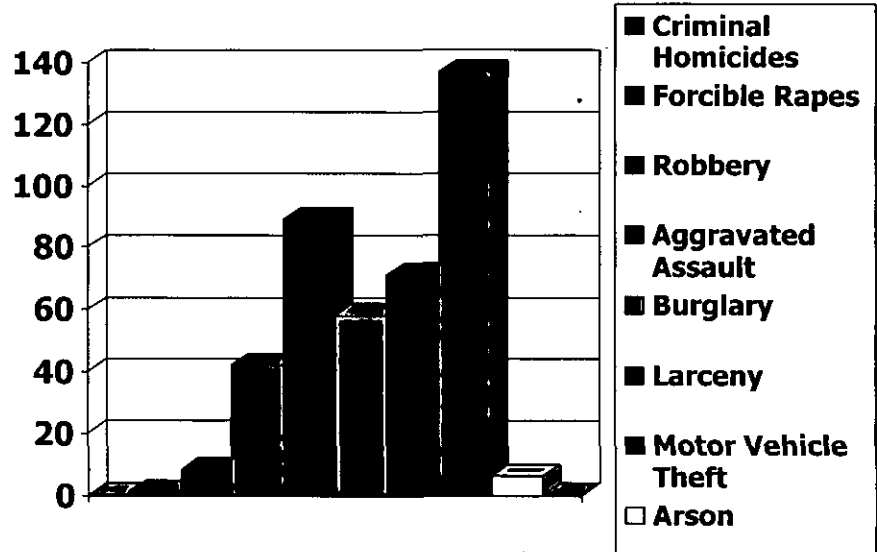
Burglary (75)

Larceny (132)

Vehicle Theft (166)

Arson (6)

## DISTRICT FIVE – MAR 08



Homicide (1)

Forcible Rape (8)

Robbery (42)

Aggravated Assault (89)

Burglary (58)

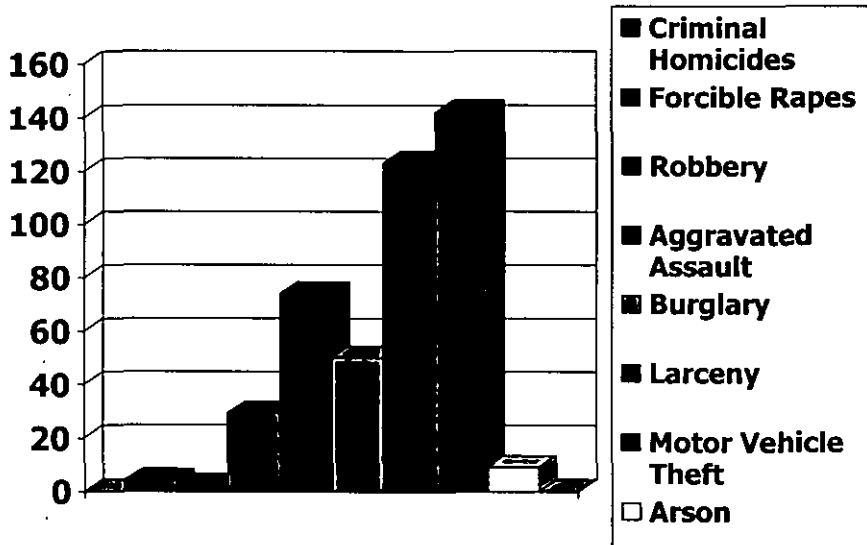
Larceny (71)

Vehicle Theft (137)

Arson (6)



## DISTRICT SIX – MAR 08



Homicide (4)

Forcible Rape (2)

Robbery (29)

Forcible Rape (2)

Robbery (29)

Aggravated Assault (74)

Burglary (50)

Larceny (123)

Vehicle Theft (142)

Arson (9)