



INTER OFFICE MEMORANDUM

TO: Jestin D. Johnson
City Administrator

FROM: Erin Roseman
Director of Finance

SUBJECT: Fiscal Year 2024 Project &
Encumbrance Carryforward
into Fiscal Year 2025

DATE: November 27, 2024

City Administrator Approval:


Jestin Johnson (Nov 29, 2024 15:04 PST)

Date: Nov 29, 2024

PURPOSE

This memorandum seeks City Administrator approval for Fiscal Year (FY) 2024 to FY 2025 Encumbrance and Project Carryforwards.

BACKGROUND

The City of Oakland's budget policy supports multi-year budgeting for projects that extend across multiple fiscal years. The authority to process budget carryforwards is outlined in the Consolidated Fiscal Policy (CFP) under Ordinance 13487 C.M.S., Section 1, Part G.

To facilitate this practice, "projects" are established in the City's financial system as a part of the general ledger to allow departments to track revenues and expenditures restricted for a specific purpose. This structure also allows unspent project expenditure balances to carryforward to subsequent fiscal years.

The Finance Department's Budget Bureau conducted a comprehensive review of all eligible carryforward funding, with a specific focus on carryforward in financially unstable funds. As a general and best fiscal practice, project balances in funds with negative fund balances are not recommended to carryforward into the new fiscal year. However, exceptions were considered on a case-by-case basis. Due to the increasingly critical fiscal challenges facing the General Purpose Fund (GPF), a stricter evaluation process was adopted, dividing carryforward funding into two phases:

- 1. Required Carryforward:** Funds committed under existing contracts and grant agreements, directly tied to the projects for which they were allocated for. Phase 1 specifically focused on the committed carryforward in the General Purpose Fund, grant funds (federal and state), capital project funds, trust funds, Kids First! Funds, Measure Z – Violence Prevention Fund, and Measure AA funds.

2. Eligible Carryforward: Funds that may or may not currently be obligated but are reserved for potential project use. Phase 2 specifically addressed all other funds.

This categorization provides a clear distinction between funds already committed and those that can be reconsidered for continuation, adjustment, or cancellation. The Finance Department met with the City Administration and compiled the recommended carryforward listed below. The City Administration’s final decisions are captured in the total carryforward recommendations below.

Carryforward Summary

Out of the \$1,270.01 million eligible for carryforward (including \$243.06 million in encumbrances), a total of **\$1,157.95 million** is recommended to carryforward in All Funds.

The recommended encumbrance carryforward total \$13.36 million in the General Purpose Fund and \$229.70 million in all other funds totaling \$243.06 million in encumbrance carryforwards.

During Phase I, \$13.21 million in required carryforwards in the General Purpose Fund (GPF) and \$599.79 million in eligible carryforward in all other funds totaling \$613.01 million in required carryforward are recommended.

During Phase 2, \$287.45 million in eligible carryforward in all other funds and an additional \$14.41 million in eligible GPF carryforward that is incorporated into Phase 2 of this request. A summary of the carryforward results for all funds is shown in Table 1.

Table 1 Summary of Carryforwards into FY 2025 – All Funds

	Encumbrance Carryforward	Carryforward Phase 1	Carryforward Phase 2	Total Carryforward
General Purpose Fund	13,364,787	13,215,329	14,416,089	40,996,205
Other Funds	229,704,797	599,798,466	287,452,489	1,116,955,752
Carryforward Grand Total	243,069,584	613,013,795	301,868,578	\$ 1,157,951,957

GENERAL PURPOSE FUND (GPF) CARRYFORWARD

A total of **\$40.99 million** in GPF is recommended for approval to carryforward into FY 2025. The GPF carryforward consists of \$13.36 million in encumbrance carryforward, \$13.21 million in required carryforwards from Phase 1 and \$14.41 million in eligible project carryforwards in Phase 2.

Non-Departmental and Port represent the largest share of carryforward (\$7.57 million entirely from Phase 2), with the Police (\$6.44), Fire (\$5.76), and Human Services Department (\$4.01) following suit. These departments combined account for over 58.44% of the total GPF carryforward.

A summary of the total recommended GPF carryforwards by department is shown in Table 2.

Table 2 - GPF Carryforwards Summary by Department

Department	Available P12-24	Encumbrance Carryforward	Carryforward Phase 1	Carryforward Phase 2	Total Carryforward
Capital Improvement Projects	1,437,258	372,927	650,263	22,085	1,045,274
City Administrator	1,613,508	224,972	-	1,090,075	1,315,047
City Attorney	2,666,389	242,261	2,666,389	-	2,908,650
City Auditor	110,411	164,212	110,411	-	274,624
City Clerk	1,990,170	53,672	1,985,773	-	2,039,445
City Council	1,016	36,594	-	-	36,594
Department of Transportation	671,633	402,103	185,232	308,257	895,591
Department of Violence Prevention	2,493,873	612,134	-	-	612,134
Department of Workplace and Employment Standard	103,711	107,426	-	-	107,426
Economic and Workforce Development Department	2,853,007	30,833	865,183	137,950	1,033,965
Finance Department	2,890,377	351,329	-	1,686,634	2,037,963
Fire Department	5,212,935	2,781,225	2,781,859	200,000	5,763,084
Housing and Community Development Department	-	-	-	-	-
Human Resources Management Department	645,643	193,965	-	-	193,965
Human Services Department	10,132,846	959,433	150,000	2,961,568	4,071,002
Information Technology Department	897,495	1,525,351	-	-	1,525,351
Mayor	-	16,738	-	-	16,738
Non Departmental and Port	12,059,434	106,584	-	7,570,798	7,677,382
Oakland Animal Services	-	126,361	-	-	126,361
Oakland Parks and Recreation Department	320,049	439,110	-	115,900	555,010
Oakland Public Library Department	-	15	-	-	15
Oakland Public Works Department	614,055	1,746,879	14,162	18,723	1,779,765
Police Commission	381,346	287,635	-	85,000	372,635
Police Department	6,668,756	2,499,312	3,728,557	219,100	6,446,969
Public Ethics Commission	77,500	7,857	77,500	-	85,357
Race and Equity Department	1	75,860	-	-	75,860
Grand Total	\$ 53,841,412	\$ 13,364,787	\$ 13,215,329	\$ 14,416,089	\$ 40,996,205

NON-GPF FUNDS CARRYFORWARD

In the non-GPF funds, \$229.70 in encumbrance carryforwards, \$599.78 million in required carryforwards (Phase 1) and \$287.45 million of eligible project carryforward are recommended to carryforward into FY 2025, totaling **\$1,116.95 million**.

Capital Improvement Projects (\$436.24) and Housing and Community Development (\$285.13) make up 64.58% of the non-GPF carryforwards reflecting long-term, on-going priority projects utilizing restricted funding sources.

A summary of the total recommended non-GPF carryforwards by department is shown in Table 3 below.

Table 3- Non-GPF Carryforwards Summary by Department

Department	Available P12-24	Encumbrance Carryforward	Carryforward Phase 1	Carryforward Phase 2	Total Carryforward
Capital Improvement Projects	308,748,792	133,912,479	203,929,709	98,402,523	436,244,711
City Administrator	14,001,529	2,961,178	6,784,197	1,058,863	10,804,239
City Attorney	171,447	-	1,623	-	1,623
City Auditor	-	-	-	-	-
City Clerk	1,000,489	55,352	943,212	-	998,564
City Council	-	-	-	-	-
Department of Transportation	17,931,555	5,896,744	24,438,231	6,513,812	36,848,787
Department of Violence Prevention	10,139,750	2,377,823	10,136,663	-	12,514,486
Department of Workplace and Employment Standard	466,513	-	-	-	-
Economic and Workforce Development Department	41,469,117	378,170	16,878,241	23,633,914	40,890,325
Finance Department	5,299,977	149,734	57,651	4,953,023	5,160,407
Fire Department	35,830,556	1,658,837	28,566,513	3,431,873	33,657,223
Housing and Community Development Department	356,549,726	250,912	176,175,755	108,705,905	285,132,572
Human Resources Management Department	(90,139)	549,715	(90,139)	-	459,576
Human Services Department	69,483,287	37,817,321	60,705,864	3,711,235	102,234,420
Information Technology Department	3,207,478	4,249,479	519,944	2,593,503	7,362,926
Mayor	(5,726)	-	(5,726)	-	(5,726)
Non Departmental and Port	28,913,964	86,022	25,794,544	6,164,180	32,044,747
Oakland Animal Services	27,859	-	27,859	-	27,859
Oakland Parks and Recreation Department	4,107,289	419,114	4,436,171	147,910	5,003,195
Oakland Public Library Department	9,510,862	1,532,077	8,742,335	724,667	10,999,079
Oakland Public Works Department	53,282,655	21,503,828	25,590,924	20,898,093	67,992,845
Planning and Building Department	7,953,045	15,072,213	741,862	6,512,988	22,327,063
Police Department	5,115,816	833,799	5,433,885	-	6,267,684
Public Ethics Commission	(10,986)	-	(10,986)	-	(10,986)
Race and Equity Department	134	-	134	-	134
Grand Total	\$ 973,104,990	\$ 229,704,797	\$ 599,798,467	\$ 287,452,489	\$ 1,116,955,753


CONCLUSION

In conclusion, this memo codifies the results based on the comprehensive analysis conducted, and final decisions as of November 26, 2024, in a total amount of **\$1,157.95 million** in carryforwards is recommended for final approval across all funds for the Fiscal Year 2025.

- Encumbrance carryforwards total **\$13.36 million** in the General Purpose Fund and **\$229.70 million** in all other funds, totaling **\$243.06 million** in recommended encumbrance carryforwards.
- In Phase 1, resulted in **\$13.21 million** in required carryforwards in the General Purpose Fund (GPF) and **\$599.79 million** in required carryforwards across all other funds, bringing the total carryforward for Phase 1 to **\$613.01 million**.
- In Phase 2, an additional **\$287.45 million** in eligible carryforward was identified across all funds, and an additional **\$14.41 million** in eligible GPF carryforward.

These carryforward amounts, as summarized in Table 1, represent essential funding that will allow departments to complete ongoing projects and initiatives into the new fiscal year. We respectfully request the City Administrator's final approval for the FY 2024 Project & Encumbrance Carryforwards into FY 2025 in the total amount of **\$1,157.95 million** to ensure the continued progress of these important initiatives.

For questions regarding this memorandum, please contact Bradley Johnson, Budget Administrator, at (510) 207-5730.


Erin Roseman (Nov 27, 2024 13:19 PST)

ERIN ROSEMAN
Director of Finance, Finance Department

Attachments:

Attachment A: Carryforward Detail by Department, Fund, and Project

DEPARTMENT NAME	Fund - Fund Desc	Proj - Proj Desc	Available P12-24	Approved Enc CF	Recommend Project CF - Phase 1	Recommended Project CF - Phase 2	Total Recommended Project CF	Total Approved (Encumb CF + Project CF)
Capital Improvement Projects	1010 - General Fund: Gen	1000023 - DPCIP Administrative Project	-	19,433.08	-	-	-	19,433.08
Capital Improvement Projects		1000712 - CALDECOTT TUNNEL MITIGATIONS	250,000.00	-	250,000.00	-	250,000.00	250,000.00
Capital Improvement Projects		1000834 - MUSEUM MINOR CIP	-	-	-	-	-	0.00
Capital Improvement Projects		1000994 - LION TMSICAL POOL ADA UPGRDS	-	-	-	-	-	0.00
Capital Improvement Projects		1001412 - CALDECOTT TRAIL	122,221.20	7,650.00	-	-	-	7,650.00
Capital Improvement Projects		1003434 - DIMOND PARK - LIONS POOL RPR	-	-	-	-	-	0.00
Capital Improvement Projects		1003625 - MOSSWOOD REBUILD	224,062.57	16,138.47	224,062.57	-	224,062.57	240,201.04
Capital Improvement Projects		1004222 - P1000834 MUSEUM MINOR CIP	414,394.53	-	-	-	-	0.00
Capital Improvement Projects		1004769 - MANZANITA PARK TOT LOT	(160.00)	160.00	-	-	-	160.00
Capital Improvement Projects		1004866 - HOLLY MINI PARK	-	4,549.67	-	-	-	4,549.67
Capital Improvement Projects		1004984 - DOWTOWN SENIOR CENTER	-	64,281.70	-	-	-	64,281.70
Capital Improvement Projects		1005340 - COURTLAND CREEK RESTORATION	-	-	-	-	-	0.00
Capital Improvement Projects		1005782 - MLK LIBRARY BIKE WORKSHOP	-	-	-	-	-	0.00
Capital Improvement Projects		1006031 - ARROYO VIEJO PARK RENOVATION	80,000.00	-	-	-	-	0.00
Capital Improvement Projects		1006462 - WILMA CHAN PARK IMPROVEMENTS	148,104.00	-	-	-	-	0.00
Capital Improvement Projects		1006463 - JOAQUIN MILLER TRAIL REPAIR	350.93	29,649.07	-	-	-	29,649.07
Capital Improvement Projects		1006595 - MINI PARKS BEAUTIFICATION	176,200.00	-	176,200.00	-	176,200.00	176,200.00
Capital Improvement Projects		1007025 - FEMA 4683, 4501-4601 HARBORD	-	97,500.00	-	-	-	97,500.00
Capital Improvement Projects		1007042 - FEMA 4683 TUNNEL ROAD	-	87,216.00	-	-	-	87,216.00
Capital Improvement Projects		1007045 - FEMA EMRGNCY CAT B-CTYWD	-	-	-	-	-	0.00
Capital Improvement Projects		1007046 - FEMA 4683 GOLF LINKS RD	-	95.53	-	-	-	95.53
Capital Improvement Projects		1007104 - ADA DOOR OPENERS	22,085.00	29,415.00	-	22,085.00	22,085.00	51,500.00
Capital Improvement Projects		1007181 - FEMA 4683 MERRIEWOOD DR 5665	-	-	-	-	-	0.00
Capital Improvement Projects		1007213 - FEMA 4699- 242/248 GRAVATT DR	-	16,838.00	-	-	-	16,838.00
Capital Improvement Projects	1010 - General Fund: General Purpose Total		1,437,258.23	372,926.52	650,262.57	22,085.00	672,347.57	1,045,274.09
Capital Improvement Projects	1030 - Measure HH (SSBE)	1000994 - LION TMSICAL POOL ADA UPGRDS	29,818.03	-	29,818.03	-	-	29,818.03
Capital Improvement Projects		1001528 - OACC IMPROVEMENT	205,078.35	4,705.77	-	205,078.35	205,078.35	209,784.12
Capital Improvement Projects		1003447 - BALLFIELD WRNG HZRD-CURT FLOOD	-	0.20	-	-	-	0.20
Capital Improvement Projects		1003817 - MSR HH-HEALTHY KIDS PRGM	74,707.00	-	-	74,707.00	74,707.00	74,707.00
Capital Improvement Projects		1004768 - ALLENDALE PARK TOT LOT	14,442.78	4,186.05	14,442.78	-	14,442.78	18,628.83
Capital Improvement Projects		1004770 - MAXWELL PARK TOT LOT	-	2,845.46	-	-	-	2,845.46
Capital Improvement Projects		1004771 - TASSAFARONGA PARK TOT LOT	-	160.00	-	-	-	160.00
Capital Improvement Projects		1004840 - WILLIE WILKIN & DOLPHINS PRK	-	-	-	-	-	0.00
Capital Improvement Projects		1004866 - HOLLY MINI PARK	-	-	-	-	-	0.00
Capital Improvement Projects		1005316 - PARK FITNESS COURTS	202,920.24	19,607.52	202,920.24	-	202,920.24	222,527.76
Capital Improvement Projects		1005782 - MLK LIBRARY BIKE WORKSHOP	1,376,997.13	-	1,376,997.13	-	1,376,997.13	1,376,997.13
Capital Improvement Projects	1030 - Measure HH (SSBDT) Total		1,903,963.53	31,505.00	1,624,178.18	279,785.35	1,903,963.53	1,935,468.53
Capital Improvement Projects	1750 - Multipurpose Rese	1004832 - SCOOTER SHARE PROGRAM	34,557.00	-	-	34,557.00	34,557.00	34,557.00
Capital Improvement Projects	1750 - Multipurpose Reserve Total		34,557.00	-	-	34,557.00	34,557.00	34,557.00
Capital Improvement Projects	2063 - FEMA Declaration:	1003760 - FEMA 4308 - CW SEWER & SIDEWA	-	-	-	-	-	0.00
Capital Improvement Projects		1003766 - FEMA 4301 - ELVERTON LANDS	17,088.94	-	17,088.94	-	17,088.94	17,088.94
Capital Improvement Projects		1003767 - FEMA 4301 - 6502 HEATHER RIDGE	-	-	-	-	-	0.00
Capital Improvement Projects		1003773 - FEMA 4308 E.27TH ST. BARRY PL.	252,549.21	-	252,549.21	-	252,549.21	252,549.21
Capital Improvement Projects	2063 - FEMA Declarations Total		269,638.15	-	269,638.15	-	269,638.15	269,638.15
Capital Improvement Projects	2108 - HUD-CDBG	1005895 - 2108 CDBG CCE COMM PROP ACQUI	90,586.00	-	90,586.00	-	90,586.00	90,586.00
Capital Improvement Projects	2108 - HUD-CDBG Total		90,586.00	-	90,586.00	-	90,586.00	90,586.00

DEPARTMENT NAME	Fund - Fund Desc	Proj - Proj Desc	Available P12-24	Approved Enc CF	Recommend Project CF - Phase 1	Recommended Project CF - Phase 2	Total Recommended Project CF	Total Approved (Encumb CF + Project CF)
Capital Improvement Projects	2116 - Department of Transportation	1000634 - LAUREL ACCESS MILLS-LAMMPS B&P LS&R	(0.01)	-	(0.01)	-	(0.01)	(0.01)
Capital Improvement Projects		1000820 - BR RETROFIT-LEIMERT	330,684.37	821,951.04	330,684.37	-	330,684.37	1,152,635.41
Capital Improvement Projects		1000967 - ADELIN BRIDGE RETROFIT GRANT	149,244.40	-	149,244.40	-	149,244.40	149,244.40
Capital Improvement Projects		1000977 - SEC 130 RR XING-105TH AVE	29,701.98	41,178.33	29,701.98	-	29,701.98	70,880.31
Capital Improvement Projects		1001298 - EMBARCADERO BRIDGE REPLACEMNT	37,003.67	-	37,003.67	-	37,003.67	37,003.67
Capital Improvement Projects		1001436 - SEC 130 RR XING-85TH AVE	63,308.31	17,100.53	63,308.31	-	63,308.31	80,408.84
Capital Improvement Projects		1001440 - SEC 130 RR XING-29TH AVE	-	-	-	-	-	0.00
Capital Improvement Projects		1001681 - 23RD AVE BRIDGE RETROFIT	441,246.18	98.66	441,246.18	-	441,246.18	441,344.84
Capital Improvement Projects		1003203 - HSIP 7 GRANT - TELEGRAPH AVE	87,516.93	117,575.66	87,516.93	-	87,516.93	205,092.59
Capital Improvement Projects		1003204 - HSIP 7 GRANT-MARKET SAN PABLO	338,003.96	-	338,003.96	-	338,003.96	338,003.96
Capital Improvement Projects		1003205 - HSIP 7 GRANT-DWNTWN SIGNAL	-	0.01	-	-	-	0.01
Capital Improvement Projects		1003211 - 19TH ST BART TO LAKE MERRITT	-	2,659,524.94	-	-	-	2,659,524.94
Capital Improvement Projects		1003233 - ATP CYCLE 2 TELEGRAPH-GRANT	47,495.74	145,301.48	47,495.74	-	47,495.74	192,797.22
Capital Improvement Projects		1003472 - CMAQ MTC PARKING & MBILITY MGT	-	-	-	-	-	0.00
Capital Improvement Projects		1003959 - 14TH ST STREETScape	-	8,170,015.62	-	-	-	8,170,015.62
Capital Improvement Projects		1004012 - HSIP 8 BANCROFT AVE (147)	417,807.87	191,910.16	417,807.87	-	417,807.87	609,718.03
Capital Improvement Projects		1004013 - HSIP 8 OAKLAND HILLS (148)	556,619.90	-	556,619.90	-	556,619.90	556,619.90
Capital Improvement Projects		1004014 - HSIP 8 FRUITVALE AVE (149)	133,783.66	33,642.33	133,783.66	-	133,783.66	167,425.99
Capital Improvement Projects		1004016 - HSIP 8 DOWNTOWN (151)	10,715.95	-	10,715.95	-	10,715.95	10,715.95
Capital Improvement Projects		1004017 - HSIP 8 HIGH ST (152)	445,762.20	-	445,762.20	-	445,762.20	445,762.20
Capital Improvement Projects		1004700 - HSIP CYCLE 9	-	274,095.52	-	-	-	274,095.52
Capital Improvement Projects		1004947 - OAKLAND LSR PAVING PROGRAM	1,444,331.29	783,233.58	1,444,331.29	-	1,444,331.29	2,227,564.87
Capital Improvement Projects		1005338 - EDGEWATER DR BRIDGE L&R	1,231,614.57	-	1,231,614.57	-	1,231,614.57	1,231,614.57
Capital Improvement Projects		2116 - Department of Transportation Total	5,764,840.97	13,255,627.86	5,764,840.97	-	5,764,840.97	19,020,468.83
Capital Improvement Projects	2125 - Environmental Protection Agency	1005340 - COURTLAND CREEK RESTORATION	131,855.36	350,204.86	131,855.36	-	131,855.36	482,060.22
Capital Improvement Projects		2125 - Environmental Protection Agency Total	131,855.36	350,204.86	131,855.36	-	131,855.36	482,060.22
Capital Improvement Projects	2129 - Trade Corridor Improvement Fund (TCIF) State Grant	1001336 - TCIF OHIT 2129-C470010	1,697,927.74	-	1,697,927.74	-	1,697,927.74	1,697,927.74
Capital Improvement Projects		2129 - Trade Corridor Improvement Fund (TCIF) State Grant Total	1,697,927.74	-	1,697,927.74	-	1,697,927.74	1,697,927.74
Capital Improvement Projects	2134 - California Parks and Recreation	1000717 - DURANT MINI PARK	(6,572.46)	0.01	(6,572.46)	-	(6,572.46)	(6,572.45)
Capital Improvement Projects		1000854 - RAINBOW REC CENTER EXPANSION	55.00	-	55.00	-	55.00	55.00
Capital Improvement Projects		1004857 - LINCOLN REC CTR RENO	8,414,923.11	-	8,414,923.11	-	8,414,923.11	8,414,923.11
Capital Improvement Projects		1004866 - HOLLY MINI PARK	-	-	-	-	-	0.00
Capital Improvement Projects		1005329 - TYRONE CARNEY PARK RENOVATION	1,918,143.32	23,094.51	1,918,143.32	-	1,918,143.32	1,941,237.83
Capital Improvement Projects		1005330 - SOBRANTE PARK RENOVATION	1,911,857.43	5,719.90	1,911,857.43	-	1,911,857.43	1,917,577.33
Capital Improvement Projects		2134 - California Parks and Recreation Total	12,238,406.40	28,814.42	12,238,406.40	-	12,238,406.40	12,267,220.82
Capital Improvement Projects	2139 - California Department of Conservation	1005782 - MLK LIBRARY BIKE WORKSHOP	223,461.75	-	223,461.75	-	223,461.75	223,461.75
Capital Improvement Projects		1005787 - TCC 95th Ave & Int'l Connect	87,565.38	-	87,565.38	-	87,565.38	87,565.38
Capital Improvement Projects		2139 - California Department of Conservation Total	311,027.13	-	311,027.13	-	311,027.13	311,027.13
Capital Improvement Projects	2140 - California Department of Transportation	1000724 - FRUITVALE ALV GAP CLOSUR STSCP	857.33	1,077,250.63	857.33	-	857.33	1,078,107.96
Capital Improvement Projects		1000820 - BR RETROFIT-LEIMERT	-	119,662.23	-	-	-	119,662.23
Capital Improvement Projects		1000844 - INTL BLVD STREET IMPVT	1,593,259.51	1,805,781.56	1,593,259.51	-	1,593,259.51	3,399,041.07
Capital Improvement Projects		1000917 - TUNNEL RD SR 13 HILLER DRIVE	-	-	-	-	-	0.00
Capital Improvement Projects		1000918 - BROADWAY KEITH INTERSECTION	0.03	-	0.03	-	0.03	0.03
Capital Improvement Projects		1001015 - GLASSCOCK-LANCASTER	13,236.24	-	13,236.24	-	13,236.24	13,236.24
Capital Improvement Projects		1001265 - COLLEGE KEITH INTERSECTION	756.64	-	756.64	-	756.64	756.64
Capital Improvement Projects		1001327 - BIKE FCLTIES CLDCTT LN TNNL RD	9,722.93	-	9,722.93	-	9,722.93	9,722.93
Capital Improvement Projects		1001383 - PED FCLTIES CALDCTT LN TNNL RD	242,714.16	-	242,714.16	-	242,714.16	242,714.16
Capital Improvement Projects		1001436 - SEC 130 RR XING-85TH AVE	843.57	-	843.57	-	843.57	843.57
Capital Improvement Projects		1001440 - SEC 130 RR XING-29TH AVE	2,496.08	-	2,496.08	-	2,496.08	2,496.08
Capital Improvement Projects		1001681 - 23RD AVE BRIDGE RETROFIT	1,229.25	-	1,229.25	-	1,229.25	1,229.25
Capital Improvement Projects		1003211 - 19TH ST BART TO LAKE MERRITT	-	349,347.75	-	-	-	349,347.75
Capital Improvement Projects		1003959 - 14TH ST STREETScape	169,479.84	2,091.78	169,479.84	-	169,479.84	171,571.62
Capital Improvement Projects		1004387 - CROSSING TO SAFETY 5012(156)	33,250.22	8,167.69	33,250.22	-	33,250.22	41,417.91
Capital Improvement Projects		1005340 - COURTLAND CREEK RESTORATION	16,931.11	-	16,931.11	-	16,931.11	16,931.11
Capital Improvement Projects		1006066 - MANDELA TRASH CAPTURE INSTALL	6,605.78	2,078,435.20	6,605.78	-	6,605.78	2,085,040.98
Capital Improvement Projects		1006185 - RRFBS & Light @ 6 Intersect	1,857,000.00	-	1,857,000.00	-	1,857,000.00	1,857,000.00
Capital Improvement Projects		1006280 - Oak Chinatown Complete Street	14,024.77	392,748.37	14,024.77	-	14,024.77	406,773.14
Capital Improvement Projects		1006466 - CARY AVE TRASH CAPTURE	-	427,993.88	-	-	-	427,993.88
Capital Improvement Projects		1006595 - MINI PARKS BEAUTIFICATION	254,808.64	2,494,569.64	254,808.64	-	254,808.64	2,749,378.28
Capital Improvement Projects		2140 - California Department of Transportation Total	4,217,216.10	8,756,048.73	4,217,216.10	-	4,217,216.10	12,973,264.83

DEPARTMENT NAME	Fund - Fund Desc	Proj - Proj Desc	Available P12-24	Approved Enc CF	Recommend Project CF - Phase 1	Recommended Project CF - Phase 2	Total Recommended Project CF	Total Approved (Encumb CF + Project CF)
Capital Improvement Projects	2144 - California Housing	1000220 - PRP 1-C INFRT INF 2144-C464510	51,363.28	66,496.65	51,363.28	-	51,363.28	117,859.93
Capital Improvement Projects		1000838 - OLD OKLND-WSHNGTN ST STRTSCPE	45,273.89	-	45,273.89	-	45,273.89	45,273.89
Capital Improvement Projects		1001028 - BEGIN PLAZA RENOVATIONS	15,039.00	-	15,039.00	-	15,039.00	15,039.00
Capital Improvement Projects		1001052 - PRP 1-C INFRT INF 2144-C464530	3,036.50	-	3,036.50	-	3,036.50	3,036.50
Capital Improvement Projects		1001075 - PRP 1-C INFRT INF 2144-C464560	(57,073.87)	-	(57,073.87)	-	(57,073.87)	(57,073.87)
Capital Improvement Projects		1001294 - SAN PABLO AVE STREETScape	84,912.23	10,868.60	84,912.23	-	84,912.23	95,780.83
Capital Improvement Projects	2144 - California Housing and Community Development Total		142,551.03	77,365.25	142,551.03	-	142,551.03	219,916.28
Capital Improvement Projects	2146 - California State Emergency Services	1003757 - FEMA 4301 - CW TREE REMOVAL	-	-	-	-	-	0.00
Capital Improvement Projects		1003758 - FEMA 4308 - CW TREE REMOVAL	-	-	-	-	-	0.00
Capital Improvement Projects		1003759 - FEMA 4301 - CW SEWER & SIDEWA	-	-	-	-	-	0.00
Capital Improvement Projects		1003761 - FEMA 4301 - 7283 WILD CURRANT	-	-	-	-	-	0.00
Capital Improvement Projects		1003766 - FEMA 4301 - ELVERTON LANDS	33,815.05	-	33,815.05	-	33,815.05	33,815.05
Capital Improvement Projects		1003767 - FEMA 4301 - 6502 HEATHER RIDGE	3,560.24	-	3,560.24	-	3,560.24	3,560.24
Capital Improvement Projects		1003768 - FEMA 4301 - 6452 SHELTERWOOD	4,202.79	-	4,202.79	-	4,202.79	4,202.79
Capital Improvement Projects		1003771 - FEMA 4301 7270 WILD CURRANT	10,027.33	-	10,027.33	-	10,027.33	10,027.33
Capital Improvement Projects		1003772 - FEMA 4301 6391 LONGCROFT DRIVE	-	-	-	-	-	0.00
Capital Improvement Projects		1003773 - FEMA 4308 E.27TH ST. BARRY PL.	34,401.73	-	34,401.73	-	34,401.73	34,401.73
Capital Improvement Projects		1003774 - FEMA 4308 2060 MASTLANDS	29,352.93	-	29,352.93	-	29,352.93	29,352.93
Capital Improvement Projects		1003776 - FEMA 4308 SHEPHERD CANYON RW	21,569.54	-	21,569.54	-	21,569.54	21,569.54
Capital Improvement Projects		1003779 - FEMA 4308 4275 FRUITVALE AVE	-	-	-	-	-	0.00
Capital Improvement Projects		1004616 - FEMA 4308 AITKEN DR	36,530.40	-	36,530.40	-	36,530.40	36,530.40
Capital Improvement Projects	2146 - California State Emergency Services Total		173,460.01	-	173,460.01	-	173,460.01	173,460.01
Capital Improvement Projects	2148 - California Library Services	1003440 - 3 BR RENO.WOAK, ASIAN, BROOKF.	18,343.36	-	18,343.36	-	18,343.36	18,343.36
Capital Improvement Projects		1004859 - MAIN LIBRARY RENO PHASE 2	876,659.47	2,843,615.25	876,659.47	-	876,659.47	3,720,274.72
Capital Improvement Projects	2148 - California Library Services Total		895,002.83	2,843,615.25	895,002.83	-	895,002.83	3,738,618.08
Capital Improvement Projects	2152 - California Board of Corrections	1003435 - FEASI STUDY ROW NEW FIRE ST 4	5,000,000.00	-	5,000,000.00	-	5,000,000.00	5,000,000.00
Capital Improvement Projects	2152 - California Board of Corrections Total		5,000,000.00	-	5,000,000.00	-	5,000,000.00	5,000,000.00
Capital Improvement Projects	2159 - State of California	1000724 - FRUITVALE ALV GAP CLOSUR STSCP	10,000.00	1,229,755.12	10,000.00	-	10,000.00	1,239,755.12
Capital Improvement Projects		1000858 - WATERFRONT TRAILS-ESTUARY PARK	-	216,490.97	-	-	-	216,490.97
Capital Improvement Projects		1001524 - COLISM TRANT HUB 2159-C291210	-	-	-	-	-	0.00
Capital Improvement Projects		1003625 - MOSSWOOD REBUILD	-	1,440,970.50	-	-	-	1,440,970.50
Capital Improvement Projects		1005026 - AC TRANSIT	-	-	-	-	-	0.00
Capital Improvement Projects		1005031 - BIKE LANES	2,144.19	125,355.25	2,144.19	-	2,144.19	127,499.44
Capital Improvement Projects		1005032 - PED LIGHTING 69TH AVENUE	74,802.46	2,609.74	74,802.46	-	74,802.46	77,412.20
Capital Improvement Projects		1005033 - EAST BAY GREENWAY-TRAIL	15,384.27	2,010,685.86	15,384.27	-	15,384.27	2,026,070.13
Capital Improvement Projects		1005035 - CLAY STREET BIKE LANES	180,000.00	-	180,000.00	-	180,000.00	180,000.00
Capital Improvement Projects		1005340 - COURTLAND CREEK RESTORATION	256,440.60	32,567.43	256,440.60	-	256,440.60	289,008.03
Capital Improvement Projects		1005420 - P1001293 LS&R CTY ST RESRFACNG	236,225.02	-	236,225.02	-	236,225.02	236,225.02
Capital Improvement Projects		1005462 - BIKE&PED EDUCATION-AHSC	20.00	-	20.00	-	20.00	20.00
Capital Improvement Projects		1005731 - BIKE LANES ON MLK	146,659.75	-	146,659.75	-	146,659.75	146,659.75
Capital Improvement Projects		1005769 - AHSC SAN PABLO AVE REPAIR	74,733.81	-	74,733.81	-	74,733.81	74,733.81
Capital Improvement Projects		1005906 - E. Oak-MLK Shoreline Transport	26,099.87	-	26,099.87	-	26,099.87	26,099.87
Capital Improvement Projects		1006068 - AHSC INTERNA'L PED LIGHTNG-STI	190,132.70	301,075.47	190,132.70	-	190,132.70	491,208.17
Capital Improvement Projects		1006182 - ATP 7th St. Connect	616,716.29	-	616,716.29	-	616,716.29	616,716.29
Capital Improvement Projects		1006302 - W Oak Cmty Action Plan Impl	4,931,371.95	219,800.00	4,931,371.95	-	4,931,371.95	5,151,171.95
Capital Improvement Projects		1006953 - BROADWAY STREETScape IMPRVMT	2,092,892.63	908,453.20	2,092,892.63	-	2,092,892.63	3,001,345.83
Capital Improvement Projects		1006954 - MARTN LTHR KING STRTSCPE IMPRV	3,174,770.17	2,131,045.14	3,174,770.17	-	3,174,770.17	5,305,815.31
Capital Improvement Projects		1007091 - EMBARCADERO W RL SFTY A IMPRV	17,932,758.30	1,049,793.74	17,932,758.30	-	17,932,758.30	18,982,552.04
Capital Improvement Projects		1007092 - PORT & WATERFRONT CPL INFRASTR	898,438.18	-	898,438.18	-	898,438.18	898,438.18
Capital Improvement Projects		1007152 - WASHINGTON I880 UC IMPRVMTS	1,201,460.00	889,826.25	1,201,460.00	-	1,201,460.00	2,091,286.25
Capital Improvement Projects		1007476 - 2ND ST TRANSIT BIKE CXN	315,801.00	-	315,801.00	-	315,801.00	315,801.00
Capital Improvement Projects		1007477 - 8TH ST CORRIDOR IMPRVMT	1,962,685.00	-	1,962,685.00	-	1,962,685.00	1,962,685.00
Capital Improvement Projects	2159 - State of California Other Total		34,339,536.19	10,558,428.67	34,339,536.19	-	34,339,536.19	44,897,964.86

DEPARTMENT NAME	Fund - Fund Desc	Proj - Proj Desc	Available P12-24	Approved Enc CF	Recommend Project CF - Phase 1	Recommended Project CF - Phase 2	Total Recommended Project CF	Total Approved (Encumb CF + Project CF)
Capital Improvement Projects	2162 - Metro Transportation	1000709 - BICYCLIST SAFETY ED CLASSES	-	-	-	-	-	0.00
Capital Improvement Projects		1000982 - CITY RACKS 12 BIKE PARK PGRM	30,322.81	91,750.00	30,322.81	-	30,322.81	122,072.81
Capital Improvement Projects		1001017 - LS&R STAIR-PATH REPAIRS	197,767.58	-	197,767.58	-	197,767.58	197,767.58
Capital Improvement Projects		1001601 - BICYCLIST SIGNAGE PROGRAM	75,018.30	-	75,018.30	-	75,018.30	75,018.30
Capital Improvement Projects		1004717 - BURR,WILSON,& PALMER STAIR	143,890.54	6,602.00	143,890.54	-	143,890.54	150,492.54
Capital Improvement Projects		1005163 - TS-FOOTHILL BLVD	-	-	-	-	-	0.00
Capital Improvement Projects		1005719 - OUTLOOK TO HILLMONTH STAIRPATH	87,060.43	-	87,060.43	-	87,060.43	87,060.43
Capital Improvement Projects		1005720 - E. 20TH STAIR PATH REHAB	53,432.18	-	53,432.18	-	53,432.18	53,432.18
Capital Improvement Projects		1006177 - TDA LS&R STAIR-PATH REHAB	137.38	492,000.00	137.38	-	137.38	492,137.38
Capital Improvement Projects		2162 - Metro Transportation Com: TDA Total	587,629.22	590,352.00	587,629.22	-	587,629.22	1,177,981.22
Capital Improvement Projects	2163 - Metro Transportation	1004298 - Lake Merritt BART - SR2T	94,495.23	-	94,495.23	-	94,495.23	94,495.23
Capital Improvement Projects		2163 - Metro Transportation Com: Program Grant Total	94,495.23	-	94,495.23	-	94,495.23	94,495.23
Capital Improvement Projects	2166 - Bay Area Air Quality	1000982 - CITY RACKS 12 BIKE PARK PGRM	750.81	-	750.81	-	750.81	750.81
Capital Improvement Projects		1001550 - BIKE SHARE PROGRAM	132,577.75	-	132,577.75	-	132,577.75	132,577.75
Capital Improvement Projects		1003269 - TFC A 28 ELCTRC VEH CHRNG STNS	2,009.13	-	2,009.13	-	2,009.13	2,009.13
Capital Improvement Projects		1004335 - 2166 92260 eLocker Project	(0.56)	-	(0.56)	-	(0.56)	(0.56)
Capital Improvement Projects		2166 - Bay Area Air Quality Management District Total	135,337.13	-	135,337.13	-	135,337.13	135,337.13
Capital Improvement Projects	2190 - Private Grants	1000646 - PERALTA HACIENDA HSTRCL PK-P 4	-	-	-	-	-	0.00
Capital Improvement Projects		2190 - Private Grants Total	-	-	-	-	-	0.00
Capital Improvement Projects	2211 - Measure B: Local Streets & Roads	1000634 - LAUREL ACCESS MILLS-LAMMPS B&P LS&R	-	0.01	-	-	-	0.01
Capital Improvement Projects		1000638 - NEIGHBORHOOD TFC SAFETY PROG	-	-	-	-	-	0.00
Capital Improvement Projects		1000819 - LS&R BRIDGE MAINT PRGM	-	-	-	-	-	0.00
Capital Improvement Projects		1000829 - CITYWIDE PREV ST MAINT	-	-	-	-	-	0.00
Capital Improvement Projects		1000917 - TUNNEL RD SR 13 HILLER DRIVE	10,326.04	-	10,326.04	-	10,326.04	10,326.04
Capital Improvement Projects		1001172 - ADA CURB RAMP 30 YEARS	-	-	-	-	-	0.00
Capital Improvement Projects		1001195 - SAFE ROUTE TO SCHOOL CYCLE 1	-	0.01	-	-	-	0.01
Capital Improvement Projects		1001380 - CITYWIDE EMERG RDWY REPAIR	-	-	-	-	-	0.00
Capital Improvement Projects		1001615 - LS&R AC TRANSIT BRT	-	-	-	-	-	0.00
Capital Improvement Projects		1003233 - ATP CYCLE 2 TELEGRAPH-GRANT	-	1,234.82	-	-	-	1,234.82
Capital Improvement Projects		1003349 - LS&R NEIGHBRHD TRAFFIC CALMING	-	-	-	-	-	0.00
Capital Improvement Projects		1004820 - INTERSCTN. SAFETY IMPROVEMENT	-	-	-	-	-	0.00
Capital Improvement Projects		1005416 - P1000679 LS&R TRFFC SGNL MGT	-	-	-	-	-	0.00
Capital Improvement Projects		2211 - Measure B: Local Streets & Roads Total	10,326.04	1,234.84	10,326.04	-	10,326.04	11,560.88
Capital Improvement Projects	2212 - Measure B: Bicycle	1000707 - B&P BICYCLE PLAN IMPLEMENTATIO	-	566.92	-	-	-	566.92
Capital Improvement Projects		2212 - Measure B: Bicycle/Pedestrian Pass-Thru Funds Total	-	566.92	-	-	-	566.92
Capital Improvement Projects	2214 - ACTC Reimbursabl	1000634 - LAUREL ACCESS MILLS-LAMMPS B&P LS&R	-	0.01	-	-	-	0.01
Capital Improvement Projects		1000638 - NEIGHBORHOOD TFC SAFETY PROG	224,708.64	-	224,708.64	-	224,708.64	224,708.64
Capital Improvement Projects		1000724 - FRUITVALE ALV GAP CLOSUR STSCP	-	275,465.69	-	-	-	275,465.69
Capital Improvement Projects		1001409 - LATHAM SQUARE PLAZA IMPROV	-	-	-	-	-	0.00
Capital Improvement Projects		1003959 - 14TH ST STREETSCAPE	-	134,385.16	-	-	-	134,385.16
Capital Improvement Projects		1003980 - E 12TH ST BIKEWAY	1,045,495.74	9,622.26	-	1,045,495.74	1,045,495.74	1,055,118.00
Capital Improvement Projects		1003981 - MACARTHUR SMART CITY	-	156,348.46	-	-	-	156,348.46
Capital Improvement Projects		1003983 - 42ND AVE HIGH ST I-880	10,000,000.00	-	-	10,000,000.00	10,000,000.00	10,000,000.00
Capital Improvement Projects		1004251 - 14TH AVENUE STREETSCAPE	4,856,223.67	198,914.55	-	4,856,223.67	4,856,223.67	5,055,138.22
Capital Improvement Projects		1004690 - GOPORT ACTC GRANT	2,264,770.18	137,962.23	-	2,264,770.18	2,264,770.18	2,402,732.41
Capital Improvement Projects		1004820 - INTERSCTN. SAFETY IMPROVEMENT	128,500.00	246,500.00	-	128,500.00	128,500.00	375,000.00
Capital Improvement Projects		1004912 - BROADWAY TRANSIT & PAVING	2,206,672.00	299,400.39	2,206,672.00	-	2,206,672.00	2,506,072.39
Capital Improvement Projects		1005031 - BIKE LANES	195,000.00	-	-	195,000.00	195,000.00	195,000.00
Capital Improvement Projects		1005033 - EAST BAY GREENWAY-TRAIL	-	155,000.00	-	-	-	155,000.00
Capital Improvement Projects		1006953 - BROADWAY STREETSCPE IMPRVMT	352,617.07	926,758.83	352,617.07	-	352,617.07	1,279,375.90
Capital Improvement Projects		1007450 - 66TH AVENUE BART TO BAY TRAIL	2,140,000.00	-	2,140,000.00	-	2,140,000.00	2,140,000.00
Capital Improvement Projects		2214 - ACTC Reimbursable Grants Total	23,413,987.30	2,540,357.58	4,923,997.71	18,489,989.59	23,413,987.30	25,954,344.88

DEPARTMENT NAME	Fund - Fund Desc	Proj - Proj Desc	Available P12-24	Approved Enc CF	Recommend Project CF - Phase 1	Recommended Project CF - Phase 2	Total Recommended Project CF	Total Approved (Encumb CF + Project CF)
Capital Improvement Projects	2215 - Measure F - Vehic	1001042 - MNTCLR ANTCH CT PED IMP	(158.13)	-	(158.13)	-	(158.13)	(158.13)
Capital Improvement Projects		1001163 - SNOW PARK-LAKESIDE GREEN ST B&P LS&R	-	-	-	-	-	0.00
Capital Improvement Projects		1001293 - LS&R CITYWIDE STREET RESURFACING	11,285.25	-	11,285.25	-	11,285.25	11,285.25
Capital Improvement Projects		1001380 - CITYWIDE EMERG RDWY REPAIR	63,324.14	-	63,324.14	-	63,324.14	63,324.14
Capital Improvement Projects		1001409 - LATHAM SQUARE PLAZA IMPROV	-	-	-	-	-	0.00
Capital Improvement Projects		1003346 - LS&RCOMMUNITY TRNSPRTION PLANS	-	-	-	-	-	0.00
Capital Improvement Projects		1004700 - HSIP CYCLE 9	148,298.37	-	-	148,298.37	148,298.37	148,298.37
Capital Improvement Projects		1004924 - ANTIOCH CT STREETScape	(1,411.80)	197.17	-	(1,411.80)	(1,411.80)	(1,214.63)
Capital Improvement Projects		1005420 - P1001293 LS&R CTY ST RESRFACNG	40,590.32	-	-	40,590.32	40,590.32	40,590.32
Capital Improvement Projects		1007252 - GRND AVE CMPLT ST PVNG PROJ	500,000.00	-	500,000.00	-	500,000.00	500,000.00
Capital Improvement Projects		1007311 - Roadway Edge Grand View Dr	804,749.86	-	804,749.86	-	804,749.86	804,749.86
Capital Improvement Projects	2215 - Measure F - Vehicle Registration Fee Total		1,566,678.01	197.17	1,379,201.12	187,476.89	1,566,678.01	1,566,875.18
Capital Improvement Projects	2216 - Measure BB - Alan	1000634 - LAUREL ACCESS MILLS-LAMMPS B&P LS&R	-	-	-	-	-	0.00
Capital Improvement Projects	2216 - Measure BB - Alameda County Transportation Commission Sales Tax Total		-	-	-	-	-	0.00
Capital Improvement Projects	2218 - Measure BB - Loca	1000638 - NEIGHBORHOOD TFC SAFETY PROG	996,622.78	88,561.72	996,622.78	-	996,622.78	1,085,184.50
Capital Improvement Projects		1000653 - SAFE ROUTES TO TRANSIT SR2T	-	186,785.83	-	-	-	186,785.83
Capital Improvement Projects		1000680 - TRAFFIC SIGNAL MANAGEMENT	1,118,882.29	-	1,118,882.29	-	1,118,882.29	1,118,882.29
Capital Improvement Projects		1000707 - B&P BICYCLE PLAN IMPLEMENTATIO	400,000.00	-	400,000.00	-	400,000.00	400,000.00
Capital Improvement Projects		1000819 - LS&R BRIDGE MAINT PRGM	74,061.52	-	-	-	-	0.00
Capital Improvement Projects		1000820 - BR RETROFIT-LEIMERT	2,386,265.86	159,656.22	2,386,265.86	-	2,386,265.86	2,545,922.08
Capital Improvement Projects		1000967 - ADELIN BRIDGE RETROFIT GRANT	118,740.00	-	118,740.00	-	118,740.00	118,740.00
Capital Improvement Projects		1000977 - SEC 130 RR KING-105TH AVE	20,000.00	-	20,000.00	-	20,000.00	20,000.00
Capital Improvement Projects		1001010 - MLK WAY STREETScape	3,599.30	-	3,599.30	-	3,599.30	3,599.30
Capital Improvement Projects		1001015 - GLASSCOCK-LANCASTER	2.58	-	2.58	-	2.58	2.58
Capital Improvement Projects		1001017 - LS&R STAIR-PATH REPAIRS	65,481.40	-	65,481.40	-	65,481.40	65,481.40
Capital Improvement Projects		1001042 - MNTCLR ANTCH CT PED IMP	98,447.16	-	98,447.16	-	98,447.16	98,447.16
Capital Improvement Projects		1001195 - SAFE ROUTE TO SCHOOL CYCLE 1	0.02	-	0.02	-	0.02	0.02
Capital Improvement Projects		1001267 - LAKESIDE GREEN ST LOCAL MTCH	-	-	-	-	-	0.00
Capital Improvement Projects		1001293 - LS&R CITYWIDE STREET RESURFACING	-	-	-	-	-	0.00
Capital Improvement Projects		1001298 - EMBARCADERO BRIDGE REPLACEMNT	79,092.97	-	79,092.97	-	79,092.97	79,092.97
Capital Improvement Projects		1001380 - CITYWIDE EMERG RDWY REPAIR	(97,961.81)	107,909.72	(97,961.81)	-	(97,961.81)	9,947.91
Capital Improvement Projects		1001512 - LS&R GRANT MATCHING FUNDS	1,502,470.89	-	-	1,502,470.89	1,502,470.89	1,502,470.89
Capital Improvement Projects		1001615 - LS&R AC TRANSIT BRT	39,810.86	-	-	-	-	0.00
Capital Improvement Projects		1001681 - 23RD AVE BRIDGE RETROFIT	389,633.85	-	389,633.85	-	389,633.85	389,633.85
Capital Improvement Projects		1003204 - HSIP 7 GRANT-MARKET SAN PABLO	1,564.59	-	1,564.59	-	1,564.59	1,564.59
Capital Improvement Projects		1003216 - SN LNDRO BLVD UNDPSS REPAIR	32,830.50	-	32,830.50	-	32,830.50	32,830.50
Capital Improvement Projects		1003217 - BRIDGE REPAIR PROGRAM	1,463,221.03	-	1,463,221.03	-	1,463,221.03	1,463,221.03
Capital Improvement Projects		1003228 - BEACH STREET BRIDGE REPAIR	83,840.00	-	83,840.00	-	83,840.00	83,840.00
Capital Improvement Projects		1003233 - ATP CYCLE 2 TELEGRAPH-GRANT	1.00	-	1.00	-	1.00	1.00
Capital Improvement Projects		1003251 - HSIP 7 GRANT-CLEMONT SHATTUCK	10,369.15	-	10,369.15	-	10,369.15	10,369.15
Capital Improvement Projects		1003252 - CHELTON DRIVE SLIDE	(5,998.08)	-	(5,998.08)	-	(5,998.08)	(5,998.08)
Capital Improvement Projects		1003346 - LS&RCOMMUNITY TRNSPRTION PLANS	16,558.86	34,509.12	-	-	-	34,509.12
Capital Improvement Projects		1003349 - LS&R NEIGHBRHD TRAFFIC CALMING	421,279.96	127,195.50	-	285,450.37	285,450.37	412,645.87
Capital Improvement Projects		1003393 - E27TH ST-BARRY PL-SINKHOLE	-	-	-	-	-	0.00
Capital Improvement Projects		1003410 - LS&R CITYWIDE PAVEMENT REHAB	25,812.56	-	-	25,812.56	25,812.56	25,812.56
Capital Improvement Projects		1003766 - FEMA 4301 - ELVERTON LANDS	1,678.49	-	-	-	-	0.00
Capital Improvement Projects		1003767 - FEMA 4301 - 6502 HEATHER RIDGE	1.09	-	-	-	-	0.00
Capital Improvement Projects		1003768 - FEMA 4301 - 6452 SHELTERWOOD	2,681.88	-	-	-	-	0.00
Capital Improvement Projects		1003771 - FEMA 4301 7270 WILD CURRANT	-	-	-	-	-	0.00
Capital Improvement Projects		1003774 - FEMA 4308 2060 MASTLANDS	7,892.50	-	-	-	-	0.00
Capital Improvement Projects		1003829 - GREAT ST-PAVING RESURFACING	0.01	-	-	0.01	0.01	0.01
Capital Improvement Projects		1003979 - E OAKLAND COMMUNITY ST PLAN	-	54,298.43	-	-	-	54,298.43
Capital Improvement Projects		1003980 - E 12TH ST BIKEWAY	329,664.28	-	-	329,664.28	329,664.28	329,664.28
Capital Improvement Projects		1003981 - MACARTHUR SMART CITY	3,485,000.30	-	-	3,485,000.30	3,485,000.30	3,485,000.30
Capital Improvement Projects		1003983 - 42ND AVE HIGH ST I-880	13,456.00	90,899.08	-	13,456.00	13,456.00	104,355.08
Capital Improvement Projects		1004013 - HSIP 8 OAKLAND HILLS (148)	28,964.87	-	28,964.87	-	28,964.87	28,964.87
Capital Improvement Projects		1004016 - HSIP 8 DOWNTOWN (151)	(1,377.57)	3,000.00	(1,377.57)	-	(1,377.57)	1,622.43
Capital Improvement Projects		1004261 - CONCRETE CONSTRUCTION FOR CITYWIDE PAVEMENT R	-	-	-	-	-	0.00
Capital Improvement Projects		1004387 - CROSSING TO SAFETY 5012(156)	286,828.17	-	286,828.17	-	286,828.17	286,828.17
Capital Improvement Projects		1004820 - INTERSCTN. SAFETY IMPROVEMENT	1,467,577.04	171,605.78	-	732,265.32	732,265.32	903,871.10
Capital Improvement Projects		1004924 - ANTIOCH CT STREETScape	-	772.50	-	-	-	772.50

DEPARTMENT NAME	Fund - Fund Desc	Proj - Proj Desc	Available P12-24	Approved Enc CF	Recommend Project CF - Phase 1	Recommended Project CF - Phase 2	Total Recommended Project CF	Total Approved (Encumb CF + Project CF)
Capital Improvement Projects	2218 - Measure BB - Local	1005032 - PED LIGHTING 69TH AVENUE	1.00	-	-	-	-	0.00
Capital Improvement Projects		1005104 - LS&R EMERG. ROADWY-3 SITES	-	13,402.53	-	-	-	13,402.53
Capital Improvement Projects		1005338 - EDGEWATER DR BRIDGE L&R	183,520.00	-	183,520.00	-	183,520.00	183,520.00
Capital Improvement Projects		1005415 - P1000644 B&P PED PLAN IMPLMNTN	75,000.00	-	-	-	-	0.00
Capital Improvement Projects		1005416 - P1000679 LS&R TRFFC SGNL MGT	954,272.01	-	-	371,215.85	371,215.85	371,215.85
Capital Improvement Projects		1005417 - P1000714 CITY SIDEWALK REPAIR	40,718.25	27.79	-	40,718.25	40,718.25	40,746.04
Capital Improvement Projects		1005419 - P1001172 ADA CURB RAMP 30 YRS	7,384.36	-	-	-	-	0.00
Capital Improvement Projects		1005421 - P1003190 LS&R ONCALLEMIRGNCYRPR	293,479.41	-	-	-	-	0.00
Capital Improvement Projects		1005787 - TCC 95th Ave & Int'l Connect	80,000.00	-	-	80,000.00	80,000.00	80,000.00
Capital Improvement Projects		1006103 - CW PVMNT REHAB 2021A	32,329.47	-	32,329.47	-	32,329.47	32,329.47
Capital Improvement Projects		1006131 - Sideshow Prevention Pilot	34,517.39	-	-	34,517.39	34,517.39	34,517.39
Capital Improvement Projects		1006132 - Violence Prevention Support	6,097.83	-	-	-	-	0.00
Capital Improvement Projects		1006133 - Cou Earmk Traffic Safety	(2,967.14)	-	-	-	-	0.00
Capital Improvement Projects		1006177 - TDA LS&R STAIR-PATH REHAB	325,000.00	53,960.00	-	325,000.00	325,000.00	378,960.00
Capital Improvement Projects		1006187 - HSIP 14th St-Mandela & Adeline	22,140.00	-	22,140.00	-	22,140.00	22,140.00
Capital Improvement Projects		1006280 - Oak Chinatown Complete Street	20,751.37	49,748.63	-	20,751.37	20,751.37	70,500.00
Capital Improvement Projects		1006337 - CW PVMNT REHAB 2022A	66,510.34	-	66,510.34	-	66,510.34	66,510.34
Capital Improvement Projects		1006640 - CITYWIDE SIDEWALK SHAVING	1,040,702.53	-	1,040,702.53	-	1,040,702.53	1,040,702.53
Capital Improvement Projects		1007091 - EMBARCADERO W RL SFTY A IMPRVT	4,400.00	-	4,400.00	-	4,400.00	4,400.00
Capital Improvement Projects		1007092 - PORT & WATERFRONT CPL INFRASTR	4,400.00	-	4,400.00	-	4,400.00	4,400.00
Capital Improvement Projects		1007168 - AC TRANSIT INTERN'L BLVD	(2,740.00)	-	(2,740.00)	-	(2,740.00)	(2,740.00)
Capital Improvement Projects		1007252 - GRND AVE CMPLT ST PVNG PROJ	653,441.14	-	653,441.14	-	653,441.14	653,441.14
Capital Improvement Projects		1007286 - ROADWAY EDGE-RCHMND BLVD	1,845,000.00	-	1,845,000.00	-	1,845,000.00	1,845,000.00
Capital Improvement Projects		1007311 - Roadway Edge Grand View Dr	1,045,250.14	-	1,045,250.14	-	1,045,250.14	1,045,250.14
Capital Improvement Projects		1007312 - Roadway Edge Westmoorland	600,000.00	-	600,000.00	-	600,000.00	600,000.00
Capital Improvement Projects		1007351 - LAMMPS PHASE 2 RICHARD RD-SEMI	10,000.00	-	10,000.00	-	10,000.00	10,000.00
Capital Improvement Projects		1007394 - CHELSEA DR SLIDE REPAIR	500,000.00	-	500,000.00	-	500,000.00	500,000.00
Capital Improvement Projects	2218 - Measure BB - Local Streets and Roads Total		22,706,204.40	1,142,332.85	13,484,003.68	7,246,322.59	20,730,326.27	21,872,659.12

DEPARTMENT NAME	Fund - Fund Desc	Proj - Proj Desc	Available P12-24	Approved Enc CF	Recommend Project CF - Phase 1	Recommended Project CF - Phase 2	Total Recommended Project CF	Total Approved (Encumb CF + Project CF)
Capital Improvement Projects	2219 - Measure BB - Bike	1000707 - B&P BICYCLE PLAN IMPLEMENTATIO	613,258.74	7,679.62	613,258.74	-	613,258.74	620,938.36
Capital Improvement Projects		1000966 - B&P PED FAC DESIGN-IMPLEMENT	13,471.31	-	13,471.31	-	13,471.31	13,471.31
Capital Improvement Projects		1000974 - PERALTA ST. STREETScape B&P LS&R	24,502.98	-	24,502.98	-	24,502.98	24,502.98
Capital Improvement Projects		1001042 - MNTCLR ANTCH CT PED IMP	10,995.50	-	10,995.50	-	10,995.50	10,995.50
Capital Improvement Projects		1001267 - LAKESIDE GREEN ST LOCAL MTCH	-	-	-	-	-	0.00
Capital Improvement Projects		1001351 - PED CROSSING IMPROV-HIGH RISK	1,421.28	-	1,421.28	-	1,421.28	1,421.28
Capital Improvement Projects		1001512 - LS&R GRANT MATCHING FUNDS	1,213,621.34	-	-	1,213,622.34	1,213,622.34	1,213,622.34
Capital Improvement Projects		1005118 - BICYCLE & PEDESTRIAN PROGRAMS	68,329.83	18,016.60	-	8,898.13	8,898.13	26,914.73
Capital Improvement Projects		1005415 - P1000644 B&P PED PLAN IMPLMNTN	673,595.30	99,410.62	-	904,015.41	904,015.41	1,003,426.03
Capital Improvement Projects		1005417 - P1000714 CITY SIDEWALK REPAIR	9,360.92	-	-	9,360.92	9,360.92	9,360.92
Capital Improvement Projects		1006177 - TDA LS&R STAIR-PATH REHAB	258,640.98	355,968.50	-	258,640.98	258,640.98	614,609.48
Capital Improvement Projects		1007168 - AC TRANSIT INTERN'L BLVD	84,553.00	-	84,553.00	-	84,553.00	84,553.00
Capital Improvement Projects	2219 - Measure BB - Bike and Pedestrian Total		2,971,751.18	481,075.34	748,202.81	2,394,537.78	3,142,740.59	3,623,815.93
Capital Improvement Projects	2230 - State Gas Tax	1000830 - CITYWIDE STREET RESURF-2231	-	-	-	-	-	0.00
Capital Improvement Projects		1000986 - TRAFFIC SIGNAL CONTROLLER	(2,893.90)	2,893.90	(2,893.90)	-	(2,893.90)	0.00
Capital Improvement Projects		1001293 - LS&R CITYWIDE STREET RESURFACING	45,588.59	-	45,588.59	-	45,588.59	45,588.59
Capital Improvement Projects		1001512 - LS&R GRANT MATCHING FUNDS	971,556.00	-	-	-	-	0.00
Capital Improvement Projects		1003346 - LS&R COMMUNITY TRNSPRITION PLANS	-	-	-	-	-	0.00
Capital Improvement Projects		1004419 - PAVEMNT REHAB 2019-2	77,397.17	6,946.67	77,397.17	-	77,397.17	84,343.84
Capital Improvement Projects		1004796 - CITYWIDE PAVEMENT REHAB PROJ 1	-	-	-	-	-	0.00
Capital Improvement Projects		1004912 - BROADWAY TRANSIT & PAVING	185.87	-	185.87	-	185.87	185.87
Capital Improvement Projects		1005420 - P1001293 LS&R CTY ST RESRFACNG	154,604.37	-	-	154,604.37	154,604.37	154,604.37
Capital Improvement Projects		1007252 - GRND AVE CMLPT ST PVNG PROJ	272,874.42	-	272,874.42	-	272,874.42	272,874.42
Capital Improvement Projects	2230 - State Gas Tax Total		1,519,312.52	9,840.57	393,152.15	154,604.37	547,756.52	557,597.09
Capital Improvement Projects	2232 - Gas Tax RMRA	1003469 - DP350 Administrative Project	-	-	-	-	-	0.00
Capital Improvement Projects		1004387 - CROSSING TO SAFETY 5012(156)	90,000.00	-	90,000.00	-	90,000.00	90,000.00
Capital Improvement Projects		1004820 - INTERSCTN. SAFETY IMPROVEMENT	228,028.00	-	-	228,028.00	228,028.00	228,028.00
Capital Improvement Projects		1005418 - P1000981 LS&R CURB RAMP- BB	52,370.68	-	-	-	-	0.00
Capital Improvement Projects		1005419 - P1001172 ADA CURB RAMP 30 YRS	894.52	-	-	-	-	0.00
Capital Improvement Projects		1005983 - High Priority Traffic Calming	531,209.66	7,580.71	-	402,018.84	402,018.84	409,599.55
Capital Improvement Projects	2232 - Gas Tax RMRA Total		902,502.86	7,580.71	90,000.00	630,046.84	720,046.84	727,627.55
Capital Improvement Projects	2244 - Measure Q - Parks	1005274 - STORM DRAINAGE MASTER PLAN	126,647.00	476,763.36	-	126,647.00	126,647.00	603,410.36
Capital Improvement Projects		1005340 - COURTLAND CREEK RESTORATION	187,954.00	-	187,954.00	-	187,954.00	187,954.00
Capital Improvement Projects		1005343 - MEASURE Q - ENHANCED SERVICES	-	-	-	-	-	0.00
Capital Improvement Projects		1005979 - UNION POINT PK RESTORATION	9,600.00	-	9,600.00	-	9,600.00	9,600.00
Capital Improvement Projects		1006124 - REG TRASH COMP - MEAS Q	-	135,300.00	-	-	-	135,300.00
Capital Improvement Projects		1006988 - LAKE MERRITT H2O QUAL MGMT	19,836.56	3,793.51	-	-	-	3,793.51
Capital Improvement Projects		1007058 - GNRL SMALL TRASH CPTR	470,272.77	-	-	-	-	0.00
Capital Improvement Projects		1007126 - ALLENDALE COURTS & RESTROOM	6,075.00	0.02	-	6,075.00	6,075.00	6,075.02
Capital Improvement Projects	2244 - Measure Q - Parks & Recreation Preservation, Litter Reduction, and Homelessness Sup		820,385.33	615,856.89	197,554.00	132,722.00	330,276.00	946,132.89
Capital Improvement Projects	2260 - Measure WW: Eas	1000637 - LINCOLN SQU PARK-ACTIVITY DECK	17,251.62	-	17,251.62	-	17,251.62	17,251.62
Capital Improvement Projects		1000852 - MEASURE WW PUBLIC ART	4,100.00	-	4,100.00	-	4,100.00	4,100.00
Capital Improvement Projects		1001412 - CALDECOTT TRAIL	316,930.17	24,405.08	316,930.17	-	316,930.17	341,335.25
Capital Improvement Projects	2260 - Measure WW: East Bay Regional Parks District Local Grant Total		338,281.79	24,405.08	338,281.79	-	338,281.79	362,686.87
Capital Improvement Projects	2415 - Development Serv	1001011 - PRIVATE PROP SIDEWALK REPAIR	(1,379,830.03)	-	-	-	-	0.00
Capital Improvement Projects		1006280 - Oak Chinatown Complete Street	57,269.40	-	-	57,269.40	57,269.40	57,269.40
Capital Improvement Projects	2415 - Development Service Fund Total		(1,322,560.63)	-	-	57,269.40	57,269.40	57,269.40
Capital Improvement Projects	2416 - Traffic Safety Fund	1000023 - DPCIP Administrative Project	-	6,199.00	-	-	-	6,199.00
Capital Improvement Projects	2416 - Traffic Safety Fund Total		-	6,199.00	-	-	-	6,199.00
Capital Improvement Projects	2420 - Transportation Im	1001512 - LS&R GRANT MATCHING FUNDS	259,081.00	-	-	259,081.00	259,081.00	259,081.00
Capital Improvement Projects		1003348 - STSCAPES/COMPLETE ST CAPITAL	3,845,257.00	-	-	3,845,257.00	3,845,257.00	3,845,257.00
Capital Improvement Projects	2420 - Transportation Impact Fee Total		4,104,338.00	-	-	4,104,338.00	4,104,338.00	4,104,338.00

DEPARTMENT NAME	Fund - Fund Desc	Proj - Proj Desc	Available P12-24	Approved Enc CF	Recommend Project CF - Phase 1	Recommended Project CF - Phase 2	Total Recommended Project CF	Total Approved (Encumb CF + Project CF)
Capital Improvement Projects	2421 - Capital Improvements	1000165 - COLISM SPEC PN 5656-P452510	50,000.00	-	-	50,000.00	50,000.00	50,000.00
Capital Improvement Projects		1001612 - CAPITAL IMP IMPACT FEES	1,000.00	-	-	1,000.00	1,000.00	1,000.00
Capital Improvement Projects		1003439 - FIRE STATIONS CW RENOVATIONS	29,464.60	138,594.35	-	29,464.60	29,464.60	168,058.95
Capital Improvement Projects		1003440 - 3 BR RENO.WOAK, ASIAN, BROOKF.	218,832.44	-	-	218,832.44	218,832.44	218,832.44
Capital Improvement Projects		1003625 - MOSSWOOD REBUILD	690,844.46	221,956.00	690,844.46	-	690,844.46	912,800.46
Capital Improvement Projects		1004851 - DACA PHASE 2 RENO	40,470.10	300,451.77	40,470.10	-	40,470.10	340,921.87
Capital Improvement Projects		1004866 - HOLLY MINI PARK	126,365.73	-	126,365.73	-	126,365.73	126,365.73
Capital Improvement Projects		1004978 - EOSC NEXT PHASE	200,000.00	-	200,000.00	-	200,000.00	200,000.00
Capital Improvement Projects		1004983 - TOOL LENDING LIBRARY	35,000.00	-	35,000.00	-	35,000.00	35,000.00
Capital Improvement Projects		1005274 - STORM DRAINAGE MASTER PLAN	91,000.00	-	-	91,000.00	91,000.00	91,000.00
Capital Improvement Projects		1006040 - MALONGA CENTER - FEASIBILITY	1,311.86	81,348.32	-	1,311.86	1,311.86	82,660.18
Capital Improvement Projects	2421 - Capital Improvements Impact Fee Fund Total		1,484,289.19	742,350.44	1,092,680.29	391,608.90	1,484,289.19	2,226,639.63
Capital Improvement Projects	2999 - Miscellaneous Grants	1000043 - CD HIST MIT FIP 2999-G499910	244,250.00	-	244,250.00	-	244,250.00	244,250.00
Capital Improvement Projects		1000044 - BMSP HIST MIT FIP 2999-G499920	77,500.00	-	77,500.00	-	77,500.00	77,500.00
Capital Improvement Projects		1000222 - PRP 1-C INFRT INF 2999-C464571	(9,296.66)	32,672.00	(9,296.66)	-	(9,296.66)	23,375.34
Capital Improvement Projects		1000693 - 10TH ST CHANNEL IMPROVEMENTS	-	-	-	-	-	0.00
Capital Improvement Projects		1001028 - BEGIN PLAZA RENOVATIONS	-	-	-	-	-	0.00
Capital Improvement Projects		1001036 - CLEAN WATERSHEDS CLEAN BAY	1,941.32	-	1,941.32	-	1,941.32	1,941.32
Capital Improvement Projects		1003211 - 19TH ST BART TO LAKE MERRITT	-	774,750.00	-	-	-	774,750.00
Capital Improvement Projects		1003411 - EBMUD COST SHARING	60,840.00	-	60,840.00	-	60,840.00	60,840.00
Capital Improvement Projects		1003625 - MOSSWOOD REBUILD	152,309.69	2,233,967.28	152,309.69	-	152,309.69	2,386,276.97
Capital Improvement Projects		1005033 - EAST BAY GREENWAY-TRAIL	239,616.00	1,400,183.00	239,616.00	-	239,616.00	1,639,799.00
Capital Improvement Projects		1006205 - Inter Term Coliseum BART	608,357.00	-	608,357.00	-	608,357.00	608,357.00
Capital Improvement Projects	2999 - Miscellaneous Grants Total		1,375,517.35	4,441,572.28	1,375,517.35	-	1,375,517.35	5,817,089.63
Capital Improvement Projects	3100 - Sewer Service Fund	1000010 - DP300 Administrative Project	-	-	-	-	-	0.00
Capital Improvement Projects		1000654 - SEWER-WTMRE MCRTHR MTN 83-012	58,892.08	0.01	58,892.08	-	58,892.08	58,892.09
Capital Improvement Projects		1000673 - SS-SMNRV AVNL BNCRFT 83-103	(0.01)	0.01	(0.01)	-	(0.01)	0.00
Capital Improvement Projects		1000715 - CITY-OWNED FCLTY SS LTRL REP	-	-	-	-	-	0.00
Capital Improvement Projects		1000720 - EMRGNICY MISC SEWERS	54,059.54	8,792.47	54,059.54	-	54,059.54	62,852.01
Capital Improvement Projects		1000835 - SANITARY SEWER ROOT FOAMING	68,795.95	16,296.66	-	68,795.95	68,795.95	85,092.61
Capital Improvement Projects		1000843 - RHB SWR-23RD-INTL-26TH-E12TH	46,707.38	-	46,707.38	-	46,707.38	46,707.38
Capital Improvement Projects		1000920 - REHAB SNTRY SWRS SBBSIN 83 503	4,688,888.64	2,784,833.12	4,688,888.64	-	4,688,888.64	7,473,721.76
Capital Improvement Projects		1000921 - REHAB SNTRY SWRS SBBSIN 83 403	7,057.41	209,409.14	7,057.41	-	7,057.41	216,466.55
Capital Improvement Projects		1000922 - SANITARY SWR ROOT FMNG FY16 17	81.01	0.01	-	-	-	0.01
Capital Improvement Projects		1000997 - SR SAN LEANDRO EDES 85TH	10,818.91	-	10,818.91	-	10,818.91	10,818.91
Capital Improvement Projects		1001018 - VARIOUS LOC SS REHAB	71,016.87	-	71,016.87	-	71,016.87	71,016.87
Capital Improvement Projects		1001026 - REHAB SNTRY SWRS SBBSIN 80 022	69,775.79	-	69,775.79	-	69,775.79	69,775.79
Capital Improvement Projects		1001039 - SS RHB-CASTLE-CHELTON	70,938.38	207,797.00	70,938.38	-	70,938.38	278,735.38
Capital Improvement Projects		1001166 - SS-HWY 13 RNHRDT SR 39TH ALISO	234,679.73	-	234,679.73	-	234,679.73	234,679.73
Capital Improvement Projects		1001173 - CITYWIDE SS CAPACITY UPGRADES	2,260,241.66	187,264.52	2,260,241.66	-	2,260,241.66	2,447,506.18
Capital Improvement Projects		1001192 - REHAB-SS 57TH AV-INTL BLVD- SL	6,000.00	-	6,000.00	-	6,000.00	6,000.00
Capital Improvement Projects		1001289 - SS SUB-BASIN FLOW MNTRNG-DATA	62,161.65	-	62,161.65	-	62,161.65	62,161.65
Capital Improvement Projects		1001322 - SS-MTN LNA SNNYMR SMNRY 83-402	4,708.70	-	4,708.70	-	4,708.70	4,708.70
Capital Improvement Projects		1001375 - SS-14 MCRTHR ARDLY E13 58-04	25,633.88	-	25,633.88	-	25,633.88	25,633.88
Capital Improvement Projects		1001433 - PARKRIDGE SKYLINE DENTON S SWR	388,755.29	49,487.95	388,755.29	-	388,755.29	438,243.24
Capital Improvement Projects		1001602 - ANNUAL INFLOW CORRECTION PGM	581,043.74	-	-	581,043.74	581,043.74	581,043.74
Capital Improvement Projects		1001676 - EPA-SEWER CLEANING	486,123.88	-	486,123.88	-	486,123.88	486,123.88
Capital Improvement Projects		1003202 - REHAB OF SS SUBBASIN 84-003	233,332.67	0.01	233,332.67	-	233,332.67	233,332.68
Capital Improvement Projects		1003231 - REHAB OF SS SUBBASIN 83-002	314,592.19	0.01	314,592.19	-	314,592.19	314,592.20
Capital Improvement Projects		1003772 - FEMA 4301 6391 LONGCROFT DRIVE	9.48	-	-	-	-	0.00
Capital Improvement Projects		1004268 - SEWER MTGATION & TEMP DSCHRG	-	68,196.00	-	-	-	68,196.00
Capital Improvement Projects		1004342 - REHAB SNTRY SWR 80-101	37,584.50	-	-	37,584.50	37,584.50	37,584.50
Capital Improvement Projects		1004788 - SANITARY SEWER MASTER PLAN	-	60,910.12	-	-	-	60,910.12
Capital Improvement Projects		1004806 - SS REHAB SUBBASIN 83-001	381,152.49	2,527,885.50	381,152.49	-	381,152.49	2,909,037.99
Capital Improvement Projects		1004807 - SS REHAB SUBBASIN 83-102	34,571.61	193,491.01	34,571.61	-	34,571.61	228,062.62
Capital Improvement Projects		1004810 - 3100 30244 SS SUBBASIN 85-202	788,502.41	488,565.43	788,502.41	-	788,502.41	1,277,067.84
Capital Improvement Projects		1004842 - ANNUAL INFLOW CORRECTION	1,500,000.00	-	1,500,000.00	-	1,500,000.00	1,500,000.00
Capital Improvement Projects		1004844 - SS CAPACITY UPGRADE MAYBELLE	683,486.43	-	683,486.43	-	683,486.43	683,486.43
Capital Improvement Projects		1004845 - SS REHAB SUB-BASIN 82-005	378,095.42	447,137.49	378,095.42	-	378,095.42	825,232.91
Capital Improvement Projects		1005411 - P1000720 EMERG MISC. SEWERS	(135,773.54)	583,493.63	-	-	-	583,493.63
Capital Improvement Projects		1005412 - P1003201 REHAB SS BASIN 81-201	3,001,861.15	350,049.92	-	3,001,861.15	3,001,861.15	3,351,911.07

DEPARTMENT NAME	Fund - Fund Desc	Proj - Proj Desc	Available P12-24	Approved Enc CF	Recommend Project CF - Phase 1	Recommended Project CF - Phase 2	Total Recommended Project CF	Total Approved (Encumb CF + Project CF)
Capital Improvement Projects	3100 - Sewer Service Fun	1005874 - SS REHAB SUB-BASIN 83-404 PH1	1,222,610.05	2,528,002.00		1,186,708.97	1,186,708.97	3,714,710.97
Capital Improvement Projects		1005875 - SS REHAB SUB-BASIN 83-404 PH2	-	1,750,356.00		-	-	1,750,356.00
Capital Improvement Projects		1005876 - SS REHAB SUB-BASIN 86-001	1,285,654.81	2,132,349.22		1,285,654.81	1,285,654.81	3,418,004.03
Capital Improvement Projects		1005877 - SS REHAB SUB-BASIN 56-01	1,999,794.28	2,022,108.66		1,999,794.28	1,999,794.28	4,021,902.94
Capital Improvement Projects		1006208 - SS EMERGENCY REPAIRS - T1	91,445.22	78,316.02		102,490.68	102,490.68	180,806.70
Capital Improvement Projects		1006209 - SS EMERGENCY REPAIRS - T2	619,507.65	15,717.84		619,507.65	619,507.65	635,225.49
Capital Improvement Projects		1006210 - SS EMERGENCY REPAIRS - T3	2,238,359.84	1,730,657.00		2,238,359.84	2,238,359.84	3,969,016.84
Capital Improvement Projects		1006211 - SS EMERGENCY REPAIRS - T4	84,267.23	3,401,596.39		84,267.23	84,267.23	3,485,863.62
Capital Improvement Projects		1006212 - SS EMERGENCY REPAIRS - T5	2,046,261.33	237,393.31		2,046,261.33	2,046,261.33	2,283,654.64
Capital Improvement Projects		1006213 - ANNUAL INFLOW PGM - I1	90,001.31	36,362.77		90,001.31	90,001.31	126,364.08
Capital Improvement Projects		1006214 - ANNUAL INFLOW PGM - I2	218,017.40	-		218,017.40	218,017.40	218,017.40
Capital Improvement Projects		1006860 - SS ROOT FOAMING FY23-26	12,256.21	1,312,688.90		-	-	1,312,688.90
Capital Improvement Projects		1006969 - SS REHAB SUB-BASIN 60-08	1,486,396.65	-		1,486,396.65	1,486,396.65	1,486,396.65
Capital Improvement Projects		1006971 - SS REHAB SUB-BASIN 81-002 P1	15,000.00	21.50		-	-	21.50
Capital Improvement Projects		1006972 - SS REHAB SUB-BASIN 86-002	1,613,078.47	7.50		-	-	7.50
Capital Improvement Projects		1007342 - 3821 GRNWOOD SD RPR	-	-		-	-	0.00
Capital Improvement Projects	3100 - Sewer Service Fund Total		29,436,445.74	23,429,187.12	8,608,260.76	19,298,677.73	27,906,938.49	51,336,125.61

DEPARTMENT NAME	Fund - Fund Desc	Proj - Proj Desc	Available P12-24	Approved Enc CF	Recommend Project CF - Phase 1	Recommended Project CF - Phase 2	Total Recommended Project CF	Total Approved (Encumb CF + Project CF)
Capital Improvement Projects	4200 - Radio / Telecomm	1001249 - RADIO FINANCING FUNDS C480350	81,830.98	0.94	81,830.98	-	81,830.98	81,831.92
Capital Improvement Projects		1006279 - CTIYWIDE UPS REPLACEMENT	(33,890.29)	5,517.75	(33,890.29)	-	(33,890.29)	(28,372.54)
Capital Improvement Projects	4200 - Radio / Telecommunications Total		47,940.69	5,518.69	47,940.69	-	47,940.69	53,459.38
Capital Improvement Projects	4400 - City Facilities	1001520 - ADA TRNSTN PLAN SURVEY FY15-16	19,543.44	-	-	-	-	0.00
Capital Improvement Projects		1003625 - MOSSWOOD REBUILD	917,485.53	920,988.06	917,485.53	-	917,485.53	1,838,473.59
Capital Improvement Projects	4400 - City Facilities Total		937,028.97	920,988.06	917,485.53	-	917,485.53	1,838,473.59
Capital Improvement Projects	4600 - Information Techn	1000439 - IBM2 911 PS UPGRADE C468133	3,412,444.54	135,486.75	3,412,444.54	-	3,412,444.54	3,547,931.29
Capital Improvement Projects	4600 - Information Technology Total		3,412,444.54	135,486.75	3,412,444.54	-	3,412,444.54	3,547,931.29
Capital Improvement Projects	5055 - Piedmont Pines Ur	1000648 - PIEDMONT PINES ELEC UNDRGRNDG	3,484.38	-	3,484.38	-	3,484.38	3,484.38
Capital Improvement Projects	5055 - Piedmont Pines Underground Assessment District Total		3,484.38	-	3,484.38	-	3,484.38	3,484.38
Capital Improvement Projects	5130 - Rockridge: Library	1003281 - ROCKRIDGE LIBRARY UPGRADE	5,520.03	-	-	-	-	0.00
Capital Improvement Projects		1005843 - ROCKRIDGE LIBRARY UPGD	784,555.28	52,999.86	784,555.28	-	784,555.28	837,555.14
Capital Improvement Projects	5130 - Rockridge: Library Assessment District Total		790,075.31	52,999.86	784,555.28	-	784,555.28	837,555.14
Capital Improvement Projects	5200 - JPFA Capital Proj	1001451 - CCE MACARTHUR STREETScape 5200	12,189.26	-	12,189.26	-	12,189.26	12,189.26
Capital Improvement Projects	5200 - JPFA Capital Projects: Series 2005 Total		12,189.26	-	12,189.26	-	12,189.26	12,189.26
Capital Improvement Projects	5321 - Measure DD: 2009	1000683 - Oakland Port Waterfront Trails	-	-	-	-	-	0.00
Capital Improvement Projects		1000685 - WTRFRNT TRAIL-BAY-LAKE MERRITT	123,737.73	-	123,737.73	-	123,737.73	123,737.73
Capital Improvement Projects		1000687 - WTRFRNT TRAIL-HGH ST BRIDGE	71.10	3,736.50	71.10	-	71.10	3,807.60
Capital Improvement Projects		1000693 - 10TH ST CHANNEL IMPROVEMENTS	60,620.14	-	60,620.14	-	60,620.14	60,620.14
Capital Improvement Projects		1000695 - 12TH & 10TH RECONSTRUCTION	-	-	-	-	-	0.00
Capital Improvement Projects		1000700 - 7TH STREET CHANNEL IMPROV	1,069.09	-	1,069.09	-	1,069.09	1,069.09
Capital Improvement Projects		1000705 - LM IMPROV ENTRANCES	20.00	-	20.00	-	20.00	20.00
Capital Improvement Projects		1000825 - SHEPHERD CREEK RESTORATION-B	28,703.91	-	28,703.91	-	28,703.91	28,703.91
Capital Improvement Projects		1000828 - LAKE MERRITT ART-B	-	4,000.00	-	-	-	4,000.00
Capital Improvement Projects		1000848 - ESTUARY ART-B	66,911.89	-	66,911.89	-	66,911.89	66,911.89
Capital Improvement Projects		1001160 - LAKE MERRITT SLBOAT HSE SHRLNE	-	2,565.92	-	-	-	2,565.92
Capital Improvement Projects		1001190 - CREEK RESTORATION-B	4,420.70	-	4,420.70	-	4,420.70	4,420.70
Capital Improvement Projects		1001236 - LM CHANNEL ART-B	155,452.50	-	155,452.50	-	155,452.50	155,452.50
Capital Improvement Projects		1001290 - WATERFRONT-CRYER BLDG DOCK	-	0.01	-	-	-	0.01
Capital Improvement Projects		1001481 - CREEK ART-B	5,121.98	-	5,121.98	-	5,121.98	5,121.98
Capital Improvement Projects		1001661 - WTRFRNT TRLS: E 7TH TO 23RD	20,193.80	-	20,193.80	-	20,193.80	20,193.80
Capital Improvement Projects	5321 - Measure DD: 2009B Clean Water, Safe Parks & Open Space Trust Fund for Oakland Tot		466,322.84	10,302.43	466,322.84	-	466,322.84	476,625.27
Capital Improvement Projects	5322 - Measure DD: 2017	1000683 - Oakland Port Waterfront Trails	15,034.98	-	15,034.98	-	15,034.98	15,034.98
Capital Improvement Projects		1000687 - WTRFRNT TRAIL-HGH ST BRIDGE	23,225.25	-	23,225.25	-	23,225.25	23,225.25
Capital Improvement Projects		1000693 - 10TH ST CHANNEL IMPROVEMENTS	1,498,703.22	38,985.07	1,498,703.22	-	1,498,703.22	1,537,688.29
Capital Improvement Projects		1000705 - LM IMPROV ENTRANCES	7,577.91	50.99	7,577.91	-	7,577.91	7,628.90
Capital Improvement Projects		1000826 - SAUSAL CREEK RESTORATION-B	-	9,775.00	-	-	-	9,775.00
Capital Improvement Projects		1000827 - WTRSHD ACQUISITION-B	821,904.55	13,263.35	821,904.55	-	821,904.55	835,167.90
Capital Improvement Projects		1000839 - SAUSAL EROSION CONTROL PROJECT	-	374.85	-	-	-	374.85
Capital Improvement Projects		1000858 - WATERFRONT TRAILS-ESTUARY PARK	297,284.80	232,987.94	297,284.80	-	297,284.80	530,272.74
Capital Improvement Projects		1001163 - SNOW PARK-LAKESIDE GREEN ST B&P LS&R	-	-	-	-	-	0.00
Capital Improvement Projects		1001169 - WTRFRNT TRAIL-FRTVLE LAND XING	73,334.53	13,509.83	73,334.53	-	73,334.53	86,844.36
Capital Improvement Projects		1001191 - MEASURE DD ADMIN-B	-	29,999.99	-	-	-	29,999.99
Capital Improvement Projects		1001661 - WTRFRNT TRLS: E 7TH TO 23RD	126,207.01	312,440.24	126,207.01	-	126,207.01	438,647.25
Capital Improvement Projects		1003388 - LM WATER QUALITY D & C	523,203.64	1.00	523,203.64	523,203.64	523,203.64	523,204.64
Capital Improvement Projects		1003389 - LM RESTOR, ACCESS D&C	400,817.44	-	400,817.44	400,817.44	400,817.44	400,817.44
Capital Improvement Projects		1003390 - WATERFRONT TRAIL DES & A	2,894,027.06	-	2,894,027.06	2,894,027.06	2,894,027.06	2,894,027.06
Capital Improvement Projects		1004295 - WATERFRONT TRAIL-PARK ST BRDG	2,555.58	-	2,555.58	2,555.58	2,555.58	2,555.58
Capital Improvement Projects		1005340 - COURTLAND CREEK RESTORATION	288,194.08	129,000.00	288,194.08	-	288,194.08	417,194.08
Capital Improvement Projects	5322 - Measure DD: 2017C Clean Water, Safe Parks & Open Space Trust for Oakland Total		6,972,070.05	780,388.26	3,151,466.33	3,820,603.72	6,972,070.05	7,752,458.31

DEPARTMENT NAME	Fund - Fund Desc	Proj - Proj Desc	Available P12-24	Approved Enc CF	Recommend Project CF - Phase 1	Recommended Project CF - Phase 2	Total Recommended Project CF	Total Approved (Encumb CF + Project CF)
Capital Improvement Projects	5330 - Measure KK: Infr	1000707 - B&P BICYCLE PLAN IMPLEMENTATIO	-	-	-	-	-	0.00
Capital Improvement Projects		1000854 - RAINBOW REC CENTER EXPANSION	2,610.06	-	2,610.06	-	2,610.06	2,610.06
Capital Improvement Projects		1001035 - 7TH ST STREETSCAPE PHASE 2	7,479.37	-	7,479.37	-	7,479.37	7,479.37
Capital Improvement Projects		1001654 - PAB FEASBLTY STDY 5612-C473320	-	29,517.50	-	-	-	29,517.50
Capital Improvement Projects		1003203 - HSIP 7 GRANT - TELEGRAPH AVE	37,131.04	-	37,131.04	-	37,131.04	37,131.04
Capital Improvement Projects		1003211 - 19TH ST BART TO LAKE MERRITT	-	-	-	-	-	0.00
Capital Improvement Projects		1003348 - STSCAPES/COMPLETE ST CAPITAL	300,771.29	-	-	300,771.29	300,771.29	300,771.29
Capital Improvement Projects		1003349 - LS&R NEIGHBRHD TRAFFIC CALMING	-	-	-	-	-	0.00
Capital Improvement Projects		1003434 - DIMOND PARK - LIONS POOL RPR	16,082.15	-	-	16,082.15	16,082.15	16,082.15
Capital Improvement Projects		1003435 - FEASI STUDY ROW NEW FIRE ST 4	355.73	13,720.00	-	355.73	355.73	14,075.73
Capital Improvement Projects		1003436 - APRON & HARDSCAPE REP SIX STAT	-	-	-	-	-	0.00
Capital Improvement Projects		1003437 - ROOF ASSESSMENT & REPLACE	-	-	-	-	-	0.00
Capital Improvement Projects		1003438 - TELESCOPIC APPARAYUS DOOR REP	-	-	-	-	-	0.00
Capital Improvement Projects		1003439 - FIRE STATIONS CW RENOVATIONS	510,552.79	44,171.24	-	510,552.79	510,552.79	554,724.03
Capital Improvement Projects		1003442 - HEAD START BROOKFIELD UPGR	21,746.02	-	-	21,746.02	21,746.02	21,746.02
Capital Improvement Projects		1003443 - HS FAC - ARROYO REMODEL	13,664.36	-	-	13,664.36	13,664.36	13,664.36
Capital Improvement Projects		1003444 - HS PLAYGROUND REPLACEMENT	1,763.59	-	-	1,763.59	1,763.59	1,763.59
Capital Improvement Projects		1003445 - HS RENOV MANZANITA CTR	14,342.13	-	-	14,342.13	14,342.13	14,342.13
Capital Improvement Projects		1003446 - TASSAFARONGA GYM IMPROVEMENTS	-	-	-	-	-	0.00
Capital Improvement Projects		1003447 - BALLFIELD WRNG HZR2-CURT FLOOD	-	-	-	-	-	0.00
Capital Improvement Projects		1003448 - H ROBINSON CTR - AIR COND RPL	-	20,000.00	-	-	-	20,000.00
Capital Improvement Projects		1003449 - A SHELTER - REP HVAC & ENERGY	164,690.27	26,352.31	-	164,690.27	164,690.27	191,042.58
Capital Improvement Projects		1003451 - MAIN LIBRARY IMPROVEMENTS	(136,361.10)	136,361.10	(136,361.10)	-	(136,361.10)	0.00
Capital Improvement Projects		1003829 - GREAT ST-PAVING RESURFACING	-	-	-	-	-	0.00
Capital Improvement Projects		1004013 - HSIP 8 OAKLAND HILLS (148)	-	-	-	-	-	0.00
Capital Improvement Projects		1004014 - HSIP 8 FRUITVALE AVE (149)	24,100.00	-	24,100.00	-	24,100.00	24,100.00
Capital Improvement Projects		1004034 - SLURRY SEAL PROJECT	99,491.89	-	-	99,491.89	99,491.89	99,491.89
Capital Improvement Projects		1004261 - CONCRETE CONSTRUCTION FOR CITYWIDE PAVEMENT R	-	-	-	-	-	0.00
Capital Improvement Projects		1004387 - CROSSING TO SAFETY 5012(156)	185,632.86	-	185,632.86	-	185,632.86	185,632.86
Capital Improvement Projects		1004420 - PAVEMENT REHAB 2019-3	-	-	-	-	-	0.00
Capital Improvement Projects		1004912 - BROADWAY TRANSIT & PAVING	98.70	-	98.70	-	98.70	98.70
Capital Improvement Projects		1005369 - 2021 OAKLAND HILLS ST. REHAB	459,483.93	-	-	399,728.66	399,728.66	399,728.66
Capital Improvement Projects		1005420 - P1001293 LS&R CTY ST RESRFACNG	-	128.75	-	-	-	128.75
Capital Improvement Projects		1006339 - CW PVMNT REHAB 2022C	1,300,000.00	-	1,300,000.00	-	1,300,000.00	1,300,000.00
Capital Improvement Projects	5330 - Measure KK: Infrastructure and Affordable Housing Total		3,023,635.08	270,250.90	1,420,690.93	1,543,188.88	2,963,879.81	3,234,130.71
Capital Improvement Projects	5332 - Measure KK: Infr	1000634 - LAUREL ACCESS MILLS-LAMMPS B&P LS&R	-	0.02	-	-	-	0.02
Capital Improvement Projects		1000653 - SAFE ROUTES TO TRANSIT SR2T	-	213,450.50	-	-	-	213,450.50
Capital Improvement Projects		1000724 - FRUITVALE ALV GAP CLOSUR STSCP	120,901.28	95,944.22	120,901.28	-	120,901.28	216,845.50
Capital Improvement Projects		1000858 - WATERFRONT TRAILS-ESTUARY PARK	100,000.00	-	100,000.00	-	100,000.00	100,000.00
Capital Improvement Projects		1001412 - CALDECOTT TRAIL	178,876.11	30,850.05	178,876.11	-	178,876.11	209,726.16
Capital Improvement Projects		1001654 - PAB FEASBLTY STDY 5612-C473320	63,000.00	4,191.25	-	63,000.00	63,000.00	67,191.25
Capital Improvement Projects		1003203 - HSIP 7 GRANT - TELEGRAPH AVE	(6,976.32)	139,459.79	(6,976.32)	-	(6,976.32)	132,483.47
Capital Improvement Projects		1003204 - HSIP 7 GRANT-MARKET SAN PABLO	5,941.41	-	5,941.41	-	5,941.41	5,941.41
Capital Improvement Projects		1003211 - 19TH ST BART TO LAKE MERRITT	12,411.51	2,315,980.25	12,411.51	-	12,411.51	2,328,391.76
Capital Improvement Projects		1003233 - ATP CYCLE 2 TELEGRAPH-GRANT	-	0.01	-	-	-	0.01
Capital Improvement Projects		1003348 - STSCAPES/COMPLETE ST CAPITAL	299,547.17	-	-	299,547.17	299,547.17	299,547.17
Capital Improvement Projects		1003349 - LS&R NEIGHBRHD TRAFFIC CALMING	32,325.80	15,784.94	-	32,325.80	32,325.80	48,110.74
Capital Improvement Projects		1003435 - FEASI STUDY ROW NEW FIRE ST 4	147,619.08	879,121.52	-	147,619.08	147,619.08	1,026,740.60
Capital Improvement Projects		1003440 - 3 BR RENO.WOAK, ASIAN, BROOKF.	420,475.69	11,353.00	-	420,475.69	420,475.69	431,828.69
Capital Improvement Projects		1003448 - H ROBINSON CTR - AIR COND RPL	5,321.63	11,559.00	-	5,321.63	5,321.63	16,880.63
Capital Improvement Projects		1003625 - MOSSWOOD REBUILD	169,271.91	292,379.32	169,271.91	-	169,271.91	461,651.23
Capital Improvement Projects		1003829 - GREAT ST-PAVING RESURFACING	174,483.46	224,938.60	-	174,483.46	174,483.46	399,422.06
Capital Improvement Projects		1003980 - E 12TH ST BIKEWAY	216,557.00	12,832.96	-	216,557.00	216,557.00	229,389.96
Capital Improvement Projects		1003983 - 42ND AVE HIGH ST I-880	343,520.82	22,755.28	-	19,006.75	19,006.75	41,762.03
Capital Improvement Projects		1004012 - HSIP 8 BANCROFT AVE (147)	524,324.06	-	524,324.06	-	524,324.06	524,324.06
Capital Improvement Projects		1004014 - HSIP 8 FRUITVALE AVE (149)	31,633.24	641.96	31,633.24	-	31,633.24	32,275.20
Capital Improvement Projects		1004017 - HSIP 8 HIGH ST (152)	-	258.72	-	-	-	258.72
Capital Improvement Projects		1004419 - PAVEMNT REHAB 2019-2	(316,438.03)	334,650.57	(316,438.03)	-	(316,438.03)	18,212.54
Capital Improvement Projects		1004420 - PAVEMENT REHAB 2019-3	-	0.01	-	-	-	0.01
Capital Improvement Projects		1004519 - CURB RMP & SIDEWLK RPR FY18-20	59,113.78	223.21	-	59,113.78	59,113.78	59,336.99
Capital Improvement Projects		1004768 - ALLENDALE PARK TOT LOT	4,769.07	-	4,769.07	-	4,769.07	4,769.07

DEPARTMENT NAME	Fund - Fund Desc	Proj - Proj Desc	Available P12-24	Approved Enc CF	Recommend Project CF - Phase 1	Recommended Project CF - Phase 2	Total Recommended Project CF	Total Approved (Encumb CF + Project CF)
Capital Improvement Projects	5332 - Measure KK: Infras	1004787 - LOWER PARK BLVD PROJECT	42,596.99	0.01		42,596.99	42,596.99	42,597.00
Capital Improvement Projects		1004796 - CITYWIDE PAVEMENT REHAB PROJ 1	-	32,798.75	-	-	-	32,798.75
Capital Improvement Projects		1004848 - ARROYO VIEJO REC CTR	231,900.56	48,759.50	231,900.56	-	231,900.56	280,660.06
Capital Improvement Projects		1004849 - BROOKDALE REC CTR	57,240.50	142,759.50	57,240.50	-	57,240.50	200,000.00
Capital Improvement Projects		1004851 - DACA PHASE 2 RENO	(39,901.77)	3,845.72	(39,901.77)	-	(39,901.77)	(36,056.05)
Capital Improvement Projects		1004852 - E OAK SR CENTER RENO	254,606.93	23,111.07	254,606.93	-	254,606.93	277,718.00
Capital Improvement Projects		1004853 - ELMHURST LIBRARY RENO	10,125.55	2,434.66	10,125.55	-	10,125.55	12,560.21
Capital Improvement Projects		1004854 - FIRE STATION 29 - NEW STATION	147,242.60	771,408.52	147,242.60	-	147,242.60	918,651.12
Capital Improvement Projects		1004855 - HEAD START RENO - TASSAFARONGA	13,179.44	23,615.80	13,179.44	-	13,179.44	36,795.24
Capital Improvement Projects		1004856 - HOOVER LIBRARY FEASIBILITY	565.44	-	565.44	-	565.44	565.44
Capital Improvement Projects		1004858 - MAIN LIBRARY - FEASIBILITY	104,848.84	-	104,848.84	-	104,848.84	104,848.84
Capital Improvement Projects		1004859 - MAIN LIBRARY RENO PHASE 2	(333,586.80)	339,435.50	(333,586.80)	-	(333,586.80)	5,848.70
Capital Improvement Projects		1004861 - MUSEUM COLLECTION CTR	1,999,884.96	-	1,999,884.96	-	1,999,884.96	1,999,884.96
Capital Improvement Projects		1004862 - ANIMAL SVC - FLOOR REPLACEMENT	277,474.20	374,039.79	277,474.20	-	277,474.20	651,513.99
Capital Improvement Projects		1004863 - HEAD START CIP - SAN ANTONIO	18,344.26	18.00	18,344.26	-	18,344.26	18,362.26
Capital Improvement Projects		1004865 - W OAK SR CTR RENO	65,828.15	72,878.50	65,828.15	-	65,828.15	138,706.65
Capital Improvement Projects		1004866 - HOLLY MINI PARK	-	2,000.00	-	-	-	2,000.00
Capital Improvement Projects		1004912 - BROADWAY TRANSIT & PAVING	-	1,828.07	-	-	-	1,828.07
Capital Improvement Projects		1004924 - ANTIOCH CT STREETScape	31,600.78	-	-	31,600.78	31,600.78	31,600.78
Capital Improvement Projects		1004977 - DIMOND TENNIS COURTS	24,752.07	-	24,752.07	-	24,752.07	24,752.07
Capital Improvement Projects		1004978 - EOSC NEXT PHASE	241,193.02	14,677.60	241,193.02	-	241,193.02	255,870.62
Capital Improvement Projects		1004979 - PUBLIC TOILETS	-	-	-	-	-	0.00
Capital Improvement Projects		1004980 - MADISON PARK IRRIGATION	-	-	-	-	-	0.00
Capital Improvement Projects		1004983 - TOOL LENDING LIBRARY	216,421.65	9,233.87	216,421.65	-	216,421.65	225,655.52
Capital Improvement Projects		1004984 - DOWTOWN SENIOR CENTER	-	2,238.73	-	-	-	2,238.73
Capital Improvement Projects		1005009 - TELEGRAPH AVE. PAVING PROJECT	16,257.59	97,899.62	-	16,257.59	16,257.59	114,157.21
Capital Improvement Projects		1005017 - UTILITY COST SHARE PAVING PROJ	29,451.25	76,852.12	-	-	-	76,852.12
Capital Improvement Projects		1005018 - CITYWD PAVMNT REHAB, '19 PROJ.	-	11,076.45	-	-	-	11,076.45
Capital Improvement Projects		1005033 - EAST BAY GREENWAY-TRAIL	9,116.87	-	-	9,116.87	9,116.87	9,116.87
Capital Improvement Projects		1005309 - OAK LOCAL ST PVMNT REHAB	-	3,371.29	-	-	-	3,371.29
Capital Improvement Projects		1005310 - NRTH OKLND LCL ST REHAB	-	83,461.52	-	-	-	83,461.52
Capital Improvement Projects		1005312 - EASTLK LCL ST REHAB	-	30,128.70	-	-	-	30,128.70
Capital Improvement Projects		1005314 - LAKESIDE DR PVNG PROJ	-	53,684.79	-	-	-	53,684.79
Capital Improvement Projects		1005369 - 2021 OAKLAND HILLS ST. REHAB	343,557.15	1,598.38	-	178,024.48	178,024.48	179,622.86
Capital Improvement Projects		1005420 - P1001293 LS&R CTY ST RESRFACNG	430,306.88	146,994.00	-	430,306.88	430,306.88	577,300.88
Capital Improvement Projects		1005438 - BANCROFT-HIGH-73RD AV PAV PROJ	99,857.18	-	-	99,857.18	99,857.18	99,857.18
Capital Improvement Projects		1005442 - CW CR&SW 20-22 B	83,088.24	-	83,088.24	-	83,088.24	83,088.24
Capital Improvement Projects		1005461 - HSIP 9 RRFB	497,000.00	-	-	490,835.89	490,835.89	490,835.89
Capital Improvement Projects		1005512 - WEST OAKLND MJR ST. PAV. 2021	320.68	13,708.92	-	320.68	320.68	14,029.60
Capital Improvement Projects		1005780 - 19thStBART-BRDWY SIGNAL MOD	-	41,563.22	-	-	-	41,563.22
Capital Improvement Projects		1006217 - 8th St Traffic Calming	(160,944.49)	160,944.49	-	(160,944.49)	(160,944.49)	0.00
Capital Improvement Projects		1006337 - CW PVMNT REHAB 2022A	837,701.66	-	837,701.66	-	837,701.66	837,701.66
Capital Improvement Projects		1006339 - CW PVMNT REHAB 2022C	289,121.19	-	289,121.19	-	289,121.19	289,121.19
Capital Improvement Projects	5332 - Measure KK: Infrastructure Series 2020B-1 (Tax Exempt) Total		8,425,830.24	7,192,742.27	5,324,744.93	2,575,423.21	7,900,168.14	15,092,910.41

DEPARTMENT NAME	Fund - Fund Desc	Proj - Proj Desc	Available P12-24	Approved Enc CF	Recommend Project CF - Phase 1	Recommended Project CF - Phase 2	Total Recommended Project CF	Total Approved (Encumb CF + Project CF)
Capital Improvement Projects	5335 - Measure KK: Infr	1000638 - NEIGHBORHOOD TFC SAFETY PROG	2,870,392.45	360.50	2,870,392.45	-	2,870,392.45	2,870,752.95
Capital Improvement Projects		1000724 - FRUITVALE ALV GAP CLOSUR STSCP	4,311.70	205,132.34	4,311.70	-	4,311.70	209,444.04
Capital Improvement Projects		1003203 - HSIP 7 GRANT - TELEGRAPH AVE	31,519.51	-	31,519.51	-	31,519.51	31,519.51
Capital Improvement Projects		1003211 - 19TH ST BART TO LAKE MERRITT	1,414,671.70	-	1,414,671.70	-	1,414,671.70	1,414,671.70
Capital Improvement Projects		1003233 - ATP CYCLE 2 TELEGRAPH-GRANT	-	503,715.40	-	-	-	503,715.40
Capital Improvement Projects		1003348 - STSCAPES/COMPLETE ST CAPITAL	63,943.81	-	-	63,943.81	63,943.81	63,943.81
Capital Improvement Projects		1003349 - LS&R NEIGHBRHD TRAFFIC CALMING	-	30.00	-	-	-	30.00
Capital Improvement Projects		1003435 - FEASI STUDY ROW NEW FIRE ST 4	272,065.82	-	-	272,065.82	272,065.82	272,065.82
Capital Improvement Projects		1003440 - 3 BR RENO.WOAK, ASIAN, BROOKF.	1,887,500.00	-	-	1,887,500.00	1,887,500.00	1,887,500.00
Capital Improvement Projects		1003442 - HEAD START BROOKFIELD UPGR	88,000.00	-	-	88,000.00	88,000.00	88,000.00
Capital Improvement Projects		1003443 - HS FAC - ARROYO REMODEL	25,000.00	-	-	25,000.00	25,000.00	25,000.00
Capital Improvement Projects		1003445 - HS RENOV MANZANITA CTR	8,500.00	-	-	8,500.00	8,500.00	8,500.00
Capital Improvement Projects		1003448 - H ROBINSON CTR - AIR COND RPL	398,008.00	78,075.00	-	398,008.00	398,008.00	476,083.00
Capital Improvement Projects		1003451 - MAIN LIBRARY IMPROVEMENTS	691,107.55	602,767.66	691,107.55	-	691,107.55	1,293,875.21
Capital Improvement Projects		1003829 - GREAT ST-PAVING RESURFACING	2,372,479.78	380,414.57	-	2,372,479.78	2,372,479.78	2,752,894.35
Capital Improvement Projects		1003959 - 14TH ST STREETScape	93,519.61	4,995,257.93	-	93,519.61	93,519.61	5,088,777.54
Capital Improvement Projects		1004387 - CROSSING TO SAFETY 5012(156)	611,736.92	-	611,736.92	-	611,736.92	611,736.92
Capital Improvement Projects		1004419 - PAVEMNT REHAB 2019-2	45,105.40	-	45,105.40	-	45,105.40	45,105.40
Capital Improvement Projects		1004700 - HSIP CYCLE 9	186,384.58	35,725.76	-	186,384.58	186,384.58	222,110.34
Capital Improvement Projects		1004787 - LOWER PARK BLVD PROJECT	13,076.95	118,249.24	-	13,076.95	13,076.95	131,326.19
Capital Improvement Projects		1004836 - LAKESIDE FAMILY STREETS LS&R	2,591.59	-	2,591.59	-	2,591.59	2,591.59
Capital Improvement Projects		1004848 - ARROYO VIEJO REC CTR	2,500,000.00	-	2,500,000.00	-	2,500,000.00	2,500,000.00
Capital Improvement Projects		1004849 - BROOKDALE REC CTR	-	1,500,000.00	-	-	-	1,500,000.00
Capital Improvement Projects		1004851 - DACA PHASE 2 RENO	300.00	67,553.04	300.00	-	300.00	67,853.04
Capital Improvement Projects		1004852 - E OAK SR CENTER RENO	3,447,500.00	-	3,447,500.00	-	3,447,500.00	3,447,500.00
Capital Improvement Projects		1004854 - FIRE STATION 29 - NEW STATION	504,238.00	630.00	504,238.00	-	504,238.00	504,868.00
Capital Improvement Projects		1004856 - HOOVER LIBRARY FEASIBILITY	19,309.86	239,239.60	19,309.86	-	19,309.86	258,549.46
Capital Improvement Projects		1004857 - LINCOLN REC CTR RENO	788,200.99	579,843.00	788,200.99	-	788,200.99	1,368,043.99
Capital Improvement Projects		1004858 - MAIN LIBRARY - FEASIBILITY	100,000.00	258,710.60	100,000.00	-	100,000.00	358,710.60
Capital Improvement Projects		1004859 - MAIN LIBRARY RENO PHASE 2	1,400,960.55	929,109.63	1,400,960.55	-	1,400,960.55	2,330,070.18
Capital Improvement Projects		1004863 - HEAD START CIP - SAN ANTONIO	1,329,036.28	87,000.00	1,329,036.28	-	1,329,036.28	1,416,036.28
Capital Improvement Projects		1004864 - W OAK LIBRARY IMPROVEMENT	1,489,991.37	-	1,489,991.37	-	1,489,991.37	1,489,991.37
Capital Improvement Projects		1004865 - W OAK SR CTR RENO	1,122,816.00	1,832,679.00	1,122,816.00	-	1,122,816.00	2,955,495.00
Capital Improvement Projects		1004912 - BROADWAY TRANSIT & PAVING	3,377.81	-	3,377.81	-	3,377.81	3,377.81
Capital Improvement Projects		1004926 - EAST OAKL BEAUTIFICATION	500,000.00	-	-	500,000.00	500,000.00	500,000.00
Capital Improvement Projects		1004947 - OAKLAND LSR PAVING PROGRAM	(778.78)	150,875.32	(778.78)	-	(778.78)	150,096.54
Capital Improvement Projects		1004978 - EOSC NEXT PHASE	1,499,912.79	-	1,499,912.79	-	1,499,912.79	1,499,912.79
Capital Improvement Projects		1004984 - DOWNTOWN SENIOR CENTER	-	409,808.64	-	-	-	409,808.64
Capital Improvement Projects		1005017 - UTILITY COST SHARE PAVING PROJ	63,297.11	48,857.43	-	63,297.11	63,297.11	112,154.54
Capital Improvement Projects		1005018 - CITYWD PAVMNT REHAB. '19 PROJ.	-	-	-	-	-	0.00
Capital Improvement Projects		1005033 - EAST BAY GREENWAY-TRAIL	133,657.05	141,617.42	-	133,657.05	133,657.05	275,274.47
Capital Improvement Projects		1005120 - CURB RMP & SIDEWLK RPR 2020-22	1,356,730.85	-	-	1,356,730.85	1,356,730.85	1,356,730.85
Capital Improvement Projects		1005163 - TS-FOOTHILL BLVD	105,073.44	207,434.33	-	105,073.44	105,073.44	312,507.77
Capital Improvement Projects		1005309 - OAK LOCAL ST PVMNT REHAB	-	-	-	-	-	0.00
Capital Improvement Projects		1005310 - NRTH OKLND LCL ST REHAB	-	390.00	-	-	-	390.00
Capital Improvement Projects		1005312 - EASTLK LCL ST REHAB	821.53	92,386.35	-	821.53	821.53	93,207.88
Capital Improvement Projects		1005369 - 2021 OAKLAND HILLS ST. REHAB	35,627.64	460.00	-	35,627.64	35,627.64	36,087.64
Capital Improvement Projects		1005417 - P1000714 CITY SIDEWALK REPAIR	962,003.37	18,734.82	-	962,003.37	962,003.37	980,738.19
Capital Improvement Projects		1005419 - P1001172 ADA CURB RAMP 30 YRS	1,488,744.61	226,984.89	-	1,488,744.61	1,488,744.61	1,715,729.50
Capital Improvement Projects		1005420 - P1001293 LS&R CTY ST RESRFACNG	398,074.38	118,875.71	-	398,074.38	398,074.38	516,950.09
Capital Improvement Projects		1005438 - BANCROFT-HIGH-73RD AV PAV PROJ	-	28,677.03	-	-	-	28,677.03
Capital Improvement Projects		1005442 - CW CR&SW 20-22 B	158,885.22	-	158,885.22	-	158,885.22	158,885.22
Capital Improvement Projects		1005443 - CW CR&SW 20-22 C	7,389.30	102,180.61	7,389.30	-	7,389.30	109,569.91
Capital Improvement Projects		1005512 - WEST OAKLND MJR ST. PAV. 2021	337,690.74	4,791.40	-	337,690.74	337,690.74	342,482.14
Capital Improvement Projects		1005723 - DWNTWN ADMS PT PVMNT REH	314,852.21	2,444,646.50	-	314,852.21	314,852.21	2,759,498.71
Capital Improvement Projects		1005763 - OC SHVNG FOR SDWLK DISPLCMNT	126,475.78	23,933.26	-	126,475.78	126,475.78	150,409.04
Capital Improvement Projects		1005770 - EBMUD JOINT PVNG ALLNDL-FFX	4,920.65	128,526.22	-	4,920.65	4,920.65	133,446.87
Capital Improvement Projects		1005844 - 81ST AVE LIBRARY IMPRVMENTS	525,000.00	-	525,000.00	-	525,000.00	525,000.00
Capital Improvement Projects		1005845 - AAMLO PRESERV & ENERGY UPDT	282,990.46	-	282,990.46	-	282,990.46	282,990.46
Capital Improvement Projects		1005847 - EASTMONT POLICE STTN IMPRVMNT	585,500.00	-	585,500.00	-	585,500.00	585,500.00
Capital Improvement Projects		1005848 - FEASIBILITY - PAB & MULTI SVCE	994,221.30	-	994,221.30	-	994,221.30	994,221.30

DEPARTMENT NAME	Fund - Fund Desc	Proj - Proj Desc	Available P12-24	Approved Enc CF	Recommend Project CF - Phase 1	Recommended Project CF - Phase 2	Total Recommended Project CF	Total Approved (Encumb CF + Project CF)
Capital Improvement Projects	5335 - Measure KK: Infr	1005850 - FIRE STATION #20 - REPAVING	1,000,000.00	-	1,000,000.00	-	1,000,000.00	1,000,000.00
Capital Improvement Projects		1005851 - FIRE STATION #6 SHELL REPAIR	645,000.00	-	645,000.00	-	645,000.00	645,000.00
Capital Improvement Projects		1005852 - FIRE STATION #7 STCTRL ASSESS	595,542.73	-	595,542.73	-	595,542.73	595,542.73
Capital Improvement Projects		1005853 - FS #13, #15, #17 HVAC RPLCMNT	815,625.00	-	815,625.00	-	815,625.00	815,625.00
Capital Improvement Projects		1005856 - MELROSE LIBRARY UPGRADE	500,000.00	-	500,000.00	-	500,000.00	500,000.00
Capital Improvement Projects		1005857 - MONTCLAIR LIBRARY UPGRADE	75,000.00	-	75,000.00	-	75,000.00	75,000.00
Capital Improvement Projects		1005858 - NEW PIEDMONT LIBRARY	441,612.78	15,017.20	441,612.78	-	441,612.78	456,629.98
Capital Improvement Projects		1005859 - OPD IMPVMT TO COUNTY PAB	1,530,959.77	544,677.08	1,530,959.77	-	1,530,959.77	2,075,636.85
Capital Improvement Projects		1005860 - PAB REPLACE CHILLER & HVAC	2,800,000.00	-	2,800,000.00	-	2,800,000.00	2,800,000.00
Capital Improvement Projects		1005861 - PAB - ROOF REPLACEMENT	3,250,000.00	-	3,250,000.00	-	3,250,000.00	3,250,000.00
Capital Improvement Projects		1005863 - PAB - REPLACE SUPPLY FAN	850,000.00	-	850,000.00	-	850,000.00	850,000.00
Capital Improvement Projects		1005864 - PAB - ROOF COOLER	1,740,000.00	-	1,740,000.00	-	1,740,000.00	1,740,000.00
Capital Improvement Projects		1005865 - TASSAFARONGA REC CTR UPGRD	1,333,409.21	368,003.00	1,333,409.21	-	1,333,409.21	1,701,412.21
Capital Improvement Projects		1005866 - WILLIE KEYES REC CTR IMPRVMT	2,748,531.80	-	2,748,531.80	-	2,748,531.80	2,748,531.80
Capital Improvement Projects		1005867 - LIBRARY ENERGY ASSMNT & UPGRD	600,000.00	-	-	600,000.00	600,000.00	600,000.00
Capital Improvement Projects		1005869 - OPL LIBRARYWIDE SEWER LATERAL	39,000.00	-	-	39,000.00	39,000.00	39,000.00
Capital Improvement Projects		1005870 - PERALTA HAC PRK COOLIDGE HSE	50,000.00	-	-	50,000.00	50,000.00	50,000.00
Capital Improvement Projects		1005871 - VERDESE CARTER PARK	11,717.37	-	-	11,717.37	11,717.37	11,717.37
Capital Improvement Projects		1005872 - WEST OAK RESILIENCE HUB	749,104.95	-	-	749,104.95	749,104.95	749,104.95
Capital Improvement Projects		1006104 - CW PVMNT REHAB 2021B	459,322.32	205,594.06	459,322.32	-	459,322.32	664,916.38
Capital Improvement Projects		1006106 - CW CRB RMPS & SDWLK PVNG 2021	223,500.00	-	223,500.00	-	223,500.00	223,500.00
Capital Improvement Projects		1006119 - 73rd Ave Connect to Transit	-	2,269,250.08	-	-	-	2,269,250.08
Capital Improvement Projects		1006182 - ATP 7th St. Connect	1,775,936.30	2,190,303.32	1,775,936.30	-	1,775,936.30	3,966,239.62
Capital Improvement Projects		1006205 - Inter Term Coliseum BART	936,243.60	-	936,243.60	-	936,243.60	936,243.60
Capital Improvement Projects		1006217 - 8th St Traffic Calming	150,000.00	-	-	150,000.00	150,000.00	150,000.00
Capital Improvement Projects		1006255 - WOOD ST PVMNT REHAB	20,737.83	-	-	20,737.83	20,737.83	20,737.83
Capital Improvement Projects		1006266 - MLK 52ND ST PAVING	149,714.87	275,807.75	-	149,714.87	149,714.87	425,522.62
Capital Improvement Projects		1006302 - W Oak Cmty Action Plan Impl	194,955.48	-	-	194,955.48	194,955.48	194,955.48
Capital Improvement Projects		1006308 - CTYWD CURB RAMPS RPR 22-24	3,310,000.00	-	3,310,000.00	-	3,310,000.00	3,310,000.00
Capital Improvement Projects		1006309 - 3YP 2022 LCL ST. REHAB	-	36,473.32	-	-	-	36,473.32
Capital Improvement Projects		1006337 - CW PVMNT REHAB 2022A	476,373.50	2,237,216.14	476,373.50	-	476,373.50	2,713,589.64
Capital Improvement Projects		1006338 - CW PVMNT REHAB 2022B	27,433.41	4,864,274.83	27,433.41	-	27,433.41	4,891,708.24
Capital Improvement Projects		1006339 - CW PVMNT REHAB 2022C	169,452.14	-	169,452.14	-	169,452.14	169,452.14
Capital Improvement Projects		1006489 - TELGRPH AV CSP-52ND ST CTY LMT	71.36	654,914.58	71.36	-	71.36	654,985.94
Capital Improvement Projects		1006513 - CITY TRS & ETBLE SIDEWALK 2023	245,000.00	-	245,000.00	-	245,000.00	245,000.00
Capital Improvement Projects		1006516 - SMNRY AVE FOOTHILL BLVD	-	433,721.64	-	-	-	433,721.64
Capital Improvement Projects		1006569 - 5YP EBMUD COST SHARE PAVING JV	64,410.32	-	-	64,410.32	64,410.32	64,410.32
Capital Improvement Projects		1006578 - CLSM-ARPRT LOC.ST.PAV.22	-	304,995.14	-	-	-	304,995.14
Capital Improvement Projects		1006598 - 5YP LOCAL STREETS REHAB.	50,275.72	26,469.65	-	50,275.72	50,275.72	76,745.37
Capital Improvement Projects		1006633 - LCL ST DSGN CTYWD PVMNT RHLT	68,955.80	21.68	-	68,955.80	68,955.80	68,977.48
Capital Improvement Projects		1006973 - 2023-24 CLISM IND.ST PVMNT REH	1,188,413.39	340,587.32	1,188,413.39	-	1,188,413.39	1,529,000.71
Capital Improvement Projects		1006995 - PAVEMENT CORE SERVICES 2023	152,700.00	-	152,700.00	-	152,700.00	152,700.00
Capital Improvement Projects		1007239 - NRTH OKLND/ADMS PT LCL ST	-	300,000.00	-	-	-	300,000.00
Capital Improvement Projects		1007252 - GRND AVE CMLPT ST PVNG PROJ	3,890.63	246,109.37	3,890.63	-	3,890.63	250,000.00
Capital Improvement Projects		1007351 - LAMMPS PHASE 2 RICHARD RD-SEMI	267,762.56	-	267,762.56	-	267,762.56	267,762.56
Capital Improvement Projects		1007409 - 2024-25 JOINT PAVING-1	-	427,282.26	-	-	-	427,282.26
Capital Improvement Projects	5335 - Measure KK: Infrastructure Series 2022C-1 (Tax Exempt) Total		63,377,388.72	32,304,391.62	49,992,068.47	13,385,320.25	63,377,388.72	95,681,780.34

DEPARTMENT NAME	Fund - Fund Desc	Proj - Proj Desc	Available P12-24	Approved Enc CF	Recommend Project CF - Phase 1	Recommended Project CF - Phase 2	Total Recommended Project CF	Total Approved (Encumb CF + Project CF)
Capital Improvement Projects	5337 - Measure KK: Serie	1000638 - NEIGHBORHOOD TFC SAFETY PROG	1,750,000.00	-	1,750,000.00	-	1,750,000.00	1,750,000.00
Capital Improvement Projects		1000680 - TRAFFIC SIGNAL MANAGEMENT	625,000.00	-	625,000.00	-	625,000.00	625,000.00
Capital Improvement Projects		1000724 - FRUITVALE ALV GAP CLOSUR STSCP	13,733.72	221,381.80	13,733.72	-	13,733.72	235,115.52
Capital Improvement Projects		1000820 - BR RETROFIT-LEIMERT	699,747.17	492,939.15	699,747.17	-	699,747.17	1,192,686.32
Capital Improvement Projects		1003217 - BRIDGE REPAIR PROGRAM	500,000.00	-	500,000.00	-	500,000.00	500,000.00
Capital Improvement Projects		1003233 - ATP CYCLE 2 TELEGRAPH-GRANT	161,758.64	-	161,758.64	-	161,758.64	161,758.64
Capital Improvement Projects		1003348 - STSCAPES/COMPLETE ST CAPITAL	1,481,360.30	-	-	1,481,360.30	1,481,360.30	1,481,360.30
Capital Improvement Projects		1003435 - FEASI STUDY ROW NEW FIRE ST 4	9,649,375.00	-	-	9,649,375.00	9,649,375.00	9,649,375.00
Capital Improvement Projects		1003829 - GREAT ST-PAVING RESURFACING	764,277.36	1,246,387.75	-	764,277.36	764,277.36	2,010,665.11
Capital Improvement Projects		1004419 - PAVEMNT REHAB 2019-2	146,891.36	-	146,891.36	-	146,891.36	146,891.36
Capital Improvement Projects		1004836 - LAKESIDE FAMILY STREETS LS&R	1,119,724.53	-	1,119,724.53	-	1,119,724.53	1,119,724.53
Capital Improvement Projects		1005417 - P1000714 CITY SIDEWALK REPAIR	31,883.64	-	-	31,883.64	31,883.64	31,883.64
Capital Improvement Projects		1005419 - P1001172 ADA CURB RAMP 30 YRS	137,801.00	-	-	137,801.00	137,801.00	137,801.00
Capital Improvement Projects		1005420 - P1001293 LS&R CTY ST RESRFACNG	0.01	-	-	0.01	0.01	0.01
Capital Improvement Projects		1005438 - BANCROFT-HIGH-73RD AV PAV PROJ	182.57	12,000.00	-	182.57	182.57	12,182.57
Capital Improvement Projects		1005512 - WEST OAKLND MJR ST. PAV. 2021	(19,906.10)	53,029.33	-	(19,906.10)	(19,906.10)	33,123.23
Capital Improvement Projects		1005856 - MELROSE LIBRARY UPGRADE	109,000.00	-	109,000.00	-	109,000.00	109,000.00
Capital Improvement Projects		1006103 - CW PVMNT REHAB 2021A	(2,579,537.84)	6,555,189.57	(2,579,537.84)	-	(2,579,537.84)	3,975,651.73
Capital Improvement Projects		1006104 - CW PVMNT REHAB 2021B	1,755,805.96	-	1,755,805.96	-	1,755,805.96	1,755,805.96
Capital Improvement Projects		1006337 - CW PVMNT REHAB 2022A	1,862,199.00	359,124.08	1,862,199.00	-	1,862,199.00	2,221,323.08
Capital Improvement Projects		1006338 - CW PVMNT REHAB 2022B	-	-	-	-	-	0.00
Capital Improvement Projects		1006513 - CITY TRS & ETBLE SIDEWALK 2023	1,486,879.00	473,121.00	1,486,879.00	-	1,486,879.00	1,960,000.00
Capital Improvement Projects		1006598 - SYP LOCAL STREETS REHAB.	-	25,025.00	-	-	-	25,025.00
Capital Improvement Projects		1006985 - SYP CLVLND HGHTS LCL ST. RHB.	72,430.00	43,660.66	72,430.00	-	72,430.00	116,090.66
Capital Improvement Projects		1007059 - OPD CRIME LAB	3,596,000.00	-	3,596,000.00	-	3,596,000.00	3,596,000.00
Capital Improvement Projects		1007238 - SYP EASTLAKE LCL ST REHAB	13,289.98	244,224.52	13,289.98	-	13,289.98	257,514.50
Capital Improvement Projects		1007299 - LKSHR FR E-18 ST TO EMBRCDR	8,057.00	422,948.98	8,057.00	-	8,057.00	431,005.98
Capital Improvement Projects		1007351 - LAMMPS PHASE 2 RICHARD RD-SEMI	131,133.44	-	131,133.44	-	131,133.44	131,133.44
Capital Improvement Projects		1007450 - 66TH AVENUE BART TO BAY TRAIL	713,250.00	-	713,250.00	-	713,250.00	713,250.00
Capital Improvement Projects	5337 - Measure KK: Series 2023 GOB Total		24,230,335.74	10,149,031.84	12,185,361.96	12,044,973.78	24,230,335.74	34,379,367.58
Capital Improvement Projects	5340 - Measure U: Infrac	1003435 - FEASI STUDY ROW NEW FIRE ST 4	1,350,625.00	-	-	1,350,625.00	1,350,625.00	1,350,625.00
Capital Improvement Projects		1003440 - 3 BR RENO.WOAK, ASIAN, BROOKF.	590,000.00	-	-	590,000.00	590,000.00	590,000.00
Capital Improvement Projects		1003625 - MOSSWOOD REBUILD	2,236,312.12	9,843,031.40	2,236,312.12	-	2,236,312.12	12,079,343.52
Capital Improvement Projects		1004856 - HOOVER LIBRARY FEASIBILITY	300,000.00	-	300,000.00	-	300,000.00	300,000.00
Capital Improvement Projects		1004857 - LINCOLN REC CTR RENO	4,099,292.84	54,120.00	4,099,292.84	-	4,099,292.84	4,153,412.84
Capital Improvement Projects		1004863 - HEAD START CIP - SAN ANTONIO	1,497,886.76	-	1,497,886.76	-	1,497,886.76	1,497,886.76
Capital Improvement Projects		1005330 - SOBRANTE PARK RENOVATION	500,000.00	-	500,000.00	-	500,000.00	500,000.00
Capital Improvement Projects		1005784 - FOX THEATER CAPITAL	3,500,000.00	-	3,500,000.00	-	3,500,000.00	3,500,000.00
Capital Improvement Projects		1005855 - MAIN LIBRARY UPGRD - ROOF ENGY	250,000.00	-	250,000.00	-	250,000.00	250,000.00
Capital Improvement Projects		1005856 - MELROSE LIBRARY UPGRADE	750,000.00	-	750,000.00	-	750,000.00	750,000.00
Capital Improvement Projects		1005867 - LIBRARY ENERGY ASSMNT & UPGRD	250,000.00	-	-	250,000.00	250,000.00	250,000.00
Capital Improvement Projects		1005872 - WEST OAK RESILIENCE HUB	731,175.83	-	-	731,175.83	731,175.83	731,175.83
Capital Improvement Projects		1006261 - CULVERT REPAIRS RICHMOND BLVD	995,000.00	-	995,000.00	-	995,000.00	995,000.00
Capital Improvement Projects		1007053 - 710 73RD AVE PUMP STN	700,000.00	-	700,000.00	-	700,000.00	700,000.00
Capital Improvement Projects		1007054 - 55TH AVE STRM DRN REPAIR	218,884.96	-	218,884.96	-	218,884.96	218,884.96
Capital Improvement Projects		1007356 - Measure U (Broadband)_ITD	2,000,000.00	-	2,000,000.00	-	2,000,000.00	2,000,000.00
Capital Improvement Projects	5340 - Measure U: Infrastructure GOB Series 2023A-1 (Tax Exempt) Total		19,969,177.51	9,897,151.40	17,047,376.68	2,921,800.83	19,969,177.51	29,866,328.91
Capital Improvement Projects	5510 - Capital Reserves	1003439 - FIRE STATIONS CW RENOVATIONS	8,654.68	3,475.65	-	8,654.68	8,654.68	12,130.33
Capital Improvement Projects		1004851 - DACA PHASE 2 RENO	106,000.00	-	106,000.00	-	106,000.00	106,000.00
Capital Improvement Projects		1004856 - HOOVER LIBRARY FEASIBILITY	150,000.00	-	150,000.00	-	150,000.00	150,000.00
Capital Improvement Projects		1004866 - HOLLY MINI PARK	-	-	-	-	-	0.00
Capital Improvement Projects		1004983 - TOOL LENDING LIBRARY	239,848.91	-	239,848.91	-	239,848.91	239,848.91
Capital Improvement Projects		1005782 - MLK LIBRARY BIKE WORKSHOP	383,555.00	-	383,555.00	-	383,555.00	383,555.00
Capital Improvement Projects		1006502 - BROOKPARK RD STRM DRN RPR	56,414.34	306.74	-	56,414.34	56,414.34	56,721.08
Capital Improvement Projects		1006503 - CONGRESS AVE SW CULVERT RPR	-	-	-	-	-	0.00
Capital Improvement Projects	5510 - Capital Reserves Total		944,472.93	3,782.39	879,403.91	65,069.02	944,472.93	948,255.32

DEPARTMENT NAME	Fund - Fund Desc	Proj - Proj Desc	Available P12-24	Approved Enc CF	Recommend Project CF - Phase 1	Recommended Project CF - Phase 2	Total Recommended Project CF	Total Approved (Encumb CF + Project CF)
Capital Improvement Projects	5610 - Central District Pr	1000050 - BASEMENT PROGRAM 5610-C354410	79,069.00	39,156.32		79,069.00	79,069.00	118,225.32
Capital Improvement Projects		1000132 - I-880 BWY STSCPE 5610-C194978- B&P	0.55	-	0.55	-	0.55	0.55
Capital Improvement Projects		1000168 - DNTN BWAY PUB 5610-P130180	297,687.50	31,424.26		5,000.00	5,000.00	36,424.26
Capital Improvement Projects		1000169 - DNTWN CAPITAL 5610-C339410	37,407.57	1,114.35	37,407.57	-	37,407.57	38,521.92
Capital Improvement Projects		1001272 - DT STSCP MSTR PLN 5610-C194970	269,291.36	32,612.98	269,291.36	-	269,291.36	301,904.34
Capital Improvement Projects		1001431 - OLD OAK STSCPE 5610-C194975	228,341.65	-	228,341.65	-	228,341.65	228,341.65
Capital Improvement Projects		1003244 - OAK ICE CENTER 5610-P131210	99,757.21	-	-	99,757.21	99,757.21	99,757.21
Capital Improvement Projects		1006460 - FIBER OPTIC - OLD FIRE ALARM	922.74	7,921.75	-	-	-	7,921.75
Capital Improvement Projects	5610 - Central District Projects Total		1,012,477.58	112,229.66	535,041.13	183,826.21	718,867.34	831,097.00
Capital Improvement Projects	5611 - Central District: T	1001065 - DNTWN HISTC PRES 5611-P128750	663,912.26	26,520.12	-	-	-	26,520.12
Capital Improvement Projects		1001068 - MJR DEV PROJ 5611-C473220	32,896.12	30,130.00	32,896.12	-	32,896.12	63,026.12
Capital Improvement Projects		1001677 - BASEMENT PROGRAM 5611-C354420	1,501,857.46	44,420.59	-	1,501,857.46	1,501,857.46	1,546,278.05
Capital Improvement Projects		1004359 - CENTRAL DISTRICT PROJECTS	1.00	-	-	1.00	1.00	1.00
Capital Improvement Projects	5611 - Central District: TA Bonds Series 2003 Total		2,198,666.84	101,070.71	32,896.12	1,501,858.46	1,534,754.58	1,635,825.29
Capital Improvement Projects	5612 - Central District: T	1000225 - RETAIL-ENT CATLST 5612-P128640	826,558.39	72,791.50	-	826,558.39	826,558.39	899,349.89
Capital Improvement Projects		1001528 - OACC IMPROVEMENT	41,712.19	1,627.87	-	41,712.19	41,712.19	43,340.06
Capital Improvement Projects		1001539 - CD PUB FAC 5612-C473310	500,000.00	2,028.83	-	500,000.00	500,000.00	502,028.83
Capital Improvement Projects		1001654 - PAB FEASBLTY STDY 5612-C473320	-	-	-	-	-	0.00
Capital Improvement Projects		1004359 - CENTRAL DISTRICT PROJECTS	604,704.65	-	-	604,704.65	604,704.65	604,704.65
Capital Improvement Projects	5612 - Central District: TA Bonds Series 2005 Total		1,972,975.23	76,448.20		1,972,975.23	1,972,975.23	2,049,423.43
Capital Improvement Projects	5613 - Central District: T	1000184 - MJR DEV PROJ 5613-C473240	-	9,220.00	-	-	-	9,220.00
Capital Improvement Projects		1003269 - TFCA 28 ELCTRC VEH CHRNGNG STNS	(5,890.38)	-	-	-	-	0.00
Capital Improvement Projects		1005179 - REDEVELOPMENT OPERATING PROJ	2,555,372.19	-	-	2,555,372.19	2,555,372.19	2,555,372.19
Capital Improvement Projects	5613 - Central District: TA Bonds Series 2009T Total		2,549,481.81	9,220.00		2,555,372.19	2,555,372.19	2,564,592.19
Capital Improvement Projects	5614 - Central District: T	1005143 - OAK ICE CTR CIP 5610-P131210	2,556,217.06	-	2,556,217.06	-	2,556,217.06	2,556,217.06
Capital Improvement Projects		1005784 - FOX THEATER CAPITAL	1,716,887.84	656,405.83	1,716,887.84	-	1,716,887.84	2,373,293.67
Capital Improvement Projects	5614 - Central District: TA Bonds Series 2006T Total		4,273,104.90	656,405.83	4,273,104.90		4,273,104.90	4,929,510.73
Capital Improvement Projects	5630 - Broadway/MacArt	1000137 - BMSP FAC IMPRV 5637-P187550	45,623.75	10,000.00	-	45,623.75	45,623.75	55,623.75
Capital Improvement Projects		1000139 - BMSP TEN IMPRV 5638-P187540	4,415.13	10,000.00	-	4,415.13	4,415.13	14,415.13
Capital Improvement Projects	5630 - Broadway/MacArthur/San Pablo Projects Total		50,038.88	20,000.00		50,038.88	50,038.88	70,038.88
Capital Improvement Projects	5637 - BMSP: TA Bond Se	1000137 - BMSP FAC IMPRV 5637-P187550	1,871.53	-	-	-	-	0.00
Capital Improvement Projects	5637 - BMSP: TA Bond Series 2006C-TE Total		1,871.53					0.00
Capital Improvement Projects	5638 - BMSP: TA Bond Se	1000137 - BMSP FAC IMPRV 5637-P187550	75,000.00	-	-	75,000.00	75,000.00	75,000.00
Capital Improvement Projects		1000139 - BMSP TEN IMPRV 5638-P187540	13,570.37	-	-	13,570.37	13,570.37	13,570.37
Capital Improvement Projects	5638 - BMSP: TA Bond Series 2006C-T Total		88,570.37			88,570.37	88,570.37	88,570.37
Capital Improvement Projects	5640 - Central City East P	1001627 - DERBY AVE LOT ENA 5640-P499510	0.01	-	-	0.01	0.01	0.01
Capital Improvement Projects		1003727 - 73RD N FTHLL DEV PROJ EXP 5999	25,000.00	-	-	25,000.00	25,000.00	25,000.00
Capital Improvement Projects	5640 - Central City East Projects Total		25,000.01			25,000.01	25,000.01	25,000.01
Capital Improvement Projects	5643 - Central City East T	1000149 - CCE FAC IMPROV 5643-P458110	377,815.00	5,185.00	-	377,815.00	377,815.00	383,000.00
Capital Improvement Projects		1000150 - CCE FTHLL STSCPE 5643-C429610	3,500.00	-	3,500.00	-	3,500.00	3,500.00
Capital Improvement Projects		1000151 - CCE LAND ACQ 5643-C412710	-	7,625.00	-	-	-	7,625.00
Capital Improvement Projects		1000154 - CCE REPYMT AGRMT 5643-P233289	119,052.26	-	119,052.26	-	119,052.26	119,052.26
Capital Improvement Projects		1000155 - CCE STSCAP 5643-C473510	167,606.90	-	167,606.90	-	167,606.90	167,606.90
Capital Improvement Projects		1000173 - FTHL BL-2 7780 CY 5643-C435410	7,337.38	-	7,337.38	-	7,337.38	7,337.38
Capital Improvement Projects		1000900 - CCE PUB PRIVT 5640-P356910	374,093.18	5,000.00	374,093.18	-	374,093.18	379,093.18
Capital Improvement Projects		1001050 - 14TH AVE STSCPE 5643-P402310	15,340.97	0.01	15,340.97	-	15,340.97	15,340.98
Capital Improvement Projects		1001461 - CCE TENANT IMPRMT 5643-P458010	69,329.03	-	-	69,329.03	69,329.03	69,329.03
Capital Improvement Projects		1001541 - CCE TOGH ON BLT 5643-P432610	187,003.67	-	-	183,203.67	183,203.67	183,203.67
Capital Improvement Projects	5643 - Central City East TA Bonds Series 2006A-T (Taxable) Total		1,321,078.39	17,810.01	686,930.69	630,347.70	1,317,278.39	1,335,088.40
Capital Improvement Projects	5650 - Coliseum Projects	1000163 - COL TRAN VILL INF 5650-C366950	1,920,937.73	290,133.10	1,920,937.73	-	1,920,937.73	2,211,070.83
Capital Improvement Projects		1001633 - COLISM MONT WRD 1610-C82620	447,919.82	-	-	447,919.82	447,919.82	447,919.82
Capital Improvement Projects	5650 - Coliseum Projects Total		2,368,857.55	290,133.10	1,920,937.73	447,919.82	2,368,857.55	2,658,990.65
Capital Improvement Projects	5653 - Coliseum: TA Bond	1000161 - COL TRAN VILL INF 5656-C366920	18,712.19	-	18,712.19	-	18,712.19	18,712.19
Capital Improvement Projects	5653 - Coliseum: TA Bonds Series 2003 Total		18,712.19		18,712.19		18,712.19	18,712.19

DEPARTMENT NAME	Fund - Fund Desc	Proj - Proj Desc	Available P12-24	Approved Enc CF	Recommend Project CF - Phase 1	Recommended Project CF - Phase 2	Total Recommended Project CF	Total Approved (Encumb CF + Project CF)
Capital Improvement Projects	5656 - Coliseum: TA Bond	1000161 - COL TRAN VILL INF 5656-C366920	150,262.33	-	150,262.33	-	150,262.33	150,262.33
Capital Improvement Projects		1000162 - COL TRAN VILL INF 5656-C366931	310,360.99	12.50	310,360.99	-	310,360.99	310,373.49
Capital Improvement Projects		1000164 - COL TV PHI LN 5656-C496110	25.00	-	25.00	-	25.00	25.00
Capital Improvement Projects		1000165 - COLISM SPEC PN 5656-P452510	1,225,087.86	194,115.90	-	-	-	194,115.90
Capital Improvement Projects		1000176 - GENRL COLSM INF 5656-C375210	301,674.79	700,062.50	301,674.79	-	301,674.79	1,001,737.29
Capital Improvement Projects		1000178 - INTRNT CAM-NPI 5656-C373810	22,764.50	1,385.00	22,764.50	-	22,764.50	24,149.50
Capital Improvement Projects		1000236 - TYRNCRNY PRK CTY 5656-P433310	-	-	-	-	-	0.00
Capital Improvement Projects		1001530 - GRAFT ABTMT N MRL 5656-T374210	170,395.21	920.00	-	170,395.21	170,395.21	171,315.21
Capital Improvement Projects		1001607 - COLISEUM TIP 5656-T324410	503,902.63	-	-	503,902.63	503,902.63	503,902.63
Capital Improvement Projects		1001622 - COLISEUM FIP 5656-T324510	400,881.25	20,000.00	-	400,881.25	400,881.25	420,881.25
Capital Improvement Projects		1003310 - 66th Avenue - Demolition	114,237.41	-	114,237.41	-	114,237.41	114,237.41
Capital Improvement Projects	5656 - Coliseum: TA Bonds Series 2006B-T (Taxable) Total		3,199,591.97	916,495.90	899,325.02	1,075,179.09	1,974,504.11	2,891,000.01
Capital Improvement Projects	5672 - Joint Army Base In	1000226 - RSK MGT PLN STS 5674-P453010	8,473.78	15,532.83	8,473.78	-	8,473.78	24,006.61
Capital Improvement Projects		1001078 - TCIF OHIT 5672-C470020	(458,730.60)	-	(458,730.60)	-	(458,730.60)	(458,730.60)
Capital Improvement Projects	5672 - Joint Army Base Infrastructure Total		(450,256.82)	15,532.83	(450,256.82)	-	(450,256.82)	(434,723.99)
Capital Improvement Projects	5999 - Miscellaneous Cap	1003727 - 73RD N FTHLL DEV PROJ EXP 5999	27,300.00	1,363.75	-	27,300.00	27,300.00	28,663.75
Capital Improvement Projects		1003731 - OAK KNOLL DEV PROJ EXP 5999	3,038.30	191.70	-	3,038.30	3,038.30	3,230.00
Capital Improvement Projects		1004352 - OAK A'S HOWARD SITE PEP 5999	107,780.83	10,229.29	-	82,780.83	82,780.83	93,010.12
Capital Improvement Projects	5999 - Miscellaneous Capital Projects Total		138,119.13	11,784.74	-	113,119.13	113,119.13	124,903.87
Capital Improvement Projects	7540 - Oakland Public Lib	1003440 - 3 BR RENO.WOAK, ASIAN, BROOKF.	(17.17)	-	(17.17)	-	(17.17)	(17.17)
Capital Improvement Projects		1005782 - MLK LIBRARY BIKE WORKSHOP	12,634.10	27,594.78	12,634.10	-	12,634.10	40,228.88
Capital Improvement Projects	7540 - Oakland Public Library Trust Total		12,616.93	27,594.78	12,616.93	-	12,616.93	40,211.71
Capital Improvement Projects Total			310,186,050.08	134,285,405.58	204,579,971.56	98,424,608.22	303,004,579.78	437,289,985.36
City Administrator	1010 - General Fund: Ger	1000001 - DP010 Administrative Project	-	-	-	-	-	0.00
City Administrator		1000002 - DP020 Administrative Project	-	185,223.53	-	-	-	185,223.53
City Administrator		1000101 - PUBLIC INFORMATION-MEDIA PROJ	27,512.49	6.61	-	-	-	6.61
City Administrator		1000105 - CANNABIS COOPERATIVE	510.69	14,587.14	-	-	-	14,587.14
City Administrator		1000106 - CPRB-INVESTIGATIONS	-	2,137.50	-	-	-	2,137.50
City Administrator		1000119 - ANIMAL POPULATION CONTROL	-	1.79	-	-	-	1.79
City Administrator		1000120 - ANIMAL SHELTER DONATIONS	-	1,549.19	-	-	-	1,549.19
City Administrator		1000121 - IMPOUND SPAY AND NEUTER	-	0.84	-	-	-	0.84
City Administrator		1000123 - MEASURE FF EDUCATION	-	-	-	-	-	0.00
City Administrator		1000467 - STATE LOBBYIST	8,000.00	-	-	8,000.00	8,000.00	8,000.00
City Administrator		1000507 - NATIONAL NIGHT OUT	14,162.32	68.05	-	-	-	68.05
City Administrator		1000793 - NSC COMMUNITY OUTREACH	37,270.00	2,603.99	-	-	-	2,603.99
City Administrator		1001121 - REDISTRICTING	82,075.00	-	-	82,075.00	82,075.00	82,075.00
City Administrator		1001207 - DISPARITY STUDY	-	0.65	-	-	-	0.65
City Administrator		1001292 - NCPC COMM ENGAGEMENT	24,090.95	18,792.47	-	-	-	18,792.47
City Administrator		1003469 - DP350 Administrative Project	-	-	-	-	-	0.00
City Administrator		1004274 - CANNABIS ACTIVITY APPLICATIONS	-	-	-	-	-	0.00
City Administrator		1006553 - LOVE LIFE CAMPAIGN	15,967.22	-	-	-	-	0.00
City Administrator		1007338 - Improving 911 Emergency Serv	203,919.00	-	-	-	-	0.00
City Administrator		1007383 - SSBT HUNGER PROGRAM	1,200,000.00	-	-	1,000,000.00	1,000,000.00	1,000,000.00
City Administrator	1010 - General Fund: General Purpose Total		1,613,507.67	224,971.76	-	1,090,075.00	1,090,075.00	1,315,046.76
City Administrator	1030 - Measure HH (SSBE)	1003817 - MSR HH-HEALTHY KIDS PRGM	332,014.09	-	-	337,910.90	337,910.90	337,910.90
City Administrator		1004775 - SSBT-COMM & EVAL STRATEGIES	221,622.41	249,983.00	-	286,302.56	286,302.56	536,285.56
City Administrator		1007373 - SUMMER FOOD SERVICE PROGRAMS	625,661.86	239,687.51	-	339,650.00	339,650.00	579,337.51
City Administrator		1007374 - SSBT Community Grants	1,470,743.98	602,350.00	-	95,000.01	95,000.01	697,350.01
City Administrator		1007375 - SSBT ANNUAL COM HEALTH FAIR	3,351.25	17,748.16	-	-	-	17,748.16
City Administrator		1007382 - SSBT ADVIS COMMISSION REC	1,500,000.00	-	-	-	-	0.00
City Administrator	1030 - Measure HH (SSBDT) Total		4,153,393.59	1,109,768.67	-	1,058,863.47	1,058,863.47	2,168,632.14
City Administrator	1710 - Recycling Program	1000002 - DP020 Administrative Project	-	-	-	-	-	0.00
City Administrator	1710 - Recycling Program Total		-	-	-	-	-	0.00
City Administrator	1720 - Comprehensive Cl	1000002 - DP020 Administrative Project	-	477.72	-	-	-	477.72
City Administrator	1720 - Comprehensive Clean-up Total		-	477.72	-	-	-	477.72
City Administrator	1870 - Affordable Housing	1000002 - DP020 Administrative Project	-	-	-	-	-	0.00
City Administrator	1870 - Affordable Housing Trust Fund Total		-	-	-	-	-	0.00
City Administrator	2063 - FEMA Declaration	1007093 - FEMA 4482 PW 1914 - COVID	(203,979.48)	-	-	-	-	0.00
City Administrator		1007094 - FEMA 4482 PW 2042 - COVID	(521,811.24)	-	-	-	-	0.00
City Administrator	2063 - FEMA Declarations Total		(725,790.72)	-	-	-	-	0.00

DEPARTMENT NAME	Fund - Fund Desc	Proj - Proj Desc	Available P12-24	Approved Enc CF	Recommend Project CF - Phase 1	Recommended Project CF - Phase 2	Total Recommended Project CF	Total Approved (Encumb CF + Project CF)
City Administrator	2102 - Department of Agr	1006932 - HSD-SUMMER FOOD	169,670.00	132,200.00	169,670.00	-	169,670.00	301,870.00
City Administrator	2102 - Department of Agriculture Total		169,670.00	132,200.00	169,670.00	-	169,670.00	301,870.00
City Administrator	2116 - Department of Tra	1001440 - SEC 130 RR XING-29TH AVE	(354.54)	-	(354.54)	-	(354.54)	(354.54)
City Administrator		1004700 - HSP CYCLE 9	(465.16)	-	(465.16)	-	(465.16)	(465.16)
City Administrator	2116 - Department of Transportation Total		(819.70)	-	(819.70)	-	(819.70)	(819.70)
City Administrator	2139 - California Departm	1005739 - TCC GRANT	384,550.82	1,714.42	384,550.82	-	384,550.82	386,265.24
City Administrator		1005812 - TCC GRANT - DATA	564,000.00	-	564,000.00	-	564,000.00	564,000.00
City Administrator		1005813 - TCC GRANT - USF DATA	707,147.54	-	707,147.54	-	707,147.54	707,147.54
City Administrator		1005814 - TCC - HIGHER GROUND	220,112.20	-	220,112.20	-	220,112.20	220,112.20
City Administrator		1005815 - TCC COMMUNITY GREENING - OPRF	682,235.06	-	682,235.06	-	682,235.06	682,235.06
City Administrator		1005817 - TCC - SAN LEANDRO CREEK	1,456,660.00	-	1,456,660.00	-	1,456,660.00	1,456,660.00
City Administrator		1005818 - TCC- AQUAPONICS FARM	50.99	-	50.99	-	50.99	50.99
City Administrator		1005819 - TCC - COMMUNITY ENGAGEMENT	739,010.28	-	739,010.28	-	739,010.28	739,010.28
City Administrator		1005820 - TCC - DISPLACEMENT AVOIDANCE	577,848.22	-	577,848.22	-	577,848.22	577,848.22
City Administrator	2139 - California Department of Conservation Total		5,331,615.11	1,714.42	5,331,615.11	-	5,331,615.11	5,333,329.53
City Administrator	2140 - California Departm	1003959 - 14TH ST STREETSCAPE	(335.98)	-	(335.98)	-	(335.98)	(335.98)
City Administrator		1004387 - CROSSING TO SAFETY 5012(156)	-	-	-	-	-	0.00
City Administrator		1006186 - HSP @ 7 Intersections	(531.78)	-	(531.78)	-	(531.78)	(531.78)
City Administrator	2140 - California Department of Transportation Total		(867.76)	-	(867.76)	-	(867.76)	(867.76)
City Administrator	2158 - 5th Year State COP	1003972 - STATE COPS XX	30,015.93	-	30,015.93	-	30,015.93	30,015.93
City Administrator	2158 - 5th Year State COPS Grant, AB 1913, Statutes of 2000 Total		30,015.93	-	30,015.93	-	30,015.93	30,015.93
City Administrator	2159 - State of California	1005033 - EAST BAY GREENWAY-TRAIL	793.87	-	793.87	-	793.87	793.87
City Administrator		1005311 - BCC State Grant	39,217.86	-	39,217.86	-	39,217.86	39,217.86
City Administrator		1005451 - GREAT PLATES	6,622.91	-	6,622.91	-	6,622.91	6,622.91
City Administrator		1005453 - GO-BIZ GRANT	-	21,941.00	-	-	-	21,941.00
City Administrator	2159 - State of California Other Total		46,634.64	21,941.00	46,634.64	-	46,634.64	68,575.64
City Administrator	2162 - Metro Transportat	1001017 - LS&R STAIR-PATH REPAIRS	(1,525.14)	-	(1,525.14)	-	(1,525.14)	(1,525.14)
City Administrator	2162 - Metro Transportation Com: TDA Total		(1,525.14)	-	(1,525.14)	-	(1,525.14)	(1,525.14)
City Administrator	2166 - Bay Area Air Qualit	1001592 - BAAQMD ECAP OUTREACH	1,996.67	-	1,996.67	-	1,996.67	1,996.67
City Administrator	2166 - Bay Area Air Quality Management District Total		1,996.67	-	1,996.67	-	1,996.67	1,996.67
City Administrator	2172 - Alameda County: \	1000781 - ABANDONED VEHICLE ABATEMENT	(27,612.61)	-	(27,612.61)	-	(27,612.61)	(27,612.61)
City Administrator	2172 - Alameda County: Vehicle Abatement Authority Total		(27,612.61)	-	(27,612.61)	-	(27,612.61)	(27,612.61)
City Administrator	2211 - Measure B: Local S	1003469 - DP350 Administrative Project	-	-	-	-	-	0.00
City Administrator	2211 - Measure B: Local Streets & Roads Total		-	-	-	-	-	0.00
City Administrator	2218 - Measure BB - Loca	1003469 - DP350 Administrative Project	-	-	-	-	-	0.00
City Administrator	2218 - Measure BB - Local Streets and Roads Total		-	-	-	-	-	0.00
City Administrator	2219 - Measure BB - Bike	1003469 - DP350 Administrative Project	-	-	-	-	-	0.00
City Administrator	2219 - Measure BB - Bike and Pedestrian Total		-	-	-	-	-	0.00
City Administrator	2230 - State Gas Tax	1000002 - DP020 Administrative Project	-	23,236.26	-	-	-	23,236.26
City Administrator		1000021 - DP900 Administrative Project	-	251.58	-	-	-	251.58
City Administrator	2230 - State Gas Tax Total		-	23,487.84	-	-	-	23,487.84
City Administrator	2241 - Measure Q-Library	1000114 - LIBRY SVCS RETN ACT ASMT ENGR	(3,497.20)	0.85	-	-	-	0.85
City Administrator	2241 - Measure Q-Library Services Retention & Enhancement Total		(3,497.20)	0.85	-	-	-	0.85
City Administrator	2244 - Measure Q - Parks	1000002 - DP020 Administrative Project	-	28.63	-	-	-	28.63
City Administrator		1005343 - MEASURE Q - ENHANCED SERVICES	780,128.75	-	-	-	-	0.00
City Administrator		1005349 - MEASQ HOMELESS	1,784,181.00	750,000.00	-	-	-	750,000.00
City Administrator		1005792 - Encampment Outreach - Meas Q	143,261.00	-	-	-	-	0.00
City Administrator	2244 - Measure Q - Parks & Recreation Preservation, Litter Reduction, and Homelessness Sup		2,707,570.75	750,028.63	-	-	-	750,028.63
City Administrator	2250 - Measure N: Fund	1000113 - MSR N PARAMDC ASMT ENGR SVC	5,604.00	-	-	-	-	0.00
City Administrator	2250 - Measure N: Fund Total		5,604.00	-	-	-	-	0.00
City Administrator	2251 - Measure Y: Public	1000002 - DP020 Administrative Project	-	1,322.06	-	-	-	1,322.06
City Administrator	2251 - Measure Y: Public Safety Act 2004 Total		-	1,322.06	-	-	-	1,322.06
City Administrator	2252 - Measure Z - Violen	1001362 - MEASURE Z EVALUATION	616,395.09	532,177.62	616,395.09	-	616,395.09	1,148,572.71
City Administrator	2252 - Measure Z - Violence Prevention and Public Safety Act of 2014 Total		616,395.09	532,177.62	616,395.09	-	616,395.09	1,148,572.71
City Administrator	2261 - Measure AA - Over	1000002 - DP020 Administrative Project	547,195.00	-	547,195.00	-	547,195.00	547,195.00
City Administrator	2261 - Measure AA - Oversight Total		547,195.00	-	547,195.00	-	547,195.00	547,195.00
City Administrator	2270 - Vacant Property T	1000002 - DP020 Administrative Project	-	-	-	-	-	0.00
City Administrator	2270 - Vacant Property Tax Act Fund Total		-	-	-	-	-	0.00
City Administrator	2412 - Measure M - Alam	1000002 - DP020 Administrative Project	-	-	-	-	-	0.00
City Administrator	2412 - Measure M - Alameda County: Emergency Dispatch Service Supplemental Assessment		-	-	-	-	-	0.00

DEPARTMENT NAME	Fund - Fund Desc	Proj - Proj Desc	Available P12-24	Approved Enc CF	Recommend Project CF - Phase 1	Recommended Project CF - Phase 2	Total Recommended Project CF	Total Approved (Encumb CF + Project CF)
City Administrator	2413 - Rent Adjustment F	1001110 - RENT ARBITRATION P190020	519.69	-	-	-	-	0.00
City Administrator	2413 - Rent Adjustment Program Fund Total		519.69	-	-	-	-	0.00
City Administrator	2415 - Development Serv	1000002 - DP020 Administrative Project	-	12,601.65	-	-	-	12,601.65
City Administrator		1000021 - DP900 Administrative Project	-	466.07	-	-	-	466.07
City Administrator		1001382 - PERTS TECHNOLOGY ENHANCEMENT	-	-	-	-	-	0.00
City Administrator		1003971 - TECH ENHANCEMENT AND REC MGMT	9,396.62	-	-	-	-	0.00
City Administrator		1006113 - WEBSITE DEVELOPMENT	50,000.00	-	-	-	-	0.00
City Administrator	2415 - Development Service Fund Total		59,396.62	13,067.72	-	-	-	13,067.72
City Administrator	2417 - Excess Litter Fee F	1000002 - DP020 Administrative Project	-	314,056.35	-	-	-	314,056.35
City Administrator		1000103 - EXCESS LITTER FEE PROGRAM	10,000.00	0.03	-	-	-	0.03
City Administrator	2417 - Excess Litter Fee Fund Total		10,000.00	314,056.38	-	-	-	314,056.38
City Administrator	2430 - Lead Settlement 2	1006538 - Equity Based Lead Program	383,294.00	-	-	-	-	0.00
City Administrator	2430 - Lead Settlement 2022 Total		383,294.00	-	-	-	-	0.00
City Administrator	2999 - Miscellaneous Gra	1000472 - CIVIC DESIGN LAB-1TYM FND15-17	5,382.15	0.01	5,382.15	-	5,382.15	5,382.16
City Administrator		1000976 - BUS RAPID TRANSIT	(22,099.83)	-	(22,099.83)	-	(22,099.83)	(22,099.83)
City Administrator		1001459 - CSRO- ROCKEFELLER GRANT	111,571.07	34,802.16	111,571.07	-	111,571.07	146,373.23
City Administrator		1001577 - INNOVATOR PILOTS	4,367.98	-	4,367.98	-	4,367.98	4,367.98
City Administrator		1004272 - FRIENDS OF OAK ANIML SVC DNTN	-	-	-	-	-	0.00
City Administrator	2999 - Miscellaneous Grants Total		99,221.37	34,802.17	99,221.37	-	99,221.37	134,023.54
City Administrator	3100 - Sewer Service Fun	1000002 - DP020 Administrative Project	-	-	-	-	-	0.00
City Administrator		1006110 - OAK311 COMMS	14,563.89	-	-	-	-	0.00
City Administrator	3100 - Sewer Service Fund Total		14,563.89	-	-	-	-	0.00
City Administrator	4400 - City Facilities	1000002 - DP020 Administrative Project	-	-	-	-	-	0.00
City Administrator		1000010 - DP300 Administrative Project	-	-	-	-	-	0.00
City Administrator		1003469 - DP350 Administrative Project	-	-	-	-	-	0.00
City Administrator	4400 - City Facilities Total		-	-	-	-	-	0.00
City Administrator	4600 - Information Techn	1000002 - DP020 Administrative Project	-	-	-	-	-	0.00
City Administrator		1006113 - WEBSITE DEVELOPMENT	(5,218.77)	16,000.01	-	-	-	16,000.01
City Administrator	4600 - Information Technology Total		(5,218.77)	16,000.01	-	-	-	16,000.01
City Administrator	5130 - Rockridge: Library	1001430 - ROCKRIDGE CFD ASMT ENGR	-	54.66	-	-	-	54.66
City Administrator	5130 - Rockridge: Library Assessment District Total		-	54.66	-	-	-	54.66
City Administrator	5332 - Measure KK: Infr	1003203 - HSIP 7 GRANT - TELEGRAPH AVE	(26,714.68)	-	(26,714.68)	-	(26,714.68)	(26,714.68)
City Administrator		1004787 - LOWER PARK BLVD PROJECT	(408.85)	-	-	-	-	0.00
City Administrator	5332 - Measure KK: Infrastructure Series 2020B-1 (Tax Exempt) Total		(27,123.53)	-	(26,714.68)	-	(26,714.68)	(26,714.68)
City Administrator	5335 - Measure KK: Infr	1000638 - NEIGHBORHOOD TFC SAFETY PROG	(1,006.57)	-	(1,006.57)	-	(1,006.57)	(1,006.57)
City Administrator		1005009 - TELEGRAPH AVE. PAVING PROJECT	(9,543.93)	-	-	-	-	0.00
City Administrator	5335 - Measure KK: Infrastructure Series 2022C-1 (Tax Exempt) Total		(10,550.50)	-	(1,006.57)	-	(1,006.57)	(1,006.57)
City Administrator	5999 - Miscellaneous Cap	1004352 - OAK A'S HOWARD SITE PEP 5999	627,448.99	3.51	-	-	-	3.51
City Administrator	5999 - Miscellaneous Capital Projects Total		627,448.99	3.51	-	-	-	3.51
City Administrator	7760 - Grant Clearing	1001288 - PWA OVERHEAD CLEARING	-	10,075.19	-	-	-	10,075.19
City Administrator		1001411 - PROJECT MGT CLEARING	-	-	-	-	-	0.00
City Administrator		1003336 - DOT OVERHEAD CLEARING	-	-	-	-	-	0.00
City Administrator		1003340 - DOT PROJ CLEARING	-	-	-	-	-	0.00
City Administrator	7760 - Grant Clearing Total		-	10,075.19	-	-	-	10,075.19
City Administrator Total			15,615,037.08	3,186,150.21	6,784,197.35	2,148,938.47	8,933,135.82	12,119,286.03

DEPARTMENT NAME	Fund - Fund Desc	Proj - Proj Desc	Available P12-24	Approved Enc CF	Recommend Project CF - Phase 1	Recommended Project CF - Phase 2	Total Recommended Project CF	Total Approved (Encumb CF + Project CF)
City Attorney	1010 - General Fund: Ger	1000004 - DP040 Administrative Project	1,278,009.00	242,261.39	1,278,009.00	-	1,278,009.00	1,520,270.39
City Attorney		1000790 - DEEMED APPROVED	-	-	-	-	-	0.00
City Attorney		1004990 - CE04235-KILPATRICK	209,071.42	-	209,071.42	-	209,071.42	209,071.42
City Attorney		1004991 - CE04300-C&Y VENTURE	26,562.45	-	26,562.45	-	26,562.45	26,562.45
City Attorney		1004992 - CE04318-HS HARRISON	222,250.00	-	222,250.00	-	222,250.00	222,250.00
City Attorney		1004993 - CE04329-360 VENTURES	24,000.00	-	24,000.00	-	24,000.00	24,000.00
City Attorney		1004994 - CE04152-SOLANKI	58,055.64	-	58,055.64	-	58,055.64	58,055.64
City Attorney		1004996 - X04292-CHIOK	47,500.00	-	47,500.00	-	47,500.00	47,500.00
City Attorney		1004997 - CE0458-E&F MARKET	30,000.00	-	30,000.00	-	30,000.00	30,000.00
City Attorney		1004998 - CE04328-HEALTH SPA	10,000.00	-	10,000.00	-	10,000.00	10,000.00
City Attorney		1004999 - X04339-KORIN	18,124.97	-	18,124.97	-	18,124.97	18,124.97
City Attorney		1005000 - CE04368-OAK REDEV GRP	75,000.00	-	75,000.00	-	75,000.00	75,000.00
City Attorney		1005004 - CE04429-OAKPORT	60,285.00	-	60,285.00	-	60,285.00	60,285.00
City Attorney		1005267 - CE04462 - LEE	139,387.50	-	139,387.50	-	139,387.50	139,387.50
City Attorney		1005373 - CE04181 - PEOPLE V. JABER	415,142.80	-	415,142.80	-	415,142.80	415,142.80
City Attorney		1005830 - CR04376 - Southwest OAK	53,000.00	-	53,000.00	-	53,000.00	53,000.00
City Attorney	1010 - General Fund: General Purpose Total		2,666,388.78	242,261.39	2,666,388.78	-	2,666,388.78	2,908,650.17
City Attorney	1100 - Self Insurance Liab	1000004 - DP040 Administrative Project	-	-	-	-	-	0.00
City Attorney		1004989 - CE04079-EMPYREAN	345,146.58	-	-	-	-	0.00
City Attorney		1005348 - Lead Paint - Richfield	(139,457.50)	-	-	-	-	0.00
City Attorney	1100 - Self Insurance Liability Total		205,689.08	-	-	-	-	0.00
City Attorney	1150 - Worker's Compens	1000004 - DP040 Administrative Project	-	-	-	-	-	0.00
City Attorney	1150 - Worker's Compensation Insurance Claims Total		-	-	-	-	-	0.00
City Attorney	1870 - Affordable Housin	1000004 - DP040 Administrative Project	-	-	-	-	-	0.00
City Attorney	1870 - Affordable Housing Trust Fund Total		-	-	-	-	-	0.00
City Attorney	2190 - Private Grants	1004867 - SF Foundation Grant	1,622.50	-	1,622.50	-	1,622.50	1,622.50
City Attorney	2190 - Private Grants Total		1,622.50	-	1,622.50	-	1,622.50	1,622.50
City Attorney	2211 - Measure B: Local	1000004 - DP040 Administrative Project	-	-	-	-	-	0.00
City Attorney	2211 - Measure B: Local Streets & Roads Total		-	-	-	-	-	0.00
City Attorney	2218 - Measure BB - Loca	1000004 - DP040 Administrative Project	-	-	-	-	-	0.00
City Attorney	2218 - Measure BB - Local Streets and Roads Total		-	-	-	-	-	0.00
City Attorney	2413 - Rent Adjustment F	1000004 - DP040 Administrative Project	-	-	-	-	-	0.00
City Attorney		1001110 - RENT ARBITRATION P190020	(59,630.28)	-	-	-	-	0.00
City Attorney	2413 - Rent Adjustment Program Fund Total		(59,630.28)	-	-	-	-	0.00
City Attorney	2415 - Development Serv	1000004 - DP040 Administrative Project	-	-	-	-	-	0.00
City Attorney		1001024 - BLIGHT ABATEMENT PROGRAM	(27,865.46)	-	-	-	-	0.00
City Attorney		1001264 - FORECLOSED REGISTRATION-VACANT	(3,764.93)	-	-	-	-	0.00
City Attorney		1004913 - Lead Abatement Program	(5,485.79)	-	-	-	-	0.00
City Attorney	2415 - Development Service Fund Total		(37,116.18)	-	-	-	-	0.00
City Attorney	3100 - Sewer Service Fun	1000004 - DP040 Administrative Project	-	-	-	-	-	0.00
City Attorney	3100 - Sewer Service Fund Total		-	-	-	-	-	0.00
City Attorney	5610 - Central District Pr	1000004 - DP040 Administrative Project	-	-	-	-	-	0.00
City Attorney	5610 - Central District Projects Total		-	-	-	-	-	0.00
City Attorney	5643 - Central City East T	1000004 - DP040 Administrative Project	-	-	-	-	-	0.00
City Attorney	5643 - Central City East TA Bonds Series 2006A-T (Taxable) Total		-	-	-	-	-	0.00
City Attorney	5999 - Miscellaneous Cap	1004352 - OAK A'S HOWARD SITE PEP 5999	60,881.54	-	-	-	-	0.00
City Attorney	5999 - Miscellaneous Capital Projects Total		60,881.54	-	-	-	-	0.00
City Attorney	7100 - Police and Fire Ret	1000004 - DP040 Administrative Project	-	-	-	-	-	0.00
City Attorney	7100 - Police and Fire Retirement System Total		-	-	-	-	-	0.00
City Attorney	7760 - Grant Clearing	1003336 - DOT OVERHEAD CLEARING	-	-	-	-	-	0.00
City Attorney	7760 - Grant Clearing Total		-	-	-	-	-	0.00
City Attorney Total			2,837,835.44	242,261.39	2,668,011.28	-	2,668,011.28	2,910,272.67
City Auditor	1010 - General Fund: Ger	1000006 - DP070 Administrative Project	-	14,212.19	-	-	-	14,212.19
City Auditor		1007140 - Council Awarded Funds	110,411.49	150,000.01	110,411.49	-	110,411.49	260,411.50
City Auditor	1010 - General Fund: General Purpose Total		110,411.49	164,212.20	110,411.49	-	110,411.49	274,623.69
City Auditor	1870 - Affordable Housin	1000006 - DP070 Administrative Project	-	-	-	-	-	0.00
City Auditor	1870 - Affordable Housing Trust Fund Total		-	-	-	-	-	0.00
City Auditor	2244 - Measure Q - Parks	1000006 - DP070 Administrative Project	-	-	-	-	-	0.00
City Auditor	2244 - Measure Q - Parks & Recreation Preservation, Litter Reduction, and Homelessness Sup		-	-	-	-	-	0.00
City Auditor	2415 - Development Serv	1000006 - DP070 Administrative Project	-	-	-	-	-	0.00
City Auditor	2415 - Development Service Fund Total		-	-	-	-	-	0.00

DEPARTMENT NAME	Fund - Fund Desc	Proj - Proj Desc	Available P12-24	Approved Enc CF	Recommend Project CF - Phase 1	Recommended Project CF - Phase 2	Total Recommended Project CF	Total Approved (Encumb CF + Project CF)
City Auditor	7760 - Grant Clearing	1001288 - PWA OVERHEAD CLEARING	-	-	-	-	-	0.00
City Auditor		1003336 - DOT OVERHEAD CLEARING	-	-	-	-	-	0.00
City Auditor	7760 - Grant Clearing Total		-	-	-	-	-	0.00
City Auditor Total			110,411.49	164,212.20	110,411.49	-	110,411.49	274,623.69
City Clerk	1010 - General Fund: Ger	1000003 - DP030 Administrative Project	-	10,766.38	-	-	-	10,766.38
City Clerk		1000126 - ELECTION FUNDING	1,955,537.20	700.00	1,955,537.20	-	1,955,537.20	1,956,237.20
City Clerk		1000127 - AGENDA MANAGEMENT	4,397.48	1,096.46	-	-	-	1,096.46
City Clerk		1000893 - CITYWIDE RECORDS MGT	15,216.57	15,023.19	15,216.57	-	15,216.57	30,239.76
City Clerk		1007221 - COUNCIL TRANSLATION SERVICES	15,018.82	26,086.00	-	-	15,018.82	41,104.82
City Clerk	1010 - General Fund: General Purpose Total		1,990,170.07	53,672.03	1,985,772.59	-	1,985,772.59	2,039,444.62
City Clerk	1760 - Telecommunicatio	1000003 - DP030 Administrative Project	-	5,357.71	-	-	-	5,357.71
City Clerk		1000128 - KTOP PRODUCTIONS	57,276.86	98.28	-	-	-	98.28
City Clerk	1760 - Telecommunications Reserve Total		57,276.86	5,455.99	-	-	-	5,455.99
City Clerk	2999 - Miscellaneous Gra	1000447 - PUBLIC ED - GOVERNMENT P350210	943,212.27	49,896.20	943,212.27	-	943,212.27	993,108.47
City Clerk	2999 - Miscellaneous Grants Total		943,212.27	49,896.20	943,212.27	-	943,212.27	993,108.47
City Clerk Total			2,990,659.20	109,024.22	2,928,984.86	-	2,928,984.86	3,038,009.08
City Council	1010 - General Fund: Ger	1000022 - DPCCO Administrative Project	-	36,593.87	-	-	-	36,593.87
City Council		1005065 - COUNCIL RESTRICTED BUDGET	-	0.01	-	-	-	0.01
City Council		1007195 - D2 GRANTS EVENTS PRGMS	1,015.73	-	-	-	-	0.00
City Council	1010 - General Fund: General Purpose Total		1,015.73	36,593.88	-	-	-	36,593.88
City Council	1870 - Affordable Housin	1000002 - DP020 Administrative Project	-	-	-	-	-	0.00
City Council	1870 - Affordable Housing Trust Fund Total		-	-	-	-	-	0.00
City Council	2415 - Development Serv	1000002 - DP020 Administrative Project	-	-	-	-	-	0.00
City Council	2415 - Development Service Fund Total		-	-	-	-	-	0.00
City Council Total			1,015.73	36,593.88	-	-	-	36,593.88
Department of Transportation	1010 - General Fund: Ger	1000002 - DP020 Administrative Project	-	-	-	-	-	0.00
Department of Transportation		1000007 - DP080 Administrative Project	-	-	-	-	-	0.00
Department of Transportation		1000873 - REV COLLECTION SYSTEM BACK LOG	48,428.89	2,203.60	-	-	-	2,203.60
Department of Transportation		1001465 - PARKING METERS MGMT SYSTEM	308,256.51	91,913.55	-	308,256.51	308,256.51	400,170.06
Department of Transportation		1003469 - DP350 Administrative Project	-	307,985.44	-	-	-	307,985.44
Department of Transportation		1005970 - LAKE MERRITT HEALTH & SAFETY	113,465.00	-	-	-	-	0.00
Department of Transportation		1006041 - City Council Community Grants	16,250.00	-	-	-	-	0.00
Department of Transportation		1007037 - FEMA 4683 CLAREMONT AVE	1.00	-	1.00	-	1.00	1.00
Department of Transportation		1007038 - IKE SMART CITY LLC	185,230.31	-	185,230.31	-	185,230.31	185,230.31
Department of Transportation		1007040 - FEMA 4683 5726 SHEPHRD CNYN RD	1.00	-	1.00	-	1.00	1.00
Department of Transportation		1007042 - FEMA 4683 TUNNEL ROAD	-	-	-	-	-	0.00
Department of Transportation		1007046 - FEMA 4683 GOLF LINKS RD	-	-	-	-	-	0.00
Department of Transportation		1007178 - FEMA 4683 GOLF LINKS RD 10249	-	-	-	-	-	0.00
Department of Transportation		1007179 - FEMA 4683 CLAREMONT AVE 7845	-	-	-	-	-	0.00
Department of Transportation		1007180 - FEMA 4683 LONGCROFT DR 6440	-	-	-	-	-	0.00
Department of Transportation		1007181 - FEMA 4683 MERRIEWOOD DR 5665	-	-	-	-	-	0.00
Department of Transportation		1007230 - FEMA 4683 TUNNEL @ CHARRING	-	-	-	-	-	0.00
Department of Transportation	1010 - General Fund: General Purpose Total		671,632.71	402,102.59	185,232.31	308,256.51	493,488.82	895,591.41
Department of Transportation	1750 - Multipurpose Rese	1000713 - CAR SHARE	28,095.95	-	-	-	-	0.00
Department of Transportation		1003469 - DP350 Administrative Project	-	19,223.38	-	-	-	19,223.38
Department of Transportation		1004832 - SCOOTER SHARE PROGRAM	46,661.76	-	-	-	-	0.00
Department of Transportation	1750 - Multipurpose Reserve Total		74,757.71	19,223.38	-	-	-	19,223.38

DEPARTMENT NAME	Fund - Fund Desc	Proj - Proj Desc	Available P12-24	Approved Enc CF	Recommend Project CF - Phase 1	Recommended Project CF - Phase 2	Total Recommended Project CF	Total Approved (Encumb CF + Project CF)
Department of Transportation	2116 - Department of Transportation	1000820 - BR RETROFIT-LEIMERT	(291,334.26)	-	(291,334.26)	-	(291,334.26)	(291,334.26)
Department of Transportation		1000967 - ADELINE BRIDGE RETROFIT GRANT	(4,580.02)	-	(4,580.02)	-	(4,580.02)	(4,580.02)
Department of Transportation		1000977 - SEC 130 RR XING-105TH AVE	1,553.12	-	1,553.12	-	1,553.12	1,553.12
Department of Transportation		1001436 - SEC 130 RR XING-85TH AVE	4,230.63	-	4,230.63	-	4,230.63	4,230.63
Department of Transportation		1001440 - SEC 130 RR XING-29TH AVE	282,745.57	-	282,745.57	-	282,745.57	282,745.57
Department of Transportation		1001681 - 23RD AVE BRIDGE RETROFIT	381,118.40	-	381,118.40	-	381,118.40	381,118.40
Department of Transportation		1003200 - HGH CRTLND YGNICIO - CON PHASE	-	-	-	-	-	0.00
Department of Transportation		1003203 - HSIP 7 GRANT - TELEGRAPH AVE	(32,305.06)	-	(32,305.06)	-	(32,305.06)	(32,305.06)
Department of Transportation		1003211 - 19TH ST BART TO LAKE MERRITT	(96,254.10)	-	(96,254.10)	-	(96,254.10)	(96,254.10)
Department of Transportation		1003233 - ATP CYCLE 2 TELEGRAPH-GRANT	88,769.12	-	88,769.12	-	88,769.12	88,769.12
Department of Transportation		1003472 - CMAQ MTC PARKING & MBILITY MGT	-	-	-	-	-	0.00
Department of Transportation		1003959 - 14TH ST STREETScape	(108,336.90)	-	(108,336.90)	-	(108,336.90)	(108,336.90)
Department of Transportation		1004012 - HSIP 8 BANCROFT AVE (147)	(136,703.17)	-	(136,703.17)	-	(136,703.17)	(136,703.17)
Department of Transportation		1004013 - HSIP 8 OAKLAND HILLS (148)	24,175.74	-	24,175.74	-	24,175.74	24,175.74
Department of Transportation		1004014 - HSIP 8 FRUITVALE AVE (149)	30,020.37	-	30,020.37	-	30,020.37	30,020.37
Department of Transportation		1004016 - HSIP 8 DOWNTOWN (151)	32,925.55	-	32,925.55	-	32,925.55	32,925.55
Department of Transportation		1004700 - HSIP CYCLE 9	451.33	-	451.33	-	451.33	451.33
Department of Transportation		1004836 - LAKESIDE FAMILY STREETS LS&R	(27,958.99)	-	(27,958.99)	-	(27,958.99)	(27,958.99)
Department of Transportation		1004947 - OAKLAND LSR PAVING PROGRAM	(10,181.39)	-	(10,181.39)	-	(10,181.39)	(10,181.39)
Department of Transportation		1005338 - EDGEWATER DR BRIDGE L&R	(147,916.75)	-	(147,916.75)	-	(147,916.75)	(147,916.75)
Department of Transportation		2116 - Department of Transportation Total	(9,580.81)	-	(9,580.81)	-	(9,580.81)	(9,580.81)
Department of Transportation	2139 - California Department of Transportation	1005787 - TCC 95th Ave & Int'l Connect	-	-	-	-	-	0.00
Department of Transportation		2139 - California Department of Conservation Total	-	-	-	-	-	0.00
Department of Transportation	2140 - California Department of Transportation	1000724 - FRUITVALE ALV GAP CLOSUR STSCP	145,346.58	-	145,346.58	-	145,346.58	145,346.58
Department of Transportation		1000844 - INTL BLVD STREET IMPVT	446,279.74	-	446,279.74	-	446,279.74	446,279.74
Department of Transportation		1000916 - BROADWAY OCEAN VIEW INTERSEC	(70.43)	-	(70.43)	-	(70.43)	(70.43)
Department of Transportation		1000917 - TUNNEL RD SR 13 HILLER DRIVE	(30,431.66)	-	(30,431.66)	-	(30,431.66)	(30,431.66)
Department of Transportation		1000977 - SEC 130 RR XING-105TH AVE	1,369.36	-	1,369.36	-	1,369.36	1,369.36
Department of Transportation		1001436 - SEC 130 RR XING-85TH AVE	(13.41)	-	(13.41)	-	(13.41)	(13.41)
Department of Transportation		1001440 - SEC 130 RR XING-29TH AVE	36.63	-	36.63	-	36.63	36.63
Department of Transportation		1003211 - 19TH ST BART TO LAKE MERRITT	7,848.25	-	7,848.25	-	7,848.25	7,848.25
Department of Transportation		1003959 - 14TH ST STREETScape	(171,235.64)	-	(171,235.64)	-	(171,235.64)	(171,235.64)
Department of Transportation		1004387 - CROSSING TO SAFETY 5012(156)	(84,283.74)	-	(84,283.74)	-	(84,283.74)	(84,283.74)
Department of Transportation		1005124 - DOT ZERO EMISSION VEHICLE	(5,878.12)	-	(5,878.12)	-	(5,878.12)	(5,878.12)
Department of Transportation		1005306 - LOCAL ROADWAY SAFETY PLAN	(577.10)	-	(577.10)	-	(577.10)	(577.10)
Department of Transportation		1006185 - RRFs & Light @ 6 Intersect	(35,660.46)	-	(35,660.46)	-	(35,660.46)	(35,660.46)
Department of Transportation		1006186 - HSIP @ 7 Intersections	520.88	-	520.88	-	520.88	520.88
Department of Transportation		1006187 - HSIP 14th St-Mandela & Adeline	35,405.26	-	35,405.26	-	35,405.26	35,405.26
Department of Transportation		1006280 - Oak Chinatown Complete Street	(84,108.66)	-	(84,108.66)	-	(84,108.66)	(84,108.66)
Department of Transportation		2140 - California Department of Transportation Total	224,547.48	-	224,547.48	-	224,547.48	224,547.48
Department of Transportation	2144 - California Housing and Community Development	1001075 - PRP 1-C INFRT INF 2144-C464560	1,407.26	-	1,407.26	-	1,407.26	1,407.26
Department of Transportation		2144 - California Housing and Community Development Total	1,407.26	-	1,407.26	-	1,407.26	1,407.26
Department of Transportation	2146 - California State Emergency Services	1003760 - FEMA 4308 - CW SEWER & SIDEWA	-	-	-	-	-	0.00
Department of Transportation		1003770 - FEMA 4301 6574 SHEPHERD CYN.	6,563.00	-	6,563.00	-	6,563.00	6,563.00
Department of Transportation		1003775 - FEMA 4308 269 SLVERADO COURT	731.34	-	731.34	-	731.34	731.34
Department of Transportation		1003776 - FEMA 4308 SHEPHERD CANYON RW	13,109.44	-	13,109.44	-	13,109.44	13,109.44
Department of Transportation		1003777 - FEMA 4308 2005 TUNNEL ROAD	4,342.13	-	4,342.13	-	4,342.13	4,342.13
Department of Transportation		1003778 - FEMA 4308 ASCOT DR. ROADWAY	29,242.13	-	29,242.13	-	29,242.13	29,242.13
Department of Transportation		1004616 - FEMA 4308 AITKEN DR	(36,530.40)	-	(36,530.40)	-	(36,530.40)	(36,530.40)
Department of Transportation		2146 - California State Emergency Services Total	17,457.64	-	17,457.64	-	17,457.64	17,457.64

DEPARTMENT NAME	Fund - Fund Desc	Proj - Proj Desc	Available P12-24	Approved Enc CF	Recommend Project CF - Phase 1	Recommended Project CF - Phase 2	Total Recommended Project CF	Total Approved (Encumb CF + Project CF)
Department of Transportation	2159 - State of California	1004026 - Coliseum Connections HRI	5,136,570.34	-	5,136,570.34	-	5,136,570.34	5,136,570.34
Department of Transportation		1004422 - AHSC INTERNATIONAL BLVD	4,433.33	-	4,433.33	-	4,433.33	4,433.33
Department of Transportation		1005026 - AC TRANSIT	268,200.00	-	268,200.00	-	268,200.00	268,200.00
Department of Transportation		1005027 - BART	27,225.00	-	27,225.00	-	27,225.00	27,225.00
Department of Transportation		1005033 - EAST BAY GREENWAY-TRAIL	(208,697.23)	-	(208,697.23)	-	(208,697.23)	(208,697.23)
Department of Transportation		1005731 - BIKE LANES ON MLK	(11,454.59)	-	(11,454.59)	-	(11,454.59)	(11,454.59)
Department of Transportation		1005906 - E. Oak-MLK Shoreline Transport	-	-	-	-	-	0.00
Department of Transportation		1006068 - AHSC INTERNA'L PED LIGHTNG-STI	55,679.79	5,197.50	55,679.79	-	55,679.79	60,877.29
Department of Transportation		1006182 - ATP 7th St. Connect	4,827.97	-	4,827.97	-	4,827.97	4,827.97
Department of Transportation		1006259 - E-Bike Lending Program	10,971.37	811,646.10	10,971.37	-	10,971.37	822,617.47
Department of Transportation		1006302 - W Oak Cmty Action Plan Impl	447,900.09	2,014,200.00	447,900.09	-	447,900.09	2,462,100.09
Department of Transportation		1006953 - BROADWAY STREETSCEPE IMPRVMT	2,140,362.55	-	2,140,362.55	-	2,140,362.55	2,140,362.55
Department of Transportation		1006954 - MARTN LTHR KING STRTSCPE IMPRV	1,379,964.67	-	1,379,964.67	-	1,379,964.67	1,379,964.67
Department of Transportation		1007091 - EMBARCADERO W RL SFTY A IMPRV	6,775,426.59	-	6,775,426.59	-	6,775,426.59	6,775,426.59
Department of Transportation		1007092 - PORT & WATERFRONT CPL INFRASTR	1,142,471.62	-	1,142,471.62	-	1,142,471.62	1,142,471.62
Department of Transportation		1007151 - DOWNTOWN JLS OAKPARK MGMT	143,262.40	-	143,262.40	-	143,262.40	143,262.40
Department of Transportation		1007152 - WASHINGTON I880 UC IMPRVMTS	32,588.59	-	32,588.59	-	32,588.59	32,588.59
Department of Transportation		1007476 - 2ND ST TRANSIT BIKE CXN	29,197.54	-	29,197.54	-	29,197.54	29,197.54
Department of Transportation		1007477 - 8TH ST CORRIDOR IMPRVMT	131,193.22	-	131,193.22	-	131,193.22	131,193.22
Department of Transportation	2159 - State of California Other Total		17,510,123.25	2,831,043.60	17,510,123.25	-	17,510,123.25	20,341,166.85
Department of Transportation	2160 - County of Alameda	1004776 - FY18-20 ACTIVE OAKLAND	(4,348.15)	-	(4,348.15)	-	(4,348.15)	(4,348.15)
Department of Transportation		1006134 - ACTIVE AND SAFE OAKLAND	7,543.70	-	7,543.70	-	7,543.70	7,543.70
Department of Transportation	2160 - County of Alameda: Grants Total		3,195.55	-	3,195.55	-	3,195.55	3,195.55
Department of Transportation	2162 - Metro Transportal	1000982 - CITY RACKS 12 BIKE PARK PGRM	(76.00)	-	(76.00)	-	(76.00)	(76.00)
Department of Transportation		1001017 - LS&R STAIR-PATH REPAIRS	(136,007.53)	-	(136,007.53)	-	(136,007.53)	(136,007.53)
Department of Transportation		1001601 - BICYCLIST SIGNAGE PROGRAM	(7,307.64)	-	(7,307.64)	-	(7,307.64)	(7,307.64)
Department of Transportation		1004717 - BURR,WILSON,& PALMER STAIR	(55,547.07)	-	(55,547.07)	-	(55,547.07)	(55,547.07)
Department of Transportation		1005163 - TS-FOOTHILL BLVD	88.30	-	88.30	-	88.30	88.30
Department of Transportation		1005719 - OUTLOOK TO HILLMONT STAIRPATH	(87,060.43)	-	(87,060.43)	-	(87,060.43)	(87,060.43)
Department of Transportation		1005720 - E. 20TH STAIR PATH REHAB	(53,511.55)	-	(53,511.55)	-	(53,511.55)	(53,511.55)
Department of Transportation		1006177 - TDA LS&R STAIR-PATH REHAB	(67,798.31)	-	(67,798.31)	-	(67,798.31)	(67,798.31)
Department of Transportation	2162 - Metro Transportation Com: TDA Total		(407,220.23)	-	(407,220.23)	-	(407,220.23)	(407,220.23)
Department of Transportation	2163 - Metro Transportal	1001013 - 7TH ST STREETSCEPE PHASE 1	26,829.50	-	26,829.50	-	26,829.50	26,829.50
Department of Transportation	2163 - Metro Transportation Com: Program Grant Total		26,829.50	-	26,829.50	-	26,829.50	26,829.50
Department of Transportation	2166 - Bay Area Air Qualit	1000982 - CITY RACKS 12 BIKE PARK PGRM	22,064.95	-	22,064.95	-	22,064.95	22,064.95
Department of Transportation		1001550 - BIKE SHARE PROGRAM	172,610.03	-	172,610.03	-	172,610.03	172,610.03
Department of Transportation		1003831 - JLS BROADWAY SHUTTLE 2999	534,374.59	-	534,374.59	-	534,374.59	534,374.59
Department of Transportation	2166 - Bay Area Air Quality Management District Total		729,049.57	-	729,049.57	-	729,049.57	729,049.57
Department of Transportation	2211 - Measure B: Local	1000638 - NEIGHBORHOOD TFC SAFETY PROG	-	-	-	-	-	0.00
Department of Transportation		1000820 - BR RETROFIT-LEIMERT	-	-	-	-	-	0.00
Department of Transportation		1000967 - ADELINE BRIDGE RETROFIT GRANT	-	-	-	-	-	0.00
Department of Transportation		1001042 - MNTCLR ANTCH CT PED IMP	-	-	-	-	-	0.00
Department of Transportation		1001380 - CITYWIDE EMERG RDWY REPAIR	-	-	-	-	-	0.00
Department of Transportation		1003349 - LS&R NEIGHBRHD TRAFFIC CALMING	-	-	-	-	-	0.00
Department of Transportation		1003469 - DP350 Administrative Project	-	2.08	-	-	-	2.08
Department of Transportation		1003829 - GREAT ST-PAVING RESURFACING	-	-	-	-	-	0.00
Department of Transportation		1003980 - E 12TH ST BIKEWAY	-	-	-	-	-	0.00
Department of Transportation		1004016 - HSIP 8 DOWNTOWN (151)	-	-	-	-	-	0.00
Department of Transportation		1004700 - HSIP CYCLE 9	-	-	-	-	-	0.00
Department of Transportation		1004820 - INTERSCTN. SAFETY IMPROVEMENT	-	-	-	-	-	0.00
Department of Transportation		1005104 - LS&R EMERG.ROADWY-3 SITES	-	-	-	-	-	0.00
Department of Transportation		1005416 - P1000679 LS&R TRFFC SGNL MGT	-	-	-	-	-	0.00
Department of Transportation		1005449 - 98TH/23RD AVE	-	-	-	-	-	0.00
Department of Transportation		1006131 - Sideshow Prevention Pilot	-	-	-	-	-	0.00
Department of Transportation	2211 - Measure B: Local Streets & Roads Total		-	2.08	-	-	-	2.08
Department of Transportation	2212 - Measure B: Bicycle	1000707 - B&P BICYCLE PLAN IMPLEMENTATIO	-	-	-	-	-	0.00
Department of Transportation		1003469 - DP350 Administrative Project	-	-	-	-	-	0.00
Department of Transportation	2212 - Measure B: Bicycle/Pedestrian Pass-Thru Funds Total		-	-	-	-	-	0.00

DEPARTMENT NAME	Fund - Fund Desc	Proj - Proj Desc	Available P12-24	Approved Enc CF	Recommend Project CF - Phase 1	Recommended Project CF - Phase 2	Total Recommended Project CF	Total Approved (Encumb CF + Project CF)
Department of Transportation	2214 - ACTC Reimbursabl	1003978 - 27TH ST COMPLETE STREETS	912,099.21	363,904.70	-	-	-	363,904.70
Department of Transportation		1003980 - E 12TH ST BIKEWAY	(5,110.29)	-	-	-	-	0.00
Department of Transportation		1003981 - MACARTHUR SMART CITY	(153,485.61)	-	-	-	-	0.00
Department of Transportation		1003983 - 42ND AVE HIGH ST I-880	(3,140.08)	-	-	-	-	0.00
Department of Transportation		1004251 - 14TH AVENUE STREETScape	374,349.35	-	-	-	-	0.00
Department of Transportation		1004690 - GOPORT ACTC GRANT	98,612.94	16,958.38	-	-	-	16,958.38
Department of Transportation		1006302 - W Oak Cmty Action Plan Impl	1,681,426.53	20.50	-	-	-	20.50
Department of Transportation	2214 - ACTC Reimbursable Grants Total		2,904,752.05	380,883.58	-	-	-	380,883.58
Department of Transportation	2215 - Measure F - Vehicl	1003469 - DP350 Administrative Project	-	442,016.95	-	-	-	442,016.95
Department of Transportation	2215 - Measure F - Vehicle Registration Fee Total		-	442,016.95	-	-	-	442,016.95
Department of Transportation	2216 - Measure BB - Alan	1000679 - LS&R TRFFIC SIGMGMT-MEASURE BB	-	-	-	-	-	0.00
Department of Transportation		1003469 - DP350 Administrative Project	-	2.00	-	-	-	2.00
Department of Transportation	2216 - Measure BB - Alameda County Transportation Commission Sales Tax Total		-	2.00	-	-	-	2.00
Department of Transportation	2218 - Measure BB - Loca	1000638 - NEIGHBORHOOD TFC SAFETY PROG	(161,178.85)	-	(161,178.85)	-	(161,178.85)	(161,178.85)
Department of Transportation		1000680 - TRAFFIC SIGNAL MANAGEMENT	2,282.11	-	2,282.11	-	2,282.11	2,282.11
Department of Transportation		1000820 - BR RETROFIT-LEIMERT	-	-	-	-	-	0.00
Department of Transportation		1000967 - ADELIN BRIDGE RETROFIT GRANT	3,211,862.21	-	3,211,862.21	-	3,211,862.21	3,211,862.21
Department of Transportation		1000974 - PERALTA ST. STREETScape B&P LS&R	-	-	-	-	-	0.00
Department of Transportation		1001013 - 7TH ST STREETScape PHASE 1	-	-	-	-	-	0.00
Department of Transportation		1001017 - LS&R STAIR-PATH REPAIRS	(58,359.58)	-	(58,359.58)	-	(58,359.58)	(58,359.58)
Department of Transportation		1001042 - MNTCLR ANTCH CT PED IMP	(121,536.06)	-	(121,536.06)	-	(121,536.06)	(121,536.06)
Department of Transportation		1001293 - LS&R CITYWIDE STREET RESURFACING	1,433.00	-	1,433.00	-	1,433.00	1,433.00
Department of Transportation		1001298 - EMBARCADERO BRIDGE REPLACEMNT	(260,956.98)	-	(260,956.98)	-	(260,956.98)	(260,956.98)
Department of Transportation		1001380 - CITYWIDE EMERG RDWY REPAIR	(701,377.56)	-	(701,377.56)	-	(701,377.56)	(701,377.56)
Department of Transportation		1001512 - LS&R GRANT MATCHING FUNDS	21,968.72	-	-	21,968.72	21,968.72	21,968.72
Department of Transportation		1001615 - LS&R AC TRANSIT BRT	524,760.00	-	-	-	-	0.00
Department of Transportation		1003203 - HSIP 7 GRANT - TELEGRAPH AVE	1,530.47	-	1,530.47	-	1,530.47	1,530.47
Department of Transportation		1003204 - HSIP 7 GRANT-MARKET SAN PABLO	73,402.72	-	73,402.72	-	73,402.72	73,402.72
Department of Transportation		1003346 - LS&R COMMUNITY TRNSPRION PLANS	(16,558.86)	-	-	-	-	0.00
Department of Transportation		1003349 - LS&R NEIGHBRHD TRAFFIC CALMING	(135,829.25)	-	-	0.34	0.34	0.34
Department of Transportation		1003469 - DP350 Administrative Project	-	126,846.68	-	-	-	126,846.68
Department of Transportation		1003829 - GREAT ST-PAVING RESURFACING	(1,153.07)	-	-	(1,153.07)	(1,153.07)	(1,153.07)
Department of Transportation		1003959 - 14TH ST STREETScape	4,132.11	0.01	-	4,132.11	4,132.11	4,132.12
Department of Transportation		1003978 - 27TH ST COMPLETE STREETS	256,202.46	-	-	256,202.46	256,202.46	256,202.46
Department of Transportation		1003980 - E 12TH ST BIKEWAY	(5,671.99)	-	-	-	-	0.00
Department of Transportation		1004013 - HSIP 8 OAKLAND HILLS (148)	(1,755.24)	-	(1,755.24)	-	(1,755.24)	(1,755.24)
Department of Transportation		1004016 - HSIP 8 DOWNTOWN (151)	(51,558.13)	-	(51,558.13)	-	(51,558.13)	(51,558.13)
Department of Transportation		1004251 - 14TH AVENUE STREETScape	-	-	-	-	-	0.00
Department of Transportation		1004387 - CROSSING TO SAFETY 5012(156)	(167,549.50)	-	(167,549.50)	-	(167,549.50)	(167,549.50)
Department of Transportation		1004700 - HSIP CYCLE 9	712.59	-	-	712.59	712.59	712.59
Department of Transportation		1004820 - INTERSCTN. SAFETY IMPROVEMENT	(732,745.72)	-	-	-	-	0.00
Department of Transportation		1004924 - ANTI OCH CT STREETScape	19,242.92	-	-	-	-	0.00
Department of Transportation		1005104 - LS&R EMERG.ROADWY-3 SITES	(103,171.37)	-	-	-	-	0.00
Department of Transportation		1005306 - LOCAL ROADWAY SAFETY PLAN	8,000.00	-	-	-	-	0.00
Department of Transportation		1005338 - EDGEWATER DR BRIDGE L&R	(8,260.99)	-	(8,260.99)	-	(8,260.99)	(8,260.99)
Department of Transportation		1005340 - COURTLAND CREEK RESTORATION	216,000.00	-	216,000.00	-	216,000.00	216,000.00
Department of Transportation		1005416 - P1000679 LS&R TRFFC SGNL MGT	(566,659.16)	-	-	-	-	0.00
Department of Transportation		1005449 - 98TH/23RD AVE	-	-	-	-	-	0.00
Department of Transportation		1006131 - Sideshow Prevention Pilot	284,311.64	-	-	284,311.64	284,311.64	284,311.64
Department of Transportation		1006132 - Violence Prevention Support	-	27,608.95	-	-	-	27,608.95
Department of Transportation		1006133 - Cou Earmk Traffic Safety	819,414.74	-	-	816,447.60	816,447.60	816,447.60
Department of Transportation		1006186 - HSIP @ 7 Intersections	(7,590.54)	-	(7,590.54)	-	(7,590.54)	(7,590.54)
Department of Transportation		1006187 - HSIP 14th St-Mandela & Adeline	(22,008.07)	-	(22,008.07)	-	(22,008.07)	(22,008.07)
Department of Transportation		1006280 - Oak Chinatown Complete Street	-	-	-	-	-	0.00
Department of Transportation		1006302 - W Oak Cmty Action Plan Impl	24,278.20	648.00	-	24,278.20	24,278.20	24,926.20
Department of Transportation		1006357 - COLISEUM BART TO BAY TRAIL	162.50	16,042.10	-	-	-	16,042.10
Department of Transportation		1006632 - CONTRACTING SUPPORT FOR GRANTS	62,547.99	-	-	-	-	0.00
Department of Transportation		1007010 - Safe Streets Ped & Safety	(104,874.95)	-	(104,874.95)	-	(104,874.95)	(104,874.95)
Department of Transportation		1007112 - COU EARMARK SAFETY FY23-25	800,000.00	-	-	800,000.00	800,000.00	800,000.00
Department of Transportation		1007115 - SIDESHOW PREVENTION FY23-25	337,941.61	-	-	337,942.00	337,942.00	337,942.00
Department of Transportation		1007351 - LAMMPS PHASE 2 RICHARD RD-SEMI	4,000.00	-	4,000.00	-	4,000.00	4,000.00

DEPARTMENT NAME	Fund - Fund Desc	Proj - Proj Desc	Available P12-24	Approved Enc CF	Recommend Project CF - Phase 1	Recommended Project CF - Phase 2	Total Recommended Project CF	Total Approved (Encumb CF + Project CF)
Department of Transportation	2218 - Measure BB - Local Streets and Roads Total		3,396,390.12	171,145.74	1,843,504.06	2,544,842.59	4,388,346.65	4,559,492.39
Department of Transportation	2219 - Measure BB - Bike	1000707 - B&P BICYCLE PLAN IMPLEMENTATIO	88,130.57	30.32	88,130.57	-	88,130.57	88,160.89
Department of Transportation		1003469 - DP350 Administrative Project	-	40,686.44	-	-	-	40,686.44
Department of Transportation		1004832 - SCOOTER SHARE PROGRAM	122,331.79	-	-	-	-	0.00
Department of Transportation		1005118 - BICYCLE & PEDESTRIAN PROGRAMS	72,920.22	517.52	-	72,042.30	72,042.30	72,559.82
Department of Transportation		1005415 - P1000644 B&P PED PLAN IMPLMNTN	230,420.11	-	-	-	-	0.00
Department of Transportation		1005417 - P1000714 CITY SIDEWALK REPAIR	113,873.71	-	-	113,873.71	113,873.71	113,873.71
Department of Transportation		1006177 - TDA LS&R STAIR-PATH REHAB	14,260.19	-	-	-	-	0.00
Department of Transportation		1006302 - W Oak Cmty Action Plan Impl	20,372.39	-	-	20,372.39	20,372.39	20,372.39
Department of Transportation	2219 - Measure BB - Bike and Pedestrian Total		662,308.98	41,234.28	88,130.57	206,288.40	294,418.97	335,653.25
Department of Transportation	2230 - State Gas Tax	1001293 - LS&R CITYWIDE STREET RESURFACING	8,567.00	-	8,567.00	-	8,567.00	8,567.00
Department of Transportation		1003469 - DP350 Administrative Project	-	538,579.85	-	-	-	538,579.85
Department of Transportation		1003829 - GREAT ST-PAVING RESURFACING	186,722.80	607.03	-	186,722.80	186,722.80	187,329.83
Department of Transportation		1005723 - DWNTWN ADMS PT PVMNT REH	522.88	477.12	-	522.88	522.88	1,000.00
Department of Transportation		1006338 - CW PVMNT REHAB 2022B	3,000.00	-	3,000.00	-	3,000.00	3,000.00
Department of Transportation	2230 - State Gas Tax Total		198,812.68	539,664.00	11,567.00	187,245.68	198,812.68	738,476.68
Department of Transportation	2232 - Gas Tax RMRA	1000022 - DPCCO Administrative Project	-	-	-	-	-	0.00
Department of Transportation		1001011 - PRIVATE PROP SIDEWALK REPAIR	1,026,532.43	-	-	-	-	0.00
Department of Transportation		1003336 - DOT OVERHEAD CLEARING	18,186.89	899.44	-	-	-	899.44
Department of Transportation		1003469 - DP350 Administrative Project	-	389,861.55	-	-	-	389,861.55
Department of Transportation		1005418 - P1000981 LS&R CURB RAMP- BB	(4,779.03)	-	-	-	-	0.00
Department of Transportation		1005983 - High Priority Traffic Calming	(129,190.82)	-	-	-	-	0.00
Department of Transportation		1006259 - E-Bike Lending Program	100,000.00	-	-	100,000.00	100,000.00	100,000.00
Department of Transportation	2232 - Gas Tax RMRA Total		1,010,749.47	390,760.99		100,000.00	100,000.00	490,760.99
Department of Transportation	2244 - Measure Q - Parks	1004880 - SAN ANTONIO PARK IMPROV - CDBG	-	-	-	-	-	0.00
Department of Transportation	2244 - Measure Q - Parks & Recreation Preservation, Litter Reduction, and Homelessness Sup		-	-	-	-	-	0.00
Department of Transportation	2310 - Lighting and Lands	1003469 - DP350 Administrative Project	-	10,683.48	-	-	-	10,683.48
Department of Transportation	2310 - Lighting and Landscape Assessment District Total		-	10,683.48	-	-	-	10,683.48
Department of Transportation	2332 - Gateway Industria	1003469 - DP350 Administrative Project	-	-	-	-	-	0.00
Department of Transportation		1004284 - OAB CFD NO. 2015-1 GATEWAY	3,488.75	-	-	-	-	0.00
Department of Transportation	2332 - Gateway Industrial Park Total		3,488.75	-	-	-	-	0.00
Department of Transportation	2415 - Development Serv	1000652 - RIGHT OF WAY INSPECTIONS 2415	3,076,545.60	9,470.89	-	-	-	9,470.89
Department of Transportation		1001011 - PRIVATE PROP SIDEWALK REPAIR	38,222.00	-	-	-	-	0.00
Department of Transportation		1001170 - ENGINEERING SERVICES	2,252,195.68	99,823.19	-	-	-	99,823.19
Department of Transportation		1001230 - TRAFFIC CONTROL PLAN REVIEW	(13,314.34)	-	-	-	-	0.00
Department of Transportation		1001357 - TRAFFIC SIGNAL AT 5TH-EMBRCDRO	350,000.00	-	350,000.00	-	350,000.00	350,000.00
Department of Transportation		1003469 - DP350 Administrative Project	-	155.76	-	-	-	155.76
Department of Transportation		1003971 - TECH ENHANCEMENT AND REC MGMT	2,291,554.81	14,983.50	-	2,291,554.81	2,291,554.81	2,306,538.31
Department of Transportation		1005173 - CIP PPM SYSTEM	-	37,445.00	-	-	-	37,445.00
Department of Transportation		1005511 - ON CALL PLAN REVIEW	1,268,235.96	38,556.25	1,268,235.96	-	1,268,235.96	1,306,792.21
Department of Transportation		1006280 - Oak Chinatown Complete Street	-	-	-	-	-	0.00
Department of Transportation	2415 - Development Service Fund Total		9,263,439.71	200,434.59	1,618,235.96	2,291,554.81	3,909,790.77	4,110,225.36
Department of Transportation	2416 - Traffic Safety Fund	1003469 - DP350 Administrative Project	-	2,261.90	-	-	-	2,261.90
Department of Transportation	2416 - Traffic Safety Fund Total		-	2,261.90	-	-	-	2,261.90
Department of Transportation	2420 - Transportation Im	1003469 - DP350 Administrative Project	-	-	-	-	-	0.00
Department of Transportation		1004646 - TIF TRANSPORTATION	5,152.00	-	-	5,152.00	5,152.00	5,152.00
Department of Transportation		1006225 - Garfield Elementary Ped Impr	419,269.30	-	419,269.30	-	419,269.30	419,269.30
Department of Transportation		1006300 - Impr 24th Harrison Bay 27th	1,367,212.87	-	1,367,212.87	-	1,367,212.87	1,367,212.87
Department of Transportation	2420 - Transportation Impact Fee Total		1,791,634.17	-	1,786,482.17	5,152.00	1,791,634.17	1,791,634.17

DEPARTMENT NAME	Fund - Fund Desc	Proj - Proj Desc	Available P12-24	Approved Enc CF	Recommend Project CF - Phase 1	Recommended Project CF - Phase 2	Total Recommended Project CF	Total Approved (Encumb CF + Project CF)
Department of Transportation	2999 - Miscellaneous Gra	1000976 - BUS RAPID TRANSIT	(9,299.19)	-	(9,299.19)	-	(9,299.19)	(9,299.19)
Department of Transportation		1001550 - BIKE SHARE PROGRAM	81.98	-	81.98	-	81.98	81.98
Department of Transportation		1003211 - 19TH ST BART TO LAKE MERRITT	725,250.00	-	725,250.00	-	725,250.00	725,250.00
Department of Transportation		1003831 - JLS BROADWAY SHUTTLE 2999	4,509.54	-	4,509.54	-	4,509.54	4,509.54
Department of Transportation		1004404 - UTILITY CONDUITS TO ST. POLES	112,000.00	-	112,000.00	-	112,000.00	112,000.00
Department of Transportation		1004924 - ANTIUCH CT STREETScape	13,522.21	-	13,522.21	-	13,522.21	13,522.21
Department of Transportation	2999 - Miscellaneous Grants Total		846,064.54	-	846,064.54	-	846,064.54	846,064.54
Department of Transportation	3100 - Sewer Service Fun	1003469 - DP350 Administrative Project	-	2,288.76	-	-	-	2,288.76
Department of Transportation		1004806 - SS REHAB SUBBASIN 83-001	(980.04)	-	-	-	-	0.00
Department of Transportation		1004807 - SS REHAB SUBBASIN 83-102	(2,639.47)	-	-	-	-	0.00
Department of Transportation		1005874 - SS REHAB SUB-BASIN 83-404 PH1	(9,946.33)	-	-	-	-	0.00
Department of Transportation	3100 - Sewer Service Fund Total		(13,565.84)	2,288.76	-	-	-	2,288.76
Department of Transportation	5330 - Measure KK: Infr	1003203 - HSIP 7 GRANT - TELEGRAPH AVE	34,574.42	-	34,574.42	-	34,574.42	34,574.42
Department of Transportation		1003349 - LS&R NEIGHBRHD TRAFFIC CALMING	-	-	-	-	-	0.00
Department of Transportation		1004014 - HSIP 8 FRUITVALE AVE (149)	5,108.87	-	5,108.87	-	5,108.87	5,108.87
Department of Transportation		1004387 - CROSSING TO SAFETY 5012(156)	22,500.10	-	22,500.10	-	22,500.10	22,500.10
Department of Transportation		1005420 - P1001293 LS&R CTY ST RESRFACNG	9,493.80	-	-	9,493.80	9,493.80	9,493.80
Department of Transportation	5330 - Measure KK: Infrastructure and Affordable Housing Total		71,677.19	-	62,183.39	9,493.80	71,677.19	71,677.19
Department of Transportation	5332 - Measure KK: Infr	1003203 - HSIP 7 GRANT - TELEGRAPH AVE	(45,706.46)	-	(45,706.46)	-	(45,706.46)	(45,706.46)
Department of Transportation		1003204 - HSIP 7 GRANT-MARKET SAN PABLO	(3,744.17)	-	(3,744.17)	-	(3,744.17)	(3,744.17)
Department of Transportation		1003211 - 19TH ST BART TO LAKE MERRITT	(7,438.10)	-	(7,438.10)	-	(7,438.10)	(7,438.10)
Department of Transportation		1003829 - GREAT ST-PAVING RESURFACING	(1,085,497.25)	-	-	(1,085,497.25)	(1,085,497.25)	(1,085,497.25)
Department of Transportation		1003890 - WIOA VOS TECH 2195	(664.12)	-	-	(664.12)	(664.12)	(664.12)
Department of Transportation		1003981 - MACARTHUR SMART CITY	36,933.02	-	-	1,426,663.04	1,426,663.04	1,426,663.04
Department of Transportation		1003983 - 42ND AVE HIGH ST I-880	(324,514.07)	-	-	-	-	0.00
Department of Transportation		1004012 - HSIP 8 BANCROFT AVE (147)	37,827.92	-	37,827.92	-	37,827.92	37,827.92
Department of Transportation		1004014 - HSIP 8 FRUITVALE AVE (149)	(11,949.26)	-	(11,949.26)	-	(11,949.26)	(11,949.26)
Department of Transportation		1004519 - CURB RMP & SIDEWALK RPR FY18-20	(82,481.74)	-	-	(82,481.74)	(82,481.74)	(82,481.74)
Department of Transportation		1004787 - LOWER PARK BLVD PROJECT	(134,074.22)	-	-	(134,074.22)	(134,074.22)	(134,074.22)
Department of Transportation		1005009 - TELEGRAPH AVE. PAVING PROJECT	367.79	-	-	367.79	367.79	367.79
Department of Transportation		1005017 - UTILITY COST SHARE PAVING PROJ	(29,451.25)	-	-	-	-	0.00
Department of Transportation		1005033 - EAST BAY GREENWAY-TRAIL	1,074,991.74	-	-	1,074,991.74	1,074,991.74	1,074,991.74
Department of Transportation		1005314 - LAKESIDE DR PVNG PROJ	(92,307.75)	-	-	(92,307.75)	(92,307.75)	(92,307.75)
Department of Transportation		1005369 - 2021 OAKLAND HILLS ST. REHAB	(225,287.93)	-	-	-	-	0.00
Department of Transportation		1005420 - P1001293 LS&R CTY ST RESRFACNG	(9,493.80)	-	-	(9,493.80)	(9,493.80)	(9,493.80)
Department of Transportation		1005442 - CW CR&SW 20-22 B	(159,100.91)	-	(159,100.91)	-	(159,100.91)	(159,100.91)
Department of Transportation		1005461 - HSIP 9 RRFB	(6,164.11)	-	-	-	-	0.00
Department of Transportation		1005698 - TRASH CPTR DVCS PAV CORRIDORS	(3,104.66)	-	-	(3,104.66)	(3,104.66)	(3,104.66)
Department of Transportation		1005723 - DWNTWN ADMS PT PVMNT REH	88,863.38	-	-	88,863.38	88,863.38	88,863.38
Department of Transportation		1006119 - 73rd Ave Connect to Transit	(1,857.57)	-	(1,857.57)	-	(1,857.57)	(1,857.57)
Department of Transportation	5332 - Measure KK: Infrastructure Series 2020B-1 (Tax Exempt) Total		(983,853.52)	-	(191,968.55)	1,183,262.41	991,293.86	991,293.86
Department of Transportation	5335 - Measure KK: Infr	1000638 - NEIGHBORHOOD TFC SAFETY PROG	(1,123,647.77)	-	(1,123,647.77)	-	(1,123,647.77)	(1,123,647.77)
Department of Transportation		1003203 - HSIP 7 GRANT - TELEGRAPH AVE	(82,759.91)	-	(82,759.91)	-	(82,759.91)	(82,759.91)
Department of Transportation		1003211 - 19TH ST BART TO LAKE MERRITT	(15,942.28)	-	(15,942.28)	-	(15,942.28)	(15,942.28)
Department of Transportation		1003233 - ATP CYCLE 2 TELEGRAPH-GRANT	(48,129.39)	-	(48,129.39)	-	(48,129.39)	(48,129.39)
Department of Transportation		1003349 - LS&R NEIGHBRHD TRAFFIC CALMING	(12,730.56)	-	-	-	-	0.00
Department of Transportation		1003829 - GREAT ST-PAVING RESURFACING	(8,008,577.51)	-	-	-	-	0.00
Department of Transportation		1003959 - 14TH ST STREETScape	(53,423.71)	-	-	-	-	0.00
Department of Transportation		1003983 - 42ND AVE HIGH ST I-880	(466,081.96)	-	-	-	-	0.00
Department of Transportation		1004352 - OAK A'S HOWARD SITE PEP 5999	-	-	-	-	-	0.00
Department of Transportation		1004411 - MKK 5330 ACCOUNTING SERVICES	(239,302.35)	-	-	-	-	0.00
Department of Transportation		1004419 - PAVEMNT REHAB 2019-2	(80,872.54)	-	(80,872.54)	-	(80,872.54)	(80,872.54)
Department of Transportation		1004700 - HSIP CYCLE 9	(156,282.04)	-	-	-	-	0.00
Department of Transportation		1004787 - LOWER PARK BLVD PROJECT	(8,902.71)	-	-	-	-	0.00
Department of Transportation		1004836 - LAKESIDE FAMILY STREETS LS&R	(93,744.69)	-	(93,744.69)	-	(93,744.69)	(93,744.69)
Department of Transportation		1004854 - FIRE STATION 29 - NEW STATION	50,000.00	-	50,000.00	-	50,000.00	50,000.00
Department of Transportation		1004912 - BROADWAY TRANSIT & PAVING	(3,662.38)	-	(3,662.38)	-	(3,662.38)	(3,662.38)
Department of Transportation		1004947 - OAKLAND LSR PAVING PROGRAM	(29,345.70)	7,041.95	(29,345.70)	-	(29,345.70)	(22,303.75)
Department of Transportation		1005009 - TELEGRAPH AVE. PAVING PROJECT	(21,167.45)	-	-	-	-	0.00
Department of Transportation		1005017 - UTILITY COST SHARE PAVING PROJ	(63,297.11)	-	-	-	-	0.00
Department of Transportation		1005033 - EAST BAY GREENWAY-TRAIL	(73,555.24)	-	-	-	-	0.00

DEPARTMENT NAME	Fund - Fund Desc	Proj - Proj Desc	Available P12-24	Approved Enc CF	Recommend Project CF - Phase 1	Recommended Project CF - Phase 2	Total Recommended Project CF	Total Approved (Encumb CF + Project CF)
Department of Transportation	5335 - Measure KK: Infr	1005120 - CURB RMP & SIDEWALK RPR 2020-22	(11,475.70)	-	-	-	-	0.00
Department of Transportation		1005163 - TS-FOOTHILL BLVD	-	-	-	-	-	0.00
Department of Transportation		1005310 - NRTH OKLAND LCL ST REHAB	-	-	-	-	-	0.00
Department of Transportation		1005312 - EASTLK LCL ST REHAB	-	-	-	-	-	0.00
Department of Transportation		1005314 - LAKESIDE DR PVNG PROJ	(132,070.81)	-	-	-	-	0.00
Department of Transportation		1005369 - 2021 OAKLAND HILLS ST. REHAB	(75,384.98)	-	-	-	-	0.00
Department of Transportation		1005417 - P1000714 CITY SIDEWALK REPAIR	(1,566,582.86)	-	-	-	-	0.00
Department of Transportation		1005419 - P1001172 ADA CURB RAMP 30 YRS	(602,875.26)	-	-	-	-	0.00
Department of Transportation		1005420 - P1001293 LS&R CTY ST RESRFACNG	(1,874,325.37)	-	-	-	-	0.00
Department of Transportation		1005438 - BANCROFT-HIGH-73RD AV PAV PROJ	(157,639.38)	-	-	-	-	0.00
Department of Transportation		1005442 - CW CR&SW 20-22 B	(82,415.41)	-	(82,415.41)	-	(82,415.41)	(82,415.41)
Department of Transportation		1005443 - CW CR&SW 20-22 C	42,001.25	-	42,001.25	-	42,001.25	42,001.25
Department of Transportation		1005512 - WEST OAKLAND MJR ST. PAV. 2021	-	-	-	-	-	0.00
Department of Transportation		1005520 - LOCL ST STRIPING & SIGNG	(18,156.57)	-	(18,156.57)	-	(18,156.57)	(18,156.57)
Department of Transportation		1005723 - DWNTWN ADMS PT PVMNT REH	-	-	-	-	-	0.00
Department of Transportation		1005763 - OC SHVNG FOR SDWLK DISPLCMNT	(53,759.93)	-	-	-	-	0.00
Department of Transportation		1005770 - EBMUD JOINT PVNG ALLNDL-FFX	(4,920.65)	-	-	-	-	0.00
Department of Transportation		1006104 - CW PVMNT REHAB 2021B	-	-	-	-	-	0.00
Department of Transportation		1006106 - CW CRB RMP & SDWLK PVNG 2021	71,530.91	-	71,530.91	-	71,530.91	71,530.91
Department of Transportation		1006119 - 73rd Ave Connect to Transit	(162,206.73)	-	(162,206.73)	-	(162,206.73)	(162,206.73)
Department of Transportation		1006182 - ATP 7th St. Connect	382,898.62	-	382,898.62	-	382,898.62	382,898.62
Department of Transportation		1006205 - Inter Term Coliseum BART	(109,645.62)	-	(109,645.62)	-	(109,645.62)	(109,645.62)
Department of Transportation		1006217 - 8th St Traffic Calming	(24,312.90)	-	-	-	-	0.00
Department of Transportation		1006218 - LOUISE-UNION-POPLAR ST. REHAB.	(104,202.52)	-	-	-	-	0.00
Department of Transportation		1006255 - WOOD ST PVMNT REHAB	(20,941.30)	-	-	-	-	0.00
Department of Transportation		1006266 - MLK 52ND ST PAVING	(21,813.03)	-	-	-	-	0.00
Department of Transportation		1006298 - CITYWIDE CURB RAMPS FOR PAVING	-	-	-	-	-	0.00
Department of Transportation		1006302 - W Oak Cmty Action Plan Impl	234,434.45	5,670.00	-	-	-	5,670.00
Department of Transportation		1006308 - CTYWD CURB RAMPS RPR 22-24	(1,251.16)	-	(1,251.16)	-	(1,251.16)	(1,251.16)
Department of Transportation		1006309 - 3YP 2022 LCL ST. REHAB	(298,098.98)	69.85	-	-	-	69.85
Department of Transportation		1006337 - CW PVMNT REHAB 2022A	-	-	-	-	-	0.00
Department of Transportation		1006489 - TELGRPH AV CSP-52ND ST CTY LMT	(2,709.76)	-	(2,709.76)	-	(2,709.76)	(2,709.76)
Department of Transportation		1006513 - CITY TRS & ETBLE SIDEWALK 2023	(18,703.88)	-	(18,703.88)	-	(18,703.88)	(18,703.88)
Department of Transportation		1006516 - SMNRY AVE FOOTHILL BLVD	(83,311.20)	-	(83,311.20)	-	(83,311.20)	(83,311.20)
Department of Transportation		1006569 - 5YP EBMUD COST SHARE PAVING JV	(70,679.72)	-	-	-	-	0.00
Department of Transportation		1006572 - ATP 7TH ST & EONBR	590,602.55	399,187.66	590,602.55	-	590,602.55	989,790.21
Department of Transportation		1006578 - CLSM-ARPRT LOC.ST.PAV.22	(99,401.32)	-	-	-	-	0.00
Department of Transportation		1006598 - 5YP LOCAL STREETS REHAB.	(211,199.09)	-	-	-	-	0.00
Department of Transportation		1006633 - LCL ST DSGN CTYWD PVMNT RHBLT	(138,339.30)	-	-	-	-	0.00
Department of Transportation		1006973 - 2023-24 CLISM IND.ST PVMNT REH	69,569.66	407,810.79	69,569.66	-	69,569.66	477,380.45
Department of Transportation		1006999 - MS2023 DOWNTOWN STREETS	(70,636.24)	-	(70,636.24)	-	(70,636.24)	(70,636.24)
Department of Transportation		1007066 - EAST OAKLAND HILLS-2023 C	(488.22)	-	(488.22)	-	(488.22)	(488.22)
Department of Transportation		1007067 - NORTH OAKLAND HILLS- 2023 E	(43,986.82)	-	(43,986.82)	-	(43,986.82)	(43,986.82)
Department of Transportation	5335 - Measure KK: Infrastructure Series 2022C-1 (Tax Exempt) Total		(15,201,922.57)	819,780.25	(865,013.28)	-	(865,013.28)	(45,233.03)

DEPARTMENT NAME	Fund - Fund Desc	Proj - Proj Desc	Available P12-24	Approved Enc CF	Recommend Project CF - Phase 1	Recommended Project CF - Phase 2	Total Recommended Project CF	Total Approved (Encumb CF + Project CF)
Department of Transportation	5337 - Measure KK: Serie	1000820 - BR RETROFIT-LEIMERT	(113,844.77)	-	(113,844.77)	-	(113,844.77)	(113,844.77)
Department of Transportation		1003233 - ATP CYCLE 2 TELEGRAPH-GRANT	(75,632.43)	-	(75,632.43)	-	(75,632.43)	(75,632.43)
Department of Transportation		1004836 - LAKESIDE FAMILY STREETS LS&R	626,396.10	-	626,396.10	-	626,396.10	626,396.10
Department of Transportation		1005420 - P1001293 LS&R CTY ST RESRFACNG	(14,028.18)	-	-	(14,028.18)	(14,028.18)	(14,028.18)
Department of Transportation		1006103 - CW PVMINT REHAB 2021A	(90,472.16)	-	(90,472.16)	-	(90,472.16)	(90,472.16)
Department of Transportation		1006489 - TELGRPH AV CSP-52ND ST CTY LMT	(13,060.38)	-	(13,060.38)	-	(13,060.38)	(13,060.38)
Department of Transportation		1006985 - 5YP CLVLND HGHTS LCL ST. RHB.	(26,148.20)	-	(26,148.20)	-	(26,148.20)	(26,148.20)
Department of Transportation		1007238 - 5YP EASTLAKE LCL ST REHAB	(3,252.93)	-	(3,252.93)	-	(3,252.93)	(3,252.93)
Department of Transportation		1007351 - LAMMPS PHASE 2 RICHARD RD-SEMI	615,000.00	-	615,000.00	-	615,000.00	615,000.00
Department of Transportation	5337 - Measure KK: Series 2023 GOB Total		904,957.05	-	918,985.23	(14,028.18)	904,957.05	904,957.05
Department of Transportation	5610 - Central District Pr	1000131 - SAN PABLO STSCPE 5610-C194977	1,333.49	-	1,333.49	-	1,333.49	1,333.49
Department of Transportation	5610 - Central District Projects Total		1,333.49	-	1,333.49	-	1,333.49	1,333.49
Department of Transportation	5613 - Central District: Tj	1000842 - CENTRAL DIST PARKG FAC IMPROV	222,917.29	-	222,917.29	-	222,917.29	222,917.29
Department of Transportation		1001617 - CITY CENTER WEST GARAGE	9,768.46	-	-	-	-	0.00
Department of Transportation	5613 - Central District: TA Bonds Series 2009T Total		232,685.75	-	222,917.29	-	222,917.29	222,917.29
Department of Transportation	5999 - Miscellaneous Cap	1003826 - 12th ST. PARCEL ENA 5999	(594.85)	-	-	-	-	0.00
Department of Transportation		1004352 - OAK A'S HOWARD SITE PEP 5999	(1,519,976.87)	5,236.72	-	-	-	5,236.72
Department of Transportation	5999 - Miscellaneous Capital Projects Total		(1,520,571.72)	5,236.72	-	-	-	5,236.72
Department of Transportation	7760 - Grant Clearing	1000689 - PWA DESIGN - ADMINSTRATION	(3,808,875.98)	-	-	-	-	0.00
Department of Transportation		1003336 - DOT OVERHEAD CLEARING	1,483.35	40,081.80	-	-	-	40,081.80
Department of Transportation		1003340 - DOT PROJ CLEARING	-	-	-	-	-	0.00
Department of Transportation		1003469 - DP350 Administrative Project	-	-	-	-	-	0.00
Department of Transportation	7760 - Grant Clearing Total		(3,807,392.63)	40,081.80	-	-	-	40,081.80
Department of Transportation Total			18,603,187.30	6,298,846.69	24,623,463.39	6,822,068.02	31,445,531.41	37,744,378.10

DEPARTMENT NAME	Fund - Fund Desc	Proj - Proj Desc	Available P12-24	Approved Enc CF	Recommend Project CF - Phase 1	Recommended Project CF - Phase 2	Total Recommended Project CF	Total Approved (Encumb CF + Project CF)
Department of Violence Prevention	1010 - General Fund: Ger	1003738 - DP700 Administrative Project	-	12,020.33		-	-	12,020.33
Department of Violence Prevention		1004368 - Urbn Stragties Cncl-DVP Conslt	74.21	-		-	-	0.00
Department of Violence Prevention		1005653 - GPF 22-23 CONTRACT GV EMPLOYMENT	25,228.29	-		-	-	0.00
Department of Violence Prevention		1005660 - MZ21-22 CONTRACT CMTY HEALING	-	35,987.00		-	-	35,987.00
Department of Violence Prevention		1005661 - GPF 22-23 CONTRACT CMTY HEALING	-	49,425.43		-	-	49,425.43
Department of Violence Prevention		1006041 - City Council Community Grants	100,607.28	-		-	-	0.00
Department of Violence Prevention		1006367 - Reimagining Public Safety	1,758,394.92	-		-	-	0.00
Department of Violence Prevention		1006423 - RIPS 22-23 School Vip	15,015.16	-		-	-	0.00
Department of Violence Prevention		1006424 - RIPS 22-23 GBV Crisis Response	-	-		-	-	0.00
Department of Violence Prevention		1006425 - RIPS 22-23 GBV Housing	-	-		-	-	0.00
Department of Violence Prevention		1006426 - RIPS 22-23 GBV Wrap Around S.	-	-		-	-	0.00
Department of Violence Prevention		1006427 - RIPS 22-23 Comm. Healing NCT	-	4,118.58		-	-	4,118.58
Department of Violence Prevention		1006428 - RIPS 22-23 Comm. Healing TN	-	-		-	-	0.00
Department of Violence Prevention		1006429 - RIPS 22-23 Comm. Healing R.Act	-	-		-	-	0.00
Department of Violence Prevention		1006430 - RIP 22-23 Comm. Healing T. S.	-	20,985.11		-	-	20,985.11
Department of Violence Prevention		1006431 - RIP 22-23 Comm. Healing CB&MG	-	40,081.10		-	-	40,081.10
Department of Violence Prevention		1006478 - Community Youth Dev. Mentor.	9,760.80	43,290.78		-	-	43,290.78
Department of Violence Prevention		1006493 - RIPS 22-23 GV Youth Employ	-	-		-	-	0.00
Department of Violence Prevention		1006494 - RIPS 22-23 GV Adult Employment	-	-		-	-	0.00
Department of Violence Prevention		1006518 - DVP Infrastructure	14,123.98	4,099.21		-	-	4,099.21
Department of Violence Prevention		1006820 - RIPS 23-24 CAPACITY BUILDING	34,251.09	-		-	-	0.00
Department of Violence Prevention		1006821 - RIPS 23-24 COMM. HEALING CB&MG	-	19,416.06		-	-	19,416.06
Department of Violence Prevention		1006822 - RIPS 23-24 COMM. HEALING NCT	-	-		-	-	0.00
Department of Violence Prevention		1006823 - RIPS 23-24 COMM. HEALING R.ACT	-	-		-	-	0.00
Department of Violence Prevention		1006826 - RIPS 23-24 SCHOOL VIP	-	113,813.19		-	-	113,813.19
Department of Violence Prevention		1006828 - RIPS 23-24 GV ADULT EMPLOYMENT	-	-		-	-	0.00
Department of Violence Prevention		1006829 - RIPS 23-24 GBV CRISIS RESPONSE	-	62,500.00		-	-	62,500.00
Department of Violence Prevention		1006830 - RIPS 23-24 GBV HOUSING	-	-		-	-	0.00
Department of Violence Prevention		1006831 - RIPS 23-24 GBV WRAP AROUND S.	-	136,385.72		-	-	136,385.72
Department of Violence Prevention		1007121 - GBV SEX TRAFFICKING	300,000.00	-		-	-	0.00
Department of Violence Prevention		1007245 - GROUP AND GUN VIOLENCE	-	-		-	-	0.00
Department of Violence Prevention		1007417 - CH HEALING R.ACT	59,999.00	1.00		-	-	1.00
Department of Violence Prevention		1007418 - CH NBHD AND CMTY TEAMS	138,570.68	1.00		-	-	1.00
Department of Violence Prevention		1007419 - CH THERAPEUTIC SUPPORT	16,667.00	-		-	-	0.00
Department of Violence Prevention		1007420 - CH TOWN NIGHTS	2,180.68	9.00		-	-	9.00
Department of Violence Prevention		1007424 - GBV EMPLOYMENT	-	70,000.00		-	-	70,000.00
Department of Violence Prevention		1007435 - GV VIOLENCE INTERRUPTION	19,000.00	-		-	-	0.00
Department of Violence Prevention		1007437 - GV YOUTH EMPLOYMENT	-	-		-	-	0.00
Department of Violence Prevention		1010 - General Fund: General Purpose Total	2,493,873.09	612,133.51		-	-	612,133.51
Department of Violence Prevention		2071 - CARES Act Relief F	1005404 - CARES Community Health	0.16	-	0.16	-	0.16
Department of Violence Prevention		2071 - CARES Act Relief Fund Total	0.16	-	0.16	-	0.16	0.16
Department of Violence Prevention		2108 - HUD-CDBG	1005885 - DVP-CDBG FUNDING	-	-	-	-	0.00
Department of Violence Prevention		2108 - HUD-CDBG Total	-	-	-	-	-	0.00
Department of Violence Prevention		2112 - Department of Jus	1005116 - HSD - OJDP-2nd Chance Act	(12,354.45)	-	(12,354.45)	-	(12,354.45)
Department of Violence Prevention			1005974 - CORONAVIRUS EMERGENCY FUNDING	8,150.00	-	8,150.00	-	8,150.00
Department of Violence Prevention			1006291 - BCJI 21-24	54,532.71	-	54,532.71	-	54,532.71
Department of Violence Prevention			1006521 - Byrne 2023-2024	46,384.16	-	46,384.16	-	46,384.16
Department of Violence Prevention			1007408 - OJDP FY23 ENHANCE SCHOOL CAP	532,149.28	406,748.70	532,149.28	-	938,897.98
Department of Violence Prevention		2112 - Department of Justice Total	628,861.70	406,748.70	628,861.70	-	628,861.70	1,035,610.40
Department of Violence Prevention		2152 - California Board of	1004504 - CDCR GSW 20-21	2,367.69	-	2,367.69	-	2,367.69
Department of Violence Prevention			1004505 - CDCR GSW 20-21 CALTRANS	38,454.00	-	38,454.00	-	38,454.00
Department of Violence Prevention			1005670 - CDCR GSW 22-23	2,615.16	53,522.38	2,615.16	-	56,137.54
Department of Violence Prevention			1005671 - CDCR GSW 21-22 CALTRANS	1,302,912.00	-	1,302,912.00	-	1,302,912.00
Department of Violence Prevention			1005672 - CDCR GSW 22-23 CALTRANS	-	524,784.00	-	-	524,784.00
Department of Violence Prevention			1005673 - DVP-CAL VIP 2021	50,945.66	102,878.45	50,945.66	-	153,824.11
Department of Violence Prevention			1005675 - CDCR GSW 21-22	31,792.42	-	31,792.42	-	31,792.42
Department of Violence Prevention			1006525 - CALVIP 22-25	3,250,884.02	382,258.92	3,250,884.02	-	3,633,142.94
Department of Violence Prevention			1006819 - CDCR GSW 23-24	-	-	-	-	0.00
Department of Violence Prevention			1007406 - CALVIP FY23-25 MENTAL HEALTH	9,174.00	-	9,174.00	-	9,174.00
Department of Violence Prevention		2152 - California Board of Corrections Total	4,689,144.95	1,063,443.75	4,689,144.95	-	4,689,144.95	5,752,588.70

DEPARTMENT NAME	Fund - Fund Desc	Proj - Proj Desc	Available P12-24	Approved Enc CF	Recommend Project CF - Phase 1	Recommended Project CF - Phase 2	Total Recommended Project CF	Total Approved (Encumb CF + Project CF)
Department of Violence Prevention	2159 - State of California	1006529 - OAKLAND FORWARD 2159	73,109.00	24,167.94	73,109.00	-	73,109.00	97,276.94
Department of Violence Prevention	2159 - State of California Other Total		73,109.00	24,167.94	73,109.00	-	73,109.00	97,276.94
Department of Violence Prevention	2160 - County of Alameda	1007575 - FY25 ACPD PROBATION TOWNNIGHTS	(279,845.89)	-	(279,845.89)	-	(279,845.89)	(279,845.89)
Department of Violence Prevention	2160 - County of Alameda: Grants Total		(279,845.89)	-	(279,845.89)	-	(279,845.89)	(279,845.89)
Department of Violence Prevention	2251 - Measure Y: Public	1004492 - MZ20-21 CONTRACT GBV CSEC	3,087.50	-	-	-	-	0.00
Department of Violence Prevention	2251 - Measure Y: Public Safety Act 2004 Total		3,087.50	-	-	-	-	0.00
Department of Violence Prevention	2252 - Measure Z - Violen	1001362 - MEASURE Z EVALUATION	92,196.16	-	92,196.16	-	92,196.16	92,196.16
Department of Violence Prevention		1001372 - MEAS Z VIOL PREV FY15-16	3,911.31	-	3,911.31	-	3,911.31	3,911.31
Department of Violence Prevention		1004313 - MZ SERVICE PRIOR YEAR RESERVE	1,193,201.58	12,454.59	1,193,201.58	-	1,193,201.58	1,205,656.17
Department of Violence Prevention		1004447 - MZ19-20 ADMIN	1,973.00	-	1,973.00	-	1,973.00	1,973.00
Department of Violence Prevention		1004448 - MZ19-20 CONTRACT YTH COACH DIV	64,750.00	-	64,750.00	-	64,750.00	64,750.00
Department of Violence Prevention		1004457 - MZ19-20 CONTRACT CMTY HEALING	34,666.67	-	34,666.67	-	34,666.67	34,666.67
Department of Violence Prevention		1004462 - MZ19-20 STAFF GV COACHING	7,500.00	-	7,500.00	-	7,500.00	7,500.00
Department of Violence Prevention		1004485 - MZ20-21 ADMIN	2,990.38	-	2,990.38	-	2,990.38	2,990.38
Department of Violence Prevention		1004486 - MZ20-21 CONTRACT YTH COACH DIV	356,140.23	-	356,140.23	-	356,140.23	356,140.23
Department of Violence Prevention		1004487 - MZ20-21 CONTRACT YOUTH EMPLOY	57,709.67	0.01	57,709.67	-	57,709.67	57,709.68
Department of Violence Prevention		1004488 - MZ20-21 CONTRACT GV COACHING	98,841.12	-	98,841.12	-	98,841.12	98,841.12
Department of Violence Prevention		1004490 - MZ20-21 CONTRACT GV CRISIS INT	22,923.53	-	22,923.53	-	22,923.53	22,923.53
Department of Violence Prevention		1004492 - MZ20-21 CONTRACT GBV CSEC	(107,226.45)	-	(107,226.45)	-	(107,226.45)	(107,226.45)
Department of Violence Prevention		1004495 - MZ20-21 CONTRACT CMTY HEALING	46,629.58	-	46,629.58	-	46,629.58	46,629.58
Department of Violence Prevention		1004498 - MZ20-21 STAFF CMTY HEALING	14,874.00	-	14,874.00	-	14,874.00	14,874.00
Department of Violence Prevention		1004500 - MZ20-21 STAFF GV COACHING	25,536.00	-	25,536.00	-	25,536.00	25,536.00
Department of Violence Prevention		1005363 - DVP Implementation	420,278.25	2,350.00	420,278.25	-	420,278.25	422,628.25
Department of Violence Prevention		1005422 - MZ 20-21 CNTRCT TRNG & CPCITY	19,050.18	-	19,050.18	-	19,050.18	19,050.18
Department of Violence Prevention		1005644 - MZ 21-22 ADMIN	33,618.51	-	33,618.51	-	33,618.51	33,618.51
Department of Violence Prevention		1005645 - MZ 22-23 ADMIN	299,955.51	9,335.00	299,955.51	-	299,955.51	309,290.51
Department of Violence Prevention		1005646 - MZ21-22 CONTRACT YTH COACH DIV	22,338.96	-	22,338.96	-	22,338.96	22,338.96
Department of Violence Prevention		1005647 - MZ22-23 CONTRACT YTH COACH DIV	137,245.40	-	137,245.40	-	137,245.40	137,245.40
Department of Violence Prevention		1005648 - MZ21-22 CONTRACT YOUTH EMPLOY	3,373.00	-	3,373.00	-	3,373.00	3,373.00
Department of Violence Prevention		1005649 - MZ22-23 CONTRACT YOUTH EMPLOY	621,482.00	-	621,482.00	-	621,482.00	621,482.00
Department of Violence Prevention		1005650 - MZ21-22 CONTRACT GV COACHING	37,602.52	-	37,602.52	-	37,602.52	37,602.52
Department of Violence Prevention		1005651 - MZ22-23 CONTRACT GV COACHING	156,735.02	8,906.34	156,735.02	-	156,735.02	165,641.36
Department of Violence Prevention		1005652 - MZ21-22 CONTRACT GV EMPLOYMENT	11,200.05	-	11,200.05	-	11,200.05	11,200.05
Department of Violence Prevention		1005654 - MZ21-22 CONTRACT GV CRISIS INT	(288.21)	-	(288.21)	-	(288.21)	(288.21)
Department of Violence Prevention		1005655 - MZ22-23 CONTRACT GV CRISIS INT	18,818.82	-	18,818.82	-	18,818.82	18,818.82
Department of Violence Prevention		1005656 - MZ21-22 CONTRACT GBV CSEC	19,858.76	-	19,858.76	-	19,858.76	19,858.76
Department of Violence Prevention		1005660 - MZ21-22 CONTRACT CMTY HEALING	16,589.53	-	16,589.53	-	16,589.53	16,589.53
Department of Violence Prevention		1005664 - MZ21-22 STAFF CMTY HEALING	14,874.00	-	14,874.00	-	14,874.00	14,874.00
Department of Violence Prevention		1005665 - MZ 22-23 STAFF CMTY HEALING	13,174.16	-	13,174.16	-	13,174.16	13,174.16
Department of Violence Prevention		1005666 - MZ 21-22 STAFF GV COACHING	25,536.00	-	25,536.00	-	25,536.00	25,536.00
Department of Violence Prevention		1005667 - MZ 22-23 STAFF GV COACHING	59,996.01	-	59,996.01	-	59,996.01	59,996.01
Department of Violence Prevention		1005668 - MZ 21-22 STAFF GV COORDINATOR	188,705.73	-	188,705.73	-	188,705.73	188,705.73
Department of Violence Prevention		1005669 - MZ 22-23 STAFF GV COORDINATOR	10,448.60	-	10,448.60	-	10,448.60	10,448.60
Department of Violence Prevention		1006801 - MZ23-24 ADMIN	186,461.25	55.33	186,461.25	-	186,461.25	186,516.58
Department of Violence Prevention		1006805 - MZ23-24 CONTRACT GV COACHING	114,596.48	-	114,596.48	-	114,596.48	114,596.48
Department of Violence Prevention		1006806 - MZ23-24 CONTRACT GV CRISIS INT	77,858.06	-	77,858.06	-	77,858.06	77,858.06
Department of Violence Prevention		1006808 - MZ23-24 CONTRACT YTH COACH DIV	135,994.10	-	135,994.10	-	135,994.10	135,994.10
Department of Violence Prevention		1006809 - MZ23-24 CONTRACT YOUTH EMPLOY	112,500.03	-	112,500.03	-	112,500.03	112,500.03
Department of Violence Prevention		1007245 - GROUP AND GUN VIOLENCE	-	-	-	-	-	0.00
Department of Violence Prevention		1007246 - GENDER-BASED VIOLENCE	-	-	-	-	-	0.00
Department of Violence Prevention		1007248 - SCHOOL VIOLENCE INTERVENTION	0.02	-	0.02	-	0.02	0.02
Department of Violence Prevention		1007421 - GBV 24 HR BEDSIDE ADVOCACY	12,789.24	81,788.98	12,789.24	-	12,789.24	94,578.22
Department of Violence Prevention		1007422 - GBV 24 HR HOTLINES	-	130,160.48	-	-	-	130,160.48
Department of Violence Prevention		1007423 - GBV EMERGENCY SHELTER	-	76,454.03	-	-	-	76,454.03
Department of Violence Prevention		1007425 - GBV LEGAL ADVOCACY	-	26,736.59	-	-	-	26,736.59
Department of Violence Prevention		1007426 - GBV LIFE COACHING	-	-	-	-	-	0.00
Department of Violence Prevention		1007427 - GBV SAFE SPACE ALTERNATIVES	-	11,016.55	-	-	-	11,016.55
Department of Violence Prevention		1007428 - GBV THERAPEUTIC SUPPORT	0.50	59,965.74	0.50	-	0.50	59,966.24
Department of Violence Prevention		1007429 - GBV TRANSITIONAL HOUSING	-	-	-	-	-	0.00
Department of Violence Prevention		1007430 - GV ADULT EMPLOYMENT	-	595.00	-	-	-	595.00
Department of Violence Prevention		1007431 - GV ADULT LIFE COACHING	50,847.82	21,107.51	50,847.82	-	50,847.82	71,955.33

DEPARTMENT NAME	Fund - Fund Desc	Proj - Proj Desc	Available P12-24	Approved Enc CF	Recommend Project CF - Phase 1	Recommended Project CF - Phase 2	Total Recommended Project CF	Total Approved (Encumb CF + Project CF)
Department of Violence Prevention	2252 - Measure Z - Violence	1007432 - GV EMERGENCY TEMP RELOCATION	(11,146.36)	11,146.36	(11,146.36)	-	(11,146.36)	0.00
Department of Violence Prevention		1007433 - GV FAMILY SUPPORT	20,194.66	-	20,194.66	-	20,194.66	20,194.66
Department of Violence Prevention		1007434 - GV HOSPITAL-BASED INTERVENTION	5,831.96	-	5,831.96	-	5,831.96	5,831.96
Department of Violence Prevention		1007435 - GV VIOLENCE INTERRUPTION	105,679.34	4.00	105,679.34	-	105,679.34	105,683.34
Department of Violence Prevention		1007436 - GV YOUTH DIVERSION	0.19	2.00	0.19	-	0.19	2.19
Department of Violence Prevention		1007437 - GV YOUTH EMPLOYMENT	-	50,000.00	-	-	-	50,000.00
Department of Violence Prevention		1007438 - GV YOUTH LIFE COACHING	13,977.69	1.00	13,977.69	-	13,977.69	13,978.69
Department of Violence Prevention		1007439 - SVIP RESTORATIVE JUSTICE	-	-	-	-	-	0.00
Department of Violence Prevention		1007440 - SVIP GBV SPECIALIST	-	82,258.08	-	-	-	82,258.08
Department of Violence Prevention		1007441 - SVIP LIFE COACHING	0.33	6,000.00	0.33	-	0.33	6,000.33
Department of Violence Prevention		1007442 - SVIP VIOLENCE INTERRUPTERS	(273,125.00)	273,125.00	(273,125.00)	-	(273,125.00)	0.00
Department of Violence Prevention	2252 - Measure Z - Violence Prevention and Public Safety Act of 2014 Total		4,599,669.89	863,462.59	4,599,669.89	-	4,599,669.89	5,463,132.48
Department of Violence Prevention	2994 - Social Services Grants	1000565 - HSD-OAKLAND UNITE DONATION	46,170.27	-	46,170.27	-	46,170.27	46,170.27
Department of Violence Prevention		1000566 - LAMPERT CEASEFIRE DONATION	24,467.23	-	24,467.23	-	24,467.23	24,467.23
Department of Violence Prevention		1005164 - East Bay Community Foundation	12,673.15	-	12,673.15	-	12,673.15	12,673.15
Department of Violence Prevention		1006520 - Gilead 2022-2025	342,412.22	20,000.00	342,412.22	-	342,412.22	362,412.22
Department of Violence Prevention	2994 - Social Services Grants Total		425,722.87	20,000.00	425,722.87	-	425,722.87	445,722.87
Department of Violence Prevention Total			12,633,623.27	2,989,956.49	10,136,662.68	-	10,136,662.68	13,126,619.17
Department of Workplace and Employment Standards	1010 - General Fund: Ger	1000123 - MEASURE FF EDUCATION	103,710.70	7,418.05	-	-	-	7,418.05
Department of Workplace and Employment Standards	Standard	1005377 - DP670 Administrative Project	-	100,008.32	-	-	-	100,008.32
Department of Workplace and Employment Standards	1010 - General Fund: General Purpose Total		103,710.70	107,426.37	-	-	-	107,426.37
Department of Workplace and Employment Standards	5671 - OBRA: Leasing & Utility	1000036 - WO RESRCE CTR 5671-P465130	114,834.65	-	-	-	-	0.00
Department of Workplace and Employment Standards	Standard	1004290 - OAK ARMY BASE PNLTY COLCTN	351,678.28	-	-	-	-	0.00
Department of Workplace and Employment Standards	5671 - OBRA: Leasing & Utility Total		466,512.93	-	-	-	-	0.00
Department of Workplace and Employment Standard Total			570,223.63	107,426.37	-	-	-	107,426.37
Economic and Workforce Development Department	1010 - General Fund: Ger	1000019 - DP850 Administrative Project	-	12,523.84	-	-	-	12,523.84
Economic and Workforce Development Department	Standard	1000021 - DP900 Administrative Project	-	-	-	-	-	0.00
Economic and Workforce Development Department	Standard	1000035 - WO RESRCE CTR 1010-P465110	-	-	-	-	-	0.00
Economic and Workforce Development Department	Standard	1000105 - CANNABIS COOPERATIVE	310,785.18	-	-	-	-	0.00
Economic and Workforce Development Department	Standard	1000147 - BUS IMPV DIST-NCR 1010-C138410	164,545.19	-	-	-	-	0.00
Economic and Workforce Development Department	Standard	1000166 - CULTL ATS GNT FND 1010-P385310	-	-	-	-	-	0.00
Economic and Workforce Development Department	Standard	1000167 - DAY LABORERS 1010-A139610	-	-	-	-	-	0.00
Economic and Workforce Development Department	Standard	1000174 - FORN TRD ZN 1010-P389610	-	7,863.34	-	-	-	7,863.34
Economic and Workforce Development Department	Standard	1000185 - MERCH ORG-SHP OAK 1010-P275310	35,130.00	-	-	-	-	0.00
Economic and Workforce Development Department	Standard	1000187 - MSJP GPF 1010-P474710	72,787.00	1,117.50	-	-	-	1,117.50
Economic and Workforce Development Department	Standard	1000235 - SURP PROP 1010-P47010	309.90	1,762.95	-	-	-	1,762.95
Economic and Workforce Development Department	Standard	1001537 - BUS RAPID TRANSIT 1010	267,448.78	-	-	-	-	0.00
Economic and Workforce Development Department	Standard	1004274 - CANNABIS ACTIVITY APPLICATIONS	14,758.35	-	-	-	-	0.00
Economic and Workforce Development Department	Standard	1005375 - BLACK ARTS DISTRICT 1010	200,000.00	-	-	50,000.00	50,000.00	50,000.00
Economic and Workforce Development Department	Standard	1005379 - WORKFORCE TRAINING SVCS 1010	-	4,075.77	-	-	-	4,075.77
Economic and Workforce Development Department	Standard	1005970 - LAKE MERRITT HEALTH & SAFETY	3,531.95	-	-	-	-	0.00
Economic and Workforce Development Department	Standard	1005994 - MAY/JUN YOUTH SUMMER JOBS	-	-	-	-	-	0.00
Economic and Workforce Development Department	Standard	1006027 - SMALL BIZ ASST/FIP/TIP 1010	500,000.00	-	-	-	-	0.00
Economic and Workforce Development Department	Standard	1006028 - WORKFORCE DEV SERVICES 1010	265,174.02	-	-	-	-	0.00
Economic and Workforce Development Department	Standard	1006161 - CAMERAS - BIZ CORR 1010-85242	150,000.00	-	150,000.00	-	150,000.00	150,000.00
Economic and Workforce Development Department	Standard	1006438 - EWDD CUBICLE & CARPETING 1010	0.01	-	-	-	-	0.00
Economic and Workforce Development Department	Standard	1006467 - JOB READINESS PROGRAMS 1010	671,782.64	-	671,782.64	-	671,782.64	671,782.64
Economic and Workforce Development Department	Standard	1006470 - LITTLE SAIGON BIZ SUPPORT 1010	10,000.00	-	-	-	-	0.00
Economic and Workforce Development Department	Standard	1006471 - BID FEASIBILITY SUPPOT 1010	87,950.00	-	-	87,950.00	87,950.00	87,950.00
Economic and Workforce Development Department	Standard	1006473 - PERMIT VENDOR MKT / LAKE 1010	-	-	-	-	-	0.00
Economic and Workforce Development Department	Standard	1006797 - ROADTRIP NATION 1010	-	-	-	-	-	0.00
Economic and Workforce Development Department	Standard	1006855 - 2022 SAFE HOLIDAY SHOP 1010	-	-	-	-	-	0.00
Economic and Workforce Development Department	Standard	1007016 - SPECIAL ACT. VEHICLE 1010	-	3,489.22	-	-	-	3,489.22
Economic and Workforce Development Department	Standard	1007109 - BIZ CORR CMMTY AMBASSADOR 1010	-	-	-	-	-	0.00
Economic and Workforce Development Department	Standard	1007114 - REAL ESTATE APPRAISALS 1010	50,000.00	-	-	-	-	0.00
Economic and Workforce Development Department	Standard	1007117 - PLAZA ACTIVATION 1010	5,403.93	-	-	-	-	0.00
Economic and Workforce Development Department	Standard	1007147 - ACTIVATE OAKLAND 1010	43,400.00	-	43,400.00	-	43,400.00	43,400.00
Economic and Workforce Development Department	1010 - General Fund: General Purpose Total		2,853,006.95	30,832.62	865,182.64	137,950.00	1,003,132.64	1,033,965.26

DEPARTMENT NAME	Fund - Fund Desc	Proj - Proj Desc	Available P12-24	Approved Enc CF	Recommend Project CF - Phase 1	Recommended Project CF - Phase 2	Total Recommended Project CF	Total Approved (Encumb CF + Project CF)
Economic and Workforce Development Department	1030 - Measure HH (SSBD 1003817 - MSR HH-HEALTHY KIDS PRGM		175,423.25	-	-	-	-	0.00
Economic and Workforce Development Department	1030 - Measure HH (SSBDT) Total		175,423.25	-	-	-	-	0.00
Economic and Workforce Development Department	1610 - Successor Redevel	1000117 - SUCCESSOR AGENCY PROJECT	-	271.76	-	-	-	271.76
Economic and Workforce Development Department	1610 - Successor Redevelopment Agency Reimbursement Fund Total		-	271.76	-	-	-	271.76
Economic and Workforce Development Department	1710 - Recycling Program	1000019 - DP850 Administrative Project	-	65.49	-	-	-	65.49
Economic and Workforce Development Department	1710 - Recycling Program Total		-	65.49	-	-	-	65.49
Economic and Workforce Development Department	1750 - Multipurpose Rese	1001416 - TELEGRAPH PLAZA	10,100.00	-	-	-	-	0.00
Economic and Workforce Development Department	1750 - Multipurpose Reserve Total		10,100.00	-	-	-	-	0.00
Economic and Workforce Development Department	1770 - Telecommunicatio	1000019 - DP850 Administrative Project	-	7,968.27	-	-	-	7,968.27
Economic and Workforce Development Department	1770 - Telecommunications Land Use Total		-	7,968.27	-	-	-	7,968.27
Economic and Workforce Development Department	1832 - Coliseum Project A	0000000 - UNDETERMINED PROJECT	-	-	-	-	-	0.00
Economic and Workforce Development Department	1832 - Coliseum Project Area Loans Total		-	-	-	-	-	0.00
Economic and Workforce Development Department	1870 - Affordable Housing	1000019 - DP850 Administrative Project	-	-	-	-	-	0.00
Economic and Workforce Development Department	1870 - Affordable Housing Trust Fund Total		-	-	-	-	-	0.00
Economic and Workforce Development Department	2071 - CARES Act Relief F	1005392 - CARES Anti Displacement	-	0.01	-	-	-	0.01
Economic and Workforce Development Department	2071 - CARES Act Relief Fund Total		-	0.01	-	-	-	0.01
Economic and Workforce Development Department	2104 - Department of Co	1006386 - EDA ECON ADJUSTMENT ASST 2104	234,194.00	-	234,194.00	-	234,194.00	234,194.00
Economic and Workforce Development Department	2104 - Department of Commerce Total		234,194.00	-	234,194.00	-	234,194.00	234,194.00
Economic and Workforce Development Department	2108 - HUD-CDBG	1000188 - NCR PROJECT DEV 2108-G83200	(34,330.80)	17,165.40	(34,330.80)	-	(34,330.80)	(17,165.40)
Economic and Workforce Development Department	2108 - HUD-CDBG	1001417 - BUSINESS DEVE G01900	86,353.65	-	86,353.65	-	86,353.65	86,353.65
Economic and Workforce Development Department	2108 - HUD-CDBG	1006086 - EWD CDBG Delivery	-	-	-	-	-	0.00
Economic and Workforce Development Department	2108 - HUD-CDBG	1006328 - HUD CDBG EWD 2022-23 2108	4.00	-	4.00	-	4.00	4.00
Economic and Workforce Development Department	2108 - HUD-CDBG	1006870 - HUD CDBG EWD FY24	0.60	-	0.60	-	0.60	0.60
Economic and Workforce Development Department	2108 - HUD-CDBG Total		52,027.45	17,165.40	52,027.45	-	52,027.45	69,192.85
Economic and Workforce Development Department	2125 - Environmental Pro	1000190 - OAK BRNFLD PRJ 02 2125-G183830	11,941.50	-	11,941.50	-	11,941.50	11,941.50
Economic and Workforce Development Department	2125 - Environmental Protection Agency Total		11,941.50	-	11,941.50	-	11,941.50	11,941.50
Economic and Workforce Development Department	2129 - Trade Corridor Imp	1001336 - TCIF OHIT 2129-C470010	(470,984.64)	-	(470,984.64)	-	(470,984.64)	(470,984.64)
Economic and Workforce Development Department	2129 - Trade Corridor Improvement Fund (TCIF) State Grant Total		(470,984.64)	-	(470,984.64)	-	(470,984.64)	(470,984.64)
Economic and Workforce Development Department	2139 - California Departm	1005793 - TCC Black Cultural Zone 2139	389,232.48	-	389,232.48	-	389,232.48	389,232.48
Economic and Workforce Development Department	2139 - California Departm	1005794 - TCC Cypress Mandela Training	334,300.00	-	334,300.00	-	334,300.00	334,300.00
Economic and Workforce Development Department	2139 - California Departm	1005795 - TCC WOJRC 2139	407,700.00	-	407,700.00	-	407,700.00	407,700.00
Economic and Workforce Development Department	2139 - California Departm	1005796 - TCC WDB INDIRECT 2139	30,850.00	-	30,850.00	-	30,850.00	30,850.00
Economic and Workforce Development Department	2139 - California Department of Conservation Total		1,162,082.48	-	1,162,082.48	-	1,162,082.48	1,162,082.48
Economic and Workforce Development Department	2144 - California Housing	1000221 - PRP 1-C INFRT INF 2144-C464540	169,933.80	-	169,933.80	-	169,933.80	169,933.80
Economic and Workforce Development Department	2144 - California Housing	1001075 - PRP 1-C INFRT INF 2144-C464560	(110,171.27)	-	(110,171.27)	-	(110,171.27)	(110,171.27)
Economic and Workforce Development Department	2144 - California Housing	1001294 - SAN PABLO AVE STREETScape	27,311.00	-	27,311.00	-	27,311.00	27,311.00
Economic and Workforce Development Department	2144 - California Housing and Community Development Total		87,073.53	-	87,073.53	-	87,073.53	87,073.53
Economic and Workforce Development Department	2159 - State of California	1005311 - BCC State Grant	1,658.28	-	1,658.28	-	1,658.28	1,658.28
Economic and Workforce Development Department	2159 - State of California	1005453 - GO-BIZ GRANT	-	-	-	-	-	0.00
Economic and Workforce Development Department	2159 - State of California	1005676 - P2E DIRECT SERVICES GRANT 2159	22,770.99	-	22,770.99	-	22,770.99	22,770.99
Economic and Workforce Development Department	2159 - State of California	1005677 - P2E SUPPORT SERVICE GRANT 2159	64,522.00	-	64,522.00	-	64,522.00	64,522.00
Economic and Workforce Development Department	2159 - State of California	1006191 - BSCC 2021 GRANT 2159	134,394.29	-	134,394.29	-	134,394.29	134,394.29
Economic and Workforce Development Department	2159 - State of California	1006222 - GO-BIZ 2 GRANT 2159	54,165.02	-	54,165.02	-	54,165.02	54,165.02
Economic and Workforce Development Department	2159 - State of California	1006359 - LOCAL JURISDICTION GRANT 2159	2,281,233.21	165.10	2,281,233.21	-	2,281,233.21	2,281,398.31
Economic and Workforce Development Department	2159 - State of California	1006381 - GO-BIZ 3 GRANT 2159	0.02	-	0.02	-	0.02	0.02
Economic and Workforce Development Department	2159 - State of California	1006529 - OAKLAND FORWARD 2159	944,893.20	-	944,893.20	-	944,893.20	944,893.20
Economic and Workforce Development Department	2159 - State of California	1006980 - GO-BIZ 4 GRANT 2159	90,302.03	-	90,302.03	-	90,302.03	90,302.03
Economic and Workforce Development Department	2159 - State of California	1007161 - BSCC COHORT 3 GRANT 2159	2,830,708.96	-	2,830,708.96	-	2,830,708.96	2,830,708.96
Economic and Workforce Development Department	2159 - State of California	1007461 - LIIG 2159	185,693.92	-	185,693.92	-	185,693.92	185,693.92
Economic and Workforce Development Department	2159 - State of California Other Total		6,610,341.92	165.10	6,610,341.92	-	6,610,341.92	6,610,507.02

DEPARTMENT NAME	Fund - Fund Desc	Proj - Proj Desc	Available P12-24	Approved Enc CF	Recommend Project CF - Phase 1	Recommended Project CF - Phase 2	Total Recommended Project CF	Total Approved (Encumb CF + Project CF)
Economic and Workforce Development Department	2195 - Workforce Investm	1000021 - DPP900 Administrative Project	-	-	-	-	-	0.00
Economic and Workforce Development Department		1000024 - WIA PROGRAM DW 2195-G453398	176,378.41	1,134.51	176,378.41	-	176,378.41	177,512.92
Economic and Workforce Development Department		1000025 - WIA ADMIN DW 2195-G453399	103,962.88	-	103,962.88	-	103,962.88	103,962.88
Economic and Workforce Development Department		1000030 - WIA PRO SVC 13-14 2195-G474510	11,000.00	-	11,000.00	-	11,000.00	11,000.00
Economic and Workforce Development Department		1000031 - WIA PROGRAM RR 2195-G453898	132,591.43	53,912.29	132,591.43	-	132,591.43	186,503.72
Economic and Workforce Development Department		1000033 - WIA PROG YTH 2195-G453598	407,690.89	610.04	407,690.89	-	407,690.89	408,300.93
Economic and Workforce Development Department		1000243 - WIA PROGRAM ADULT 2195-G453498	(109,480.07)	2,199.75	(109,480.07)	-	(109,480.07)	(107,280.32)
Economic and Workforce Development Department		1000244 - WIA ADMIN ADULT 2195-G453499	62,338.04	-	62,338.04	-	62,338.04	62,338.04
Economic and Workforce Development Department		1000876 - WIA ADMIN YTH 2195-G453599	105,435.55	-	105,435.55	-	105,435.55	105,435.55
Economic and Workforce Development Department		1005381 - COVID IMPACTED INDV 2195	2,688.28	-	2,688.28	-	2,688.28	2,688.28
Economic and Workforce Development Department		1005382 - EMERGENCY ADDL ASSISTANCE 2195	60,291.17	-	60,291.17	-	60,291.17	60,291.17
Economic and Workforce Development Department		1005383 - EMPLOYMENT RECOVERY NDWG 2195	67,225.69	-	67,225.69	-	67,225.69	67,225.69
Economic and Workforce Development Department		1006146 - UNITY YTH FY21-22 2195	55,093.42	-	55,093.42	-	55,093.42	55,093.42
Economic and Workforce Development Department		1006147 - LAO AJCC AD 21-22 2195	19,414.11	-	19,414.11	-	19,414.11	19,414.11
Economic and Workforce Development Department		1006148 - LAO AJCC DW 21-22 2195	90,162.96	-	90,162.96	-	90,162.96	90,162.96
Economic and Workforce Development Department		1006149 - LAO YTH FY21-22 2195	13,448.40	-	13,448.40	-	13,448.40	13,448.40
Economic and Workforce Development Department		1006150 - CIVICPS YTH 21-22 2195	39,668.91	-	39,668.91	-	39,668.91	39,668.91
Economic and Workforce Development Department		1006151 - YEP YOUTH FY21-22 2195	95,536.67	-	95,536.67	-	95,536.67	95,536.67
Economic and Workforce Development Department		1006607 - OPIC AJCC AD 22-23 2195	49,561.85	-	49,561.85	-	49,561.85	49,561.85
Economic and Workforce Development Department		1006608 - OPIC AJCC DW 22-23 2195	45,262.21	-	45,262.21	-	45,262.21	45,262.21
Economic and Workforce Development Department		1006609 - OPIC OS OP AD 22-23 2195	35.12	-	35.12	-	35.12	35.12
Economic and Workforce Development Department		1006610 - OPIC OS OP DW 22-23 2195	53.63	-	53.63	-	53.63	53.63
Economic and Workforce Development Department		1006611 - OPIC EBW AD 22-23 2195	1,073.16	-	1,073.16	-	1,073.16	1,073.16
Economic and Workforce Development Department		1006612 - OPIC EBW DW 22-23 2195	1,072.20	-	1,072.20	-	1,072.20	1,072.20
Economic and Workforce Development Department		1006613 - OPIC EBW YTH FY 22-23 2195	1,072.21	-	1,072.21	-	1,072.21	1,072.21
Economic and Workforce Development Department		1006614 - OPIC COMP AD 22-23 2195	114,062.31	-	114,062.31	-	114,062.31	114,062.31
Economic and Workforce Development Department		1006615 - OPIC COMP DW 22-23 2195	129,178.09	-	129,178.09	-	129,178.09	129,178.09
Economic and Workforce Development Department		1006616 - UNITY AJCC AD 22-23 2195	15,372.63	-	15,372.63	-	15,372.63	15,372.63
Economic and Workforce Development Department		1006617 - UNITY AJCC DW 22-23 2195	55,143.28	-	55,143.28	-	55,143.28	55,143.28
Economic and Workforce Development Department		1006618 - UNITY YTH FY22-23 2195	27,846.75	-	27,846.75	-	27,846.75	27,846.75
Economic and Workforce Development Department		1006619 - LAO AJCC AD 22-23 2195	13,069.20	-	13,069.20	-	13,069.20	13,069.20
Economic and Workforce Development Department		1006620 - LAO AJCC DW 22-23 2195	14,069.09	-	14,069.09	-	14,069.09	14,069.09
Economic and Workforce Development Department		1006621 - LAO YTH FY22-23 2195	33,079.49	-	33,079.49	-	33,079.49	33,079.49
Economic and Workforce Development Department		1006622 - YEP YOUTH FY22-23 2195	-	-	-	-	-	0.00
Economic and Workforce Development Department		1006623 - MANDELA PARTNERS AD 22-23 2195	953.66	-	953.66	-	953.66	953.66
Economic and Workforce Development Department		1006624 - SUCCESS CENTERS AD 22-23 2195	58,397.00	-	58,397.00	-	58,397.00	58,397.00
Economic and Workforce Development Department		1006625 - SUCCESS CENTERS DW 22-23 2195	56,676.00	-	56,676.00	-	56,676.00	56,676.00
Economic and Workforce Development Department		1006626 - SWORDS2PLOW AD 22-23 2195	13,278.60	-	13,278.60	-	13,278.60	13,278.60
Economic and Workforce Development Department		1006627 - SWORDS2PLOW DW 22-23 2195	11,240.36	-	11,240.36	-	11,240.36	11,240.36
Economic and Workforce Development Department		1006628 - BCZ YOUTH FY22-23 2195	20,295.69	-	20,295.69	-	20,295.69	20,295.69
Economic and Workforce Development Department		1006630 - YOUTH UPRISING YTH 22-23 2195	31,453.46	-	31,453.46	-	31,453.46	31,453.46
Economic and Workforce Development Department		1006631 - WKFORCE ACCEL WAF 10.0 2195	(4.38)	-	(4.38)	-	(4.38)	(4.38)
Economic and Workforce Development Department		1007257 - OPIC AJCC AD 23-24 2195	83,554.48	-	83,554.48	-	83,554.48	83,554.48
Economic and Workforce Development Department		1007258 - OPIC AJCC DW 23-24 2195	78,966.77	-	78,966.77	-	78,966.77	78,966.77
Economic and Workforce Development Department		1007259 - OPIC OS OP AD 23-24 2195	1,791.10	-	1,791.10	-	1,791.10	1,791.10
Economic and Workforce Development Department		1007260 - OPIC OS OP DW 23-24 2195	1,532.60	-	1,532.60	-	1,532.60	1,532.60
Economic and Workforce Development Department		1007261 - OPIC EBW AD 23-24 2195	6,137.20	-	6,137.20	-	6,137.20	6,137.20
Economic and Workforce Development Department		1007262 - OPIC EBW DW 23-24 2195	6,134.29	-	6,134.29	-	6,134.29	6,134.29
Economic and Workforce Development Department		1007263 - OPIC EBW YTH FY 23-24 2195	6,130.25	-	6,130.25	-	6,130.25	6,130.25
Economic and Workforce Development Department		1007264 - OPIC COMP AD 23-24 2195	194,058.95	-	194,058.95	-	194,058.95	194,058.95
Economic and Workforce Development Department		1007265 - OPIC COMP DW 23-24 2195	277,404.24	-	277,404.24	-	277,404.24	277,404.24
Economic and Workforce Development Department		1007266 - LAO AJCC AD 23-24 2195	45,517.65	-	45,517.65	-	45,517.65	45,517.65
Economic and Workforce Development Department		1007267 - LAO AJCC DW 23-24 2195	45,083.06	-	45,083.06	-	45,083.06	45,083.06
Economic and Workforce Development Department		1007268 - LAO YTH FY23-24 2195	13,613.55	-	13,613.55	-	13,613.55	13,613.55
Economic and Workforce Development Department		1007269 - YEP YOUTH FY23-24 2195	197,353.23	-	197,353.23	-	197,353.23	197,353.23
Economic and Workforce Development Department		1007270 - MANDELA PARTNERS AD 23-24 2195	33,964.26	-	33,964.26	-	33,964.26	33,964.26
Economic and Workforce Development Department		1007271 - SWORDS2PLOW AD 23-24 2195	64,913.56	-	64,913.56	-	64,913.56	64,913.56
Economic and Workforce Development Department		1007272 - SWORDS2PLOW DW 23-24 2195	43,786.81	-	43,786.81	-	43,786.81	43,786.81
Economic and Workforce Development Department		1007273 - BCZ YOUTH FY23-24 2195	71,420.00	-	71,420.00	-	71,420.00	71,420.00
Economic and Workforce Development Department		1007274 - GENESYS WORKS YTH FY23-24 2195	-	-	-	-	-	0.00
Economic and Workforce Development Department		1007275 - YOUTH UPRISING YTH 23-24 2195	80,166.67	-	80,166.67	-	80,166.67	80,166.67

DEPARTMENT NAME	Fund - Fund Desc	Proj - Proj Desc	Available P12-24	Approved Enc CF	Recommend Project CF - Phase 1	Recommended Project CF - Phase 2	Total Recommended Project CF	Total Approved (Encumb CF + Project CF)
Economic and Workforce Development Department	2195 - Workforce Investm	1007276 - UNITY AJCC AD 23-24 2195	98,229.60	-	98,229.60	-	98,229.60	98,229.60
Economic and Workforce Development Department		1007277 - UNITY AJCC DW 23-24 2195	118,648.79	-	118,648.79	-	118,648.79	118,648.79
Economic and Workforce Development Department		1007278 - UNITY YTH FY23-24 2195	77,874.36	-	77,874.36	-	77,874.36	77,874.36
Economic and Workforce Development Department	2195 - Workforce Investment Act Total		3,571,969.77	57,856.59	3,571,969.77	-	3,571,969.77	3,629,826.36
Economic and Workforce Development Department	2218 - Measure BB - Local	1003959 - 14TH ST STREETScape	300,000.00	-	-	300,000.00	300,000.00	300,000.00
Economic and Workforce Development Department	2218 - Measure BB - Local Streets and Roads Total		300,000.00	-	-	300,000.00	300,000.00	300,000.00
Economic and Workforce Development Department	2230 - State Gas Tax	1004376 - CHINATOWN LIGHTING.	2,500.00	-	-	-	-	0.00
Economic and Workforce Development Department	2230 - State Gas Tax Total		2,500.00	-	-	-	-	0.00
Economic and Workforce Development Department	2244 - Measure Q - Parks	1000019 - DP850 Administrative Project	-	-	-	-	-	0.00
Economic and Workforce Development Department	2244 - Measure Q - Parks & Recreation Preservation, Litter Reduction, and Homelessness Sup		-	-	-	-	-	0.00
Economic and Workforce Development Department	2260 - Measure WW: East Bay Regional Parks District Local Grant Total	1000852 - MEASURE WW PUBLIC ART	196,567.00	-	196,567.00	-	196,567.00	196,567.00
Economic and Workforce Development Department	2415 - Development Serv	1000019 - DP850 Administrative Project	-	-	-	-	-	0.00
Economic and Workforce Development Department		1001475 - GENERAL PLAN UPDATE	50,000.00	-	-	-	-	0.00
Economic and Workforce Development Department		1003971 - TECH ENHANCEMENT AND REC MGMT	161,176.65	-	-	80,000.00	80,000.00	80,000.00
Economic and Workforce Development Department	2415 - Development Service Fund Total		211,176.65	-	-	80,000.00	80,000.00	80,000.00
Economic and Workforce Development Department	2419 - Measure C: Transient Occupancy Tax (TOT) Surcharge Total	1000458 - TOT SURCHARGE-CULTURAL GRANTS	388,453.34	0.40	-	388,453.34	388,453.34	388,453.74
Economic and Workforce Development Department		1000459 - TOT SURCHARGE-ART AND SOUL	-	0.05	-	-	-	0.05
Economic and Workforce Development Department		1000460 - TOT SURCHARGE-FAIRS AND FEST	177,145.81	0.05	-	-	-	0.05
Economic and Workforce Development Department	2419 - Measure C: Transient Occupancy Tax (TOT) Surcharge Total		565,599.15	0.50	-	388,453.34	388,453.34	388,453.84
Economic and Workforce Development Department	2421 - Capital Improvements Impact Fee Fund Total	1006030 - MOJA FIRE ALARM BUILDING 2421	8,947.44	-	-	-	-	0.00
Economic and Workforce Development Department	2421 - Capital Improvements Impact Fee Fund Total		8,947.44	-	-	-	-	0.00
Economic and Workforce Development Department	2999 - Miscellaneous Grants Total	1000043 - CD HIST MIT FIP 2999-G499910	42,500.00	-	42,500.00	-	42,500.00	42,500.00
Economic and Workforce Development Department		1000047 - SMALL BUS WK 2999-G496310	9.62	875.00	9.62	-	9.62	884.62
Economic and Workforce Development Department		1000172 - ECON DEV STR SRT 2999-P469910	(5,000.00)	2,500.00	(5,000.00)	-	(5,000.00)	(2,500.00)
Economic and Workforce Development Department		1003253 - KENNETH RAININ FOUNDATION	11,595.00	-	11,595.00	-	11,595.00	11,595.00
Economic and Workforce Development Department		1004907 - SURDNA FOUNDATION GRANT (2999)	4,786.19	-	4,786.19	-	4,786.19	4,786.19
Economic and Workforce Development Department		1006372 - NEA - CULTURAL ECONOMIES 2999	-	-	-	-	-	0.00
Economic and Workforce Development Department	2999 - Miscellaneous Grants Total		53,890.81	3,375.00	53,890.81	-	53,890.81	57,265.81
Economic and Workforce Development Department	3200 - Golf Course	1000019 - DP850 Administrative Project	-	-	-	-	-	0.00
Economic and Workforce Development Department	3200 - Golf Course Total		-	-	-	-	-	0.00
Economic and Workforce Development Department	5322 - Measure DD: 2017 Clean Water, Safe Parks & Open Space Trust for Oakland Total	1000828 - LAKE MERRITT ART-B	36,909.78	-	36,909.78	-	36,909.78	36,909.78
Economic and Workforce Development Department		1000848 - ESTUARY ART-B	62,095.97	-	62,095.97	-	62,095.97	62,095.97
Economic and Workforce Development Department		1001236 - LM CHANNEL ART-B	45,336.73	-	45,336.73	-	45,336.73	45,336.73
Economic and Workforce Development Department		1001481 - CREEK ART-B	15,170.08	-	15,170.08	-	15,170.08	15,170.08
Economic and Workforce Development Department	5322 - Measure DD: 2017C Clean Water, Safe Parks & Open Space Trust for Oakland Total		159,512.56	-	159,512.56	-	159,512.56	159,512.56
Economic and Workforce Development Department	5335 - Measure KK: Infrastructure Series 2022C-1 (Tax Exempt) Total	1004854 - FIRE STATION 29 - NEW STATION	30,000.00	-	30,000.00	-	30,000.00	30,000.00
Economic and Workforce Development Department	5335 - Measure KK: Infrastructure Series 2022C-1 (Tax Exempt) Total		30,000.00	-	30,000.00	-	30,000.00	30,000.00
Economic and Workforce Development Department	5505 - Municipal Capital Improvement: Public Arts Total	1000049 - OPEN PROPOSALS 5505-G379010	17,000.00	-	-	-	-	0.00
Economic and Workforce Development Department		1000092 - CCE 14 AVE STSCPE 5505-P452010	11,246.00	-	11,246.00	-	11,246.00	11,246.00
Economic and Workforce Development Department		1000095 - CCE FTHILL PH2 5505-P451610	18,619.00	-	18,619.00	-	18,619.00	18,619.00
Economic and Workforce Development Department		1000096 - CCE FTHILLSEM 5505-P451310	46,720.00	-	46,720.00	-	46,720.00	46,720.00
Economic and Workforce Development Department		1000097 - CCE MEL BANCFT 5505-P451910	23,360.00	-	23,360.00	-	23,360.00	23,360.00
Economic and Workforce Development Department		1000136 - ADMIN-CCAD-5505-A158630	32,080.70	-	-	-	-	0.00
Economic and Workforce Development Department		1000156 - CD 1-1/2 PER PUB 5505-C340520	716,641.18	-	716,641.18	-	716,641.18	716,641.18
Economic and Workforce Development Department		1000224 - PUB ART ADMN 5505-A393110	342,309.23	-	-	342,309.23	342,309.23	342,309.23
Economic and Workforce Development Department		1000889 - CCE FTHILLFRTV 5505-P451410	47,505.00	-	47,505.00	-	47,505.00	47,505.00
Economic and Workforce Development Department		1006167 - PUB ART MURAL FUND 5505	436,000.00	-	-	436,000.00	436,000.00	436,000.00
Economic and Workforce Development Department	5505 - Municipal Capital Improvement: Public Arts Total		1,691,481.11	-	864,091.18	778,309.23	1,642,400.41	1,642,400.41

DEPARTMENT NAME	Fund - Fund Desc	Proj - Proj Desc	Available P12-24	Approved Enc CF	Recommend Project CF - Phase 1	Recommended Project CF - Phase 2	Total Recommended Project CF	Total Approved (Encumb CF + Project CF)
Economic and Workforce Development Department	5610 - Central District Pro	1000169 - DNTWN CAPITAL 5610-C339410	408,247.81	7,987.88	408,247.81	-	408,247.81	416,235.69
Economic and Workforce Development Department		1003244 - OAK ICE CENTER 5610-P131210	2,215,476.83	-	-	2,215,476.83	2,215,476.83	2,215,476.83
Economic and Workforce Development Department		1005179 - REDEVELOPMENT OPERATING PROJ	977,959.08	-	-	977,959.08	977,959.08	977,959.08
Economic and Workforce Development Department		1005639 - HJKCC HAZMAT REMEDIATION 5610	100,000.00	-	-	100,000.00	100,000.00	100,000.00
Economic and Workforce Development Department	5610 - Central District Projects Total		3,701,683.72	7,987.88	408,247.81	3,293,435.91	3,701,683.72	3,709,671.60
Economic and Workforce Development Department	5613 - Central District: TA	1005179 - REDEVELOPMENT OPERATING PROJ	140,593.07	-	-	140,593.07	140,593.07	140,593.07
Economic and Workforce Development Department	5613 - Central District: TA Bonds Series 2009T Total		140,593.07	-	-	140,593.07	140,593.07	140,593.07
Economic and Workforce Development Department	5614 - Central District: T	1004872 - UPTOWN RENT PROJ 5614	(12,238.78)	-	-	(12,238.78)	(12,238.78)	(12,238.78)
Economic and Workforce Development Department		1005179 - REDEVELOPMENT OPERATING PROJ	874,091.18	-	-	874,091.18	874,091.18	874,091.18
Economic and Workforce Development Department		1005638 - HJKCC ESCROW 5610	39,043.33	-	-	39,043.33	39,043.33	39,043.33
Economic and Workforce Development Department		1005784 - FOX THEATER CAPITAL	711.18	-	711.18	-	711.18	711.18
Economic and Workforce Development Department		1005785 - FOX THEATER OPERATING	464,319.72	-	-	464,319.72	464,319.72	464,319.72
Economic and Workforce Development Department	5614 - Central District: TA Bonds Series 2006T Total		1,365,926.63	-	711.18	1,365,215.45	1,365,926.63	1,365,926.63
Economic and Workforce Development Department	5630 - Broadway/MacArt	1000880 - BMSP 5630-P187410	3,893.75	-	-	-	-	0.00
Economic and Workforce Development Department		1005179 - REDEVELOPMENT OPERATING PROJ	46,777.47	-	-	46,777.47	46,777.47	46,777.47
Economic and Workforce Development Department	5630 - Broadway/MacArthur/San Pablo Projects Total		50,671.22	-	-	46,777.47	46,777.47	46,777.47
Economic and Workforce Development Department	5638 - BMSP: TA Bond Se	1005179 - REDEVELOPMENT OPERATING PROJ	86,205.93	-	-	86,205.93	86,205.93	86,205.93
Economic and Workforce Development Department	5638 - BMSP: TA Bond Series 2006C-T Total		86,205.93	-	-	86,205.93	86,205.93	86,205.93
Economic and Workforce Development Department	5640 - Central City East P	1000900 - CCE PUB PRIVT 5640-P356910	69,000.03	0.03	69,000.03	-	69,000.03	69,000.06
Economic and Workforce Development Department	5640 - Central City East Projects Total		69,000.03	0.03	69,000.03	-	69,000.03	69,000.06
Economic and Workforce Development Department	5642 - Central City East T	1001461 - CCE TENANT IMPRMT 5643-P458010	19,918.90	-	-	-	-	0.00
Economic and Workforce Development Department	5642 - Central City East TA Bonds Series 2006A-TE (Tax Exempt) Total		19,918.90	-	-	-	-	0.00
Economic and Workforce Development Department	5643 - Central City East T	1000149 - CCE FAC IMPROV 5643-P458110	67,597.50	-	-	67,597.50	67,597.50	67,597.50
Economic and Workforce Development Department		1000151 - CCE LAND ACQ 5643-C412710	1,463,902.93	-	1,463,902.93	-	1,463,902.93	1,463,902.93
Economic and Workforce Development Department		1000900 - CCE PUB PRIVT 5640-P356910	(520,694.00)	-	(520,694.00)	-	(520,694.00)	(520,694.00)
Economic and Workforce Development Department		1001461 - CCE TENANT IMPRMT 5643-P458010	34,329.84	-	-	34,329.84	34,329.84	34,329.84
Economic and Workforce Development Department		1001541 - CCE TOGH ON BLT 5643-P432610	440.00	-	-	4,240.00	4,240.00	4,240.00
Economic and Workforce Development Department		1005179 - REDEVELOPMENT OPERATING PROJ	850,231.23	-	-	850,231.23	850,231.23	850,231.23
Economic and Workforce Development Department		1005798 - EAST OAKLAND BIZ ASST 5643	1,000,000.00	-	-	1,000,000.00	1,000,000.00	1,000,000.00
Economic and Workforce Development Department	5643 - Central City East TA Bonds Series 2006A-T (Taxable) Total		2,895,807.50	-	943,208.93	1,956,398.57	2,899,607.50	2,899,607.50
Economic and Workforce Development Department	5650 - Coliseum Projects	1001549 - COLISM MIS PRP 5650-P466610	88,106.53	-	-	88,106.53	88,106.53	88,106.53
Economic and Workforce Development Department		1001581 - GENRL COLISM INF 5650-S374510	145,119.47	183,935.50	-	145,119.47	145,119.47	329,054.97
Economic and Workforce Development Department		1001633 - COLISM MONT WRD 1610-C82620	90,266.82	-	-	90,266.82	90,266.82	90,266.82
Economic and Workforce Development Department		1005179 - REDEVELOPMENT OPERATING PROJ	79,936.06	-	-	79,936.06	79,936.06	79,936.06
Economic and Workforce Development Department	5650 - Coliseum Projects Total		403,428.88	183,935.50	-	403,428.88	403,428.88	587,364.38
Economic and Workforce Development Department	5656 - Coliseum: TA Bond	1000161 - COL TRAN VILL INF 5656-C366920	808,590.21	324.47	808,590.21	-	808,590.21	808,914.68
Economic and Workforce Development Department		1000165 - COLISM SPEC PN 5656-P452510	21,613.75	-	-	-	-	0.00
Economic and Workforce Development Department		1005179 - REDEVELOPMENT OPERATING PROJ	836,560.34	-	-	836,560.34	836,560.34	836,560.34
Economic and Workforce Development Department	5656 - Coliseum: TA Bonds Series 2006B-T (Taxable) Total		1,666,764.30	324.47	808,590.21	836,560.34	1,645,150.55	1,645,475.02
Economic and Workforce Development Department	5670 - Oakland Base Reus	1000191 - OARB BYBRDG GTWY 5670-P235310	68,241.45	3,653.76	68,241.45	-	68,241.45	71,895.21
Economic and Workforce Development Department	5670 - Oakland Base Reuse Authority Total		68,241.45	3,653.76	68,241.45	-	68,241.45	71,895.21
Economic and Workforce Development Department	5671 - OBRA: Leasing & U	1000036 - WO RESRCE CTR 5671-P465130	922,120.20	761.16	-	922,120.20	922,120.20	922,881.36
Economic and Workforce Development Department		1000877 - WO RESRCE CTR 5671-P465120	(13.60)	-	-	-	-	0.00
Economic and Workforce Development Department		1001542 - OBRA LEAS UT-CITY 5671-P294110	670,750.80	8,392.13	-	341,629.25	341,629.25	350,021.38
Economic and Workforce Development Department		1001620 - COM BEN 5671-P461910	6,912.50	-	-	-	-	0.00
Economic and Workforce Development Department		1001646 - OAB CFD FORM SVCS 5671-P468910	36,641.00	-	-	36,641.00	36,641.00	36,641.00
Economic and Workforce Development Department		1005263 - OAB FAIR SHARE	1,785,035.29	-	1,785,035.29	-	1,785,035.29	1,785,035.29
Economic and Workforce Development Department	5671 - OBRA: Leasing & Utility Total		3,421,446.19	9,153.29	1,785,035.29	1,300,390.45	3,085,425.74	3,094,579.03
Economic and Workforce Development Department	5672 - Joint Army Base In	1001076 - RECYCLERS PEP 5672-P455910	10,000.00	-	-	-	-	0.00
Economic and Workforce Development Department	5672 - Joint Army Base Infrastructure Total		10,000.00	-	-	-	-	0.00
Economic and Workforce Development Department	5674 - Oakland Army Bas	1000226 - RSK MGT PLN STS 5674-P453010	-	170.26	-	-	-	170.26
Economic and Workforce Development Department	5674 - Oakland Army Base Joint Remediation Total		-	170.26	-	-	-	170.26
Economic and Workforce Development Department	5999 - Miscellaneous Cap	1001548 - CITY CTR T-5 ENA 5999-P473010	24,069.15	-	-	-	-	0.00
Economic and Workforce Development Department		1001569 - OLIVER MCMILLAN 5999-P497210	(25,380.00)	12,690.00	-	-	-	12,690.00
Economic and Workforce Development Department		1001649 - HENRYJ KAISER ENA 5999-P497610	13,925.00	-	-	13,925.00	13,925.00	13,925.00
Economic and Workforce Development Department		1003826 - 12th ST. PARCEL ENA 5999	4,142,139.99	-	-	4,142,139.99	4,142,139.99	4,142,139.99
Economic and Workforce Development Department		1004352 - OAK A'S HOWARD SITE PEP 5999	3,398,374.60	73,140.00	-	3,398,374.60	3,398,374.60	3,471,514.60
Economic and Workforce Development Department		1004410 - 3050 INTL BLVD ENA (5999)	23,721.21	-	-	23,721.21	23,721.21	23,721.21
Economic and Workforce Development Department		1004696 - 95th & INT DEV PROJECT	16,252.40	-	-	-	-	0.00
Economic and Workforce Development Department		1005773 - FIRE ALARM BUILDING PEP 5999	12,950.00	246.64	-	12,950.00	12,950.00	13,196.64
Economic and Workforce Development Department		1006358 - AASEG COLISEUM SITE PEP 5999	5,067,034.52	-	-	5,067,034.52	5,067,034.52	5,067,034.52

DEPARTMENT NAME	Fund - Fund Desc	Proj - Proj Desc	Available P12-24	Approved Enc CF	Recommend Project CF - Phase 1	Recommended Project CF - Phase 2	Total Recommended Project CF	Total Approved (Encumb CF + Project CF)
Economic and Workforce Development Department	5999 - Miscellaneous Capital Projects Total		12,673,086.87	86,076.64		12,658,145.32	12,658,145.32	12,744,221.96
Economic and Workforce Development Department	7760 - Grant Clearing	1003336 - DOT OVERHEAD CLEARING	-	-		-	-	0.00
Economic and Workforce Development Department	7760 - Grant Clearing Total		-	-		-	-	0.00
Economic and Workforce Development Department	7999 - Miscellaneous Trusts	1000500 - MAYOR'S SUMMER YOUTH DONATION	232,498.74	-	232,498.74	-	232,498.74	232,498.74
Economic and Workforce Development Department	7999 - Miscellaneous Trusts Total		232,498.74	-	232,498.74	-	232,498.74	232,498.74
Economic and Workforce Development Department	Total		44,322,124.36	409,002.57	17,743,423.84	23,771,863.96	41,515,287.80	41,924,290.37
Finance Department	1010 - General Fund: Ger 0000000 - UNDETERMINED PROJECT		-	-		-	-	0.00
Finance Department	1000007 - DP080 Administrative Project		-	345,378.59		-	-	345,378.59
Finance Department	1000021 - DP900 Administrative Project		-	-		-	-	0.00
Finance Department	1000052 - FIN MGMT AUDITS		-	0.01		-	-	0.01
Finance Department	1000123 - MEASURE FF EDUCATION		-	-		-	-	0.00
Finance Department	1000875 - PAY BY PHONE FEE		-	-		-	-	0.00
Finance Department	1003215 - REVENUE RECORDATION & TECH FEE		31,580.00	-		-	-	0.00
Finance Department	1004391 - FINANCE OP SYSTEMS		1,686,634.31	5,950.00		1,686,634.31	1,686,634.31	1,692,584.31
Finance Department	1004973 - Budget Community Engagement		158,581.00	-		-	-	0.00
Finance Department	1006959 - BLT IMPLEMENTATION		929,081.87	-		-	-	0.00
Finance Department	1007159 - FUSION BI		84,499.99	-		-	-	0.00
Finance Department	1010 - General Fund: General Purpose Total		2,890,377.17	351,328.60		1,686,634.31	1,686,634.31	2,037,962.91
Finance Department	1030 - Measure HH (SSBE) 1000007 - DP080 Administrative Project		-	-		-	-	0.00
Finance Department	1003817 - MSR HH-HEALTHY KIDS PRGM		39,866.85	34,264.46		-	-	34,264.46
Finance Department	1030 - Measure HH (SSBDT) Total		39,866.85	34,264.46		-	-	34,264.46
Finance Department	1150 - Worker's Compensation 1000007 - DP080 Administrative Project		-	-		-	-	0.00
Finance Department	1150 - Worker's Compensation Insurance Claims Total		-	-		-	-	0.00
Finance Department	1610 - Successor Redevelopment 1000116 - SUCCESSOR AGENCY ADMIN ALLOW		-	22,361.70		-	-	22,361.70
Finance Department	1000117 - SUCCESSOR AGENCY PROJECT		-	-		-	-	0.00
Finance Department	1610 - Successor Redevelopment Agency Reimbursement Fund Total		-	22,361.70		-	-	22,361.70
Finance Department	1700 - Mandatory Refuse 1000007 - DP080 Administrative Project		-	3,266.02		-	-	3,266.02
Finance Department	1700 - Mandatory Refuse Program Total		-	3,266.02		-	-	3,266.02
Finance Department	1750 - Multipurpose Reserve 1000007 - DP080 Administrative Project		-	-		-	-	0.00
Finance Department	1750 - Multipurpose Reserve Total		-	-		-	-	0.00
Finance Department	1870 - Affordable Housing 1000007 - DP080 Administrative Project		-	-		-	-	0.00
Finance Department	1000386 - HTF HOUSING DEV		(5,497.79)	-		-	-	0.00
Finance Department	1870 - Affordable Housing Trust Fund Total		(5,497.79)	-		-	-	0.00
Finance Department	2195 - Workforce Investment 1000025 - WIA ADMIN DW 2195-G453399		(3,809.02)	-	(3,809.02)	-	(3,809.02)	(3,809.02)
Finance Department	1000244 - WIA ADMIN ADULT 2195-G453499		9,533.79	-	9,533.79	-	9,533.79	9,533.79
Finance Department	1000876 - WIA ADMIN YTH 2195-G453599		12,523.48	-	12,523.48	-	12,523.48	12,523.48
Finance Department	2195 - Workforce Investment Act Total		18,248.25	-	18,248.25	-	18,248.25	18,248.25
Finance Department	2211 - Measure B: Local Streets & Roads 1000007 - DP080 Administrative Project		-	-		-	-	0.00
Finance Department	2211 - Measure B: Local Streets & Roads Total		-	-		-	-	0.00
Finance Department	2216 - Measure BB - Alameda County Transportation Commission Sales Tax 1000007 - DP080 Administrative Project		-	-		-	-	0.00
Finance Department	2216 - Measure BB - Alameda County Transportation Commission Sales Tax Total		-	-		-	-	0.00
Finance Department	2218 - Measure BB - Local Streets and Roads 1000007 - DP080 Administrative Project		-	-		-	-	0.00
Finance Department	2218 - Measure BB - Local Streets and Roads Total		-	-		-	-	0.00
Finance Department	2232 - Gas Tax RMRA 1000007 - DP080 Administrative Project		-	-		-	-	0.00
Finance Department	2232 - Gas Tax RMRA Total		-	-		-	-	0.00
Finance Department	2241 - Measure Q-Library 1000114 - LIBRY SVCS RETN ACT ASMT ENGR		10,866.15	-		-	-	0.00
Finance Department	2241 - Measure Q-Library Services Retention & Enhancement Total		10,866.15	-		-	-	0.00
Finance Department	2243 - Measure D - Parcel Tax to Maintain, Protect & Improve Library Services 1000114 - LIBRY SVCS RETN ACT ASMT ENGR		16,000.00	-		8,000.00	8,000.00	8,000.00
Finance Department	2243 - Measure D - Parcel Tax to Maintain, Protect & Improve Library Services Total		16,000.00	-		8,000.00	8,000.00	8,000.00
Finance Department	2244 - Measure Q - Parks 1000007 - DP080 Administrative Project		-	-		-	-	0.00
Finance Department	1005343 - MEASURE Q - ENHANCED SERVICES		98,447.00	-		-	-	0.00
Finance Department	2244 - Measure Q - Parks & Recreation Preservation, Litter Reduction, and Homelessness Sup		98,447.00	-		-	-	0.00
Finance Department	2250 - Measure N: Fund 1000113 - MSR N PARAMDC ASMT ENGR SVC		5,388.72	-		3,586.60	3,586.60	3,586.60
Finance Department	2250 - Measure N: Fund Total		5,388.72	-		3,586.60	3,586.60	3,586.60
Finance Department	2252 - Measure Z - Violence Prevention and Public Safety Act of 2014 1000021 - DP900 Administrative Project		-	-		-	-	0.00
Finance Department	1001362 - MEASURE Z EVALUATION		39,402.58	-	39,402.58	-	39,402.58	39,402.58
Finance Department	2252 - Measure Z - Violence Prevention and Public Safety Act of 2014 Total		39,402.58	-	39,402.58	-	39,402.58	39,402.58
Finance Department	2270 - Vacant Property Tax 1000007 - DP080 Administrative Project		-	52,765.99		-	-	52,765.99
Finance Department	2270 - Vacant Property Tax Act Fund Total		-	52,765.99		-	-	52,765.99
Finance Department	2310 - Lighting and Landscape Assessment District 1000892 - LLAD ASSMT ENGINEERING SVCS		25,999.22	-		-	-	0.00
Finance Department	2310 - Lighting and Landscape Assessment District Total		25,999.22	-		-	-	0.00

DEPARTMENT NAME	Fund - Fund Desc	Proj - Proj Desc	Available P12-24	Approved Enc CF	Recommend Project CF - Phase 1	Recommended Project CF - Phase 2	Total Recommended Project CF	Total Approved (Encumb CF + Project CF)
Finance Department	2412 - Measure M - Alam	1000112 - EMRGNCY RETN SVCS ACT ASMT ENG	19,000.00	-	-	9,500.00	9,500.00	9,500.00
Finance Department		1000113 - MSR N PARAMDC ASMT ENGR SVC	5,388.72	-	-	3,586.60	3,586.60	3,586.60
Finance Department	2412 - Measure M - Alameda County: Emergency Dispatch Service Supplemental Assessment		24,388.72	-	-	13,086.60	13,086.60	13,086.60
Finance Department	2413 - Rent Adjustment F	1000007 - DP080 Administrative Project	-	-	-	-	-	0.00
Finance Department		1001110 - RENT ARBITRATION P190020	10,199.75	-	-	-	-	0.00
Finance Department	2413 - Rent Adjustment Program Fund Total		10,199.75	-	-	-	-	0.00
Finance Department	2415 - Development Serv	1000007 - DP080 Administrative Project	-	970.02	-	-	-	970.02
Finance Department	2415 - Development Service Fund Total		-	970.02	-	-	-	970.02
Finance Department	2417 - Excess Litter Fee F	1000007 - DP080 Administrative Project	-	-	-	-	-	0.00
Finance Department	2417 - Excess Litter Fee Fund Total		-	-	-	-	-	0.00
Finance Department	3100 - Sewer Service Fun	1000007 - DP080 Administrative Project	-	-	-	-	-	0.00
Finance Department	3100 - Sewer Service Fund Total		-	-	-	-	-	0.00
Finance Department	4500 - Central Stores	1000007 - DP080 Administrative Project	-	3,403.58	-	-	-	3,403.58
Finance Department	4500 - Central Stores Total		-	3,403.58	-	-	-	3,403.58
Finance Department	4550 - Purchasing	1000007 - DP080 Administrative Project	-	29,751.75	-	-	-	29,751.75
Finance Department	4550 - Purchasing Total		-	29,751.75	-	-	-	29,751.75
Finance Department	4600 - Information Techn	1000007 - DP080 Administrative Project	-	-	-	-	-	0.00
Finance Department		1004391 - FINANCE OP SYSTEMS	5,016,667.32	-	-	4,928,349.61	4,928,349.61	4,928,349.61
Finance Department	4600 - Information Technology Total		5,016,667.32	-	-	4,928,349.61	4,928,349.61	4,928,349.61
Finance Department	5610 - Central District Prt	1000007 - DP080 Administrative Project	-	-	-	-	-	0.00
Finance Department	5610 - Central District Projects Total		-	-	-	-	-	0.00
Finance Department	5650 - Coliseum Projects	1000007 - DP080 Administrative Project	-	-	-	-	-	0.00
Finance Department	5650 - Coliseum Projects Total		-	-	-	-	-	0.00
Finance Department	7100 - Police and Fire Ret	1000007 - DP080 Administrative Project	-	2,950.00	-	-	-	2,950.00
Finance Department	7100 - Police and Fire Retirement System Total		-	2,950.00	-	-	-	2,950.00
Finance Department	7760 - Grant Clearing	1001288 - PWA OVERHEAD CLEARING	-	-	-	-	-	0.00
Finance Department		1003336 - DOT OVERHEAD CLEARING	-	-	-	-	-	0.00
Finance Department	7760 - Grant Clearing Total		-	-	-	-	-	0.00
Finance Department Total			8,190,353.94	501,062.12	57,650.83	6,639,657.12	6,697,307.95	7,198,370.07
Fire Department	1010 - General Fund: Ger	1000009 - DP200 Administrative Project	2,548,131.00	1,383,508.89	2,548,131.00	-	2,548,131.00	3,931,639.89
Fire Department		1004383 - Vegetation Management	-	647,201.77	-	-	-	647,201.77
Fire Department		1004398 - Fire Academy Training	902,456.25	315,124.22	-	-	-	315,124.22
Fire Department		1005271 - FIRESAFE COUNCIL GRANT MATCH	-	-	-	-	-	0.00
Fire Department		1005341 - OFD Standards of Coverage	25,000.00	0.01	-	-	-	0.01
Fire Department		1005384 - MACRO	261,598.50	214,785.46	-	-	-	214,785.46
Fire Department		1005991 - OFD BEHAVIORAL HEALTH	197,710.00	138,400.00	197,710.00	-	197,710.00	336,110.00
Fire Department		1006294 - EOC OVERTIME FUNDING	1,131,694.81	2,466.61	-	200,000.00	200,000.00	202,466.61
Fire Department		1006295 - GPF CERT PROGRAM	6,607.03	36,101.84	-	-	-	36,101.84
Fire Department		1006499 - AFG 2020 COST MATCH	-	-	-	-	-	0.00
Fire Department		1006576 - FIRE STATION 2 SUPPORT	103,719.19	43,636.20	-	-	-	43,636.20
Fire Department		1007224 - AFG 2021 COST MATCH	36,018.19	-	36,018.19	-	36,018.19	36,018.19
Fire Department	1010 - General Fund: General Purpose Total		5,212,934.97	2,781,225.00	2,781,859.19	200,000.00	2,981,859.19	5,763,084.19
Fire Department	1100 - Self Insurance Liab	1000009 - DP200 Administrative Project	-	-	-	-	-	0.00
Fire Department	1100 - Self Insurance Liability Total		-	-	-	-	-	0.00
Fire Department	1150 - Worker's Compens	1000009 - DP200 Administrative Project	-	-	-	-	-	0.00
Fire Department	1150 - Worker's Compensation Insurance Claims Total		-	-	-	-	-	0.00
Fire Department	1710 - Recycling Program	1000009 - DP200 Administrative Project	-	53,550.10	-	-	-	53,550.10
Fire Department	1710 - Recycling Program Total		-	53,550.10	-	-	-	53,550.10
Fire Department	1720 - Comprehensive Cl	1000009 - DP200 Administrative Project	-	-	-	-	-	0.00
Fire Department		1001175 - HOUSEHD HAZ WASTE P40200	(6,562.50)	7,664.99	-	-	-	7,664.99
Fire Department	1720 - Comprehensive Clean-up Total		(6,562.50)	7,664.99	-	-	-	7,664.99
Fire Department	2063 - FEMA Declaration:	1004407 - HURRICANE FLORENCE 2018	-	-	-	-	-	0.00
Fire Department		1005093 - HURRICANE DORIAN	(255,595.88)	-	(255,595.88)	-	(255,595.88)	(255,595.88)
Fire Department		1006017 - CHAMPLAIN TOWER COLLAPSE	-	-	-	-	-	0.00
Fire Department		1006111 - HURRICANE IDA	-	-	-	-	-	0.00
Fire Department		1006511 - KENTUCKY FLOOD	-	-	-	-	-	0.00
Fire Department		1007190 - HI WILDFIRES	(21,313.74)	-	(21,313.74)	-	(21,313.74)	(21,313.74)
Fire Department		1007587 - NEW MEXICO WILDFIRE	(28,190.46)	-	(28,190.46)	-	(28,190.46)	(28,190.46)
Fire Department	2063 - FEMA Declarations Total		(305,100.08)	-	(305,100.08)	-	(305,100.08)	(305,100.08)
Fire Department	2116 - Department of Tra	1007347 - OTS Grant 2024	8.78	-	8.78	-	8.78	8.78
Fire Department	2116 - Department of Transportation Total		8.78	-	8.78	-	8.78	8.78

DEPARTMENT NAME	Fund - Fund Desc	Proj - Proj Desc	Available P12-24	Approved Enc CF	Recommend Project CF - Phase 1	Recommended Project CF - Phase 2	Total Recommended Project CF	Total Approved (Encumb CF + Project CF)
Fire Department	2123 - US Dept of Homeland Security	1001373 - RCPG FY07 FY08 G385810	531,281.89	-	531,281.89	-	531,281.89	531,281.89
Fire Department		1003286 - SUASI 2016	346,200.67	-	346,200.67	-	346,200.67	346,200.67
Fire Department		1005555 - UASI 2021	5,594.95	-	5,594.95	-	5,594.95	5,594.95
Fire Department		1005556 - UASI 2022	121,146.06	135,476.92	121,146.06	-	121,146.06	256,622.98
Fire Department		1005557 - FY 2021 CERT GRANT	6,729.74	240.49	6,729.74	-	6,729.74	6,970.23
Fire Department		1005558 - FY 2022 CERT GRANT	39,903.51	-	39,903.51	-	39,903.51	39,903.51
Fire Department		1006635 - UASI 2023	(651,523.07)	49,870.47	(651,523.07)	-	(651,523.07)	(601,652.60)
Fire Department	2123 - US Dept of Homeland Security Total		399,333.75	185,587.88	399,333.75	-	399,333.75	584,921.63
Fire Department	2124 - Federal Emergency Management Agency (FEMA)	1000606 - AFG WELLNESS GRANT G475410	30,746.09	-	30,746.09	-	30,746.09	30,746.09
Fire Department		1001061 - OIL SPILL CONTROL PLAN G251710	6,972.14	-	6,972.14	-	6,972.14	6,972.14
Fire Department		1001202 - MMR5-ERCS G262710	12,645.24	-	12,645.24	-	12,645.24	12,645.24
Fire Department		1004647 - 2019 US&R Grant	-	-	-	-	-	0.00
Fire Department		1004649 - 2020 US&R Grant	12,517.68	-	12,517.68	-	12,517.68	12,517.68
Fire Department		1005561 - 2021 US&R Grant	282,358.43	90,482.65	282,358.43	-	282,358.43	372,841.08
Fire Department		1005563 - 2022 US&R Grant	457,030.43	10,705.61	457,030.43	-	457,030.43	467,736.04
Fire Department		1006322 - PSGP 2021	-	468,314.29	-	-	-	468,314.29
Fire Department		1006363 - AFG 2020	(0.00)	-	(0.00)	-	(0.00)	(0.00)
Fire Department		1006377 - SAFER 2021	18,530,213.00	-	18,530,213.00	-	18,530,213.00	18,530,213.00
Fire Department		1006562 - AFG 2021	360,181.81	-	360,181.81	-	360,181.81	360,181.81
Fire Department		1006634 - 2023 US&R Grant	457,462.13	487.81	457,462.13	-	457,462.13	457,949.94
Fire Department	2124 - Federal Emergency Management Agency (FEMA) Total		20,150,126.95	569,990.36	20,150,126.95	-	20,150,126.95	20,720,117.31
Fire Department	2128 - Department of Health and Human Services	1000577 - FY13-14 MRC G375830	7,502.79	-	7,502.79	-	7,502.79	7,502.79
Fire Department		1001479 - FY 09-10 MRC G375820	6,572.85	-	6,572.85	-	6,572.85	6,572.85
Fire Department		1007014 - MACRO-SAMHSA GRANT	734,000.00	-	734,000.00	-	734,000.00	734,000.00
Fire Department	2128 - Department of Health and Human Services Total		748,075.64	-	748,075.64	-	748,075.64	748,075.64
Fire Department	2159 - State of California	1005365 - PSPS 2019	8,582.72	-	8,582.72	-	8,582.72	8,582.72
Fire Department		1006171 - MACRO - STATE GRANT	5,650,311.85	-	5,650,311.85	-	5,650,311.85	5,650,311.85
Fire Department		1006359 - LOCAL JURISDICTION GRANT 2159	318,491.13	-	318,491.13	-	318,491.13	318,491.13
Fire Department	2159 - State of California Other Total		5,977,385.70	-	5,977,385.70	-	5,977,385.70	5,977,385.70
Fire Department	2160 - County of Alameda	1001312 - FRALS G176410	925,101.27	-	925,101.27	-	925,101.27	925,101.27
Fire Department	2160 - County of Alameda: Grants Total		925,101.27	-	925,101.27	-	925,101.27	925,101.27
Fire Department	2190 - Private Grants	1000743 - FIRE BOAT P40600	142,777.49	15,193.23	142,777.49	-	142,777.49	157,970.72
Fire Department	2190 - Private Grants Total		142,777.49	15,193.23	142,777.49	-	142,777.49	157,970.72
Fire Department	2250 - Measure N: Fund	1000009 - DP200 Administrative Project	-	31,912.20	-	-	-	31,912.20
Fire Department	2250 - Measure N: Fund Total		-	31,912.20	-	-	-	31,912.20
Fire Department	2252 - Measure Z - Violence Prevention and Public Safety Act of 2014 Total	1000747 - VP&PS 2014 MEASURE Z P408510	-	-	-	-	-	0.00
Fire Department	2320 - Fire Suppression Assessment District	1000615 - FEMA PDMG GRANT MH G493420	27,446.14	-	-	27,446.14	27,446.14	27,446.14
Fire Department	2320 - Fire Suppression Assessment District Total		27,446.14	-	-	27,446.14	27,446.14	27,446.14
Fire Department	2330 - Werner Court Vegetation Mgmt District	1000009 - DP200 Administrative Project	-	-	-	-	-	0.00
Fire Department	2330 - Werner Court Vegetation Mgmt District Total		-	-	-	-	-	0.00
Fire Department	2412 - Measure M - Alameda County Emergency Dispatch Service Supplemental Assessment	1000009 - DP200 Administrative Project	-	30,303.03	-	-	-	30,303.03
Fire Department	2412 - Measure M - Alameda County: Emergency Dispatch Service Supplemental Assessment		-	30,303.03	-	-	-	30,303.03
Fire Department	2415 - Development Service Fund	1003971 - TECH ENHANCEMENT AND REC MGMT	223,669.00	-	-	-	-	0.00
Fire Department		1005060 - Fire Code Insp of Structures	4,409,138.13	615,899.51	-	3,251,675.73	3,251,675.73	3,867,575.24
Fire Department		1005074 - Fire Plan Check	2,610,352.40	85,976.25	-	152,750.96	152,750.96	238,727.21
Fire Department	2415 - Development Service Fund Total		7,243,159.53	701,875.76	-	3,404,426.69	3,404,426.69	4,106,302.45
Fire Department	2999 - Miscellaneous Grants	1005493 - Youth Fire Safety Program	-	-	-	-	-	0.00
Fire Department		1006383 - OFD DONATIONS UNDER 50K	500.00	-	500.00	-	500.00	500.00
Fire Department	2999 - Miscellaneous Grants Total		500.00	-	500.00	-	500.00	500.00
Fire Department	3100 - Sewer Service Fund	1000009 - DP200 Administrative Project	-	-	-	-	-	0.00
Fire Department	3100 - Sewer Service Fund Total		-	-	-	-	-	0.00
Fire Department	4100 - Equipment	1000009 - DP200 Administrative Project	-	54,852.75	-	-	-	54,852.75
Fire Department	4100 - Equipment Total		-	54,852.75	-	-	-	54,852.75
Fire Department	4200 - Radio / Telecomm	1000009 - DP200 Administrative Project	-	7,906.91	-	-	-	7,906.91
Fire Department	4200 - Radio / Telecommunications Total		-	7,906.91	-	-	-	7,906.91
Fire Department	4600 - Information Technology	1000439 - IBM2 911 PS UPGRADE C468133	528,303.61	-	528,303.61	-	528,303.61	528,303.61
Fire Department	4600 - Information Technology Total		528,303.61	-	528,303.61	-	528,303.61	528,303.61
Fire Department	7760 - Grant Clearing	1003336 - DOT OVERHEAD CLEARING	-	-	-	-	-	0.00
Fire Department	7760 - Grant Clearing Total		-	-	-	-	-	0.00
Fire Department Total			41,043,491.25	4,440,062.21	31,348,372.30	3,631,872.83	34,980,245.13	39,420,307.34

DEPARTMENT NAME	Fund - Fund Desc	Proj - Proj Desc	Available P12-24	Approved Enc CF	Recommend Project CF - Phase 1	Recommended Project CF - Phase 2	Total Recommended Project CF	Total Approved (Encumb CF + Project CF)
Housing and Community Development Department	1010 - General Fund: Gen	1000020 - DP890 Administrative Project	-	-	-	-	-	0.00
Housing and Community Development Department		1001110 - RENT ARBITRATION P190020	-	-	-	-	-	0.00
Housing and Community Development Department		1006449 - Homeless Prevention Pilot	-	-	-	-	-	0.00
Housing and Community Development Department		1006585 - Legal Svc Prisoners w Child	-	-	-	-	-	0.00
Housing and Community Development Department	1010 - General Fund: General Purpose Total		-	-	-	-	-	0.00
Housing and Community Development Department	1830 - Central District Pro	1001241 - BWAY COR REV LOAN 1830-P177010	-	-	-	-	-	0.00
Housing and Community Development Department	1830 - Central District Project Area Loans Total		-	-	-	-	-	0.00
Housing and Community Development Department	1870 - Affordable Housing	1000020 - DP890 Administrative Project	-	-	-	-	-	0.00
Housing and Community Development Department		1000381 - CIVIC CENTER14TOD	50,000.00	-	-	-	-	0.00
Housing and Community Development Department		1000386 - HTF HOUSING DEV	6,738,202.47	80,631.22	-	1,896,975.54	1,896,975.54	1,977,606.76
Housing and Community Development Department		1000393 - PREDEVELOPMENT LOAN	138,173.53	-	-	-	-	0.00
Housing and Community Development Department		1001418 - DHCD-CDE ADMINISTRAT G05650	391,117.03	3,248.13	-	-	-	3,248.13
Housing and Community Development Department		1001664 - JOBS/HOUSING IMPACT FEES	3,965,000.00	-	-	3,965,000.00	3,965,000.00	3,965,000.00
Housing and Community Development Department		1001674 - AFFORDABLE HOUSING IMPACT FEE	5,692,682.52	-	-	5,692,682.52	5,692,682.52	5,692,682.52
Housing and Community Development Department		1004050 - Longfellow 3801 3807 MLK	1,054,000.00	-	-	1,054,000.00	1,054,000.00	1,054,000.00
Housing and Community Development Department		1004667 - 7TH & CAMPBELL	55,423.73	-	-	55,423.73	55,423.73	55,423.73
Housing and Community Development Department		1004668 - 95TH AND INTERNATIONAL	-	-	-	-	-	0.00
Housing and Community Development Department		1004670 - FRIENDSHIP SENIOR RENTAL	-	-	-	-	-	0.00
Housing and Community Development Department		1004773 - Healthy Housing Code	600,000.00	-	-	-	-	0.00
Housing and Community Development Department		1004815 - Oakland Anti-Displacement	316,730.92	-	-	-	-	0.00
Housing and Community Development Department		1005041 - CLIFTON HALL ACQUISITION	201,427.40	71,093.35	-	201,427.40	201,427.40	272,520.75
Housing and Community Development Department		1005446 - 2000 36TH AVENUE	2,321,784.44	-	-	2,321,784.44	2,321,784.44	2,321,784.44
Housing and Community Development Department		1005447 - 6106-6108 HILTON STREET	213,737.00	-	-	213,737.00	213,737.00	213,737.00
Housing and Community Development Department		1005506 - 524-530 8TH STREET	-	-	-	-	-	0.00
Housing and Community Development Department		1005788 - Fook Lok East	1,127.38	-	-	1,127.38	1,127.38	1,127.38
Housing and Community Development Department		1006416 - Phoenix Affordable Housing	-	-	-	-	-	0.00
Housing and Community Development Department		1006544 - 34th & San Pablo	1,771,313.00	-	-	1,771,313.00	1,771,313.00	1,771,313.00
Housing and Community Development Department		1006547 - 2700 International	38,687.00	-	-	38,687.00	38,687.00	38,687.00
Housing and Community Development Department		1006991 - COLISEUM CONN RELOC ASSIST	741,339.67	-	-	741,339.67	741,339.67	741,339.67
Housing and Community Development Department		1007110 - Create Rapid Response Homeless	5,843,841.00	-	-	5,843,841.00	5,843,841.00	5,843,841.00
Housing and Community Development Department		1007111 - Tenant Legal Services	877,238.78	-	-	877,238.78	877,238.78	877,238.78
Housing and Community Development Department		1007113 - Seismic Assessments	100,000.00	-	-	100,000.00	100,000.00	100,000.00
Housing and Community Development Department		1007510 - 1707 Wood Street	650,000.00	-	-	650,000.00	650,000.00	650,000.00
Housing and Community Development Department	1870 - Affordable Housing Trust Fund Total		31,761,825.87	154,972.70	-	25,424,577.46	25,424,577.46	25,579,550.16
Housing and Community Development Department	1871 - Jobs Housing Impa	1004050 - Longfellow 3801 3807 MLK	1,018,000.00	-	-	1,018,000.00	1,018,000.00	1,018,000.00
Housing and Community Development Department		1004670 - FRIENDSHIP SENIOR RENTAL	69,827.21	-	-	69,827.21	69,827.21	69,827.21
Housing and Community Development Department		1005374 - 1432 12TH AVENUE	207,864.07	-	-	207,864.07	207,864.07	207,864.07
Housing and Community Development Department		1005446 - 2000 36TH AVENUE	138,096.44	-	-	138,096.44	138,096.44	138,096.44
Housing and Community Development Department		1005469 - 3050 Int'l Blvd Acquisition	2,263,889.00	-	-	2,263,889.00	2,263,889.00	2,263,889.00
Housing and Community Development Department		1006143 - 1921 & 2022 36th Avenue	1,450,000.00	-	-	1,450,000.00	1,450,000.00	1,450,000.00
Housing and Community Development Department		1006416 - Phoenix Affordable Housing	201,710.00	-	-	201,710.00	201,710.00	201,710.00
Housing and Community Development Department		1006544 - 34th & San Pablo	928,687.00	-	-	928,687.00	928,687.00	928,687.00
Housing and Community Development Department		1006546 - Agnes Memorial Senior	769,629.00	-	-	769,629.00	769,629.00	769,629.00
Housing and Community Development Department		1006547 - 2700 International	2,500,000.00	-	-	2,500,000.00	2,500,000.00	2,500,000.00
Housing and Community Development Department		1007075 - JOBS/HOUSING IMPACT FEE	244,206.92	-	-	244,206.92	244,206.92	244,206.92
Housing and Community Development Department	1871 - Jobs Housing Impact Fee Fund Total		9,791,909.64	-	-	9,791,909.64	9,791,909.64	9,791,909.64
Housing and Community Development Department	1872 - Affordable Housing	1001674 - AFFORDABLE HOUSING IMPACT FEE	1,872,856.81	-	-	1,872,856.81	1,872,856.81	1,872,856.81
Housing and Community Development Department		1004050 - Longfellow 3801 3807 MLK	4,449,977.40	-	-	4,449,977.40	4,449,977.40	4,449,977.40
Housing and Community Development Department		1004670 - FRIENDSHIP SENIOR RENTAL	-	-	-	-	-	0.00
Housing and Community Development Department		1004675 - WEST GRAND & BRUSH	2,330,000.00	-	-	2,330,000.00	2,330,000.00	2,330,000.00
Housing and Community Development Department		1005446 - 2000 36TH AVENUE	40,119.12	-	-	40,119.12	40,119.12	40,119.12
Housing and Community Development Department		1005469 - 3050 Int'l Blvd Acquisition	586,111.00	-	-	586,111.00	586,111.00	586,111.00
Housing and Community Development Department		1005506 - 524-530 8TH STREET	-	-	-	-	-	0.00
Housing and Community Development Department		1006416 - Phoenix Affordable Housing	-	-	-	-	-	0.00
Housing and Community Development Department		1006542 - 500 Lake Park Avenue	983,130.00	-	-	983,130.00	983,130.00	983,130.00
Housing and Community Development Department		1006544 - 34th & San Pablo	527,870.00	-	-	527,870.00	527,870.00	527,870.00
Housing and Community Development Department		1006546 - Agnes Memorial Senior	1,096,456.00	-	-	1,096,456.00	1,096,456.00	1,096,456.00
Housing and Community Development Department		1007076 - AFFORDABLE HOUSING IMPACT	452,473.00	-	-	452,473.00	452,473.00	452,473.00
Housing and Community Development Department	1872 - Affordable Housing Impact Fee Fund Total		12,338,993.33	-	-	12,338,993.33	12,338,993.33	12,338,993.33
Housing and Community Development Department	1880 - Low Mod Operatio	1000382 - 94TH-INTL AFF HSG	2,997.60	-	-	-	-	0.00
Housing and Community Development Department		1000933 - HSG DEV-HOME MATCH-389 CITY	36,089.00	-	-	36,089.00	36,089.00	36,089.00

DEPARTMENT NAME	Fund - Fund Desc	Proj - Proj Desc	Available P12-24	Approved Enc CF	Recommend Project CF - Phase 1	Recommended Project CF - Phase 2	Total Recommended Project CF	Total Approved (Encumb CF + Project CF)
Housing and Community Development Department	1880 - Low Mod Operatio	1000934 - CCE HSG 1550 5TH AVE-359 CITY	8,230.00	-	-	-	-	0.00
Housing and Community Development Department		1000937 - CALIFORNIA HOTEL	86,478.00	-	-	86,478.00	86,478.00	86,478.00
Housing and Community Development Department	1880 - Low Mod Operations Total		133,794.60	-	-	122,567.00	122,567.00	122,567.00
Housing and Community Development Department	1883 - 2000 Subordinated	1000940 - FAITH HOUSING-ROPS 398 CITY	8,916.48	-	-	8,916.48	8,916.48	8,916.48
Housing and Community Development Department		1000941 - 3701 MLK JR WAY-ROPS 399 CITY	5,640.95	-	-	5,640.95	5,640.95	5,640.95
Housing and Community Development Department		1000942 - MLK MACARTHUR-ROPS 400 CITY	6,527.64	-	-	6,527.64	6,527.64	6,527.64
Housing and Community Development Department		1000943 - 1672 7TH STREET-ROPS 402 CITY	4,232.34	-	-	4,232.34	4,232.34	4,232.34
Housing and Community Development Department		1000944 - 1666 7TH STREET AQUIS-403 CITY	2,200.90	-	-	1,667.05	1,667.05	1,667.05
Housing and Community Development Department		1001033 - 715 CAMPBELL STREET-401 CITY	595.92	-	-	-	-	0.00
Housing and Community Development Department		1001296 - 1574-90 7TH AVENUE-397 CITY	8,550.01	-	-	8,550.01	8,550.01	8,550.01
Housing and Community Development Department	1883 - 2000 Subordinated Housing Set-aside Total		36,664.24	-	-	35,534.47	35,534.47	35,534.47
Housing and Community Development Department	1884 - 2006 Housing Bon	1000937 - CALIFORNIA HOTEL	1,178,555.90	-	-	1,178,555.90	1,178,555.90	1,178,555.90
Housing and Community Development Department	1884 - 2006 Housing Bond Proceeds Total		1,178,555.90	-	-	1,178,555.90	1,178,555.90	1,178,555.90
Housing and Community Development Department	1885 - 2011A-T Subordina	1000390 - PARCELS F-G-BRKLNYB	1,103,253.86	-	-	1,103,253.86	1,103,253.86	1,103,253.86
Housing and Community Development Department		1005788 - Fook Lok East	378,872.62	-	-	378,872.62	378,872.62	378,872.62
Housing and Community Development Department	1885 - 2011A-T Subordinated Housing Total		1,482,126.48	-	-	1,482,126.48	1,482,126.48	1,482,126.48
Housing and Community Development Department	2063 - FEMA Declarations	1006991 - COLISEUM CONN RELOC ASSIST	-	-	-	-	-	0.00
Housing and Community Development Department	2063 - FEMA Declarations Total		-	-	-	-	-	0.00
Housing and Community Development Department	2071 - CARES Act Relief F	1005781 - ERA Program	-	-	-	-	-	0.00
Housing and Community Development Department		1006076 - ERAP II	(27,454.73)	-	(27,454.73)	-	(27,454.73)	(27,454.73)
Housing and Community Development Department	2071 - CARES Act Relief Fund Total		(27,454.73)	-	(27,454.73)	-	(27,454.73)	(27,454.73)
Housing and Community Development Department	2072 - American Rescue P	1006120 - CA ERAP-SRA2	-	-	-	-	-	0.00
Housing and Community Development Department	2072 - American Rescue Plan Act Total		-	-	-	-	-	0.00
Housing and Community Development Department	2108 - HUD-CDBG	1000079 - TENANT ACCESS G00500	140,175.91	-	-	140,175.91	140,175.91	140,175.91
Housing and Community Development Department		1000081 - OBDC PROGRAM DE G02200	(469,328.43)	-	(469,328.43)	-	(469,328.43)	(469,328.43)
Housing and Community Development Department		1000083 - CD CONTINGENCY G06250	0.83	-	0.83	-	0.83	0.83
Housing and Community Development Department		1000084 - FAIR HOUSING G06520	-	-	-	-	-	0.00
Housing and Community Development Department		1000085 - HOME COUNSELING G08350	43,116.83	0.01	43,116.83	-	43,116.83	43,116.83
Housing and Community Development Department		1000087 - HOME MAINTENANCE G08650	(720,601.59)	-	(720,601.59)	-	(720,601.59)	(720,601.59)
Housing and Community Development Department		1000089 - EB COM LAW CTR CDBG	0.38	-	0.38	-	0.38	0.38
Housing and Community Development Department		1000338 - LIFELONG MEDICAL CTR	4.17	-	4.17	-	4.17	4.17
Housing and Community Development Department		1000350 - CDBG GRANT FY13-15 G468840	0.45	-	0.45	-	0.45	0.45
Housing and Community Development Department		1000351 - CDBG GRANT FY13-15 G468845	171.56	-	171.56	-	171.56	171.56
Housing and Community Development Department		1000359 - STRATEGIC INITIATIVE	(23,103.18)	-	(23,103.18)	-	(23,103.18)	(23,103.18)
Housing and Community Development Department		1000360 - CDBG SEISMIC RETRO	(3,884.71)	-	(3,884.71)	-	(3,884.71)	(3,884.71)
Housing and Community Development Department		1000362 - RENTAL REHAB PRGM G480120	3,260.71	-	3,260.71	-	3,260.71	3,260.71
Housing and Community Development Department		1000886 - REHAB LOAN PROG G08750	(573,346.74)	8,812.03	(573,346.74)	-	(573,346.74)	(564,534.71)
Housing and Community Development Department		1000887 - CD SELF-HELP PAINT G09050	7,102.75	-	7,102.75	-	7,102.75	7,102.75
Housing and Community Development Department		1001107 - MINOR HOME REPAIR G53800	33,272.54	2,576.06	33,272.54	-	33,272.54	35,848.60
Housing and Community Development Department		1001338 - 2108 CDBG EOCP HOMELESS HSG SHELTER	20,437.52	-	20,437.52	-	20,437.52	20,437.52
Housing and Community Development Department		1001417 - BUSINESS DEVE G01900	(17,685.12)	-	(17,685.12)	-	(17,685.12)	(17,685.12)
Housing and Community Development Department		1001418 - DHCD-CDE ADMINISTRAT G05650	(333,054.38)	91.87	(333,054.38)	-	(333,054.38)	(332,962.51)
Housing and Community Development Department		1001462 - SPAAT STUDENT PROGR	501.14	-	501.14	-	501.14	501.14
Housing and Community Development Department		1001523 - FEMA SF SEISMIC RETROFIT MATCH	195,536.55	-	195,536.55	-	195,536.55	195,536.55
Housing and Community Development Department		1001532 - FEMA SOFTSTORY RETROFIT MATCH	139,156.84	-	139,156.84	-	139,156.84	139,156.84
Housing and Community Development Department		1003928 - SAVE Center - Homeless Svc	12.15	-	12.15	-	12.15	12.15
Housing and Community Development Department		1003930 - Career Center Improvements	-	-	-	-	-	0.00
Housing and Community Development Department		1003934 - Educational Support	(6,947.00)	-	(6,947.00)	-	(6,947.00)	(6,947.00)
Housing and Community Development Department		1003937 - Youth Svcs & Crime Prevention	12.59	-	12.59	-	12.59	12.59
Housing and Community Development Department		1003938 - Economic Development	-	-	-	-	-	0.00
Housing and Community Development Department		1004524 - Spanish Speaking Foundation Cl	10.35	-	10.35	-	10.35	10.35
Housing and Community Development Department		1004670 - FRIENDSHIP SENIOR RENTAL	-	-	-	-	-	0.00
Housing and Community Development Department		1004675 - WEST GRAND & BRUSH	-	-	-	-	-	0.00
Housing and Community Development Department		1004948 - Fruitvale Roof Replacement	1,619.22	-	1,619.22	-	1,619.22	1,619.22
Housing and Community Development Department		1004951 - Construction Resource Center	0.55	-	0.55	-	0.55	0.55
Housing and Community Development Department		1004955 - Single Moms Housing	0.07	-	0.07	-	0.07	0.07
Housing and Community Development Department		1005041 - CLIFTON HALL ACQUISITION	0.48	-	0.48	-	0.48	0.48
Housing and Community Development Department		1005099 - Computer Training for Seniors	3.00	-	3.00	-	3.00	3.00
Housing and Community Development Department		1005463 - Shelter Plumbing Project	5,522.00	-	5,522.00	-	5,522.00	5,522.00
Housing and Community Development Department		1005466 - Homeless Youth Services	64.44	-	64.44	-	64.44	64.44
Housing and Community Development Department		1005467 - Youth Re-entry Services	64.47	-	64.47	-	64.47	64.47

DEPARTMENT NAME	Fund - Fund Desc	Proj - Proj Desc	Available P12-24	Approved Enc CF	Recommend Project CF - Phase 1	Recommended Project CF - Phase 2	Total Recommended Project CF	Total Approved (Encumb CF + Project CF)
Housing and Community Development Department	2108 - HUD-CDBG	1005524 - East Oakland Enterpreneurship	460.37	-	460.37	-	460.37	460.37
Housing and Community Development Department		1005525 - CDBG CARES ACT Grant - CV	831,423.65	-	831,423.65	-	831,423.65	831,423.65
Housing and Community Development Department		1005682 - CDBG CARES ACT grant - CV3	415,747.33	18.87	415,747.33	-	415,747.33	415,766.20
Housing and Community Development Department		1005808 - OakWifi - CDBG	16,212.89	-	16,212.89	-	16,212.89	16,212.89
Housing and Community Development Department		1005909 - Construction/Project Mgmt_FY22	-	-	-	-	-	0.00
Housing and Community Development Department		1005911 - East Oakland Entr Forums_FY22	463.50	-	463.50	-	463.50	463.50
Housing and Community Development Department		1005912 - Senior Services_FY22	-	-	-	-	-	0.00
Housing and Community Development Department		1005926 - Youth & Young Adult Serv_FY22	1,212.11	-	1,212.11	-	1,212.11	1,212.11
Housing and Community Development Department		1005931 - Single Mom Housing_FY22	30,344.71	-	30,344.71	-	30,344.71	30,344.71
Housing and Community Development Department		1005933 - East Bay Law Center_FY22	239.55	-	239.55	-	239.55	239.55
Housing and Community Development Department		1005934 - Minor Home Repairs_FY22	44,306.02	-	44,306.02	-	44,306.02	44,306.02
Housing and Community Development Department		1005935 - Rehab Loan Program_FY22	-	-	-	-	-	0.00
Housing and Community Development Department		1005936 - Relocation Program_FY22	(14,152.17)	-	(14,152.17)	-	(14,152.17)	(14,152.17)
Housing and Community Development Department		1005937 - RLS O&M-RLPI	9,328.64	261.09	9,328.64	-	9,328.64	9,589.73
Housing and Community Development Department		1005938 - Admin&Fisc CDBG Staffing_FY22	12,272.13	-	12,272.13	-	12,272.13	12,272.13
Housing and Community Development Department		1005944 - CDBG EHRP/HMIP_FY22	300.00	-	300.00	-	300.00	300.00
Housing and Community Development Department		1005945 - CDBG AIP/Lead-Safe Prog_FY22	129,343.40	-	129,343.40	-	129,343.40	129,343.40
Housing and Community Development Department		1006084 - CDBG RLPI	413,334.43	-	413,334.43	-	413,334.43	413,334.43
Housing and Community Development Department		1006092 - Non-Public & Non-Admin	(832.23)	-	(832.23)	-	(832.23)	(832.23)
Housing and Community Development Department		1006230 - East Bay Law Center_FY23	1.17	-	1.17	-	1.17	1.17
Housing and Community Development Department		1006231 - Minor Home Repairs_FY23	-	-	-	-	-	0.00
Housing and Community Development Department		1006232 - Relocation Program_FY23	35,035.37	-	35,035.37	-	35,035.37	35,035.37
Housing and Community Development Department		1006233 - Small Business Loan Prog_FY23	-	-	-	-	-	0.00
Housing and Community Development Department		1006234 - CDBG EHRP/HMIP_FY23	450.00	-	450.00	-	450.00	450.00
Housing and Community Development Department		1006235 - CDBG AIP/Lead-Safe Prog_FY23	497.50	-	497.50	-	497.50	497.50
Housing and Community Development Department		1006236 - CDBG RLPI FY23	-	-	-	-	-	0.00
Housing and Community Development Department		1006239 - Pre AAP O&M Holding Pot_FY23	55,731.81	-	55,731.81	-	55,731.81	55,731.81
Housing and Community Development Department		1006240 - Admin&Fisc CDBG Staffing_FY23	(113,015.18)	-	(113,015.18)	-	(113,015.18)	(113,015.18)
Housing and Community Development Department		1006241 - CDBG RLS Program Delivery_FY23	584.59	-	584.59	-	584.59	584.59
Housing and Community Development Department		1006242 - CDE CDBG Staffing_FY23	100,763.39	-	100,763.39	-	100,763.39	100,763.39
Housing and Community Development Department		1006252 - FEMA SF SEISMIC MATCH FY23	20,000.00	-	20,000.00	-	20,000.00	20,000.00
Housing and Community Development Department		1006253 - FEMA SOFTSTORY MATCH FY23	125,000.00	-	125,000.00	-	125,000.00	125,000.00
Housing and Community Development Department		1006448 - Fair Chance Ordinance_FY23	90,000.00	-	90,000.00	-	90,000.00	90,000.00
Housing and Community Development Department		1006449 - Homeless Prevention Pilot	-	-	-	-	-	0.00
Housing and Community Development Department		1006861 - Minor Home Repairs_FY24	8,214.93	-	8,214.93	-	8,214.93	8,214.93
Housing and Community Development Department		1006863 - CDBG AIP/Lead-Safe Prog_FY24	121,907.00	-	121,907.00	-	121,907.00	121,907.00
Housing and Community Development Department		1006865 - CDBG EHRP/HMIP_FY24	69,891.00	-	69,891.00	-	69,891.00	69,891.00
Housing and Community Development Department		1006868 - CDBG RLPI FY24	478,237.35	-	478,237.35	-	478,237.35	478,237.35
Housing and Community Development Department		1006872 - East Bay Law Center_FY24	-	-	-	-	-	0.00
Housing and Community Development Department		1006874 - Fair Chance Ordinance_FY24	90,000.00	-	90,000.00	-	90,000.00	90,000.00
Housing and Community Development Department		1006876 - Relocation Program_FY24	103,241.98	-	103,241.98	-	103,241.98	103,241.98
Housing and Community Development Department		1006878 - CDBG General Admin_FY24	(134,033.44)	-	(134,033.44)	-	(134,033.44)	(134,033.44)
Housing and Community Development Department		1006880 - Rehab Prog Delivery_FY24	(15,621.97)	-	(15,621.97)	-	(15,621.97)	(15,621.97)
Housing and Community Development Department		1006882 - CDBG Program Delivery_FY24	134,231.39	-	134,231.39	-	134,231.39	134,231.39
Housing and Community Development Department		1006888 - Small Business Loan Prog_FY24	-	-	-	-	-	0.00
Housing and Community Development Department		1006890 - Hsng Asst_Legal & Rental_FY24	-	-	-	-	-	0.00
Housing and Community Development Department		1006984 - 2023 WINTER STORM	-	-	-	-	-	0.00
Housing and Community Development Department		1006991 - COLISEUM CONN RELOC ASSIST	-	-	-	-	-	0.00
Housing and Community Development Department		1007064 - Homeless Prevention Prog	30,000.00	-	30,000.00	-	30,000.00	30,000.00
Housing and Community Development Department	2108 - HUD-CDBG Total		1,533,217.57	11,759.93	1,533,217.57	-	1,533,217.57	1,544,977.50
Housing and Community Development Department	2109 - HUD-Home	1000248 - HOME HSING DEV.PROJ G172121	10,756.38	-	10,756.38	-	10,756.38	10,756.38
Housing and Community Development Department		1000364 - REDWOOD HILL	-	-	-	-	-	0.00
Housing and Community Development Department		1000379 - HOME PROGRAM H91012	2,138,578.02	-	2,138,578.02	-	2,138,578.02	2,138,578.02
Housing and Community Development Department		1000390 - PARCELS F-G-BRKLNB	228,651.00	-	228,651.00	-	228,651.00	228,651.00
Housing and Community Development Department		1000394 - HOME HOUSING DEV	8,665,769.19	-	8,665,769.19	-	8,665,769.19	8,665,769.19
Housing and Community Development Department		1001304 - HMIP HOMEOWNER REHAB	910,880.34	-	910,880.34	-	910,880.34	910,880.34
Housing and Community Development Department		1004439 - Ancora Place-SAHA (WOLERY)	200,000.00	-	200,000.00	-	200,000.00	200,000.00
Housing and Community Development Department		1004668 - 95TH AND INTERNATIONAL	-	-	-	-	-	0.00
Housing and Community Development Department		1004670 - FRIENDSHIP SENIOR RENTAL	-	-	-	-	-	0.00
Housing and Community Development Department		1006277 - HOME-ARP	1,726,119.56	-	1,726,119.56	-	1,726,119.56	1,726,119.56
Housing and Community Development Department		1006504 - INN AT COLISEUM	920,918.36	-	920,918.36	-	920,918.36	920,918.36

DEPARTMENT NAME	Fund - Fund Desc	Proj - Proj Desc	Available P12-24	Approved Enc CF	Recommend Project CF - Phase 1	Recommended Project CF - Phase 2	Total Recommended Project CF	Total Approved (Encumb CF + Project CF)
Housing and Community Development Department	2109 - HUD-Home	1006542 - 500 Lake Park Avenue	6,615,000.00	-	6,615,000.00	-	6,615,000.00	6,615,000.00
Housing and Community Development Department		1006546 - Agnes Memorial Senior	2,642,100.00	-	2,642,100.00	-	2,642,100.00	2,642,100.00
Housing and Community Development Department	2109 - HUD-Home Total		24,058,772.85	-	24,058,772.85	-	24,058,772.85	24,058,772.85
Housing and Community Development Department	2144 - California Housing	1000270 - CalHOME Prog	1,090,607.77	-	1,090,607.77	-	1,090,607.77	1,090,607.77
Housing and Community Development Department		1000356 - BEGIN PROGRAM	8,075.11	-	8,075.11	-	8,075.11	8,075.11
Housing and Community Development Department		1000386 - HTF HOUSING DEV	576,797.15	-	576,797.15	-	576,797.15	576,797.15
Housing and Community Development Department		1004672 - FRUITVALE TRANSIT VILLAGE II B	250,000.00	-	250,000.00	-	250,000.00	250,000.00
Housing and Community Development Department		1005469 - 3050 Int'l Blvd Acquisition	2,922,130.00	-	2,922,130.00	-	2,922,130.00	2,922,130.00
Housing and Community Development Department		1005826 - CalHome ADU Program	2,876,956.35	-	2,876,956.35	-	2,876,956.35	2,876,956.35
Housing and Community Development Department		1006204 - 2020 LHFT NOFA	250,000.00	-	250,000.00	-	250,000.00	250,000.00
Housing and Community Development Department		1006315 - 2021 LHFT NOFA	250,000.00	-	250,000.00	-	250,000.00	250,000.00
Housing and Community Development Department		1006416 - Phoenix Affordable Housing	-	-	-	-	-	0.00
Housing and Community Development Department		1006504 - INN AT COLISEUM	3,866,384.84	-	3,866,384.84	-	3,866,384.84	3,866,384.84
Housing and Community Development Department		1006546 - Agnes Memorial Senior	1,827,870.00	-	1,827,870.00	-	1,827,870.00	1,827,870.00
Housing and Community Development Department		1006547 - 2700 International	4,750,000.00	-	4,750,000.00	-	4,750,000.00	4,750,000.00
Housing and Community Development Department		1006582 - 2022 LHTH NOFA	250,000.00	-	250,000.00	-	250,000.00	250,000.00
Housing and Community Development Department		1006904 - State Cashflow Loan for ERAP	4,092,415.30	75.82	4,092,415.30	-	4,092,415.30	4,092,491.12
Housing and Community Development Department		1007162 - Prohousing Incentive Pilot	290,000.00	-	290,000.00	-	290,000.00	290,000.00
Housing and Community Development Department		1007165 - East 12th Street	4,621,304.00	-	4,621,304.00	-	4,621,304.00	4,621,304.00
Housing and Community Development Department		1007185 - CalHFA ADU Prog	39,479.25	-	39,479.25	-	39,479.25	39,479.25
Housing and Community Development Department		1007320 - Infill Infrastructure Grant	12,653,187.25	-	12,653,187.25	-	12,653,187.25	12,653,187.25
Housing and Community Development Department		1007360 - REAP2-Reg. Early Act'n Plan	10,000,000.00	-	10,000,000.00	-	10,000,000.00	10,000,000.00
Housing and Community Development Department		1007469 - Dignity Village	14,266,000.00	-	14,266,000.00	-	14,266,000.00	14,266,000.00
Housing and Community Development Department		1007471 - CSH Enterprise Housing	20,368,264.00	-	20,368,264.00	-	20,368,264.00	20,368,264.00
Housing and Community Development Department		1007472 - Imperial-Inn	15,536,403.00	-	15,536,403.00	-	15,536,403.00	15,536,403.00
Housing and Community Development Department		1007506 - Chinatown TOD	12,950,000.00	-	12,950,000.00	-	12,950,000.00	12,950,000.00
Housing and Community Development Department		1007507 - 7101 Foothill Boulevard	9,194,852.75	-	9,194,852.75	-	9,194,852.75	9,194,852.75
Housing and Community Development Department		1007508 - 1396 5th St & 500 Kirkham St	7,900,000.00	-	7,900,000.00	-	7,900,000.00	7,900,000.00
Housing and Community Development Department	2144 - California Housing and Community Development Total		130,830,726.77	75.82	130,830,726.77	-	130,830,726.77	130,830,802.59
Housing and Community Development Department	2145 - California Permane	1006475 - PLHA	9,464,475.00	-	9,464,475.00	-	9,464,475.00	9,464,475.00
Housing and Community Development Department	2145 - California Permanent Local Housing Allocation Total		9,464,475.00	-	9,464,475.00	-	9,464,475.00	9,464,475.00
Housing and Community Development Department	2159 - State of California	1000394 - HOME HOUSING DEV	-	-	-	-	-	0.00
Housing and Community Development Department		1005041 - CLIFTON HALL ACQUISITION	29,375.48	-	29,375.48	-	29,375.48	29,375.48
Housing and Community Development Department		1006505 - PIEDMONT PLACE	9,092,009.00	-	9,092,009.00	-	9,092,009.00	9,092,009.00
Housing and Community Development Department	2159 - State of California Other Total		9,121,384.48	-	9,121,384.48	-	9,121,384.48	9,121,384.48
Housing and Community Development Department	2413 - Rent Adjustment P	1001110 - RENT ARBITRATION P190020	1,619,591.60	25,581.35	-	-	-	25,581.35
Housing and Community Development Department	2413 - Rent Adjustment Program Fund Total		1,619,591.60	25,581.35	-	-	-	25,581.35
Housing and Community Development Department	2423 - Jobs Housing Impa	1005374 - 1432 12TH AVENUE	-	-	-	-	-	0.00
Housing and Community Development Department		1006416 - Phoenix Affordable Housing	-	-	-	-	-	0.00
Housing and Community Development Department	2423 - Jobs Housing Impact Fee Fund Total		-	-	-	-	-	0.00
Housing and Community Development Department	2424 - Affordable Housing	1001674 - AFFORDABLE HOUSING IMPACT FEE	-	-	-	-	-	0.00
Housing and Community Development Department	2424 - Affordable Housing Impact Fee Fund Total		-	-	-	-	-	0.00
Housing and Community Development Department	2430 - Lead Settlement 2	1006538 - Equity Based Lead Program	350,000.00	-	-	350,000.00	350,000.00	350,000.00
Housing and Community Development Department	2430 - Lead Settlement 2022 Total		350,000.00	-	-	350,000.00	350,000.00	350,000.00
Housing and Community Development Department	2611 - HUD-CDBG (ARRA)	1001457 - WINTER WEATHERIZATION-CDBG-R	473,030.10	-	-	473,030.10	473,030.10	473,030.10
Housing and Community Development Department	2611 - HUD-CDBG (ARRA) Total		473,030.10	-	-	473,030.10	473,030.10	473,030.10
Housing and Community Development Department	2826 - Mortgage Revenue	1000383 - HOUSING DEVELOP P05320	847,205.73	13,506.58	-	-	-	13,506.58
Housing and Community Development Department		1006542 - 500 Lake Park Avenue	1,577,870.00	-	-	1,577,870.00	1,577,870.00	1,577,870.00
Housing and Community Development Department		1006867 - HODAG \$ To Be Returned to HUD	-	-	-	-	-	0.00
Housing and Community Development Department	2826 - Mortgage Revenue Total		2,425,075.73	13,506.58	-	1,577,870.00	1,577,870.00	1,591,376.58
Housing and Community Development Department	2830 - Low and Moderate	1000364 - REDWOOD HILL	-	-	-	-	-	0.00
Housing and Community Development Department		1000388 - HOUSING DEV PROJECT	20,739,032.03	25,742.50	-	20,696,583.03	20,696,583.03	20,722,325.53
Housing and Community Development Department		1000392 - EMERGENCY REPAIR PROG	300,000.00	-	-	-	-	0.00
Housing and Community Development Department		1001033 - 715 CAMPBELL STREET-401 CITY	6,790.00	-	-	-	-	0.00
Housing and Community Development Department		1003307 - Acq. Rehab & NOAH Preservation	895,000.00	-	-	895,000.00	895,000.00	895,000.00
Housing and Community Development Department		1004050 - Longfellow 3801 3807 MLK	228,000.00	-	-	228,000.00	228,000.00	228,000.00
Housing and Community Development Department		1004668 - 95TH AND INTERNATIONAL	-	-	-	-	-	0.00
Housing and Community Development Department		1004670 - FRIENDSHIP SENIOR RENTAL	690,734.17	-	-	690,734.17	690,734.17	690,734.17
Housing and Community Development Department		1004672 - FRUITVALE TRANSIT VILLAGE II B	957,899.94	-	-	957,899.94	957,899.94	957,899.94
Housing and Community Development Department		1004675 - WEST GRAND & BRUSH	48,031.44	-	-	48,031.44	48,031.44	48,031.44
Housing and Community Development Department		1004722 - VISTA ESTERO	8,750.01	-	-	8,750.01	8,750.01	8,750.01

DEPARTMENT NAME	Fund - Fund Desc	Proj - Proj Desc	Available P12-24	Approved Enc CF	Recommend Project CF - Phase 1	Recommended Project CF - Phase 2	Total Recommended Project CF	Total Approved (Encumb CF + Project CF)
Housing and Community Development Department	2830 - Low and Moderate	1005447 - 6106-6108 HILTON STREET	2,186,263.00	-	-	2,186,263.00	2,186,263.00	2,186,263.00
Housing and Community Development Department		1005839 - Peace Gardens	30,000.00	-	-	30,000.00	30,000.00	30,000.00
Housing and Community Development Department		1006416 - Phoenix Affordable Housing	-	-	-	-	-	0.00
Housing and Community Development Department		1007110 - Create Rapid Response Homeless	2,167,622.00	-	-	2,167,622.00	2,167,622.00	2,167,622.00
Housing and Community Development Department		1007497 - Covenant Hsg CA	1,200,000.00	-	-	1,200,000.00	1,200,000.00	1,200,000.00
Housing and Community Development Department	2830 - Low and Moderate Income Housing Asset Fund Total		29,458,122.59	25,742.50		29,108,883.59	29,108,883.59	29,134,626.09
Housing and Community Development Department	2999 - Miscellaneous Gra	1000020 - DP890 Administrative Project	-	-	-	-	-	0.00
Housing and Community Development Department		1000080 - TENANT ACCESS PROG G00510	1,071.68	-	1,071.68	-	1,071.68	1,071.68
Housing and Community Development Department		1000088 - REHAB LOAN PROG G08760	657,774.05	-	657,774.05	-	657,774.05	657,774.05
Housing and Community Development Department		1000258 - HDG-CALIFORNIA HOTEL	110,000.00	-	-	-	110,000.00	110,000.00
Housing and Community Development Department		1000260 - HDG-MARIN WAY COURT	40,000.00	-	40,000.00	-	40,000.00	40,000.00
Housing and Community Development Department		1000365 - CALDAP G81200	4,650.17	-	4,650.17	-	4,650.17	4,650.17
Housing and Community Development Department		1000389 - ALLIANCE WO DEV	776.77	-	776.77	-	776.77	776.77
Housing and Community Development Department		1001367 - KRESGE GRANT	14,666.24	11,706.17	14,666.24	-	14,666.24	26,372.41
Housing and Community Development Department		1001390 - HOME MAINTENANC G08660	332,188.64	-	332,188.64	-	332,188.64	332,188.64
Housing and Community Development Department		1001483 - MINOR HOME REPA G53810	4,561.47	-	4,561.47	-	4,561.47	4,561.47
Housing and Community Development Department		1001615 - LS&R AC TRANSIT BRT	28,943.81	7,217.71	28,943.81	-	28,943.81	36,161.52
Housing and Community Development Department	2999 - Miscellaneous Grants Total		1,194,632.83	18,923.88	1,194,632.83		1,194,632.83	1,213,556.71
Housing and Community Development Department	5331 - Measure KK: Affor	1001307 - HARP PLAZA APTS G489630	2,800,000.00	-	-	2,800,000.00	2,800,000.00	2,800,000.00
Housing and Community Development Department		1003614 - Acquisition of Trans Housing	15,353.46	349.60	-	15,353.46	15,353.46	15,703.06
Housing and Community Development Department		1004243 - ADMIN RES REHAB	-	-	-	-	-	0.00
Housing and Community Development Department		1004667 - 7TH & CAMPBELL	159,476.27	-	-	159,476.27	159,476.27	159,476.27
Housing and Community Development Department		1004675 - WEST GRAND & BRUSH	-	-	-	-	-	0.00
Housing and Community Development Department		1005041 - CLIFTON HALL ACQUISITION	6,570.00	-	-	6,570.00	6,570.00	6,570.00
Housing and Community Development Department		1005374 - 1432 12TH AVENUE	44,521.82	-	-	44,521.82	44,521.82	44,521.82
Housing and Community Development Department		1005506 - 524-530 8TH STREET	-	-	-	-	-	0.00
Housing and Community Development Department		1005804 - Mark Twain Homes	300,000.00	-	-	300,000.00	300,000.00	300,000.00
Housing and Community Development Department		1006008 - ACAH-Shadtree Aff. Housing	424,962.05	-	-	424,962.05	424,962.05	424,962.05
Housing and Community Development Department		1006143 - 1921 & 2022 36th Avenue	2,300,000.00	-	-	2,300,000.00	2,300,000.00	2,300,000.00
Housing and Community Development Department		1006198 - 6470 MacArthur Blvd	390,606.00	-	-	390,606.00	390,606.00	390,606.00
Housing and Community Development Department		1006199 - Hillside/Ritchie/76Ave/86Ave	450,000.00	-	-	450,000.00	450,000.00	450,000.00
Housing and Community Development Department	5331 - Measure KK: Affordable Housing (GOB 2017A-2 Taxable) Total		6,891,489.60	349.60		6,891,489.60	6,891,489.60	6,891,839.20
Housing and Community Development Department	5333 - Measure KK: Affor	1001307 - HARP PLAZA APTS G489630	200,000.00	-	-	200,000.00	200,000.00	200,000.00
Housing and Community Development Department		1003614 - Acquisition of Trans Housing	(436,959.39)	-	-	(436,959.39)	(436,959.39)	(436,959.39)
Housing and Community Development Department		1003615 - Bond Measure KK Site Acq	2,299,500.00	-	-	2,299,500.00	2,299,500.00	2,299,500.00
Housing and Community Development Department		1004239 - ADMIN SITE ACQ M-KK	(55,986.83)	-	-	(55,986.83)	(55,986.83)	(55,986.83)
Housing and Community Development Department		1004242 - ADMIN M-KK NEW CONSTRUCTION	586,888.40	-	-	586,888.40	586,888.40	586,888.40
Housing and Community Development Department		1004243 - ADMIN RES REHAB	349,055.15	-	-	349,055.15	349,055.15	349,055.15
Housing and Community Development Department		1005374 - 1432 12TH AVENUE	84,169.00	-	-	84,169.00	84,169.00	84,169.00
Housing and Community Development Department		1005506 - 524-530 8TH STREET	635,945.00	-	-	635,945.00	635,945.00	635,945.00
Housing and Community Development Department		1005804 - Mark Twain Homes	348,826.00	-	-	348,826.00	348,826.00	348,826.00
Housing and Community Development Department		1006008 - ACAH-Shadtree Aff. Housing	1,775,037.95	-	-	1,775,037.95	1,775,037.95	1,775,037.95
Housing and Community Development Department		1006199 - Hillside/Ritchie/76Ave/86Ave	450,000.00	-	-	450,000.00	450,000.00	450,000.00
Housing and Community Development Department		1006200 - 1658 34th Ave	1,200,000.00	-	-	1,200,000.00	1,200,000.00	1,200,000.00
Housing and Community Development Department		1006201 - 1534 29th Ave	744,750.00	-	-	744,750.00	744,750.00	744,750.00
Housing and Community Development Department		1006202 - East Bay Capital Portfolio II	1,700,000.00	-	-	1,700,000.00	1,700,000.00	1,700,000.00
Housing and Community Development Department		1006497 - Hamilton Apartments	4,820,000.00	-	-	4,820,000.00	4,820,000.00	4,820,000.00
Housing and Community Development Department		1006498 - 789 61st Street Cooperative	401,046.18	-	-	401,046.18	401,046.18	401,046.18
Housing and Community Development Department	5333 - Measure KK: Affordable Housing Series 2020B-2 (Taxable) Total		15,102,271.46	-		15,102,271.46	15,102,271.46	15,102,271.46
Housing and Community Development Department	5341 - Measure U: Afford	1004050 - Longfellow 3801 3807 MLK	3,500,000.00	-	-	-	-	0.00
Housing and Community Development Department		1004670 - FRIENDSHIP SENIOR RENTAL	1,517,185.79	-	-	-	-	0.00
Housing and Community Development Department		1005469 - 3050 Int'l Blvd Acquisition	21,121,312.78	-	-	-	-	0.00
Housing and Community Development Department		1005804 - Mark Twain Homes	2,642,100.00	-	-	-	-	0.00
Housing and Community Development Department		1006416 - Phoenix Affordable Housing	-	-	-	-	-	0.00
Housing and Community Development Department		1007138 - Meas U AH Tranche 1	2,374,290.00	-	-	-	-	0.00
Housing and Community Development Department		1007164 - Mandela Transit Village	13,117,177.00	-	-	-	-	0.00
Housing and Community Development Department		1007165 - East 12th Street	14,840,000.00	-	-	-	-	0.00
Housing and Community Development Department		1007300 - Measure U Housing Admin	3,390,358.25	-	-	-	-	0.00
Housing and Community Development Department	5341 - Measure U: Affordable Housing GOB Series 2023A-2 (Taxable) Total		62,502,423.82	-		-	-	0.00
Housing and Community Development Department	5610 - Central District Pro	1004359 - CENTRAL DISTRICT PROJECTS	67,656.00	-	-	67,656.00	67,656.00	67,656.00
Housing and Community Development Department		1004668 - 95TH AND INTERNATIONAL	-	-	-	-	-	0.00

DEPARTMENT NAME	Fund - Fund Desc	Proj - Proj Desc	Available P12-24	Approved Enc CF	Recommend Project CF - Phase 1	Recommended Project CF - Phase 2	Total Recommended Project CF	Total Approved (Encumb CF + Project CF)
Housing and Community Development Department	5610 - Central District Pr	1006546 - Agnes Memorial Senior	1,319,443.00	-		1,319,443.00	1,319,443.00	1,319,443.00
Housing and Community Development Department	5610 - Central District Projects Total		1,387,099.00	-		1,387,099.00	1,387,099.00	1,387,099.00
Housing and Community Development Department	5612 - Central District: T	1006505 - PIEDMONT PLACE	500,000.00	-		500,000.00	500,000.00	500,000.00
Housing and Community Development Department	5612 - Central District: TA Bonds Series 2005 Total		500,000.00	-		500,000.00	500,000.00	500,000.00
Housing and Community Development Department	5613 - Central District: T	1004359 - CENTRAL DISTRICT PROJECTS	690,997.00	-		690,997.00	690,997.00	690,997.00
Housing and Community Development Department		1004668 - 95TH AND INTERNATIONAL	-	-		-	-	0.00
Housing and Community Development Department	5613 - Central District: TA Bonds Series 2009T Total		690,997.00	-		690,997.00	690,997.00	690,997.00
Housing and Community Development Department	5614 - Central District: T	1004359 - CENTRAL DISTRICT PROJECTS	50,000.00	-		50,000.00	50,000.00	50,000.00
Housing and Community Development Department		1004668 - 95TH AND INTERNATIONAL	-	-		-	-	0.00
Housing and Community Development Department	5614 - Central District: TA Bonds Series 2006T Total		50,000.00	-		50,000.00	50,000.00	50,000.00
Housing and Community Development Department	5643 - Central City East T	1004359 - CENTRAL DISTRICT PROJECTS	2,200,000.00	-		2,200,000.00	2,200,000.00	2,200,000.00
Housing and Community Development Department	5643 - Central City East TA Bonds Series 2006A-T (Taxable) Total		2,200,000.00	-		2,200,000.00	2,200,000.00	2,200,000.00
Housing and Community Development Department Total			356,549,725.73	250,912.36	176,175,754.77	108,705,905.03	284,881,659.80	285,132,572.16

DEPARTMENT NAME	Fund - Fund Desc	Proj - Proj Desc	Available P12-24	Approved Enc CF	Recommend Project CF - Phase 1	Recommended Project CF - Phase 2	Total Recommended Project CF	Total Approved (Encumb CF + Project CF)
Human Resources Management Department	1010 - General Fund: Gen	1000005 - DP050 Administrative Project	-	181,937.13		-	-	181,937.13
Human Resources Management Department		1000108 - CITY-WIDE TRAINING	49,391.78	5,821.05		-	-	5,821.05
Human Resources Management Department		1000395 - RECRUITMENT SUPPORT SERVICES	275.00	4,725.00		-	-	4,725.00
Human Resources Management Department		1000785 - 173RD POLICE ACADEMY	-	1,481.75		-	-	1,481.75
Human Resources Management Department		1001288 - PWA OVERHEAD CLEARING	-	-		-	-	0.00
Human Resources Management Department		1003336 - DOT OVERHEAD CLEARING	-	-		-	-	0.00
Human Resources Management Department		1005384 - MACRO	118,976.00	-		-	-	0.00
Human Resources Management Department		1007338 - Improving 911 Emergency Serv	180,000.00	-		-	-	0.00
Human Resources Management Department		1007355 - City-wide Salary Study	250,000.00	-		-	-	0.00
Human Resources Management Department		1007372 - Job Fairs	46,999.81	-		-	-	0.00
Human Resources Management Department	1010 - General Fund: General Purpose Total		645,642.59	193,964.93		-	-	193,964.93
Human Resources Management Department	1100 - Self Insurance Liab	1000005 - DP050 Administrative Project	-	-		-	-	0.00
Human Resources Management Department	1100 - Self Insurance Liability Total		-	-		-	-	0.00
Human Resources Management Department	1150 - Worker's Compens	1000005 - DP050 Administrative Project	-	539,858.81		-	-	539,858.81
Human Resources Management Department	1150 - Worker's Compensation Insurance Claims Total		-	539,858.81		-	-	539,858.81
Human Resources Management Department	1870 - Affordable Housing	1000005 - DP050 Administrative Project	-	-		-	-	0.00
Human Resources Management Department	1870 - Affordable Housing Trust Fund Total		-	-		-	-	0.00
Human Resources Management Department	2063 - FEMA Declarations	1007352 - Public Assist Grants Project 3	-	-		-	-	0.00
Human Resources Management Department	2063 - FEMA Declarations Total		-	-		-	-	0.00
Human Resources Management Department	2128 - Department of He	1005580 - HEADSTART FY22-23 BASIC	(16,181.08)	-	(16,181.08)	-	(16,181.08)	(16,181.08)
Human Resources Management Department		1005586 - EARLY HEADSTART FY22-23 BASIC	(20,725.59)	-	(20,725.59)	-	(20,725.59)	(20,725.59)
Human Resources Management Department		1006121 - Headstart Startup Funds	(0.10)	-	(0.10)	-	(0.10)	(0.10)
Human Resources Management Department		1006122 - Early Headstart Startup Funds	0.06	-	0.06	-	0.06	0.06
Human Resources Management Department		1006667 - HEADSTART FY23-24 BASIC	(26,182.06)	-	(26,182.06)	-	(26,182.06)	(26,182.06)
Human Resources Management Department		1006678 - EARLY HEADSTART FY23-24 BASIC	(27,050.07)	-	(27,050.07)	-	(27,050.07)	(27,050.07)
Human Resources Management Department	2128 - Department of Health and Human Services Total		(90,138.84)	-	(90,138.84)	-	(90,138.84)	(90,138.84)
Human Resources Management Department	2218 - Measure BB - Loca	1000005 - DP050 Administrative Project	-	-		-	-	0.00
Human Resources Management Department	2218 - Measure BB - Local Streets and Roads Total		-	-		-	-	0.00
Human Resources Management Department	2230 - State Gas Tax	1000005 - DP050 Administrative Project	-	-		-	-	0.00
Human Resources Management Department	2230 - State Gas Tax Total		-	-		-	-	0.00
Human Resources Management Department	2232 - Gas Tax RMRA	1000005 - DP050 Administrative Project	-	-		-	-	0.00
Human Resources Management Department	2232 - Gas Tax RMRA Total		-	-		-	-	0.00
Human Resources Management Department	2415 - Development Serv	1000005 - DP050 Administrative Project	-	-		-	-	0.00
Human Resources Management Department		1000018 - DP840 Administrative Project	-	-		-	-	0.00
Human Resources Management Department	2415 - Development Service Fund Total		-	-		-	-	0.00
Human Resources Management Department	4100 - Equipment	1000005 - DP050 Administrative Project	-	0.01		-	-	0.01
Human Resources Management Department	4100 - Equipment Total		-	0.01		-	-	0.01
Human Resources Management Department	4400 - City Facilities	1000005 - DP050 Administrative Project	-	-		-	-	0.00
Human Resources Management Department	4400 - City Facilities Total		-	-		-	-	0.00
Human Resources Management Department	4510 - Personnel Manage	1000005 - DP050 Administrative Project	-	-		-	-	0.00
Human Resources Management Department	4510 - Personnel Management Total		-	-		-	-	0.00
Human Resources Management Department	4600 - Information Techn	1000005 - DP050 Administrative Project	-	-		-	-	0.00
Human Resources Management Department	4600 - Information Technology Total		-	-		-	-	0.00
Human Resources Management Department	7130 - Employee Deferre	1000005 - DP050 Administrative Project	-	9,855.87		-	-	9,855.87
Human Resources Management Department	7130 - Employee Deferred Compensation Total		-	9,855.87		-	-	9,855.87
Human Resources Management Department	7760 - Grant Clearing	1003336 - DOT OVERHEAD CLEARING	-	-		-	-	0.00
Human Resources Management Department	7760 - Grant Clearing Total		-	-		-	-	0.00
Human Resources Management Department Total			555,503.75	743,679.62	(90,138.84)	-	(90,138.84)	653,540.78

DEPARTMENT NAME	Fund - Fund Desc	Proj - Proj Desc	Available P12-24	Approved Enc CF	Recommend Project CF - Phase 1	Recommended Project CF - Phase 2	Total Recommended Project CF	Total Approved (Encumb CF + Project CF)
Human Services Department	1010 - General Fund: Gen	1000002 - DPO20 Administrative Project	-	357.48		-	-	357.48
Human Services Department		1000017 - DP780 Administrative Project	-	142,111.62		-	-	142,111.62
Human Services Department		1000021 - DP900 Administrative Project	-	-		-	-	0.00
Human Services Department		1000310 - DOSC OPERATING	1,227.38	7,775.50		-	-	7,775.50
Human Services Department		1000312 - EOSC OPERATING	4,161.21	2,905.11		-	-	2,905.11
Human Services Department		1000313 - FRUITVALE SENIOR CENTER	(87,649.00)	175,297.00		-	-	175,297.00
Human Services Department		1000315 - NOSC OPERATING	94,934.68	17,847.57		-	-	17,847.57
Human Services Department		1000316 - RETAINED RENTAL REV DOSC	117,224.98	2,761.56		-	-	2,761.56
Human Services Department		1000317 - RETAINED RENTAL REV NOSC	20,102.26	64.06		-	-	64.06
Human Services Department		1000318 - RETAINED RENTAL REV WOSC	81,157.10	2,795.92		-	-	2,795.92
Human Services Department		1000319 - VIETNAMESE COMM DEV	-	1.00		-	-	1.00
Human Services Department		1000412 - EXPAND 211 HELP	100,000.00	-		-	-	0.00
Human Services Department		1001097 - RETAINED RENTAL REV EOSC	26,111.69	1,710.53		-	-	1,710.53
Human Services Department		1001098 - WOSC OPERATING	5,342.49	5,731.79		-	-	5,731.79
Human Services Department		1001277 - VIETNAMESE AMER COMM	18,360.00	-		-	-	0.00
Human Services Department		1001366 - FAMILY BRIDGES	-	-		-	-	0.00
Human Services Department		1001426 - SPECIAL SENIOR SERVICES	22,661.00	2,548.00		-	-	2,548.00
Human Services Department		1003725 - MEALS ON WHEEL	150,000.00	-		-	-	0.00
Human Services Department		1003810 - GPF HEALTH N SFTY HMLSS ENCMPT	767.00	1,959.99		-	-	1,959.99
Human Services Department		1004120 - PW ENCAMPMENT ABATEMENT2	137,013.27	-		-	-	0.00
Human Services Department		1004506 - HEADSTART FY20-21 GPF	-	814.21		-	-	814.21
Human Services Department		1004574 - GPF HIGH PRIORITY FY19-20	-	-		-	-	0.00
Human Services Department		1004575 - CPSSO MCTHP N PATH 2018 FY1920	-	3,864.82		-	-	3,864.82
Human Services Department		1004576 - GPF WINTER SHELTER FY1920	-	36,956.23		-	-	36,956.23
Human Services Department		1004595 - GPF HIGH PRIORITY FY20-21	-	13,874.56		-	-	13,874.56
Human Services Department		1004596 - CPSSO MCTHP N PATH 2019 FY2021	-	0.01		-	-	0.01
Human Services Department		1004597 - GPF WINTER SHELTER FY2021	-	38.80		-	-	38.80
Human Services Department		1004598 - GPF OUTREACH FY20-21	25,000.00	9,211.83		-	-	9,211.83
Human Services Department		1004599 - GPF HUNGER PRGM FY20-21	-	-		-	-	0.00
Human Services Department		1004602 - GPF FIT MATCH 2019 N PATH 2021	-	625.62		-	-	625.62
Human Services Department		1005318 - COVID-19 CSBG	9,374.64	-		-	-	0.00
Human Services Department		1005504 - LGBTQ Family Support	-	17,962.76		-	-	17,962.76
Human Services Department		1005567 - HEADSTART FY21-22 GPF	-	1,512.75		-	-	1,512.75
Human Services Department		1005578 - HEADSTART FY22-23 GPF	240,586.50	35,165.34		-	-	35,165.34
Human Services Department		1005582 - HEADSTART FY22-23 CSPP	39,993.54	-		-	-	0.00
Human Services Department		1005590 - CDBG CHS ADMIN FY2023	12,500.00	-		-	-	0.00
Human Services Department		1005616 - SCP FY2022 MATCH	4.58	-		-	-	0.00
Human Services Department		1005617 - SCP FY2023 MATCH	-	-		-	-	0.00
Human Services Department		1005626 - GPF HIGH PRIORITY FY2022	-	-		-	-	0.00
Human Services Department		1005629 - CPSSO MCTHP N PATH 2019 FY2023	2,750.00	-		-	-	0.00
Human Services Department		1005630 - GPF WINTER SHELTER FY2022	-	0.01		-	-	0.01
Human Services Department		1005631 - GPF WINTER SHELTER FY2023	-	13,994.41		-	-	13,994.41
Human Services Department		1005633 - GPF OUTREACH FY2023	-	-		-	-	0.00
Human Services Department		1005635 - GPF HUNGER PRGM FY2023	200,217.59	20,630.30		-	-	20,630.30
Human Services Department		1005636 - GPF FIT MATCH 2020 N PATH 2022	-	-		-	-	0.00
Human Services Department		1005637 - GPF FIT MATCH 2021 N PATH 2023	-	190.03		-	-	190.03
Human Services Department		1005678 - SAMHSA 09-29-23	-	-		-	-	0.00
Human Services Department		1005724 - OYAC-OAKLAND YOUTH ASV COMM	17,065.29	-		-	-	0.00
Human Services Department		1005914 - FEMA Non-congregate Shelter	-	-		-	-	0.00
Human Services Department		1005959 - 1010 JPA-Youth Activities	300,000.00	3,665.00	150,000.00	-	150,000.00	153,665.00
Human Services Department		1006041 - City Council Community Grants	915,748.34	12,682.40		-	-	12,682.40
Human Services Department		1006228 - HEAD START CLASSES GPF	2,114,688.14	88,076.03		-	-	88,076.03
Human Services Department		1006229 - EARLY HEAD START CLASSES GPF	1,694,873.88	10,815.25		-	-	10,815.25
Human Services Department		1006324 - Encampment Resolution Funds	399,187.61	222.39		-	-	222.39
Human Services Department		1006563 - Plumbing E 12th Lakepoint	-	75,000.00		-	-	75,000.00
Human Services Department		1006628 - BCZ YOUTH FY22-23 2195	654.50	-		-	-	0.00
Human Services Department		1006667 - HEADSTART FY23-24 BASIC	1,146,963.32	-		1,146,963.32	1,146,963.32	1,146,963.32
Human Services Department		1006678 - EARLY HEADSTART FY23-24 BASIC	1,728,846.96	1,052.98		1,728,846.96	1,728,846.96	1,729,899.94
Human Services Department		1006681 - GPF HIGH PRIORITY FY2024	32,699.01	82,309.99		-	-	82,309.99
Human Services Department		1006705 - GPF HIGH PRIORITY FY2025	-	-		-	-	0.00
Human Services Department		1006711 - OFCY 2023-2024	-	-		-	-	0.00

DEPARTMENT NAME	Fund - Fund Desc	Proj - Proj Desc	Available P12-24	Approved Enc CF	Recommend Project CF - Phase 1	Recommended Project CF - Phase 2	Total Recommended Project CF	Total Approved (Encumb CF + Project CF)
Human Services Department	1010 - General Fund: Ger	1006715 - MSSP FY 23-24 ADMIN	241,882.58	6,800.01		-	-	6,800.01
Human Services Department		1006719 - SCP FY23-24 MATCH	11,463.78	247.60		-	-	247.60
Human Services Department		1006722 - FGP FY23-24 MATCH	751.34	-		-	-	0.00
Human Services Department		1006738 - SAMHSA 09-29-24 FY24	-	-		-	-	0.00
Human Services Department		1006924 - GPF OUTREACH FY2024	-	107,103.00		-	-	107,103.00
Human Services Department		1006925 - GPF OUTREACH FY2025	-	-		-	-	0.00
Human Services Department		1006926 - GPF HUNGER PRGM FY2024	50,004.37	-		-	-	0.00
Human Services Department		1006927 - GPF FIT MATCH N PATH 2024	-	-		-	-	0.00
Human Services Department		1006934 - OYAC-OAKLAND YOUTH ASV-FY24	5,100.00	-		-	-	0.00
Human Services Department		1006938 - CPSSO MCTHP N PATH FY2024	-	52,750.00		-	-	52,750.00
Human Services Department		1006939 - GPF WINTER SHELTER FY2024	85,758.00	-		85,758.00	85,758.00	85,758.00
Human Services Department		1007119 - EDEN I&R	90,318.00	-		-	-	0.00
Human Services Department		1007120 - REBUILDING TOGETHER OAKLAND	75,000.00	-		-	-	0.00
Human Services Department	1010 - General Fund: General Purpose Total		10,132,846.03	959,433.46	150,000.00	2,961,568.28	3,111,568.28	4,071,001.74
Human Services Department	1030 - Measure HH (SSBE)	1003817 - MSR HH-HEALTHY KIDS PRGM	717,149.73	952,199.91		717,149.73	717,149.73	1,669,349.64
Human Services Department		1004775 - SSBT-COMM & EVAL STRATEGIES	-	-		-	-	0.00
Human Services Department	1030 - Measure HH (SSBDT) Total		717,149.73	952,199.91		717,149.73	717,149.73	1,669,349.64
Human Services Department	1720 - Comprehensive Cl	1004120 - PW ENCAMPMENT ABATEMENT2	1.90	-		-	-	0.00
Human Services Department	1720 - Comprehensive Clean-up Total		1.90	-		-	-	0.00
Human Services Department	1780 - Kid's First Oakland	1000297 - OFCY FY2002-03	8,393.00	-	8,393.00	-	8,393.00	8,393.00
Human Services Department		1000299 - OFCY FY16-17	290,305.13	863.64	290,305.13	-	290,305.13	291,168.77
Human Services Department		1000406 - OFCY FY2009-10	3,930.00	-	3,930.00	-	3,930.00	3,930.00
Human Services Department		1000407 - OFCY FY2011-12	16,478.93	-	16,478.93	-	16,478.93	16,478.93
Human Services Department		1000408 - OFCY FY2012-13	92,985.96	154.53	92,985.96	-	92,985.96	93,140.49
Human Services Department		1000554 - OFCY FY2013-14	140,987.83	108.73	140,987.83	-	140,987.83	141,096.56
Human Services Department		1001093 - OFCY FY2003-04	2,519.44	-	2,519.44	-	2,519.44	2,519.44
Human Services Department		1001094 - OFCY FY1998-99	1,258.78	-	1,258.78	-	1,258.78	1,258.78
Human Services Department		1001137 - OFCY FY15-16	9,062.85	692.53	9,062.85	-	9,062.85	9,755.38
Human Services Department		1001309 - OFCY FY2010-11	60,480.68	-	60,480.68	-	60,480.68	60,480.68
Human Services Department		1003645 - OFCY FY2017-18	508,413.18	6,913.41	508,413.18	-	508,413.18	515,326.59
Human Services Department		1004172 - OFCY FY2018-19	1,527,229.42	1,766.41	1,527,229.42	-	1,527,229.42	1,528,995.83
Human Services Department		1004444 - OFCY FY2019-20	1,587,434.74	365.94	1,587,434.74	-	1,587,434.74	1,587,800.68
Human Services Department		1004482 - OFCY 2020-21	1,323,264.63	5,370.00	1,323,264.63	-	1,323,264.63	1,328,634.63
Human Services Department		1005541 - OFCY 2021-2022	429,381.66	766,505.65	429,381.66	-	429,381.66	1,195,887.31
Human Services Department		1005542 - OFCY 2022-2023	1,215,599.89	1,009,881.03	1,215,599.89	-	1,215,599.89	2,225,480.92
Human Services Department		1006711 - OFCY 2023-2024	4,741,385.78	2,625,531.03	4,741,385.78	-	4,741,385.78	7,366,916.81
Human Services Department	1780 - Kid's First Oakland Children's Fund Total		11,959,111.90	4,418,152.90	11,959,111.90	-	11,959,111.90	16,377,264.80
Human Services Department	1870 - Affordable Housin	1000017 - DP780 Administrative Project	-	-	-	-	-	0.00
Human Services Department		1003810 - GPF HEALTH N SFTY HMLSS ENCMPT	46.85	-	-	-	-	0.00
Human Services Department	1870 - Affordable Housing Trust Fund Total		46.85	-	-	-	-	0.00
Human Services Department	1882 - Multi Service Cent	1000541 - TOURAINE HOTEL HENRY	162,241.87	15,387.33	-	-	-	15,387.33
Human Services Department	1882 - Multi Service Center/Rent Total		162,241.87	15,387.33	-	-	-	15,387.33
Human Services Department	2102 - Department of Agr	1000308 - HSD-SUMMER FOOD PROG-2015	-	7,411.66	-	-	-	7,411.66
Human Services Department		1004170 - HSD-SUMMER FOOD PROG 2019	222,433.90	34,171.16	222,433.90	-	222,433.90	256,605.06
Human Services Department		1004507 - HEADSTART FY20-21 CCFP 093021	-	-	-	-	-	0.00
Human Services Department		1005568 - HEADSTART FY21-22 CCFP	(47,155.23)	187.43	(47,155.23)	-	(47,155.23)	(46,967.80)
Human Services Department		1005579 - HEADSTART FY22-23 CCFP	20,065.72	8,233.17	20,065.72	-	20,065.72	28,298.89
Human Services Department		1006657 - HEADSTART FY23-24 CCFP	18,031.73	27,581.12	18,031.73	-	18,031.73	45,612.85
Human Services Department	2102 - Department of Agriculture Total		213,376.12	77,584.54	213,376.12	-	213,376.12	290,960.66

DEPARTMENT NAME	Fund - Fund Desc	Proj - Proj Desc	Available P12-24	Approved Enc CF	Recommend Project CF - Phase 1	Recommended Project CF - Phase 2	Total Recommended Project CF	Total Approved (Encumb CF + Project CF)
Human Services Department	2103 - HUD-ESG/SHP/HO	1004040 - TH OPERATIONS OHA 01312033	(324,411.05)	797,232.15	(324,411.05)	-	(324,411.05)	472,821.10
Human Services Department		1004126 - HESG 2018 FY1820	18,220.97	30.16	18,220.97	-	18,220.97	18,251.13
Human Services Department		1004134 - HOPWA 2018 FY18/21	(71,399.32)	383,295.09	(71,399.32)	-	(71,399.32)	311,895.77
Human Services Department		1004582 - HESG 2019 FY19-21 06-30-21	-	1,363.54	-	-	-	1,363.54
Human Services Department		1004584 - COC NCFRRHC 2018 FY19-20	-	63,286.04	-	-	-	63,286.04
Human Services Department		1004585 - COC OHYHC 2018 FY1920 07-31-20	-	23,841.02	-	-	-	23,841.02
Human Services Department		1004587 - COC MCTHP 2018 FY1920 09-30-20	-	10,188.00	-	-	-	10,188.00
Human Services Department		1004589 - HOPWA 2019 FY19-22 06-30-22	454,196.23	1,310,375.22	454,196.23	-	454,196.23	1,764,571.45
Human Services Department		1004604 - HESG 2020 FY20-22 06-30-22	27,184.54	54.70	27,184.54	-	27,184.54	27,239.24
Human Services Department		1004606 - COC NCFRRHC 2019 FY20-21	-	162,156.61	-	-	-	162,156.61
Human Services Department		1004607 - COC OHYHC 2019 FY2021 07-31-21	-	35,507.25	-	-	-	35,507.25
Human Services Department		1004611 - HOPWA 2020 FY20-23 06-30-23	96,775.18	1,025,560.10	96,775.18	-	96,775.18	1,122,335.28
Human Services Department		1004612 - OPRI OHA FY20-21	-	70,372.44	-	-	-	70,372.44
Human Services Department		1004615 - COC NCHYRRH 2019 FY20-21 12-31-21	-	275,480.88	-	-	-	275,480.88
Human Services Department		1005187 - CoC GRND/HLLND FY19-20 6-30-20	900.06	-	900.06	-	900.06	900.06
Human Services Department		1005189 - CoC GRND HLLND FY2021 063021	-	106,298.59	-	-	-	106,298.59
Human Services Department		1005315 - COVID19 ESG CARES ACT 090922	-	-	-	-	-	0.00
Human Services Department		1005319 - COVID19 HOPWA CARES ACT 063020	5,313.57	34,244.25	5,313.57	-	5,313.57	39,557.82
Human Services Department		1005598 - HESG 2021 FY2022	6,343.11	45,101.51	6,343.11	-	6,343.11	51,444.62
Human Services Department		1005599 - HESG 2022 FY2023	131,764.26	36,048.48	131,764.26	-	131,764.26	167,812.74
Human Services Department		1005600 - COC NCFRRHC 2020 FY2022	78,866.17	-	78,866.17	-	78,866.17	78,866.17
Human Services Department		1005601 - COC NCFRRHC 2021 FY2023	58,956.42	1,944.63	58,956.42	-	58,956.42	60,901.05
Human Services Department		1005602 - COC OHYHC 2020 FY2022	(2,449.24)	129,520.63	(2,449.24)	-	(2,449.24)	127,071.39
Human Services Department		1005603 - COC OHYHC 2021 FY2023	6,964.41	181,812.88	6,964.41	-	6,964.41	188,777.29
Human Services Department		1005604 - COC MCFIT FY2022	-	293,898.12	-	-	-	293,898.12
Human Services Department		1005605 - COC MCFIT FY2023	7,998.16	188,425.77	7,998.16	-	7,998.16	196,423.93
Human Services Department		1005607 - COC HFSN 2022 FY2023	13,993.00	-	13,993.00	-	13,993.00	13,993.00
Human Services Department		1005608 - HOPWA 2021 FY2022	806,028.59	1,193,669.32	806,028.59	-	806,028.59	1,999,697.91
Human Services Department		1005609 - HOPWA 2022 FY2023	1,999,551.54	1,023,192.00	1,999,551.54	-	1,999,551.54	3,022,743.54
Human Services Department		1005610 - COC NCHYRRH 2020 FY2022	486,102.66	-	486,102.66	-	486,102.66	486,102.66
Human Services Department		1005611 - COC NCHYRRH 2021 FY2023	10,636.00	390,654.59	10,636.00	-	10,636.00	401,290.59
Human Services Department		1005612 - OPRI OHA FY2022	71,548.13	513,442.15	71,548.13	-	71,548.13	584,990.28
Human Services Department		1005613 - OPRI OHA FY2023	-	1,333,913.23	-	-	-	1,333,913.23
Human Services Department		1005710 - CoC GRND HLLND FY2022	-	-	-	-	-	0.00
Human Services Department		1006650 - COC NCFRRHC FY2024	37,000.00	270,773.18	37,000.00	-	37,000.00	307,773.18
Human Services Department		1006652 - COC OHYHC FY2024	19,674.00	50,133.67	19,674.00	-	19,674.00	69,807.67
Human Services Department		1006663 - HESG FY2024	174,879.34	50,287.66	174,879.34	-	174,879.34	225,167.00
Human Services Department		1006664 - COC MCFIT FY2024	-	-	-	-	-	0.00
Human Services Department		1006665 - COC HFSN FY2024	212,473.80	-	212,473.80	-	212,473.80	212,473.80
Human Services Department		1006666 - HOPWA FY2024	2,526,042.32	1,084,846.01	2,526,042.32	-	2,526,042.32	3,610,888.33
Human Services Department		1006675 - COC NCHYRRH FY2024	(93.09)	645,778.68	(93.09)	-	(93.09)	645,778.59
Human Services Department		1006687 - OPRI OHA FY2024	71,238.58	821,743.24	71,238.58	-	71,238.58	892,981.82
Human Services Department		2103 - HUD-ESG/SHP/HOPWA Total	6,924,298.34	12,554,564.79	6,924,298.34	-	6,924,298.34	19,478,863.13
Human Services Department	2108 - HUD-CDBG	1001338 - 2108 CDBG EOCP HOMELESS HSG SHELTER	31,928.03	-	31,928.03	-	31,928.03	31,928.03
Human Services Department		1001418 - DHCD-CDE ADMINISTRAT G05650	441.49	-	441.49	-	441.49	441.49
Human Services Department		1004136 - CDBG CHS ADMIN FY1819	43,968.64	0.01	43,968.64	-	43,968.64	43,968.65
Human Services Department		1005589 - CDBG CHS ADMIN FY2022	4,584.00	-	4,584.00	-	4,584.00	4,584.00
Human Services Department		1005590 - CDBG CHS ADMIN FY2023	16,758.66	0.01	16,758.66	-	16,758.66	16,758.67
Human Services Department		1005592 - CDBG CHS PROJ DELIVERY FY2023	-	-	-	-	-	0.00
Human Services Department		1005593 - CDBG PATH SET ASIDE FY2022	-	38,751.10	-	-	-	38,751.10
Human Services Department		1005594 - CDBG PATH SET ASIDE FY2023	-	-	-	-	-	0.00
Human Services Department		1005713 - 2108 CDBG CHS EOCP	-	4,937.57	-	-	-	4,937.57
Human Services Department		1006654 - CDBG CHS ADMIN FY2024	8,207.30	-	8,207.30	-	8,207.30	8,207.30
Human Services Department		1006660 - CDBG CHS PROJ DELIVERY FY2024	159,207.00	-	159,207.00	-	159,207.00	159,207.00
Human Services Department		1006661 - CDBG PATH SET ASIDE FY2024	51,272.00	5,123.24	51,272.00	-	51,272.00	56,395.24
Human Services Department		1006683 - 2108 CDBG CHS EOCP FY2024	-	-	-	-	-	0.00
Human Services Department		2108 - HUD-CDBG Total	316,367.12	48,811.93	316,367.12	-	316,367.12	365,179.05
Human Services Department	2120 - Federal Action Age	1005614 - SCP FY2022 FED	201,648.39	67.26	201,648.39	-	201,648.39	201,715.65
Human Services Department		1005615 - SCP FY2023 FED	148,206.95	33.63	148,206.95	-	148,206.95	148,240.58
Human Services Department		1005616 - SCP FY2022 MATCH	1,100.00	-	1,100.00	-	1,100.00	1,100.00
Human Services Department		1005617 - SCP FY2023 MATCH	1,100.00	-	1,100.00	-	1,100.00	1,100.00

DEPARTMENT NAME	Fund - Fund Desc	Proj - Proj Desc	Available P12-24	Approved Enc CF	Recommend Project CF - Phase 1	Recommended Project CF - Phase 2	Total Recommended Project CF	Total Approved (Encumb CF + Project CF)
Human Services Department	2120 - Federal Action Age	1005618 - FGP FY2022 FED	4,883.23	1,650.86	4,883.23	-	4,883.23	6,534.09
Human Services Department		1005619 - FGP FY2023 FED	9,395.42	-	9,395.42	-	9,395.42	9,395.42
Human Services Department		1006718 - SCP FY23-24 FED	53,751.37	3,205.51	53,751.37	-	53,751.37	56,956.88
Human Services Department		1006720 - FGP FY23-24 FED	11,740.00	-	11,740.00	-	11,740.00	11,740.00
Human Services Department	2120 - Federal Action Agency Total		431,825.36	4,957.26	431,825.36	-	431,825.36	436,782.62

DEPARTMENT NAME	Fund - Fund Desc	Proj - Proj Desc	Available P12-24	Approved Enc CF	Recommend Project CF - Phase 1	Recommended Project CF - Phase 2	Total Recommended Project CF	Total Approved (Encumb CF + Project CF)
Human Services Department	2128 - Department of He	1000311 - DOSC TRUST FUND	(5,226.02)	-	(5,226.02)	-	(5,226.02)	(5,226.02)
Human Services Department		1000331 - HEAD START FY13-14	(69.04)	69.04	(69.04)	-	(69.04)	0.00
Human Services Department		1003227 - SAMHSA RECAST FY1621	-	1.87	-	-	-	1.87
Human Services Department		1003629 - MSSP FY17-18 ADMIN	-	502.49	-	-	-	502.49
Human Services Department		1004038 - SAMSHA YR2-FY17-18	-	-	-	-	-	0.00
Human Services Department		1004057 - HEADSTART FY1819 BASIC	-	38,767.73	-	-	-	38,767.73
Human Services Department		1004068 - MSSP FY 18-19 ADMIN	-	690.47	-	-	-	690.47
Human Services Department		1004070 - MSSP FY18-19 WAIVED SVCS	-	391.44	-	-	-	391.44
Human Services Department		1004426 - 2018 CSBG-Discretionary Grant	20,492.00	2,623.51	20,492.00	-	20,492.00	23,115.51
Human Services Department		1004446 - SAMHSA YR4 09-29-20	-	894.49	-	-	-	894.49
Human Services Department		1004470 - HEADSTART FY19-20 BASIC	-	-	-	-	-	0.00
Human Services Department		1004476 - EARLY HEADSTART FY19-20 BASIC	-	-	-	-	-	0.00
Human Services Department		1004484 - SAMHSA YRS 09-29-21	-	47,308.19	-	-	-	47,308.19
Human Services Department		1004508 - HEADSTART FY20-21 BASIC	18,109.72	1,353.74	18,109.72	-	18,109.72	19,463.46
Human Services Department		1004509 - HEADSTART FY20-21 TTA	-	1,425.00	-	-	-	1,425.00
Human Services Department		1004510 - HEADSTART FY20-21 CSPP	-	3,535.50	-	-	-	3,535.50
Human Services Department		1004514 - EARLY HEADSTART FY20-21 BASIC	13,188.29	1,599.01	13,188.29	-	13,188.29	14,787.30
Human Services Department		1004527 - MSSP FY 19-20 ADMIN	-	394.91	-	-	-	394.91
Human Services Department		1004529 - MSSP 19-20 WAIVED SVCS	-	13,246.28	-	-	-	13,246.28
Human Services Department		1004532 - MSSP FY 20-21 WAIVED SVCS	57.43	3,670.30	57.43	-	57.43	3,727.73
Human Services Department		1005318 - COVID-19 CSBG	(9,374.64)	22,595.66	(9,374.64)	-	(9,374.64)	13,221.02
Human Services Department		1005357 - HEADSTART FY19-20 CV19 SUPPL	2,243.02	1,518.07	2,243.02	-	2,243.02	3,761.09
Human Services Department		1005358 - E HEADSTART FY19-20 CV19 SUPPL	2,529.46	1,518.04	2,529.46	-	2,529.46	4,047.50
Human Services Department		1005549 - MSSP FY 21-22 ADMIN	-	648.11	-	-	-	648.11
Human Services Department		1005551 - MSSP FY 21-22 Waived Svcs	-	6,834.03	-	-	-	6,834.03
Human Services Department		1005552 - MSSP FY 22-23 ADMIN	95,599.05	118.64	95,599.05	-	95,599.05	95,717.69
Human Services Department		1005553 - MSSP FY 22-23 CASE MGMT	293,507.64	-	293,507.64	-	293,507.64	293,507.64
Human Services Department		1005554 - MSSP FY 22-23 WAIVED SVCS	58,561.92	3,502.55	58,561.92	-	58,561.92	62,064.47
Human Services Department		1005569 - HEADSTART FY21-22 BASIC	1,840,553.59	192,037.23	1,840,553.59	-	1,840,553.59	2,032,590.82
Human Services Department		1005570 - HEADSTART FY21-22 TTA	63,955.50	-	63,955.50	-	63,955.50	63,955.50
Human Services Department		1005575 - EARLY HEADSTART FY21-22 BASIC	4,351,235.55	335,170.55	4,351,235.55	-	4,351,235.55	4,686,406.10
Human Services Department		1005580 - HEADSTART FY22-23 BASIC	2,659,494.39	159,173.52	2,659,494.39	-	2,659,494.39	2,818,667.91
Human Services Department		1005581 - HEADSTART FY22-23 TTA	29,933.96	-	29,933.96	-	29,933.96	29,933.96
Human Services Department		1005586 - EARLY HEADSTART FY22-23 BASIC	4,950,475.33	298,826.68	4,950,475.33	-	4,950,475.33	5,249,302.01
Human Services Department		1005587 - EARLY HEADSTART FY22-23 TTA	70,519.90	-	70,519.90	-	70,519.90	70,519.90
Human Services Department		1005640 - CAP CSBG 2022 ADMIN	24,391.02	-	24,391.02	-	24,391.02	24,391.02
Human Services Department		1005641 - CAP CSBG 2022 PROGRAM	(997.71)	15,212.87	(997.71)	-	(997.71)	14,215.16
Human Services Department		1005642 - CAP CSBG 2023 ADMIN	57,156.86	-	57,156.86	-	57,156.86	57,156.86
Human Services Department		1005643 - CAP CSBG 2023 PROGRAM	360,691.54	34,533.05	360,691.54	-	360,691.54	395,224.59
Human Services Department		1005678 - SAMHSA 09-29-23	19,453.80	71,918.10	19,453.80	-	19,453.80	91,371.90
Human Services Department		1005679 - SAMHSA 09-29-24	362,722.04	3,673.06	362,722.04	-	362,722.04	366,395.10
Human Services Department		1006121 - Headstart Startup Funds	72,659.28	15,471.11	72,659.28	-	72,659.28	88,130.39
Human Services Department		1006122 - Early Headstart Startup Funds	71,268.82	37,976.50	71,268.82	-	71,268.82	109,245.32
Human Services Department		1006164 - SAMSHA YR 1 09-29-22	(14,510.80)	-	(14,510.80)	-	(14,510.80)	(14,510.80)
Human Services Department		1006194 - Headstart ARP	(20,353.54)	7,681.78	(20,353.54)	-	(20,353.54)	(12,671.76)
Human Services Department		1006197 - Early Headstart ARP	(3,738.52)	17,731.46	(3,738.52)	-	(3,738.52)	13,992.94
Human Services Department		1006667 - HEADSTART FY23-24 BASIC	1,137,235.16	66,993.45	1,137,235.16	-	1,137,235.16	1,204,228.61
Human Services Department		1006668 - HEADSTART FY24-25 BASIC	(39,113.53)	-	(39,113.53)	-	(39,113.53)	(39,113.53)
Human Services Department		1006669 - HEADSTART FY23-24 TTA	30,275.62	-	30,275.62	-	30,275.62	30,275.62
Human Services Department		1006671 - HEADSTART FY23-24 CSPP	-	-	-	-	-	0.00
Human Services Department		1006678 - EARLY HEADSTART FY23-24 BASIC	2,363,997.11	67,531.49	2,363,997.11	-	2,363,997.11	2,431,528.60
Human Services Department		1006686 - EARLY HEADSTART FY24-25 BASIC	(39,763.53)	-	(39,763.53)	-	(39,763.53)	(39,763.53)
Human Services Department		1006688 - EARLY HEADSTART FY23-24 TTA	63,822.97	-	63,822.97	-	63,822.97	63,822.97
Human Services Department		1006694 - EARLY HEADSTART FY23-24 CCTR	-	-	-	-	-	0.00
Human Services Department		1006715 - MSSP FY 23-24 ADMIN	(1,086.89)	673.86	(1,086.89)	-	(1,086.89)	(413.03)
Human Services Department		1006716 - MSSP FY 23-24 CASE MGMT	341,709.23	-	341,709.23	-	341,709.23	341,709.23
Human Services Department		1006717 - MSSP FY 23-24 WAIVED SVCS	9,821.49	-	9,821.49	-	9,821.49	9,821.49
Human Services Department		1006738 - SAMHSA 09-29-24 FY24	206,088.43	450,509.09	206,088.43	-	206,088.43	656,597.52
Human Services Department		1006757 - CAP CSBG 2024 ADMIN	197,392.48	250.48	197,392.48	-	197,392.48	197,642.96
Human Services Department		1006758 - CAP CSBG 2024 PROGRAM	866,697.87	6,268.53	866,697.87	-	866,697.87	872,966.40
Human Services Department		1006759 - CAP CSBG 2025 ADMIN	36,900.00	-	36,900.00	-	36,900.00	36,900.00

DEPARTMENT NAME	Fund - Fund Desc	Proj - Proj Desc	Available P12-24	Approved Enc CF	Recommend Project CF - Phase 1	Recommended Project CF - Phase 2	Total Recommended Project CF	Total Approved (Encumb CF + Project CF)
Human Services Department	2128 - Department of He	1006930 - 2128 CSBG-DiscretionaryGrnt	32,000.00	-	32,000.00	-	32,000.00	32,000.00
Human Services Department	2128 - Department of Health and Human Services Total		20,590,506.25	1,934,841.88	20,590,506.25	-	20,590,506.25	22,525,348.13
Human Services Department	2138 - California Departm	1004473 - HEADSTART FY19-20 CPKS	-	-	-	-	-	0.00
Human Services Department		1004516 - EARLY HEADSTART FY20-21 CCTR	-	-	-	-	-	0.00
Human Services Department		1005571 - HEADSTART FY21-22 CSPP	1,503.79	172.34	1,503.79	-	1,503.79	1,676.13
Human Services Department		1005572 - HEADSTART FY21-22 CPKS	5,715.67	3,822.74	5,715.67	-	5,715.67	9,538.41
Human Services Department		1005577 - EARLY HEADSTART FY22-23 CCTR	1,677.64	273.21	1,677.64	-	1,677.64	1,950.85
Human Services Department		1005582 - HEADSTART FY22-23 CSPP	51,687.20	72,674.07	51,687.20	-	51,687.20	124,361.27
Human Services Department		1005583 - HEADSTART FY22-23 CPKS	13,265.29	1,313.52	13,265.29	-	13,265.29	14,578.81
Human Services Department		1005588 - EARLY HEADSTART FY22-23 CCTR	(305,552.20)	-	(305,552.20)	-	(305,552.20)	(305,552.20)
Human Services Department		1006671 - HEADSTART FY23-24 CSPP	(930,407.29)	77,592.27	(930,407.29)	-	(930,407.29)	(852,815.02)
Human Services Department		1006673 - HEADSTART FY23-24 CPKS	286.21	5,083.83	286.21	-	286.21	5,370.04
Human Services Department		1006694 - EARLY HEADSTART FY23-24 CCTR	(234,995.45)	-	(234,995.45)	-	(234,995.45)	(234,995.45)
Human Services Department	2138 - California Department of Education Total		(1,396,819.14)	160,931.98	(1,396,819.14)	-	(1,396,819.14)	(1,235,887.16)
Human Services Department	2159 - State of California	1000323 - MEDI-CAL ADMIN ACTIVITIES	(232,682.41)	-	(232,682.41)	-	(232,682.41)	(232,682.41)
Human Services Department		1005088 - Digital Literacy FY 19-21 EOSC	-	-	-	-	-	0.00
Human Services Department		1005089 - Project Literacy FY19-21 WOSC	921.00	300.00	921.00	-	921.00	1,221.00
Human Services Department		1005248 - HHAP FY2021 THRU FY2023	1,237,651.68	1,113,216.46	1,237,651.68	-	1,237,651.68	2,350,868.14
Human Services Department		1006126 - HHAP Round 2 FY2020 - 2025	1,723,744.29	577,267.68	1,723,744.29	-	1,723,744.29	2,301,011.97
Human Services Department		1006324 - Encampment Resolution Funds	444.01	212.59	444.01	-	444.01	656.60
Human Services Department		1006326 - HHAP Round 3 FY2023 - 2025	5,297,938.80	7,953,432.87	5,297,938.80	-	5,297,938.80	13,251,371.67
Human Services Department		1006508 - Family Homelessness Challenge	-	938,603.36	-	-	-	938,603.36
Human Services Department		1006961 - HHAP Round 4	13,267,367.34	1,352,090.51	13,267,367.34	-	13,267,367.34	14,619,457.85
Human Services Department		1007176 - ERF 2	-	1,466,783.95	-	-	-	1,466,783.95
Human Services Department	2159 - State of California Other Total		21,295,384.71	13,401,907.42	21,295,384.71	-	21,295,384.71	34,697,292.13
Human Services Department	2160 - County of Alameda	1003913 - CORE HSG CTRS FY1718 ALAMEDA	0.01	-	0.01	-	0.01	0.01
Human Services Department		1003914 - CORE HSG CTRS FY1819 ALAMEDA	0.08	-	0.08	-	0.08	0.08
Human Services Department		1004591 - COUNTY SSA TO HFSN FY19-20	-	43,619.13	-	-	-	43,619.13
Human Services Department		1004592 - COUNTY WINTER SHELTER FY19-20	0.01	0.01	0.01	-	0.01	0.02
Human Services Department		1004613 - COUNTY SSA TO HFSN FY20-21	-	9,957.89	-	-	-	9,957.89
Human Services Department		1004614 - COUNTY WINTER SHELTER FY20-21	0.02	-	0.02	-	0.02	0.02
Human Services Department		1005543 - Info and Assistance FY 21-22	4,529.68	559.81	4,529.68	-	4,529.68	5,089.49
Human Services Department		1005544 - Infor and Assistance FY 22-23	28,317.06	44.61	28,317.06	-	28,317.06	28,361.67
Human Services Department		1005622 - COUNTY SSA TO HFSN FY2022	19,298.91	-	19,298.91	-	19,298.91	19,298.91
Human Services Department		1005623 - COUNTY SSA TO HFSN FY2023	12,881.50	-	12,881.50	-	12,881.50	12,881.50
Human Services Department		1005624 - COUNTY WINTER SHELTER FY2022	25,000.00	4,375.00	25,000.00	-	25,000.00	29,375.00
Human Services Department		1005625 - COUNTY WINTER SHELTER FY2023	30,000.00	-	30,000.00	-	30,000.00	30,000.00
Human Services Department		1006679 - COUNTY SSA TO HFSN FY2024	38,340.00	345,060.00	38,340.00	-	38,340.00	383,400.00
Human Services Department		1006680 - COUNTY WINTER SHELTER FY2024	-	-	-	-	-	0.00
Human Services Department		1006712 - Inform and Assistance FY23-24	(27,717.62)	1,416.50	(27,717.62)	-	(27,717.62)	(26,301.12)
Human Services Department	2160 - County of Alameda: Grants Total		130,649.65	405,032.95	130,649.65	-	130,649.65	535,682.60
Human Services Department	2213 - Measure B: Paratr	1001055 - OPED FY16-17	-	-	-	-	-	0.00
Human Services Department		1004088 - OPED FY18-19 MEASURE B	-	-	-	-	-	0.00
Human Services Department		1004533 - OPED FY 19-20 MEASURE B	1,290.45	0.01	-	-	-	0.01
Human Services Department		1004535 - OPED FY 20-21 MEASURE B	2,569.33	-	-	-	-	0.00
Human Services Department		1005545 - OPED FY 21-22 MEASURE B	-	-	-	-	-	0.00
Human Services Department	2213 - Measure B: Paratransit - ACTC Total		3,859.78	0.01	-	-	-	0.01

DEPARTMENT NAME	Fund - Fund Desc	Proj - Proj Desc	Available P12-24	Approved Enc CF	Recommend Project CF - Phase 1	Recommended Project CF - Phase 2	Total Recommended Project CF	Total Approved (Encumb CF + Project CF)
Human Services Department	2220 - Measure BB - Para	1003633 - OPED FY17-18 MEASURE BB	-	-	-	-	-	0.00
Human Services Department		1003725 - MEALS ON WHEEL	300,000.00	-	-	-	-	0.00
Human Services Department		1004089 - OPED FY18-19 MEASURE BB	-	-	-	-	-	0.00
Human Services Department		1004534 - OPED FY 19-20 MEASURE BB	11,700.01	85,600.00	-	11,700.01	11,700.01	97,300.01
Human Services Department		1004536 - OPED FY 20-21 MEASURE BB	-	1,026.00	-	-	-	1,026.00
Human Services Department		1005545 - OPED FY 21-22 MEASURE B	-	9,163.60	-	-	-	9,163.60
Human Services Department		1005546 - OPED FY 22-23 MEASURE B	914,752.69	1,124.81	-	914,752.69	914,752.69	915,877.50
Human Services Department		1005547 - OPED FY 21-22 MEASURE BB	500.50	3,224.84	-	500.50	500.50	3,725.34
Human Services Department		1005548 - OPED FY 22-23 MEASURE BB	357,134.42	115,381.98	-	357,134.42	357,134.42	472,516.40
Human Services Department		1006714 - OPED FY 23-24 MEASURE BB	1,291,123.10	235,942.20	-	1,291,123.10	1,291,123.10	1,527,065.30
Human Services Department	2220 - Measure BB - Paratransit Total		2,875,210.72	451,463.43		2,575,210.72	2,575,210.72	3,026,674.15
Human Services Department	2244 - Measure Q - Parks	1000017 - DP780 Administrative Project	-	660,165.55	-	-	-	660,165.55
Human Services Department		1001142 - CTY-CNTY RNTRY JOB	303,935.89	-	-	303,935.89	303,935.89	303,935.89
Human Services Department		1004117 - GPF HUNGER PRGM FY1819	-	339.55	-	-	-	339.55
Human Services Department		1004120 - PW ENCAMPMENT ABATEMENT2	383,679.97	0.01	-	152,876.90	152,876.90	152,876.91
Human Services Department		1005349 - MEASQ HOMELESS	(69,253.95)	2,478,787.82	-	(69,253.95)	(69,253.95)	2,409,533.87
Human Services Department		1005626 - GPF HIGH PRIORITY FY2022	10,721.36	-	-	10,721.36	10,721.36	10,721.36
Human Services Department		1006654 - CDBG CHS ADMIN FY2024	101,189.70	-	-	-	-	0.00
Human Services Department		1006660 - CDBG CHS PROJ DELIVERY FY2024	29,398.30	-	-	-	-	0.00
Human Services Department		1006681 - GPF HIGH PRIORITY FY2024	41,293.16	-	-	-	-	0.00
Human Services Department	2244 - Measure Q - Parks & Recreation Preservation, Litter Reduction, and Homelessness Sup		800,964.43	3,139,292.93		398,280.20	398,280.20	3,537,573.13
Human Services Department	2252 - Measure Z - Violence	1001362 - MEASURE Z EVALUATION	(276.90)	-	(276.90)	-	(276.90)	(276.90)
Human Services Department		1001372 - MEAS Z VIOL PREV FY15-16	(14,788.30)	0.01	(14,788.30)	-	(14,788.30)	(14,788.29)
Human Services Department		1004313 - MZ SERVICE PRIOR YEAR RESERVE	0.33	-	0.33	-	0.33	0.33
Human Services Department		1004447 - MZ19-20 ADMIN	(11,345.96)	-	(11,345.96)	-	(11,345.96)	(11,345.96)
Human Services Department		1004454 - MZ19-20 CONTRACT GBV CSEC	-	-	-	-	-	0.00
Human Services Department		1004457 - MZ19-20 CONTRACT CMTY HEALING	46,766.70	-	46,766.70	-	46,766.70	46,766.70
Human Services Department		1004458 - MZ19-20 CONTRACT CMTY TA	1.04	-	1.04	-	1.04	1.04
Human Services Department		1004462 - MZ19-20 STAFF GV COACHING	24,980.00	-	24,980.00	-	24,980.00	24,980.00
Human Services Department	2252 - Measure Z - Violence Prevention and Public Safety Act of 2014 Total		45,336.91	0.01	45,336.91		45,336.91	45,336.92
Human Services Department	2264 - Measure AA - First	1007362 - HEAD START-MEASURE AA	1,475,317.32	10,310.22	-	-	-	10,310.22
Human Services Department		1007365 - EARLY HEAD START- MEASURE AA	933,359.30	7,043.82	-	-	-	7,043.82
Human Services Department		1007388 - GOAL 3:HEAD START MEASURE AA	169,868.22	-	-	-	-	0.00
Human Services Department		1007389 - GOAL 5 HEAD START MEASURE-AA	1,425,354.20	-	-	-	-	0.00
Human Services Department	2264 - Measure AA - First 5 Total		4,003,899.04	17,354.04				17,354.04
Human Services Department	2270 - Vacant Property Tax	1000017 - DP780 Administrative Project	-	173,475.00	-	-	-	173,475.00
Human Services Department	2270 - Vacant Property Tax Act Fund Total			173,475.00				173,475.00
Human Services Department	2994 - Social Services Grants	1000320 - OLDER AMERICANS	4,934.75	-	4,934.75	-	4,934.75	4,934.75
Human Services Department		1000324 - CHILDCARE CENTER	4,917.53	-	4,917.53	-	4,917.53	4,917.53
Human Services Department		1000328 - HEAD START DONATIONS	490.04	-	490.04	-	490.04	490.04
Human Services Department		1000413 - AC-OCAP DONATIONS	44,045.91	-	44,045.91	-	44,045.91	44,045.91
Human Services Department		1000513 - HUNGER DONATIONS	69,103.78	0.01	69,103.78	-	69,103.78	69,103.79
Human Services Department		1000545 - YR 16 DONATION	19,606.44	914.17	19,606.44	-	19,606.44	20,520.61
Human Services Department		1001396 - HSD-DONATIONS SMMR FOOD PRGM	21,802.18	-	21,802.18	-	21,802.18	21,802.18
Human Services Department		1003387 - HOMELESS DONATIONS	2,793.66	-	2,793.66	-	2,793.66	2,793.66
Human Services Department		1003911 - CORE HSG CTRS FY1718EMERVILLE	28,132.82	12,863.66	28,132.82	-	28,132.82	40,996.48
Human Services Department		1004255 - SCP FGP Donation	-	0.01	-	-	-	0.01
Human Services Department	2994 - Social Services Grants Total		195,827.11	13,777.85	195,827.11		195,827.11	209,604.96
Human Services Department	4400 - City Facilities	1000017 - DP780 Administrative Project	-	-	-	-	-	0.00
Human Services Department		1000316 - RETAINED RENTAL REV DOSC	69,750.44	-	-	-	-	0.00
Human Services Department		1000317 - RETAINED RENTAL REV NOSC	41,233.55	-	-	-	-	0.00
Human Services Department		1000318 - RETAINED RENTAL REV WOSC	41,234.46	-	-	-	-	0.00
Human Services Department		1001097 - RETAINED RENTAL REV EOSC	41,235.39	-	-	-	-	0.00
Human Services Department		1004510 - HEADSTART FY20-21 CSPP	-	150.00	-	-	-	150.00
Human Services Department	4400 - City Facilities Total		193,453.84	150.00				150.00
Human Services Department	7760 - Grant Clearing	1000017 - DP780 Administrative Project	-	47,160.87	-	-	-	47,160.87
Human Services Department	7760 - Grant Clearing Total			47,160.87				47,160.87
Human Services Department	7901 - Oakland Senior Center	1000311 - DOSC TRUST FUND	5,904.52	0.01	-	5,904.52	5,904.52	5,904.53
Human Services Department	7901 - Oakland Senior Center: Downtown Total		5,904.52	0.01		5,904.52	5,904.52	5,904.53
Human Services Department		7902 - Oakland Senior Center 1000314 - NORTH SENIOR CENTER TRUST FUND	2,992.67	-	-	2,992.67	2,992.67	2,992.67
Human Services Department	7902 - Oakland Senior Center: North Total		2,992.67			2,992.67	2,992.67	2,992.67

DEPARTMENT NAME	Fund - Fund Desc	Proj - Proj Desc	Available P12-24	Approved Enc CF	Recommend Project CF - Phase 1	Recommended Project CF - Phase 2	Total Recommended Project CF	Total Approved (Encumb CF + Project CF)
Human Services Department	7903 - Oakland Senior Ce	1001215 - WEST SENIOR CENTER TRUST FUND	352.71	-		352.71	352.71	352.71
Human Services Department	7903 - Oakland Senior Center: West Total		352.71	-		352.71	352.71	352.71
Human Services Department	7904 - Oakland Senior Ce	1001243 - EAST SENIOR CENTER TRUST FUND	11,344.12	273.61		11,344.12	11,344.12	11,617.73
Human Services Department	7904 - Oakland Senior Center: East Total		11,344.12	273.61		11,344.12	11,344.12	11,617.73
Human Services Department Total			79,616,132.54	38,776,754.11	60,855,864.33	6,672,802.95	67,528,667.28	106,305,421.39
Information Technology Department	1010 - General Fund: Ger	1000011 - DP460 Administrative Project	-	80,539.17		-	-	80,539.17
Information Technology Department		1000127 - AGENDA MANAGEMENT	-	4,430.62		-	-	4,430.62
Information Technology Department		1004546 - PUBLIC SAFETY	-	16,733.52		-	-	16,733.52
Information Technology Department		1005398 - CARES Broadband/Digital	-	33,158.72		-	-	33,158.72
Information Technology Department		1006025 - TECHNOLOGY SYSTEMS UPDATE	1.65	197,515.29		-	-	197,515.29
Information Technology Department		1006997 - Cyber Incident 2023	897,493.08	1,192,973.41		-	-	1,192,973.41
Information Technology Department	1010 - General Fund: General Purpose Total		897,494.73	1,525,350.73		-	-	1,525,350.73
Information Technology Department	1100 - Self Insurance Liab	1006997 - Cyber Incident 2023	(26,616.79)	-		-	-	0.00
Information Technology Department	1100 - Self Insurance Liability Total		(26,616.79)	-		-	-	0.00
Information Technology Department	1700 - Mandatory Refuse	1000011 - DP460 Administrative Project	-	-		-	-	0.00
Information Technology Department	1700 - Mandatory Refuse Program Total		-	-		-	-	0.00
Information Technology Department	1760 - Telecommunicatio	1000003 - DP030 Administrative Project	-	464.82		-	-	464.82
Information Technology Department	1760 - Telecommunications Reserve Total		-	464.82		-	-	464.82
Information Technology Department	2071 - CARES Act Relief F	1005398 - CARES Broadband/Digital	199.31	0.03	199.31	-	199.31	199.34
Information Technology Department	2071 - CARES Act Relief Fund Total		199.31	0.03	199.31	-	199.31	199.34
Information Technology Department	2159 - State of California	1006359 - LOCAL JURISDICTION GRANT 2159	-	-	-	-	-	0.00
Information Technology Department		1006956 - Last-Mile Broadband	-	148,183.72	-	-	-	148,183.72
Information Technology Department	2159 - State of California Other Total		-	148,183.72	-	-	-	148,183.72
Information Technology Department	2241 - Measure Q-Library	1000011 - DP460 Administrative Project	-	-		-	-	0.00
Information Technology Department	2241 - Measure Q-Library Services Retention & Enhancement Total		-	-		-	-	0.00
Information Technology Department	2243 - Measure D - Parce	1000011 - DP460 Administrative Project	-	-		-	-	0.00
Information Technology Department	2243 - Measure D - Parcel Tax to Maintain, Protect & Improve Library Services Total		-	-		-	-	0.00
Information Technology Department	2411 - False Alarm Reduc	1000011 - DP460 Administrative Project	-	-		-	-	0.00
Information Technology Department	2411 - False Alarm Reduction Program Total		-	-		-	-	0.00
Information Technology Department	2415 - Development Serv	1000011 - DP460 Administrative Project	-	-		-	-	0.00
Information Technology Department		1000018 - DP840 Administrative Project	-	-		-	-	0.00
Information Technology Department		1003971 - TECH ENHANCEMENT AND REC MGMT	200,770.29	2,125.00		80,708.18	80,708.18	82,833.18
Information Technology Department		1005074 - Fire Plan Check	-	-		-	-	0.00
Information Technology Department		1006079 - Phase II ROSP Athenian Group	876,342.67	85,864.50		876,342.67	876,342.67	962,207.17
Information Technology Department	2415 - Development Service Fund Total		1,077,112.96	87,989.50		957,050.85	957,050.85	1,045,040.35
Information Technology Department	2999 - Miscellaneous Gra	1000447 - PUBLIC ED - GOVERNMENT P350210	-	7,345.79	-	-	-	7,345.79
Information Technology Department	2999 - Miscellaneous Grants Total		-	7,345.79	-	-	-	7,345.79
Information Technology Department	3100 - Sewer Service Fun	1000011 - DP460 Administrative Project	-	-		-	-	0.00
Information Technology Department	3100 - Sewer Service Fund Total		-	-		-	-	0.00
Information Technology Department	4200 - Radio / Telecomm	1000009 - DP200 Administrative Project	-	283,854.45		-	-	283,854.45
Information Technology Department		1000011 - DP460 Administrative Project	-	59,144.38		-	-	59,144.38
Information Technology Department		1000442 - MOBILE RADIOS	5,238.05	386,511.95	5,238.05	-	5,238.05	391,750.00
Information Technology Department		1005180 - RADIO REPLACEMENT	514,506.41	239,910.89	514,506.41	-	514,506.41	754,417.30
Information Technology Department		1007218 - Public Safety Comm Upgrade	42,348.16	-	-	42,348.16	42,348.16	42,348.16
Information Technology Department	4200 - Radio / Telecommunications Total		562,092.62	969,421.67	519,744.46	42,348.16	562,092.62	1,531,514.29
Information Technology Department	4210 - Telephone Equipm	1000011 - DP460 Administrative Project	-	7,369.92		-	-	7,369.92
Information Technology Department	4210 - Telephone Equipment and Software Total		-	7,369.92		-	-	7,369.92
Information Technology Department	4300 - Reproduction	1000011 - DP460 Administrative Project	-	169,827.59		-	-	169,827.59
Information Technology Department	4300 - Reproduction Total		-	169,827.59		-	-	169,827.59

DEPARTMENT NAME	Fund - Fund Desc	Proj - Proj Desc	Available P12-24	Approved Enc CF	Recommend Project CF - Phase 1	Recommended Project CF - Phase 2	Total Recommended Project CF	Total Approved (Encumb CF + Project CF)
Information Technology Department	4600 - Information Techn	1000003 - DP030 Administrative Project	-	6,431.80	-	-	-	6,431.80
Information Technology Department		1000005 - DP050 Administrative Project	-	-	-	-	-	0.00
Information Technology Department		1000011 - DP460 Administrative Project	-	51,556.08	-	-	-	51,556.08
Information Technology Department		1004546 - PUBLIC SAFETY	232,489.20	142,401.13	-	232,440.02	232,440.02	374,841.15
Information Technology Department		1004547 - PRIME	221,797.64	35,090.09	-	221,797.64	221,797.64	256,887.73
Information Technology Department		1004548 - ORACLE	(46,878.00)	1,486,336.64	-	(46,878.00)	(46,878.00)	1,439,458.64
Information Technology Department		1004549 - DRT	174,550.01	17.44	-	174,542.91	174,542.91	174,560.35
Information Technology Department		1004550 - MICROSOFT	(1,201,427.95)	213,873.92	-	(1,201,427.95)	(1,201,427.95)	(987,554.03)
Information Technology Department		1004551 - HARDWARE, MAINT, PROF SERV	1,094,070.21	70,267.62	-	1,093,540.77	1,093,540.77	1,163,808.39
Information Technology Department		1004552 - SOFTWARE, SUBSCRIP, PROF SERV	1,103,778.11	448,841.28	-	1,103,778.11	1,103,778.11	1,552,619.39
Information Technology Department		1004553 - REGISTRATION	37,388.82	4.34	-	37,388.82	37,388.82	37,393.16
Information Technology Department		1004554 - GENERAL SERVICES	11,987.32	5,270.28	-	11,987.32	11,987.32	17,257.60
Information Technology Department		1006113 - WEBSITE DEVELOPMENT	(257,097.57)	32,537.33	-	(257,097.57)	(257,097.57)	(224,560.24)
Information Technology Department		1006997 - Cyber Incident 2023	224,031.97	366,248.00	-	224,031.97	224,031.97	590,279.97
Information Technology Department	4600 - Information Technology Total		1,594,689.76	2,858,875.95		1,594,104.04	1,594,104.04	4,452,979.99
Information Technology Department	7760 - Grant Clearing	1001288 - PWA OVERHEAD CLEARING	-	-	-	-	-	0.00
Information Technology Department		1003336 - DOT OVERHEAD CLEARING	-	-	-	-	-	0.00
Information Technology Department	7760 - Grant Clearing Total		-	-		-	-	0.00
Information Technology Department Total			4,104,972.59	5,774,829.72	519,943.77	2,593,503.05	3,113,446.82	8,888,276.54
Mayor	1010 - General Fund: Ger	1000001 - DP010 Administrative Project	-	16,738.02	-	-	-	16,738.02
Mayor	1010 - General Fund: General Purpose Total		-	16,738.02		-	-	16,738.02
Mayor	2218 - Measure BB - Loca	1000001 - DP010 Administrative Project	-	-	-	-	-	0.00
Mayor	2218 - Measure BB - Local Streets and Roads Total		-	-		-	-	0.00
Mayor	2252 - Measure Z - Violen	1001372 - MEAS Z VIOL PREV FY15-16	139.81	-	139.81	-	139.81	139.81
Mayor	2252 - Measure Z - Violence Prevention and Public Safety Act of 2014 Total		139.81	-	139.81	-	139.81	139.81
Mayor	2415 - Development Serv	1000001 - DP010 Administrative Project	-	-	-	-	-	0.00
Mayor	2415 - Development Service Fund Total		-	-		-	-	0.00
Mayor	2999 - Miscellaneous Gra	1001446 - MAYOR'S DIRECTOR OF EQUITY	(64,806.36)	-	(64,806.36)	-	(64,806.36)	(64,806.36)
Mayor		1003253 - KENNETH RAININ FOUNDATION	(44,516.09)	-	(44,516.09)	-	(44,516.09)	(44,516.09)
Mayor		1004317 - Fnd for Cities of Svc Inc Grnt	9,874.47	-	9,874.47	-	9,874.47	9,874.47
Mayor		1005145 - NEW VENTURE - HOMELESSNESS	70,251.59	-	70,251.59	-	70,251.59	70,251.59
Mayor	2999 - Miscellaneous Grants Total		(29,196.39)	-	(29,196.39)	-	(29,196.39)	(29,196.39)
Mayor	7999 - Miscellaneous Tru	1000500 - MAYOR'S SUMMER YOUTH DONATION	6,856.51	-	6,856.51	-	6,856.51	6,856.51
Mayor		1000501 - MAYOR'S TOY DRIVE	90.00	-	90.00	-	90.00	90.00
Mayor		1000504 - OAKLAND EDUCATION BUS FORUM	34.22	-	34.22	-	34.22	34.22
Mayor		1001130 - OAKLAND HOSTS APEC	3,497.42	-	3,497.42	-	3,497.42	3,497.42
Mayor		1001348 - OPD TECHNOLOGY PROJECT	12,852.50	-	12,852.50	-	12,852.50	12,852.50
Mayor	7999 - Miscellaneous Trusts Total		23,330.65	-	23,330.65	-	23,330.65	23,330.65
Mayor Total			(5,725.93)	16,738.02	(5,725.93)	-	(5,725.93)	11,012.09
Non Departmental and Port	1010 - General Fund: Ger	1000007 - DP080 Administrative Project	-	-	-	-	-	0.00
Non Departmental and Port		1000008 - DP1000 Administrative Project	-	-	-	-	-	0.00
Non Departmental and Port		1000009 - DP200 Administrative Project	-	-	-	-	-	0.00
Non Departmental and Port		1000021 - DP900 Administrative Project	-	1,069.44	-	-	-	1,069.44
Non Departmental and Port		1000455 - CLEAN WATER PROGRAM	-	-	-	-	-	0.00
Non Departmental and Port		1000462 - CITY COUNCIL CONTINGENCY	25,124.41	-	-	-	-	0.00
Non Departmental and Port		1000465 - EMPLOYEE RECOGNITION	39,245.64	238.33	-	39,245.64	39,245.64	39,483.97
Non Departmental and Port		1000467 - STATE LOBBYIST	105,000.00	11,500.00	-	105,000.00	105,000.00	116,500.00
Non Departmental and Port		1000468 - FEDERAL LOBBYIST	24,000.00	-	-	24,000.00	24,000.00	24,000.00
Non Departmental and Port		1001177 - COMPLIANCE DIRECTOR CONTRACT	-	-	-	-	-	0.00
Non Departmental and Port		1001347 - CAO CONTINGENCY	250,000.00	-	-	-	-	0.00
Non Departmental and Port		1001368 - DISCR POOL TPT CONVERSION	885,246.00	-	-	885,246.00	885,246.00	885,246.00
Non Departmental and Port		1003464 - IMMIGRANT LEGAL SERVICES	149,971.60	-	-	-	-	0.00
Non Departmental and Port		1005206 - 2018 LRB REF (ADMIN BLDG)	29,795.34	-	-	-	-	0.00
Non Departmental and Port		1005208 - OACCA LRB (COLISEUM COMPLEX)	6,517,306.17	-	-	6,517,306.17	6,517,306.17	6,517,306.17
Non Departmental and Port		1005970 - LAKE MERRITT HEALTH & SAFETY	38,329.47	-	-	-	-	0.00
Non Departmental and Port		1006014 - DP620 Administrative Project	-	-	-	-	-	0.00
Non Departmental and Port		1006041 - City Council Community Grants	120,747.99	93,776.01	-	-	-	93,776.01
Non Departmental and Port		1006997 - Cyber Incident 2023	2,829,667.21	-	-	-	-	0.00
Non Departmental and Port		1007338 - Improving 911 Emergency Serv	985,000.00	-	-	-	-	0.00
Non Departmental and Port		1007341 - OAKLAND PIC HIRING GRANT	60,000.00	-	-	-	-	0.00
Non Departmental and Port	1010 - General Fund: General Purpose Total		12,059,433.83	106,583.78		7,570,797.81	7,570,797.81	7,677,381.59

DEPARTMENT NAME	Fund - Fund Desc	Proj - Proj Desc	Available P12-24	Approved Enc CF	Recommend Project CF - Phase 1	Recommended Project CF - Phase 2	Total Recommended Project CF	Total Approved (Encumb CF + Project CF)
Non Departmental and Port	1020 - Vital Services Stab	1000021 - DP900 Administrative Project	-	-	-	-	-	0.00
Non Departmental and Port	1020 - Vital Services Stabilization Fund Total		-	-	-	-	-	0.00
Non Departmental and Port	1030 - Measure HH (SSBC	1003817 - MSR HH-HEALTHY KIDS PRGM	500,000.00	-	-	-	-	0.00
Non Departmental and Port	1030 - Measure HH (SSBDT) Total		500,000.00	-	-	-	-	0.00
Non Departmental and Port	1100 - Self Insurance Liab	1000004 - DP040 Administrative Project	-	-	-	-	-	0.00
Non Departmental and Port		1000008 - DP1000 Administrative Project	-	-	-	-	-	0.00
Non Departmental and Port		1000010 - DP300 Administrative Project	-	-	-	-	-	0.00
Non Departmental and Port		1000021 - DP900 Administrative Project	-	-	-	-	-	0.00
Non Departmental and Port		1006997 - Cyber Incident 2023	(3,274,508.08)	-	-	-	-	0.00
Non Departmental and Port	1100 - Self Insurance Liability Total		(3,274,508.08)	-	-	-	-	0.00
Non Departmental and Port	1150 - Worker's Compens	1000021 - DP900 Administrative Project	-	24,012.12	-	-	-	24,012.12
Non Departmental and Port	1150 - Worker's Compensation Insurance Claims Total		-	24,012.12	-	-	-	24,012.12
Non Departmental and Port	1200 - Pension Override	1000021 - DP900 Administrative Project	-	-	-	-	-	0.00
Non Departmental and Port		1005210 - 2012 POB	-	-	-	-	-	0.00
Non Departmental and Port	1200 - Pension Override Tax Revenue Total		-	-	-	-	-	0.00
Non Departmental and Port	1750 - Multipurpose Rese	1000021 - DP900 Administrative Project	-	-	-	-	-	0.00
Non Departmental and Port	1750 - Multipurpose Reserve Total		-	-	-	-	-	0.00
Non Departmental and Port	2063 - FEMA Declaration	1006573 - Public Assist Grants Program	(498,711.99)	-	(498,711.99)	-	(498,711.99)	(498,711.99)
Non Departmental and Port	2063 - FEMA Declarations Total		(498,711.99)	-	(498,711.99)	-	(498,711.99)	(498,711.99)
Non Departmental and Port	2218 - Measure BB - Loca	1003469 - DP350 Administrative Project	-	-	-	-	-	0.00
Non Departmental and Port	2218 - Measure BB - Local Streets and Roads Total		-	-	-	-	-	0.00
Non Departmental and Port	2220 - Measure BB - Para	1006041 - City Council Community Grants	170,000.00	-	-	170,000.00	170,000.00	170,000.00
Non Departmental and Port	2220 - Measure BB - Paratransit Total		170,000.00	-	-	170,000.00	170,000.00	170,000.00
Non Departmental and Port	2244 - Measure Q - Parks	1000021 - DP900 Administrative Project	-	-	-	-	-	0.00
Non Departmental and Port		1005792 - Encampment Outreach - Meas Q	429,395.84	-	-	429,395.84	429,395.84	429,395.84
Non Departmental and Port	2244 - Measure Q - Parks & Recreation Preservation, Litter Reduction, and Homelessness Sup		429,395.84	-	-	429,395.84	429,395.84	429,395.84
Non Departmental and Port	2253 - Oakland Zoo Fund	1000021 - DP900 Administrative Project	-	-	-	-	-	0.00
Non Departmental and Port	2253 - Oakland Zoo Fund Total		-	-	-	-	-	0.00
Non Departmental and Port	2261 - Measure AA - Ove	1000002 - DP020 Administrative Project	(10,012.50)	14,072.50	(10,012.50)	-	(10,012.50)	4,060.00
Non Departmental and Port		1000007 - DP080 Administrative Project	4,247,068.35	1,751.45	4,247,068.35	-	4,247,068.35	4,248,819.80
Non Departmental and Port	2261 - Measure AA - Oversight Total		4,237,055.85	15,823.95	4,237,055.85	-	4,237,055.85	4,252,879.80
Non Departmental and Port	2262 - Measure AA - Early	1000002 - DP020 Administrative Project	3,676,975.20	-	3,676,975.20	-	3,676,975.20	3,676,975.20
Non Departmental and Port		1000007 - DP080 Administrative Project	382,905.60	-	382,905.60	-	382,905.60	382,905.60
Non Departmental and Port		1000021 - DP900 Administrative Project	11,171,794.50	-	11,171,794.50	-	11,171,794.50	11,171,794.50
Non Departmental and Port	2262 - Measure AA - Early Education Total		15,231,675.30	-	15,231,675.30	-	15,231,675.30	15,231,675.30
Non Departmental and Port	2263 - Measure AA - Oak	1000002 - DP020 Administrative Project	1,838,487.40	-	1,838,487.40	-	1,838,487.40	1,838,487.40
Non Departmental and Port		1000007 - DP080 Administrative Project	4,619,344.38	-	4,619,344.38	-	4,619,344.38	4,619,344.38
Non Departmental and Port	2263 - Measure AA - Oakland Promise Total		6,457,831.78	-	6,457,831.78	-	6,457,831.78	6,457,831.78
Non Departmental and Port	2310 - Lighting and Lands	1000021 - DP900 Administrative Project	-	-	-	-	-	0.00
Non Departmental and Port		1005212 - 2013 LED TE/QECB LEASE	198,466.45	-	-	-	-	0.00
Non Departmental and Port	2310 - Lighting and Landscape Assessment District Total		198,466.45	-	-	-	-	0.00
Non Departmental and Port	2332 - Gateway Industria	1004284 - OAB CFD NO. 2015-1 GATEWAY	1,750.00	-	-	-	-	0.00
Non Departmental and Port	2332 - Gateway Industrial Park Total		1,750.00	-	-	-	-	0.00
Non Departmental and Port	2333 - Brooklyn Basin Pul	1005168 - CFD 2017-1 BROOKLYN BASIN-CAP	(1,165.64)	-	-	-	-	0.00
Non Departmental and Port	2333 - Brooklyn Basin Public Services Total		(1,165.64)	-	-	-	-	0.00
Non Departmental and Port	2413 - Rent Adjustment F	1000021 - DP900 Administrative Project	-	-	-	-	-	0.00
Non Departmental and Port	2413 - Rent Adjustment Program Fund Total		-	-	-	-	-	0.00
Non Departmental and Port	2415 - Development Serv	1000021 - DP900 Administrative Project	-	46,182.46	-	-	-	46,182.46
Non Departmental and Port		1006079 - Phase II ROSP Athenian Group	1,219,296.50	-	-	1,219,296.50	1,219,296.50	1,219,296.50
Non Departmental and Port	2415 - Development Service Fund Total		1,219,296.50	46,182.46	-	1,219,296.50	1,219,296.50	1,265,478.96

DEPARTMENT NAME	Fund - Fund Desc	Proj - Proj Desc	Available P12-24	Approved Enc CF	Recommend Project CF - Phase 1	Recommended Project CF - Phase 2	Total Recommended Project CF	Total Approved (Encumb CF + Project CF)
Non Departmental and Port	2419 - Measure C: Transie	1000456 - TOT SURCHARGE-ZOO	14,673.24	0.49		14,673.24	14,673.24	14,673.73
Non Departmental and Port		1000457 - TOT SURCHARGE-MUSEUM	14,673.24	0.49		14,673.24	14,673.24	14,673.73
Non Departmental and Port		1001283 - TOT SURCHARGE-OCVB	61,612.68	2.05		61,612.68	61,612.68	61,614.73
Non Departmental and Port		1001493 - TOT SURCHARGE-CHABOT	14,701.51	0.49		14,701.51	14,701.51	14,702.00
Non Departmental and Port	2419 - Measure C: Transient Occupancy Tax (TOT) Surcharge Total		105,660.67	3.52		105,660.67	105,660.67	105,664.19
Non Departmental and Port	2430 - Lead Settlement 2	1000021 - DP900 Administrative Project	-	-		-	-	0.00
Non Departmental and Port		1006538 - Equity Based Lead Program	4,063,890.58	-		4,063,890.58	4,063,890.58	4,063,890.58
Non Departmental and Port	2430 - Lead Settlement 2022 Total		4,063,890.58	-		4,063,890.58	4,063,890.58	4,063,890.58
Non Departmental and Port	2999 - Miscellaneous Gra	1000976 - BUS RAPID TRANSIT	(2,122.00)	-	(2,122.00)	-	(2,122.00)	(2,122.00)
Non Departmental and Port	2999 - Miscellaneous Grants Total		(2,122.00)	-	(2,122.00)	-	(2,122.00)	(2,122.00)
Non Departmental and Port	3100 - Sewer Service Fun	1000021 - DP900 Administrative Project	-	-		-	-	0.00
Non Departmental and Port		1005213 - 2014A SEWER REV REF BONDS	6,085.00	-		6,085.00	6,085.00	6,085.00
Non Departmental and Port	3100 - Sewer Service Fund Total		6,085.00	-		6,085.00	6,085.00	6,085.00
Non Departmental and Port	3200 - Golf Course	1000021 - DP900 Administrative Project	-	-		-	-	0.00
Non Departmental and Port	3200 - Golf Course Total		-	-		-	-	0.00
Non Departmental and Port	4100 - Equipment	1000021 - DP900 Administrative Project	-	-		-	-	0.00
Non Departmental and Port	4100 - Equipment Total		-	-		-	-	0.00
Non Departmental and Port	4200 - Radio / Telecomm	1000011 - DP460 Administrative Project	-	-		-	-	0.00
Non Departmental and Port		1000021 - DP900 Administrative Project	-	-		-	-	0.00
Non Departmental and Port	4200 - Radio / Telecommunications Total		-	-		-	-	0.00
Non Departmental and Port	4400 - City Facilities	1000021 - DP900 Administrative Project	-	-		-	-	0.00
Non Departmental and Port	4400 - City Facilities Total		-	-		-	-	0.00
Non Departmental and Port	4500 - Central Stores	1000021 - DP900 Administrative Project	-	-		-	-	0.00
Non Departmental and Port	4500 - Central Stores Total		-	-		-	-	0.00
Non Departmental and Port	4600 - Information Techn	1000021 - DP900 Administrative Project	-	-		-	-	0.00
Non Departmental and Port		1005229 - 2017 IT SYSTEMS - PS - LEASE 2	(407,040.39)	-		-	-	0.00
Non Departmental and Port	4600 - Information Technology Total		(407,040.39)	-		-	-	0.00
Non Departmental and Port	5321 - Measure DD: 2009	1001191 - MEASURE DD ADMIN-B	-	-		-	-	0.00
Non Departmental and Port	5321 - Measure DD: 2009B Clean Water, Safe Parks & Open Space Trust Fund for Oakland Tot		-	-		-	-	0.00
Non Departmental and Port	5999 - Miscellaneous Cap	1004352 - OAK A'S HOWARD SITE PEP 5999	450,079.47	-		-	-	0.00
Non Departmental and Port	5999 - Miscellaneous Capital Projects Total		450,079.47	-		-	-	0.00
Non Departmental and Port	6013 - 2013 LED Streetlig	1005212 - 2013 LED TE/QECB LEASE	3,501.65	-		3,501.65	3,501.65	3,501.65
Non Departmental and Port	6013 - 2013 LED Streetlight Acquisition Lease Financing Total		3,501.65	-		3,501.65	3,501.65	3,501.65
Non Departmental and Port	6029 - Taxable Pension O	1005210 - 2012 POB	5,250.00	-		5,250.00	5,250.00	5,250.00
Non Departmental and Port	6029 - Taxable Pension Obligation Bonds: 2012 Series-PFRS Total		5,250.00	-		5,250.00	5,250.00	5,250.00
Non Departmental and Port	6064 - GO Refunding Bon	1005233 - 2015A GOB REFUNDING	6,650.00	-		6,650.00	6,650.00	6,650.00
Non Departmental and Port	6064 - GO Refunding Bonds, Series 2015A Total		6,650.00	-		6,650.00	6,650.00	6,650.00
Non Departmental and Port	6322 - Measure DD: 2017	1005234 - 2017C GOB MEASURE DD	7,000.74	-		7,000.74	7,000.74	7,000.74
Non Departmental and Port	6322 - Measure DD: 2017C Clean Water, Safe Parks & Open Space Trust for Oakland Total		7,000.74	-		7,000.74	7,000.74	7,000.74
Non Departmental and Port	6330 - Measure KK: 2017	1005235 - 2017A-1 GOB MEASURE KK	6,135.74	-		6,135.74	6,135.74	6,135.74
Non Departmental and Port	6330 - Measure KK: 2017A-1 (TE) Infrastructure and Affordable Housing Total		6,135.74	-		6,135.74	6,135.74	6,135.74
Non Departmental and Port	6331 - Measure KK: 2017	1005236 - 2017A-2 GOB MEASURE KK	7,500.00	-		7,500.00	7,500.00	7,500.00
Non Departmental and Port	6331 - Measure KK: 2017A-2 (Taxable) Infrastructure and Affordable Housing Total		7,500.00	-		7,500.00	7,500.00	7,500.00
Non Departmental and Port	6332 - Measure KK: 2020	1005237 - 2020B-1 GOB MEASURE KK	8,500.00	-		8,500.00	8,500.00	8,500.00
Non Departmental and Port	6332 - Measure KK: 2020B-1 GOB Total		8,500.00	-		8,500.00	8,500.00	8,500.00
Non Departmental and Port	6333 - Measure KK: 2020	1005238 - 2020B-2 GOB MEASURE KK	8,500.00	-		8,500.00	8,500.00	8,500.00
Non Departmental and Port	6333 - Measure KK: 2020B-2 GOB Total		8,500.00	-		8,500.00	8,500.00	8,500.00
Non Departmental and Port	6334 - 2020 GOB Refundi	1000021 - DP900 Administrative Project	-	-		-	-	0.00
Non Departmental and Port		1005239 - 2020 GOB Refunding	8,000.00	-		-	-	0.00
Non Departmental and Port	6334 - 2020 GOB Refunding Total		8,000.00	-		-	-	0.00
Non Departmental and Port	6335 - Measure KK: Infr	1000021 - DP900 Administrative Project	-	-		-	-	0.00
Non Departmental and Port		1006602 - 2022C-1 GOB Measure KK	7,900.00	-		7,900.00	7,900.00	7,900.00
Non Departmental and Port	6335 - Measure KK: Infrastructure Series 2022C-1 GOB (Tax Exempt) Total		7,900.00	-		7,900.00	7,900.00	7,900.00
Non Departmental and Port	6337 - Measure KK: Infr	1000021 - DP900 Administrative Project	-	-		-	-	0.00
Non Departmental and Port		1007344 - 2023D GOB MEASURE KK INF	(21,500.00)	-		-	-	0.00
Non Departmental and Port	6337 - Measure KK: Infrastructure Series 2023D GOB (Tax-Exempt) Total		(21,500.00)	-		-	-	0.00
Non Departmental and Port	6340 - Measure U: Infrast	1000021 - DP900 Administrative Project	-	-		-	-	0.00
Non Departmental and Port		1007345 - MEAS U:INFRAS 2023 A-1 (TE)	8,500.00	-		8,500.00	8,500.00	8,500.00
Non Departmental and Port	6340 - Measure U: Infrastructure Series 2023 A-1 GOB (Tax-Exempt) Total		8,500.00	-		8,500.00	8,500.00	8,500.00
Non Departmental and Port	6341 - Measure U: Afford	1000021 - DP900 Administrative Project	-	-		-	-	0.00
Non Departmental and Port		1007350 - 2023A-2 GOB MEASURE U	8,500.00	-		8,500.00	8,500.00	8,500.00

DEPARTMENT NAME	Fund - Fund Desc	Proj - Proj Desc	Available P12-24	Approved Enc CF	Recommend Project CF - Phase 1	Recommended Project CF - Phase 2	Total Recommended Project CF	Total Approved (Encumb CF + Project CF)
Non Departmental and Port	6341 - Measure U: Affordable Housing GOB Series 2023A-2 (Taxable) Total		8,500.00	-		8,500.00	8,500.00	8,500.00
Non Departmental and Port	6540 - Skyline Sewer Dist	1005241 - 1996 A SKYLINE ASSESSMENT	20,000.00	-		20,000.00	20,000.00	20,000.00
Non Departmental and Port	6540 - Skyline Sewer District - Redemption Total		20,000.00	-		20,000.00	20,000.00	20,000.00
Non Departmental and Port	6557 - Piedmont Pines P1	1005242 - 2018 PIEDMONT PINES 1 ASSESS	25,953.40	-		25,953.40	25,953.40	25,953.40
Non Departmental and Port	6557 - Piedmont Pines P1 2018 Reassessment Refunding Bond Total		25,953.40	-		25,953.40	25,953.40	25,953.40
Non Departmental and Port	6587 - 2012 Refunding Re	1005243 - 2012 DIST NO 99-1 ASSES BONDS	45,960.21	-		45,960.21	45,960.21	45,960.21
Non Departmental and Port	6587 - 2012 Refunding Reassessment Bonds-Debt Service Total		45,960.21	-		45,960.21	45,960.21	45,960.21
Non Departmental and Port	6613 - JPFA Lease Revent	1005206 - 2018 LRB REF (ADMIN BLDG)	6,450.00	-		-	-	0.00
Non Departmental and Port	6613 - JPFA Lease Revenue Refunding Bonds, Series 2018 Total		6,450.00	-		-	-	0.00
Non Departmental and Port	6999 - Miscellaneous Det	1000021 - DP900 Administrative Project	-	-		-	-	0.00
Non Departmental and Port	6999 - Miscellaneous Debt Service Total		-	-		-	-	0.00
Non Departmental and Port	7320 - Police and Fire Ret	1005210 - 2012 POB	(505,292.65)	-		-	-	0.00
Non Departmental and Port	7320 - Police and Fire Retirement System Refinancing Annuity Trust Total		(505,292.65)	-		-	-	0.00
Non Departmental and Port	7640 - Oakland Public Mu	1004310 - MUSEUM ACCSN-DEACCSN	368,815.24	-	368,815.24	-	368,815.24	368,815.24
Non Departmental and Port	7640 - Oakland Public Museum Trust Total		368,815.24	-	368,815.24	-	368,815.24	368,815.24
Non Departmental and Port	7760 - Grant Clearing	1000689 - PWA DESIGN - ADMINSTRATION	-	-		-	-	0.00
Non Departmental and Port	7760 - Grant Clearing Total		-	-		-	-	0.00
Non Departmental and Port Total			40,973,397.50	192,605.83	25,794,544.18	13,734,978.14	39,529,522.32	39,722,128.15
Oakland Animal Services	1010 - General Fund: Ger	1006014 - DP620 Administrative Project	-	126,361.40		-	-	126,361.40
Oakland Animal Services	1010 - General Fund: General Purpose Total		-	126,361.40		-	-	126,361.40
Oakland Animal Services	2999 - Miscellaneous Gra	1004272 - FRIENDS OF OAK ANIML SVC DNTN	27,859.37	-	27,859.37	-	27,859.37	27,859.37
Oakland Animal Services	2999 - Miscellaneous Grants Total		27,859.37	-	27,859.37	-	27,859.37	27,859.37
Oakland Animal Services Total			27,859.37	126,361.40	27,859.37	-	27,859.37	154,220.77
Oakland Parks and Recreation Department	1010 - General Fund: Ger	1000012 - DP5000 Administrative Project	-	406,755.49		-	-	406,755.49
Oakland Parks and Recreation Department	100616 - HACIENDA PERALTA	SUBSIDY	115,900.00	-		115,900.00	115,900.00	115,900.00
Oakland Parks and Recreation Department	1000619 - ADMIN GRANT OPR	FOUNDATION	16,000.00	-		-	-	0.00
Oakland Parks and Recreation Department	1000623 - WEST OAKLAND	MENTORING FEE	-	25,000.00		-	-	25,000.00
Oakland Parks and Recreation Department	1000814 - OAKLAND ZOO	SUBSIDY	-	-		-	-	0.00
Oakland Parks and Recreation Department	1000815 - FAIRYLAND	SUBSIDY	-	-		-	-	0.00
Oakland Parks and Recreation Department	1001320 - ASIAN CULTURAL	CTR SBSDY	-	-		-	-	0.00
Oakland Parks and Recreation Department	1001388 - RAIDERS	SURCHARGE	-	7,353.62		-	-	7,353.62
Oakland Parks and Recreation Department	1001428 - CHABOR SPC&SCI	CTR SUBSIDY	-	-		-	-	0.00
Oakland Parks and Recreation Department	1001496 - OPR GRANTS-	SCHOLAR LOW INC YTH	-	-		-	-	0.00
Oakland Parks and Recreation Department	1005970 - LAKE MERRITT	HEALTH & SAFETY	114,558.38	1.13		-	-	1.13
Oakland Parks and Recreation Department	1006041 - City Council	Community Grants	70,000.00	-		-	-	0.00
Oakland Parks and Recreation Department	1006220 - WEST OAKLAND	YOUTH CTR	-	-		-	-	0.00
Oakland Parks and Recreation Department	1006294 - EOC OVERTIME	FUNDING	3,590.86	-		-	-	0.00
Oakland Parks and Recreation Department	1007236 - FRC USFS	RENTAL	-	-		-	-	0.00
Oakland Parks and Recreation Department	1010 - General Fund: General Purpose Total		320,049.24	439,110.24		115,900.00	115,900.00	555,010.24
Oakland Parks and Recreation Department	1030 - Measure HH (SSB)	1000012 - DP5000 Administrative Project	-	205,629.95		-	-	205,629.95
Oakland Parks and Recreation Department	1003817 - MSR HH-HEALTHY	KIDS PRGM	8,779.94	6,426.81		-	-	6,426.81
Oakland Parks and Recreation Department	1005154 - OUTDOOR	RECREATION	4,751.49	566.67		-	-	566.67
Oakland Parks and Recreation Department	1030 - Measure HH (SSBDT) Total		13,531.43	212,623.43		-	-	212,623.43
Oakland Parks and Recreation Department	1100 - Self Insurance Liab	1000012 - DP5000 Administrative Project	-	-		-	-	0.00
Oakland Parks and Recreation Department	1100 - Self Insurance Liability Total		-	-		-	-	0.00

DEPARTMENT NAME	Fund - Fund Desc	Proj - Proj Desc	Available P12-24	Approved Enc CF	Recommend Project CF - Phase 1	Recommended Project CF - Phase 2	Total Recommended Project CF	Total Approved (Encumb CF + Project CF)
Oakland Parks and Recreation Department	1780 - Kid's First Oakland	1003219 - OPR DISCOVERY FY1617	-	87.09	-	-	-	87.09
Oakland Parks and Recreation Department		1005268 - 1780 OPR Discovery FY1920	-	353.39	-	-	-	353.39
Oakland Parks and Recreation Department		1005269 - 1780 OPR SANDBOXES FY1920	141,038.51	-	141,038.51	-	141,038.51	141,038.51
Oakland Parks and Recreation Department		1006278 - 1780 OPR OFASS FY21-22	-	452.21	-	-	-	452.21
Oakland Parks and Recreation Department		1006535 - 1780 OPR SANDBOXES FY 2023	22,910.21	578.38	-	22,910.21	22,910.21	23,488.59
Oakland Parks and Recreation Department		1006536 - 1780 OPR Discovery FY1923	41,147.57	-	41,147.57	-	41,147.57	41,147.57
Oakland Parks and Recreation Department		1006537 - 1780 OPR OFASS FY22-23	37,500.00	-	37,500.00	-	37,500.00	37,500.00
Oakland Parks and Recreation Department		1007321 - 1780 OPR SANDBOXES FY 24	3,229.60	852.38	3,229.60	-	3,229.60	4,081.98
Oakland Parks and Recreation Department		1007322 - 1780 OPR Discovery FY24	18,563.15	198.44	18,563.15	-	18,563.15	18,761.59
Oakland Parks and Recreation Department		1007324 - 1780 OPR OFASS FY24	25,000.00	-	25,000.00	-	25,000.00	25,000.00
Oakland Parks and Recreation Department	1780 - Kid's First Oakland Children's Fund Total		289,389.04	2,521.89	266,478.83	22,910.21	289,389.04	291,910.93
Oakland Parks and Recreation Department	1820 - OPRCA Self Sustain	1000012 - DP5000 Administrative Project	-	191,003.61	-	-	-	191,003.61
Oakland Parks and Recreation Department		1003949 - INS RECOVERIES FACILITEIES SVC	23,600.00	-	-	-	-	0.00
Oakland Parks and Recreation Department	1820 - OPRCA Self Sustaining Revolving Fund Total		23,600.00	191,003.61				191,003.61
Oakland Parks and Recreation Department	2244 - Measure Q - Parks	1000012 - DP5000 Administrative Project	-	12.70	-	-	-	12.70
Oakland Parks and Recreation Department		1006039 - COURTLAND CREEK PK - FITNESS	125,000.00	-	-	125,000.00	125,000.00	125,000.00
Oakland Parks and Recreation Department	2244 - Measure Q - Parks & Recreation Preservation, Litter Reduction, and Homelessness Sup		125,000.00	12.70		125,000.00	125,000.00	125,012.70
Oakland Parks and Recreation Department	2996 - Parks and Recreati	1001604 - BOATING GRANTS 2010	50,541.00	-	50,541.00	-	50,541.00	50,541.00
Oakland Parks and Recreation Department		1006523 - OPR SMALL GRANTS	8,684.35	0.01	8,684.35	-	8,684.35	8,684.36
Oakland Parks and Recreation Department		1007107 - PERALTA HACIENDA WILDLIFE 004	-	-	-	-	-	0.00
Oakland Parks and Recreation Department	2996 - Parks and Recreation Grants 2001 Total		59,225.35	0.01	59,225.35		59,225.35	59,225.36
Oakland Parks and Recreation Department	3200 - Golf Course	1000012 - DP5000 Administrative Project	-	2,366.65	-	-	-	2,366.65
Oakland Parks and Recreation Department		1000624 - GOLF COURSE CAPITAL PROJECTS	82,913.49	10,585.57	82,913.49	-	82,913.49	93,499.06
Oakland Parks and Recreation Department		1003949 - INS RECOVERIES FACILITEIES SVC	-	-	-	-	-	0.00
Oakland Parks and Recreation Department		1007579 - LAKE CHABOT CLUBHOUSE REBUILD	2,510,707.67	-	2,510,707.67	-	2,510,707.67	2,510,707.67
Oakland Parks and Recreation Department	3200 - Golf Course Total		2,593,621.16	12,952.22	2,593,621.16		2,593,621.16	2,606,573.38
Oakland Parks and Recreation Department	4400 - City Facilities	1003949 - INS RECOVERIES FACILITEIES SVC	196,921.67	-	-	-	-	0.00
Oakland Parks and Recreation Department		1007579 - LAKE CHABOT CLUBHOUSE REBUILD	(710,845.33)	-	-	-	-	0.00
Oakland Parks and Recreation Department	4400 - City Facilities Total		(513,923.66)					0.00
Oakland Parks and Recreation Department	7760 - Grant Clearing	1000012 - DP5000 Administrative Project	-	-	-	-	-	0.00
Oakland Parks and Recreation Department		1001411 - PROJECT MGT CLEARING	-	-	-	-	-	0.00
Oakland Parks and Recreation Department	7760 - Grant Clearing Total							0.00
Oakland Parks and Recreation Department	7999 - Miscellaneous Tru	1000012 - DP5000 Administrative Project	-	-	-	-	-	0.00
Oakland Parks and Recreation Department		1000621 - MONTCLAIR TENNIS ASN TRUST	334,046.85	-	334,046.85	-	334,046.85	334,046.85
Oakland Parks and Recreation Department		1000812 - WOODMINSTER TRUST	1,107,936.00	-	1,107,936.00	-	1,107,936.00	1,107,936.00
Oakland Parks and Recreation Department		1000813 - DAVE STADIUM IMPROVEMENT FUND	63,944.15	-	63,944.15	-	63,944.15	63,944.15
Oakland Parks and Recreation Department		1004406 - ESTATE OF VERNEL SMITH TRUST	10,918.63	-	10,918.63	-	10,918.63	10,918.63
Oakland Parks and Recreation Department	7999 - Miscellaneous Trusts Total		1,516,845.63		1,516,845.63		1,516,845.63	1,516,845.63
Oakland Parks and Recreation Department Total			4,427,338.19	858,224.10	4,436,170.97	263,810.21	4,699,981.18	5,558,205.28
Oakland Public Library Department	1010 - General Fund: Ger	1000013 - DP610 Administrative Project	-	14.57	-	-	-	14.57
Oakland Public Library Department	1010 - General Fund: General Purpose Total			14.57				14.57
Oakland Public Library Department	1030 - Measure HH (SSB)	1003817 - MSR HH-HEALTHY KIDS PRGM	49,188.03	39,992.39	-	-	-	39,992.39
Oakland Public Library Department	1030 - Measure HH (SSBDT) Total		49,188.03	39,992.39				39,992.39
Oakland Public Library Department	2134 - California Parks an	1005329 - TYRONE CARNEY PARK RENOVATION	-	-	-	-	-	0.00
Oakland Public Library Department	2134 - California Parks and Recreation Total							0.00
Oakland Public Library Department	2148 - California Library S	1003440 - 3 BR RENO.WOAK, ASIAN, BROOKF.	2,104,852.82	-	2,104,852.82	-	2,104,852.82	2,104,852.82
Oakland Public Library Department		1004859 - MAIN LIBRARY RENO PHASE 2	-	-	-	-	-	0.00
Oakland Public Library Department		1005845 - AAMLO PRESERV & ENERGY UPDT	1,689,314.00	-	1,689,314.00	-	1,689,314.00	1,689,314.00
Oakland Public Library Department		1005856 - MELROSE LIBRARY UPGRADE	3,986,708.00	-	3,986,708.00	-	3,986,708.00	3,986,708.00
Oakland Public Library Department		1006368 - OPL CA STATE LIB BROADBAND2022	3,770.65	-	3,770.65	-	3,770.65	3,770.65
Oakland Public Library Department		1006435 - OPL CSL 2022-24 ART FOR ALL	-	-	-	-	-	0.00
Oakland Public Library Department		1007182 - EBOOKS FOR ALL, 2023-24	-	-	-	-	-	0.00
Oakland Public Library Department	2148 - California Library Services Total		7,784,645.47		7,784,645.47		7,784,645.47	7,784,645.47
Oakland Public Library Department	2241 - Measure Q-Library	1000013 - DP610 Administrative Project	-	694,815.27	-	-	-	694,815.27
Oakland Public Library Department		1006584 - LIB SAFETY & SECURITY ENHAN	624,667.17	663.77	-	624,667.17	624,667.17	625,330.94
Oakland Public Library Department	2241 - Measure Q-Library Services Retention & Enhancement Total		624,667.17	695,479.04		624,667.17	624,667.17	1,320,146.21
Oakland Public Library Department	2243 - Measure D - Parce	1000013 - DP610 Administrative Project	-	762,206.21	-	-	-	762,206.21
Oakland Public Library Department		1007413 - LIB OUTDOOR SUMMER PROG	100,000.00	-	-	100,000.00	100,000.00	100,000.00
Oakland Public Library Department	2243 - Measure D - Parcel Tax to Maintain, Protect & Improve Library Services Total		100,000.00	762,206.21		100,000.00	100,000.00	862,206.21
Oakland Public Library Department	5332 - Measure KK: Infr	1003440 - 3 BR RENO.WOAK, ASIAN, BROOKF.	(5,327.81)	-	-	-	-	0.00
Oakland Public Library Department		1004856 - HOOVER LIBRARY FEASIBILITY	-	-	-	-	-	0.00

DEPARTMENT NAME	Fund - Fund Desc	Proj - Proj Desc	Available P12-24	Approved Enc CF	Recommend Project CF - Phase 1	Recommended Project CF - Phase 2	Total Recommended Project CF	Total Approved (Encumb CF + Project CF)
Oakland Public Library Department	5332 - Measure KK: Infras	1004858 - MAIN LIBRARY - FEASIBILITY	(608.84)	-	(608.84)	-	(608.84)	(608.84)
Oakland Public Library Department		1004859 - MAIN LIBRARY RENO PHASE 2	-	-	-	-	-	0.00
Oakland Public Library Department	5332 - Measure KK: Infrastructure Series 2020B-1 (Tax Exempt) Total		(5,936.65)	-	(608.84)	-	(608.84)	(608.84)
Oakland Public Library Department	5335 - Measure KK: Infras	1003451 - MAIN LIBRARY IMPROVEMENTS	(2,102.68)	-	(2,102.68)	-	(2,102.68)	(2,102.68)
Oakland Public Library Department		1004856 - HOOVER LIBRARY FEASIBILITY	(710.34)	-	(710.34)	-	(710.34)	(710.34)
Oakland Public Library Department		1004859 - MAIN LIBRARY RENO PHASE 2	(4,323.31)	-	(4,323.31)	-	(4,323.31)	(4,323.31)
Oakland Public Library Department	5335 - Measure KK: Infrastructure Series 2022C-1 (Tax Exempt) Total		(7,136.33)	-	(7,136.33)	-	(7,136.33)	(7,136.33)
Oakland Public Library Department	7540 - Oakland Public Lib	1000496 - KENNETH RAININ-LIBRARY	(0.01)	0.01	-	-	-	0.01
Oakland Public Library Department		1001485 - OPLA GIFT FUND-P019	303,557.10	346.59	303,557.10	-	303,557.10	303,903.69
Oakland Public Library Department		1003308 - OPL MULTI PURPOSE PRIORITIES	597,193.83	-	597,193.83	-	597,193.83	597,193.83
Oakland Public Library Department		1003366 - OPL CHILDRENS SERVICES PROG	59,300.47	652.44	59,300.47	-	59,300.47	59,952.91
Oakland Public Library Department		1005141 - OPL STAFF FOOD AND REFRESHMENT	507.94	-	507.94	-	507.94	507.94
Oakland Public Library Department		1006168 - OPL AAML0 CULTURAL HERITAGE	-	33,400.00	-	-	-	33,400.00
Oakland Public Library Department		1006340 - THE STORY BUS	4,875.00	0.01	4,875.00	-	4,875.00	4,875.01
Oakland Public Library Department	7540 - Oakland Public Library Trust Total		965,434.33	34,399.05	965,434.34	-	965,434.34	999,833.39
Oakland Public Library Department Total			9,510,862.02	1,532,091.26	8,742,334.64	724,667.17	9,467,001.81	10,999,093.07

DEPARTMENT NAME	Fund - Fund Desc	Proj - Proj Desc	Available P12-24	Approved Enc CF	Recommend Project CF - Phase 1	Recommended Project CF - Phase 2	Total Recommended Project CF	Total Approved (Encumb CF + Project CF)
Oakland Public Works Department	1010 - General Fund: Ger	1000010 - DP300 Administrative Project	-	4,599.84	-	-	-	4,599.84
Oakland Public Works Department		1003625 - MOSSWOOD REBUILD	14,162.38	-	14,162.38	-	14,162.38	14,162.38
Oakland Public Works Department		1004222 - P1000834 MUSEUM MINOR CIP	302,893.35	-	-	-	-	0.00
Oakland Public Works Department		1004234 - DEFERRED MAINTENANCE FUND	-	458,155.70	-	-	-	458,155.70
Oakland Public Works Department		1004770 - MAXWELL PARK TOT LOT	1,027.67	-	-	-	-	0.00
Oakland Public Works Department		1004792 - CAL FIRE GRANT-TREE INV & PLAN	-	-	-	-	-	0.00
Oakland Public Works Department		1004979 - PUBLIC TOILETS	-	-	-	-	-	0.00
Oakland Public Works Department		1005343 - MEASURE Q - ENHANCED SERVICES	-	-	-	-	-	0.00
Oakland Public Works Department		1005873 - EBMUD CUSTOMER ASST PROGRAM	-	-	-	-	-	0.00
Oakland Public Works Department		1005963 - HOMELESS ENCAMPMENT CLEANUP	10,728.80	739,752.79	-	10,728.80	10,728.80	750,481.59
Oakland Public Works Department		1005964 - ILLEGAL DUMPING SURVEILLANCE	-	106,021.92	-	-	-	106,021.92
Oakland Public Works Department		1005965 - COVID WORKPLACE SAFETY - CITY	188,146.14	-	-	-	-	0.00
Oakland Public Works Department		1005970 - LAKE MERRITT HEALTH & SAFETY	35,261.59	-	-	-	-	0.00
Oakland Public Works Department		1006041 - City Council Community Grants	-	-	-	-	-	0.00
Oakland Public Works Department		1006062 - HOMELESS ENCAMP CLEANING	7,993.97	78,768.12	-	7,993.97	7,993.97	86,762.09
Oakland Public Works Department		1006075 - EE & BEAUTIFICATION RESOURCE	4,947.06	22,304.41	-	-	-	22,304.41
Oakland Public Works Department		1006462 - WILMA CHAN PARK IMPROVEMENTS	5,309.69	17,952.86	-	-	-	17,952.86
Oakland Public Works Department		1006522 - Lake Merritt Operation Project	3,265.54	40,349.63	-	-	-	40,349.63
Oakland Public Works Department		1006982 - WINTER STORM - TEMP	-	223,982.90	-	-	-	223,982.90
Oakland Public Works Department		1007009 - FEMA 4683 OAKLAND ZOO ENTRANCE	-	-	-	-	-	0.00
Oakland Public Works Department		1007019 - FEMA 4683 CAT A TREE REMOVAL	-	-	-	-	-	0.00
Oakland Public Works Department		1007020 - FEMA 4683 7698 SURREY LANE	-	-	-	-	-	0.00
Oakland Public Works Department		1007021 - FEMA 4683 STORM DRAINS	1.00	-	-	-	-	0.00
Oakland Public Works Department		1007023 - FEMA 4683 LION CREEK	1.00	-	-	-	-	0.00
Oakland Public Works Department		1007024 - FEMA 4683 15 MALL CT	1.00	-	-	-	-	0.00
Oakland Public Works Department		1007025 - FEMA 4683, 4501-4601 HARBORD	-	12,491.32	-	-	-	12,491.32
Oakland Public Works Department		1007026 - FEMA 4683 185 MARLOW DR	1.00	-	-	-	-	0.00
Oakland Public Works Department		1007045 - FEMA EMRGNCY CAT B-CITYWD	-	-	-	-	-	0.00
Oakland Public Works Department		1007046 - FEMA 4683 GOLF LINKS RD	-	-	-	-	-	0.00
Oakland Public Works Department		1007167 - FEMA 4699 2829 99TH AVE STRM	-	42,500.00	-	-	-	42,500.00
Oakland Public Works Department		1007208 - FEMA 4683 JQUIN MLLR CLVRT RPR	-	-	-	-	-	0.00
Oakland Public Works Department		1007213 - FEMA 4699- 242/248 GRAVATT DR	-	-	-	-	-	0.00
Oakland Public Works Department		1007233 - FEMA 4683 4100 REDWOOD RD	-	-	-	-	-	0.00
Oakland Public Works Department		1007281 - FEMA 4683 312 CATRON DRN REPR	-	-	-	-	-	0.00
Oakland Public Works Department		1007282 - FEMA 4683 BAY FOREST DR	-	-	-	-	-	0.00
Oakland Public Works Department		1007338 - Improving 911 Emergency Serv	40,315.00	-	-	-	-	0.00
Oakland Public Works Department	1010 - General Fund: General Purpose Total		614,055.19	1,746,879.49	14,162.38	18,722.77	32,885.15	1,779,764.64
Oakland Public Works Department	1030 - Measure HH (SSB)	1004768 - ALLENDALE PARK TOT LOT	21,302.48	-	21,302.48	-	21,302.48	21,302.48
Oakland Public Works Department		1005316 - PARK FITNESS COURTS	3,918.22	-	3,918.22	-	3,918.22	3,918.22
Oakland Public Works Department	1030 - Measure HH (SSBDT) Total		25,220.70	-	25,220.70	-	25,220.70	25,220.70
Oakland Public Works Department	1100 - Self Insurance Liab	1000010 - DP300 Administrative Project	-	-	-	-	-	0.00
Oakland Public Works Department		1000021 - DP900 Administrative Project	-	-	-	-	-	0.00
Oakland Public Works Department	1100 - Self Insurance Liability Total		-	-	-	-	-	0.00
Oakland Public Works Department	1150 - Worker's Compens	1000010 - DP300 Administrative Project	-	-	-	-	-	0.00
Oakland Public Works Department	1150 - Worker's Compensation Insurance Claims Total		-	-	-	-	-	0.00
Oakland Public Works Department	1710 - Recycling Program	1000010 - DP300 Administrative Project	-	117,178.72	-	-	-	117,178.72
Oakland Public Works Department		1000985 - RECYCLING-MEASURE D	586,508.83	-	-	-	-	0.00
Oakland Public Works Department		1001514 - CLEAN LAKE CONTRACT	-	-	-	-	-	0.00
Oakland Public Works Department		1001567 - TRANSITION CONTRACT	-	0.02	-	-	-	0.02
Oakland Public Works Department		1001673 - NON-RESIDENTIAL RECYCLING	169,051.10	79,549.59	-	169,051.10	169,051.10	248,600.69
Oakland Public Works Department		1001685 - YOUTH WE MEAN CLEAN PROGRAM	80,772.39	-	-	-	-	0.00
Oakland Public Works Department	1710 - Recycling Program Total		836,332.32	196,728.33	-	169,051.10	169,051.10	365,779.43
Oakland Public Works Department	1720 - Comprehensive Cl	1000010 - DP300 Administrative Project	-	356,634.42	-	-	-	356,634.42
Oakland Public Works Department		1005783 - BULKY BLOCK PARTY	57,272.25	0.01	-	-	-	0.01
Oakland Public Works Department	1720 - Comprehensive Clean-up Total		57,272.25	356,634.43	-	-	-	356,634.43
Oakland Public Works Department	2063 - FEMA Declaration:	1003766 - FEMA 4301 - ELVERTON LANDS	5,238.08	-	5,238.08	-	5,238.08	5,238.08
Oakland Public Works Department		1003772 - FEMA 4301 6391 LONGCROFT DRIVE	-	-	-	-	-	0.00
Oakland Public Works Department	2063 - FEMA Declarations Total		5,238.08	-	5,238.08	-	5,238.08	5,238.08
Oakland Public Works Department	2108 - HUD-CDBG	1004877 - DEFREMERY POOL IMPROV - CDBG	1,308.85	-	1,308.85	-	1,308.85	1,308.85
Oakland Public Works Department		1004878 - CARMEN FLORES REC CTR - CDBG	2,216.11	-	2,216.11	-	2,216.11	2,216.11
Oakland Public Works Department		1004919 - FRANKLIN REC CTR - CDBG	3,045.68	-	3,045.68	-	3,045.68	3,045.68

DEPARTMENT NAME	Fund - Fund Desc	Proj - Proj Desc	Available P12-24	Approved Enc CF	Recommend Project CF - Phase 1	Recommended Project CF - Phase 2	Total Recommended Project CF	Total Approved (Encumb CF + Project CF)
Oakland Public Works Department	2108 - HUD-CDBG	1004921 - SPLASH PAD - CDBG	5,806.95	-	5,806.95	-	5,806.95	5,806.95
Oakland Public Works Department		1005471 - Drivers Plaza	14.70	-	14.70	-	14.70	14.70
Oakland Public Works Department		1005725 - CDBG GRNT-COOP FOOD HUB PILOT	25.30	-	25.30	-	25.30	25.30
Oakland Public Works Department	2108 - HUD-CDBG Total		12,417.59	-	12,417.59	-	12,417.59	12,417.59
Oakland Public Works Department	2116 - Department of Transportation	1000820 - BR RETROFIT-LEIMERT	6,032.06	-	6,032.06	-	6,032.06	6,032.06
Oakland Public Works Department		1000977 - SEC 130 RR XING-105TH AVE	-	-	-	-	-	0.00
Oakland Public Works Department		1001298 - EMBARCADERO BRIDGE REPLACEMNT	8,344.52	-	8,344.52	-	8,344.52	8,344.52
Oakland Public Works Department		1001436 - SEC 130 RR XING-85TH AVE	311.43	-	311.43	-	311.43	311.43
Oakland Public Works Department		1001681 - 23RD AVE BRIDGE RETROFIT	71,860.18	-	71,860.18	-	71,860.18	71,860.18
Oakland Public Works Department		1003211 - 19TH ST BART TO LAKE MERRITT	-	-	-	-	-	0.00
Oakland Public Works Department		1003233 - ATP CYCLE 2 TELEGRAPH-GRANT	-	-	-	-	-	0.00
Oakland Public Works Department		1003959 - 14TH ST STREETScape	445,963.20	-	445,963.20	-	445,963.20	445,963.20
Oakland Public Works Department		1004012 - HSIP 8 BANCROFT AVE (147)	-	-	-	-	-	0.00
Oakland Public Works Department		1004013 - HSIP 8 OAKLAND HILLS (148)	9,003.36	-	9,003.36	-	9,003.36	9,003.36
Oakland Public Works Department		1004014 - HSIP 8 FRUITVALE AVE (149)	-	-	-	-	-	0.00
Oakland Public Works Department		1004017 - HSIP 8 HIGH ST (152)	-	-	-	-	-	0.00
Oakland Public Works Department		1004947 - OAKLAND LSR PAVING PROGRAM	11,067.03	-	11,067.03	-	11,067.03	11,067.03
Oakland Public Works Department	2116 - Department of Transportation Total		552,581.78	-	552,581.78	-	552,581.78	552,581.78
Oakland Public Works Department	2125 - Environmental Protection Agency	1005340 - COURTLAND CREEK RESTORATION	-	-	-	-	-	0.00
Oakland Public Works Department	2125 - Environmental Protection Agency Total		-	-	-	-	-	0.00
Oakland Public Works Department	2129 - Trade Corridor Improvement Fund (TCIF) State Grant	1001336 - TCIF OHIT 2129-C470010	-	-	-	-	-	0.00
Oakland Public Works Department	2129 - Trade Corridor Improvement Fund (TCIF) State Grant Total		-	-	-	-	-	0.00
Oakland Public Works Department	2134 - California Parks and Recreation	1004857 - LINCOLN REC CTR RENO	-	-	-	-	-	0.00
Oakland Public Works Department		1005329 - TYRONE CARNEY PARK RENOVATION	150,820.49	-	150,820.49	-	150,820.49	150,820.49
Oakland Public Works Department		1005330 - SOBRANTE PARK RENOVATION	135,213.31	-	135,213.31	-	135,213.31	135,213.31
Oakland Public Works Department		1006223 - 85th Ave. Mini Park Repairs	-	-	-	-	-	0.00
Oakland Public Works Department	2134 - California Parks and Recreation Total		286,033.80	-	286,033.80	-	286,033.80	286,033.80
Oakland Public Works Department	2139 - California Department of Conservation	1001006 - CITY COUNTY PYMNT PROG	-	-	-	-	-	0.00
Oakland Public Works Department		1001562 - CITY-CNTY PYMNT PRGRM FY15-16	304,844.92	4,570.96	304,844.92	-	304,844.92	309,415.88
Oakland Public Works Department		1001587 - CITY-CNTY PYMNT PRGRM FY13-14	118.30	-	118.30	-	118.30	118.30
Oakland Public Works Department		1001593 - CITY-CNTY PYMNT PRGRM FY12-13	95.26	21.29	95.26	-	95.26	116.55
Oakland Public Works Department		1001665 - CITY-CNTY PYMNT PRGRM FY14-15	50,933.22	-	50,933.22	-	50,933.22	50,933.22
Oakland Public Works Department		1005274 - STORM DRAINAGE MASTER PLAN	100,000.00	-	100,000.00	-	100,000.00	100,000.00
Oakland Public Works Department		1005739 - TCC GRANT	-	-	-	-	-	0.00
Oakland Public Works Department		1005782 - MLK LIBRARY BIKE WORKSHOP	-	-	-	-	-	0.00
Oakland Public Works Department		1005806 - TCC Community Greening	317,867.47	-	317,867.47	-	317,867.47	317,867.47
Oakland Public Works Department	2139 - California Department of Conservation Total		773,859.17	4,592.25	773,859.17	-	773,859.17	778,451.42
Oakland Public Works Department	2140 - California Department of Transportation	1000724 - FRUITVALE ALV GAP CLOSUR STSCP	15,283.63	-	15,283.63	-	15,283.63	15,283.63
Oakland Public Works Department		1000844 - INTL BLVD STREET IMPVT	773.24	-	773.24	-	773.24	773.24
Oakland Public Works Department		1005340 - COURTLAND CREEK RESTORATION	190,000.00	-	190,000.00	-	190,000.00	190,000.00
Oakland Public Works Department		1006066 - MANDELA TRASH CAPTURE INSTALL	(83,928.92)	12,970.00	(83,928.92)	-	(83,928.92)	(70,958.92)
Oakland Public Works Department		1006466 - CARY AVE TRASH CAPTURE	(34,586.34)	-	(34,586.34)	-	(34,586.34)	(34,586.34)
Oakland Public Works Department		1006595 - MINI PARKS BEAUTIFICATION	633,671.40	-	633,671.40	-	633,671.40	633,671.40
Oakland Public Works Department		1006798 - CLEAN CA MAINTENANCE AGREEMENT	(39,600.00)	96,395.33	(39,600.00)	-	(39,600.00)	56,795.33
Oakland Public Works Department	2140 - California Department of Transportation Total		681,613.01	109,365.33	681,613.01	-	681,613.01	790,978.34
Oakland Public Works Department	2144 - California Housing and Community Development	1000220 - PRP 1-C INFRT INF 2144-C464510	5,607.00	93.00	5,607.00	-	5,607.00	5,700.00
Oakland Public Works Department		1001052 - PRP 1-C INFRT INF 2144-C464530	8,027.95	-	8,027.95	-	8,027.95	8,027.95
Oakland Public Works Department		1001075 - PRP 1-C INFRT INF 2144-C464560	(1,868.14)	-	(1,868.14)	-	(1,868.14)	(1,868.14)
Oakland Public Works Department	2144 - California Housing and Community Development Total		11,766.81	93.00	11,766.81	-	11,766.81	11,859.81
Oakland Public Works Department	2146 - California State Emergency Services	1003760 - FEMA 4308 - CW SEWER & SIDEWA	-	-	-	-	-	0.00
Oakland Public Works Department	2146 - California State Emergency Services Total		-	-	-	-	-	0.00

DEPARTMENT NAME	Fund - Fund Desc	Proj - Proj Desc	Available P12-24	Approved Enc CF	Recommend Project CF - Phase 1	Recommended Project CF - Phase 2	Total Recommended Project CF	Total Approved (Encumb CF + Project CF)
Oakland Public Works Department	2148 - California Library S	1003440 - 3 BR RENO.WOAK, ASIAN, BROOKF.	-	-	-	-	-	0.00
Oakland Public Works Department		1004859 - MAIN LIBRARY RENO PHASE 2	-	-	-	-	-	0.00
Oakland Public Works Department		2148 - California Library Services Total	-	-	-	-	-	0.00
Oakland Public Works Department	2154 - California Integrat	1001040 - OPP6 USED OIL RECYLING	72,139.93	670.91	72,139.93	-	72,139.93	72,810.84
Oakland Public Works Department		1006539 - CALRECYCLE LAGP FY22-23	1,283,756.48	1,608.11	1,283,756.48	-	1,283,756.48	1,285,364.59
Oakland Public Works Department		2154 - California Integrated Waste Management Board Total	1,355,896.41	2,279.02	1,355,896.41	-	1,355,896.41	1,358,175.43
Oakland Public Works Department	2159 - State of California	1000646 - PERALTA HACIENDA HSTRCL PK-P 4	-	-	-	-	-	0.00
Oakland Public Works Department		1000839 - SAUSAL EROSION CONTROL PROJECT	-	-	-	-	-	0.00
Oakland Public Works Department		1000858 - WATERFRONT TRAILS-ESTUARY PARK	(3,098.63)	-	(3,098.63)	-	(3,098.63)	(3,098.63)
Oakland Public Works Department		1004792 - CAL FIRE GRANT-TREE INV & PLAN	40,694.52	2,220.03	40,694.52	-	40,694.52	42,914.55
Oakland Public Works Department		1005340 - COURTLAND CREEK RESTORATION	7,922.45	-	7,922.45	-	7,922.45	7,922.45
Oakland Public Works Department		1005783 - BULKY BLOCK PARTY	-	-	-	-	-	0.00
Oakland Public Works Department		1006068 - AHSC INTERNA'L PED LIGHTNG-STI	80,131.35	-	80,131.35	-	80,131.35	80,131.35
Oakland Public Works Department		1006311 - SKYLINE BLVD. EVACUATION ROUTE	-	-	-	-	-	0.00
Oakland Public Works Department		1006312 - REMOVAL DEAD & HAZARDOUS TREES	-	-	-	-	-	0.00
Oakland Public Works Department		1006540 - YOUTH WORKFORCE DEV PROG	210,637.42	-	210,637.42	-	210,637.42	210,637.42
Oakland Public Works Department		1006953 - BROADWAY STREETSCEPE IMPRVMT	-	-	-	-	-	0.00
Oakland Public Works Department		1006954 - MARTN LTHR KING STRTSCPE IMPRV	-	-	-	-	-	0.00
Oakland Public Works Department		2159 - State of California Other Total	336,287.11	2,220.03	336,287.11	-	336,287.11	338,507.14
Oakland Public Works Department	2162 - Metro Transportat	1000708 - BICYCLIST SAFE STRM DRN INLET	312.46	-	312.46	-	312.46	312.46
Oakland Public Works Department		1000836 - ALVARADO STAIRS-PATHS REHAB	12,200.74	-	12,200.74	-	12,200.74	12,200.74
Oakland Public Works Department		1005720 - E. 20TH STAIR PATH REHAB	-	-	-	-	-	0.00
Oakland Public Works Department		2162 - Metro Transportation Com: TDA Total	12,513.20	-	12,513.20	-	12,513.20	12,513.20
Oakland Public Works Department	2175 - Alameda County: S	1001558 - PRCRMNT OF RECYCLED PRODUCTS	112,285.48	12.38	112,285.48	-	112,285.48	112,297.86
Oakland Public Works Department		1001651 - ACRB NON RES WSTE AUTH GRNT	242,274.98	1,313.64	242,274.98	-	242,274.98	243,588.62
Oakland Public Works Department		1001673 - NON-RESIDENTIAL RECYCLING	-	220.72	-	-	-	220.72
Oakland Public Works Department		2175 - Alameda County: Source Reduction & Recycling Total	354,560.46	1,546.74	354,560.46	-	354,560.46	356,107.20
Oakland Public Works Department	2211 - Measure B: Local S	1000010 - DP300 Administrative Project	-	-	-	-	-	0.00
Oakland Public Works Department		1000638 - NEIGHBORHOOD TFC SAFETY PROG	-	-	-	-	-	0.00
Oakland Public Works Department		1001380 - CITYWIDE EMERG RDWY REPAIR	-	-	-	-	-	0.00
Oakland Public Works Department		1003204 - HSIP 7 GRANT-MARKET SAN PABLO	-	-	-	-	-	0.00
Oakland Public Works Department		1003349 - LS&R NEIGHBRHD TRAFFIC CALMING	-	-	-	-	-	0.00
Oakland Public Works Department		1003469 - DP350 Administrative Project	-	-	-	-	-	0.00
Oakland Public Works Department		1003760 - FEMA 4308 - CW SEWER & SIDEWA	-	-	-	-	-	0.00
Oakland Public Works Department		1004016 - HSIP 8 DOWNTOWN (151)	-	-	-	-	-	0.00
Oakland Public Works Department		1004387 - CROSSING TO SAFETY 5012(156)	-	-	-	-	-	0.00
Oakland Public Works Department		1004700 - HSIP CYCLE 9	-	-	-	-	-	0.00
Oakland Public Works Department		1005104 - LS&R EMERG.ROADWY-3 SITES	-	-	-	-	-	0.00
Oakland Public Works Department		2211 - Measure B: Local Streets & Roads Total	-	-	-	-	-	0.00
Oakland Public Works Department	2212 - Measure B: Bicycle	1000707 - B&P BICYCLE PLAN IMPLEMENTATIO	-	-	-	-	-	0.00
Oakland Public Works Department		2212 - Measure B: Bicycle/Pedestrian Pass-Thru Funds Total	-	-	-	-	-	0.00
Oakland Public Works Department	2214 - ACTC Reimbursabl	1001409 - LATHAM SQUARE PLAZA IMPROV	-	-	-	-	-	0.00
Oakland Public Works Department		1003978 - 27TH ST COMPLETE STREETS	2,855.05	-	-	-	-	0.00
Oakland Public Works Department		1004690 - GOPORT ACTC GRANT	-	-	-	-	-	0.00
Oakland Public Works Department		2214 - ACTC Reimbursable Grants Total	2,855.05	-	-	-	-	0.00
Oakland Public Works Department	2215 - Measure F - Vehicl	1000010 - DP300 Administrative Project	-	0.01	-	-	-	0.01
Oakland Public Works Department		2215 - Measure F - Vehicle Registration Fee Total	-	0.01	-	-	-	0.01
Oakland Public Works Department	2216 - Measure BB - Alam	1000679 - LS&R TRFFC SIGMGMT-MEASURE BB	(13,854.09)	-	(13,854.09)	-	(13,854.09)	(13,854.09)
Oakland Public Works Department		2216 - Measure BB - Alameda County Transportation Commission Sales Tax Total	(13,854.09)	-	(13,854.09)	-	(13,854.09)	(13,854.09)
Oakland Public Works Department	2218 - Measure BB - Loca	1000010 - DP300 Administrative Project	-	130,402.82	-	-	-	130,402.82
Oakland Public Works Department		1000638 - NEIGHBORHOOD TFC SAFETY PROG	-	-	-	-	-	0.00
Oakland Public Works Department		1000680 - TRAFFIC SIGNAL MANAGEMENT	545.29	-	545.29	-	545.29	545.29
Oakland Public Works Department		1000724 - FRUITVALE ALV GAP CLOSUR STSCP	1.00	-	1.00	-	1.00	1.00
Oakland Public Works Department		1000819 - LS&R BRIDGE MAINT PRGM	6,156.72	-	-	-	-	0.00
Oakland Public Works Department		1000820 - BR RETROFIT-LEIMERT	-	-	-	-	-	0.00
Oakland Public Works Department		1001380 - CITYWIDE EMERG RDWY REPAIR	-	-	-	-	-	0.00
Oakland Public Works Department		1003190 - LS&R ON-CALLEMRGNCYRPR-EL NINO	(0.36)	-	(0.36)	-	(0.36)	(0.36)
Oakland Public Works Department		1003204 - HSIP 7 GRANT-MARKET SAN PABLO	-	-	-	-	-	0.00
Oakland Public Works Department		1003349 - LS&R NEIGHBRHD TRAFFIC CALMING	-	-	-	-	-	0.00
Oakland Public Works Department		1003469 - DP350 Administrative Project	-	-	-	-	-	0.00
Oakland Public Works Department		1003757 - FEMA 4301 - CW TREE REMOVAL	5.72	-	-	-	-	0.00

DEPARTMENT NAME	Fund - Fund Desc	Proj - Proj Desc	Available P12-24	Approved Enc CF	Recommend Project CF - Phase 1	Recommended Project CF - Phase 2	Total Recommended Project CF	Total Approved (Encumb CF + Project CF)
Oakland Public Works Department	2218 - Measure BB - Local	1003978 - 27TH ST COMPLETE STREETS	-	-	-	-	-	0.00
Oakland Public Works Department		1004013 - HSIP 8 OAKLAND HILLS (148)	(9,003.36)	-	(9,003.36)	-	(9,003.36)	(9,003.36)
Oakland Public Works Department		1004016 - HSIP 8 DOWNTOWN (151)	-	-	-	-	-	0.00
Oakland Public Works Department		1004387 - CROSSING TO SAFETY 5012(156)	-	-	-	-	-	0.00
Oakland Public Works Department		1004700 - HSIP CYCLE 9	-	-	-	-	-	0.00
Oakland Public Works Department		1005104 - LS&R EMERG.ROADWY-3 SITES	-	-	-	-	-	0.00
Oakland Public Works Department		1005416 - P1000679 LS&R TRFFC SGNL MGT	0.02	-	-	-	-	0.00
Oakland Public Works Department		1006103 - CW PVMNT REHAB 2021A	-	-	-	-	-	0.00
Oakland Public Works Department	2218 - Measure BB - Local Streets and Roads Total		(2,294.97)	130,402.82	(8,457.43)	-	(8,457.43)	121,945.39
Oakland Public Works Department	2219 - Measure BB - Bike	1000707 - B&P BICYCLE PLAN IMPLEMENTATIO	-	-	-	-	-	0.00
Oakland Public Works Department		1000974 - PERALTA ST. STREETSCAPE B&P LS&R	-	-	-	-	-	0.00
Oakland Public Works Department		1006177 - TDA LS&R STAIR-PATH REHAB	67,314.24	-	-	67,314.24	67,314.24	67,314.24
Oakland Public Works Department	2219 - Measure BB - Bike and Pedestrian Total		67,314.24	-	-	67,314.24	67,314.24	67,314.24
Oakland Public Works Department	2230 - State Gas Tax	1000010 - DP300 Administrative Project	-	2,910.48	-	-	-	2,910.48
Oakland Public Works Department	2230 - State Gas Tax Total		-	2,910.48	-	-	-	2,910.48
Oakland Public Works Department	2232 - Gas Tax RMRA	1005983 - High Priority Traffic Calming	1,348.13	-	-	-	-	0.00
Oakland Public Works Department	2232 - Gas Tax RMRA Total		1,348.13	-	-	-	-	0.00
Oakland Public Works Department	2241 - Measure Q-Library	1000010 - DP300 Administrative Project	-	-	-	-	-	0.00
Oakland Public Works Department	2241 - Measure Q-Library Services Retention & Enhancement Total		-	-	-	-	-	0.00
Oakland Public Works Department	2243 - Measure D - Parcel	1000010 - DP300 Administrative Project	-	-	-	-	-	0.00
Oakland Public Works Department	2243 - Measure D - Parcel Tax to Maintain, Protect & Improve Library Services Total		-	-	-	-	-	0.00
Oakland Public Works Department	2244 - Measure Q - Parks	1000010 - DP300 Administrative Project	-	237,642.72	-	-	-	237,642.72
Oakland Public Works Department		1000983 - LAKE MERRITT MNTNNC	475,394.26	-	-	-	-	0.00
Oakland Public Works Department		1004120 - PW ENCAMPMENT ABATEMENT2	4,729.02	695,892.45	-	-	-	695,892.45
Oakland Public Works Department		1004880 - SAN ANTONIO PARK IMPROV - CDBG	144,168.01	21,704.39	-	144,168.01	144,168.01	165,872.40
Oakland Public Works Department		1005274 - STORM DRAINAGE MASTER PLAN	163,329.00	15,357.10	-	163,329.00	163,329.00	178,686.10
Oakland Public Works Department		1005343 - MEASURE Q - ENHANCED SERVICES	2,803,547.82	1,274,411.92	-	-	-	1,274,411.92
Oakland Public Works Department		1005979 - UNION POINT PK RESTORATION	68,818.35	13,228.18	68,818.35	-	68,818.35	82,046.53
Oakland Public Works Department		1006031 - ARROYO VIEJO PARK RENOVATION	3,956.14	45,639.31	-	3,956.14	3,956.14	49,595.45
Oakland Public Works Department		1006032 - CALDECOTT PARK - WATER RESTORE	(12,517.50)	199,327.93	-	(12,517.50)	(12,517.50)	186,810.43
Oakland Public Works Department		1006033 - COURTLAND CREEK PARK RENO	250,000.00	-	-	250,000.00	250,000.00	250,000.00
Oakland Public Works Department		1006034 - RESTROOMS RENOVATION	861,884.11	16,361.99	-	861,884.11	861,884.11	878,246.10
Oakland Public Works Department		1006039 - COURTLAND CREEK PK - FITNESS	50,000.00	75,000.00	-	50,000.00	50,000.00	125,000.00
Oakland Public Works Department		1007058 - GNRL SMALL TRASH CPTR	-	-	-	-	-	0.00
Oakland Public Works Department		1007126 - ALLENDALE COURTS & RESTROOM	105,180.33	-	-	105,180.33	105,180.33	105,180.33
Oakland Public Works Department		1007127 - MAXWELL PRK - LEAD ABTMNT	25,919.63	-	-	25,919.63	25,919.63	25,919.63
Oakland Public Works Department		1007128 - CLINTON PARK IMPRVMT	35,327.00	379,471.00	-	35,327.00	35,327.00	414,798.00
Oakland Public Works Department		1007129 - DEFREMERY PARK IMPRVMT	151,753.47	28,044.53	-	151,753.47	151,753.47	179,798.00
Oakland Public Works Department		1007130 - JOSIE DE LA CRUZ PARK IMP	151,872.83	15,337.97	-	151,872.83	151,872.83	167,210.80
Oakland Public Works Department		1007446 - OPW GRANT WRITING	50,000.00	-	-	-	-	0.00
Oakland Public Works Department	2244 - Measure Q - Parks & Recreation Preservation, Litter Reduction, and Homelessness Sup		5,333,362.47	3,017,419.49	68,818.35	1,930,873.02	1,999,691.37	5,017,110.86
Oakland Public Works Department	2260 - Measure WW: Eas	1000637 - LINCOLN SQU PARK-ACTIVITY DECK	273.62	-	273.62	-	273.62	273.62
Oakland Public Works Department		1000727 - GOLDEN GATE REC CTR-NEW	1,707.24	-	1,707.24	-	1,707.24	1,707.24
Oakland Public Works Department		1000854 - RAINBOW REC CENTER EXPANSION	40.31	-	40.31	-	40.31	40.31
Oakland Public Works Department		1001412 - CALDECOTT TRAIL	49,543.14	-	49,543.14	-	49,543.14	49,543.14
Oakland Public Works Department	2260 - Measure WW: East Bay Regional Parks District Local Grant Total		51,564.31	-	51,564.31	-	51,564.31	51,564.31
Oakland Public Works Department	2270 - Vacant Property Tax	1000010 - DP300 Administrative Project	-	344,668.76	-	-	-	344,668.76
Oakland Public Works Department		1005783 - BULKY BLOCK PARTY	-	-	-	-	-	0.00
Oakland Public Works Department		1006062 - HOMELESS ENCAMP CLEANING	53,953.89	127,491.65	-	53,953.89	53,953.89	181,445.54
Oakland Public Works Department	2270 - Vacant Property Tax Act Fund Total		53,953.89	472,160.41	-	53,953.89	53,953.89	526,114.30

DEPARTMENT NAME	Fund - Fund Desc	Proj - Proj Desc	Available P12-24	Approved Enc CF	Recommend Project CF - Phase 1	Recommended Project CF - Phase 2	Total Recommended Project CF	Total Approved (Encumb CF + Project CF)
Oakland Public Works Department	2310 - Lighting and Lands	1000010 - DP300 Administrative Project	-	176,968.45		-	-	176,968.45
Oakland Public Works Department		1000983 - LAKE MERRITT MNTNNC	8,358.92	20,591.41		-	-	20,591.41
Oakland Public Works Department		1003399 - MANDELA PKY LANDSCAPE MAINT.	55,468.81	15,588.77		-	-	15,588.77
Oakland Public Works Department	2310 - Lighting and Landscape Assessment District Total		63,827.73	213,148.63		-	-	213,148.63
Oakland Public Works Department	2331 - Wood Street Com	1004285 - WOOD STREET CFD	88,442.34	-		88,442.34	88,442.34	88,442.34
Oakland Public Works Department	2331 - Wood Street Community Facilities District Total		88,442.34	-		88,442.34	88,442.34	88,442.34
Oakland Public Works Department	2332 - Gateway Industria	1004284 - OAB CFD NO. 2015-1 GATEWAY	444,390.91	152,147.55		444,390.91	444,390.91	596,538.46
Oakland Public Works Department		1004911 - OAB CFD 2015-1 CAP RES	902,274.00	-		406,755.00	406,755.00	406,755.00
Oakland Public Works Department	2332 - Gateway Industrial Park Total		1,346,664.91	152,147.55		851,145.91	851,145.91	1,003,293.46
Oakland Public Works Department	2333 - Brooklyn Basin Put	1005167 - CFD 2017-1 BROOKLYN BASIN-SVC	775,409.87	14,721.25		431,639.00	431,639.00	446,360.25
Oakland Public Works Department		1005168 - CFD 2017-1 BROOKLYN BASIN-CAP	141,486.00	-		70,743.00	70,743.00	70,743.00
Oakland Public Works Department	2333 - Brooklyn Basin Public Services Total		916,895.87	14,721.25		502,382.00	502,382.00	517,103.25
Oakland Public Works Department	2334 - Oak Knoll Facilities	1006257 - CFD 2021-1 OAK KNOLL - DP AGMT	56,790.00	-		-	-	0.00
Oakland Public Works Department	2334 - Oak Knoll Facilities & Services Total		56,790.00	-		-	-	0.00
Oakland Public Works Department	2415 - Development Serv	1000652 - RIGHT OF WAY INSPECTIONS 2415	(587.40)	-		-	-	0.00
Oakland Public Works Department		1001170 - ENGINEERING SERVICES	-	-		-	-	0.00
Oakland Public Works Department		1001555 - BROOKLYN BASIN	173,023.15	-	173,023.15	-	173,023.15	173,023.15
Oakland Public Works Department		1003210 - PRIVATE SEWER INSPECTION	805,866.25	-	-	660,818.00	660,818.00	660,818.00
Oakland Public Works Department		1003971 - TECH ENHANCEMENT AND REC MGMT	322,614.02	104,046.31	-	322,614.02	322,614.02	426,660.33
Oakland Public Works Department		1004827 - STORMWATER BUS INSPECTION	61,381.38	5,799.12	-	61,381.38	61,381.38	67,180.50
Oakland Public Works Department		1005138 - PRIVATE PUBLIC ART CONT - OACC	100,000.00	-	-	100,000.00	100,000.00	100,000.00
Oakland Public Works Department	2415 - Development Service Fund Total		1,462,297.40	109,845.43	173,023.15	1,144,813.40	1,317,836.55	1,427,681.98
Oakland Public Works Department	2416 - Traffic Safety Fund	1000010 - DP300 Administrative Project	-	-		-	-	0.00
Oakland Public Works Department	2416 - Traffic Safety Fund Total		-	-		-	-	0.00
Oakland Public Works Department	2417 - Excess Litter Fee F	1000010 - DP300 Administrative Project	-	17,183.22		-	-	17,183.22
Oakland Public Works Department		1000103 - EXCESS LITTER FEE PROGRAM	-	72.00		-	-	72.00
Oakland Public Works Department	2417 - Excess Litter Fee Fund Total		-	17,255.22		-	-	17,255.22
Oakland Public Works Department	2421 - Capital Improveme	1003439 - FIRE STATIONS CW RENOVATIONS	(16,995.16)	-		(16,995.16)	(16,995.16)	(16,995.16)
Oakland Public Works Department		1004866 - HOLLY MINI PARK	-	-		-	-	0.00
Oakland Public Works Department		1006040 - MALONGA CENTER - FEASIBILITY	25,863.08	-		25,863.08	25,863.08	25,863.08
Oakland Public Works Department		1006155 - REDWOOD HEIGHTS PK TOT LOT	0.01	-		-	-	0.00
Oakland Public Works Department		1006156 - JUNIOR SCIENCE CENTER	40,000.00	-		40,000.00	40,000.00	40,000.00
Oakland Public Works Department		1006157 - W OAK YOUTH CENTER	361.74	24,819.13		-	-	24,819.13
Oakland Public Works Department		1006158 - D3 COMM CTR CIP	96,000.00	-		96,000.00	96,000.00	96,000.00
Oakland Public Works Department		1006159 - KONO SIGNAGE/ARCHWAY	125,000.00	-		125,000.00	125,000.00	125,000.00
Oakland Public Works Department		1006160 - ARROYO VIEJO PK-COMM KITCHN	25,000.00	-		25,000.00	25,000.00	25,000.00
Oakland Public Works Department	2421 - Capital Improvements Impact Fee Fund Total		295,229.67	24,819.13	-	294,867.92	294,867.92	319,687.05
Oakland Public Works Department	2990 - Public Works Gran	1004228 - 1000969 CLEAN CREEKS CA-H578	8,762.37	-	8,762.37	-	8,762.37	8,762.37
Oakland Public Works Department		1004385 - COLLABORATIV CREEKS PRGM	(997.17)	-	(997.17)	-	(997.17)	(997.17)
Oakland Public Works Department	2990 - Public Works Grants Total		7,765.20	-	7,765.20	-	7,765.20	7,765.20
Oakland Public Works Department	2999 - Miscellaneous Gra	1000183 - LINCN REC CTR ORA 2999-C329621	-	-		-	-	0.00
Oakland Public Works Department		1000727 - GOLDEN GATE REC CTR-NEW	-	-		-	-	0.00
Oakland Public Works Department		1000976 - BUS RAPID TRANSIT	279,873.04	-	279,873.04	-	279,873.04	279,873.04
Oakland Public Works Department		1001615 - LS&R AC TRANSIT BRT	-	-		-	-	0.00
Oakland Public Works Department		1003625 - MOSSWOOD REBUILD	25,000.01	-	25,000.01	-	25,000.01	25,000.01
Oakland Public Works Department		1004841 - JACK LONDON AQUATIC CTR	72,052.38	77,170.00	72,052.38	-	72,052.38	149,222.38
Oakland Public Works Department		1004866 - HOLLY MINI PARK	-	-		-	-	0.00
Oakland Public Works Department		1005921 - ATHOL PK TENNIS CT IMPROVEMENT	1,567.76	-	1,567.76	-	1,567.76	1,567.76
Oakland Public Works Department		1006261 - CULVERT REPAIRS RICHMOND BLVD	185,000.00	-	185,000.00	-	185,000.00	185,000.00
Oakland Public Works Department	2999 - Miscellaneous Grants Total		563,493.19	77,170.00	563,493.19	-	563,493.19	640,663.19
Oakland Public Works Department	3100 - Sewer Service Fun	1000010 - DP300 Administrative Project	-	2,833,630.98		-	-	2,833,630.98
Oakland Public Works Department		1000455 - CLEAN WATER PROGRAM	1,104.00	-		-	-	0.00
Oakland Public Works Department		1000654 - SEWER-WTMRE MCRTHR MTN 83-012	8,175.27	-	8,175.27	-	8,175.27	8,175.27
Oakland Public Works Department		1000675 - STORM DRAIN MARKERS	101,325.69	-	101,325.69	-	101,325.69	101,325.69
Oakland Public Works Department		1000835 - SANITARY SEWER ROOT FOAMING	-	-		-	-	0.00
Oakland Public Works Department		1000920 - REHAB SNTRY SWRS SBBSIN 83 503	-	-		-	-	0.00
Oakland Public Works Department		1000921 - REHAB SNTRY SWRS SBBSIN 83 403	24,296.94	-	24,296.94	-	24,296.94	24,296.94
Oakland Public Works Department		1001173 - CITYWIDE SS CAPACITY UPGRADES	25.84	-	25.84	-	25.84	25.84
Oakland Public Works Department		1001433 - PARKKRIDGE SKYLINE DENTON S SWR	-	-		-	-	0.00
Oakland Public Works Department		1001514 - CLEAN LAKE CONTRACT	-	345.61		-	-	345.61
Oakland Public Works Department		1001564 - SEWER ADMINISTRATIVE ORDER	2,469.15	20,335.15		-	-	20,335.15

DEPARTMENT NAME	Fund - Fund Desc	Proj - Proj Desc	Available P12-24	Approved Enc CF	Recommend Project CF - Phase 1	Recommended Project CF - Phase 2	Total Recommended Project CF	Total Approved (Encumb CF + Project CF)
Oakland Public Works Department	3100 - Sewer Service Fun	1001676 - EPA-SEWER CLEANING	5,847,519.21	1,371,849.78		5,847,519.21	5,847,519.21	7,219,368.99
Oakland Public Works Department		1001689 - BUILDING SEWER C084	-	4,610.00		-	-	4,610.00
Oakland Public Works Department		1003202 - REHAB OF SS SUBBASIN 84-003	15,000.00	-	15,000.00	-	15,000.00	15,000.00
Oakland Public Works Department		1004268 - SEWER MTGATION & TEMP DSCHRG	146,060.65	-	-	146,060.65	146,060.65	146,060.65
Oakland Public Works Department		1004331 - EPA-FOG CONTROL	594,109.63	-	-	594,109.63	594,109.63	594,109.63
Oakland Public Works Department		1004806 - SS REHAB SUBBASIN 83-001	102,092.33	-	-	102,092.33	102,092.33	102,092.33
Oakland Public Works Department		1004807 - SS REHAB SUBBASIN 83-102	28,626.91	-	-	28,626.91	28,626.91	28,626.91
Oakland Public Works Department		1004810 - 3100 30244 SS SUBBASIN 85-202	-	-	-	-	-	0.00
Oakland Public Works Department		1004827 - STORMWATER BUS INSPECTION	220,962.00	-	-	220,962.00	220,962.00	220,962.00
Oakland Public Works Department		1004844 - SS CAPACITY UPGRADE MAYBELLE	-	-	-	-	-	0.00
Oakland Public Works Department		1004845 - SS REHAB SUB-BASIN 82-005	(432,190.86)	-	-	(432,190.86)	(432,190.86)	(432,190.86)
Oakland Public Works Department		1005274 - STORM DRAINAGE MASTER PLAN	654,526.05	-	-	654,526.05	654,526.05	654,526.05
Oakland Public Works Department		1005409 - CONSENT DECREE SERVICES	299,815.00	-	-	299,815.00	299,815.00	299,815.00
Oakland Public Works Department		1005411 - P1000720 EMERG MISC. SEWERS	-	-	-	-	-	0.00
Oakland Public Works Department		1005412 - P1003201 REHAB SS BASIN 81-201	98,276.07	-	-	98,276.07	98,276.07	98,276.07
Oakland Public Works Department		1005874 - SS REHAB SUB-BASIN 83-404 PH1	-	-	-	-	-	0.00
Oakland Public Works Department		1005875 - SS REHAB SUB-BASIN 83-404 PH2	(35,901.08)	-	-	-	-	0.00
Oakland Public Works Department		1005876 - SS REHAB SUB-BASIN 86-001	-	-	-	-	-	0.00
Oakland Public Works Department		1005877 - SS REHAB SUB-BASIN 56-01	109,411.83	-	-	109,411.83	109,411.83	109,411.83
Oakland Public Works Department		1006208 - SS EMERGENCY REPAIRS - T1	9,928.34	-	-	9,928.34	9,928.34	9,928.34
Oakland Public Works Department		1006209 - SS EMERGENCY REPAIRS - T2	-	-	-	-	-	0.00
Oakland Public Works Department		1006210 - SS EMERGENCY REPAIRS - T3	105.13	-	-	105.13	105.13	105.13
Oakland Public Works Department		1006211 - SS EMERGENCY REPAIRS - T4	-	-	-	-	-	0.00
Oakland Public Works Department		1006212 - SS EMERGENCY REPAIRS - T5	-	-	-	-	-	0.00
Oakland Public Works Department		1006213 - ANNUAL INFLOW PGM - I1	-	-	-	-	-	0.00
Oakland Public Works Department		1006214 - ANNUAL INFLOW PGM - I2	-	-	-	-	-	0.00
Oakland Public Works Department		1006261 - CULVERT REPAIRS RICHMOND BLVD	323,000.00	-	323,000.00	-	323,000.00	323,000.00
Oakland Public Works Department		1006860 - SS ROOT FOAMING FY23-26	(40,920.26)	-	-	-	-	0.00
Oakland Public Works Department		1006969 - SS REHAB SUB-BASIN 60-08	-	-	-	-	-	0.00
Oakland Public Works Department		1006971 - SS REHAB SUB-BASIN 81-002 P1	1,143,269.40	-	-	-	-	0.00
Oakland Public Works Department		1006972 - SS REHAB SUB-BASIN 86-002	-	-	-	-	-	0.00
Oakland Public Works Department		1007342 - 3821 GRNWOOD SD RPR	132,318.84	-	132,318.84	-	132,318.84	132,318.84
Oakland Public Works Department		1007414 - 2721 KINGSLAND STORM DRAIN RPR	300,000.00	-	300,000.00	-	300,000.00	300,000.00
Oakland Public Works Department	3100 - Sewer Service Fund Total		9,653,406.08	4,230,771.52	904,142.58	7,679,242.29	8,583,384.87	12,814,156.39

DEPARTMENT NAME	Fund - Fund Desc	Proj - Proj Desc	Available P12-24	Approved Enc CF	Recommend Project CF - Phase 1	Recommended Project CF - Phase 2	Total Recommended Project CF	Total Approved (Encumb CF + Project CF)
Oakland Public Works Department	4100 - Equipment	1000010 - DP300 Administrative Project	-	3,251,548.90		-	-	3,251,548.90
Oakland Public Works Department		1003199 - 2016 EQUIPMENT MASTER LEASE	-	48,843.82		-	-	48,843.82
Oakland Public Works Department		1003866 - Insurance Recoveries- OPD	839,304.25	142,678.36		839,304.25	839,304.25	981,982.61
Oakland Public Works Department		1003867 - INSURANCE RECOVERIES- OFD	1,477,325.19	-		1,477,325.19	1,477,325.19	1,477,325.19
Oakland Public Works Department		1003868 - INSURANCE RECOVERY- OPW	484,910.61	56,082.71		484,910.61	484,910.61	540,993.32
Oakland Public Works Department		1004221 - P1000725 FUEL MGT SYSTEM	168,539.05	-		168,539.05	168,539.05	168,539.05
Oakland Public Works Department		1004985 - EQUIPMENT SERVICES REBATES	55,893.73	-		55,893.73	55,893.73	55,893.73
Oakland Public Works Department		1004986 - EQUIPMENT SERVICES AUCTION	803,545.43	-		803,545.43	803,545.43	803,545.43
Oakland Public Works Department		1005216 - 2014 VEHICLE LEASE 4	2,001.70	-		2,001.70	2,001.70	2,001.70
Oakland Public Works Department		1005218 - 2016 VEHICLE LEASE 3	2,001.42	-		2,001.42	2,001.42	2,001.42
Oakland Public Works Department		1005219 - 2016 VEHICLE LEASE 4	2,002.62	-		2,002.62	2,002.62	2,002.62
Oakland Public Works Department		1005221 - 2019 VEHICLE LEASE 2	3,201.88	-		3,201.88	3,201.88	3,201.88
Oakland Public Works Department		1005222 - 2019 VEHICLE LEASE 3	2,002.08	-		2,002.08	2,002.08	2,002.08
Oakland Public Works Department		1005224 - 2019 VEHICLE LEASE 5	2,001.52	-		2,001.52	2,001.52	2,001.52
Oakland Public Works Department		1005225 - 2019 VEHICLE LEASE 6	2,002.40	-		2,002.40	2,002.40	2,002.40
Oakland Public Works Department		1005842 - MSC UST REMOVAL & AST INSTALL	31,336.00	1,827,550.29	31,336.00	-	31,336.00	1,858,886.29
Oakland Public Works Department		1006384 - F4100 MATCHING - SEC GRANT	-	275,000.00		-	-	275,000.00
Oakland Public Works Department		1006950 - VEHICLE ACQUISITIONS - CITY	3,557,351.92	-		3,557,351.92	3,557,351.92	3,557,351.92
Oakland Public Works Department	4100 - Equipment Total		7,433,419.80	5,601,704.08	31,336.00	7,402,083.80	7,433,419.80	13,035,123.88
Oakland Public Works Department	4400 - City Facilities	1000002 - DP020 Administrative Project	-	-		-	-	0.00
Oakland Public Works Department		1000010 - DP300 Administrative Project	-	1,360,920.47		-	-	1,360,920.47
Oakland Public Works Department		1000716 - MINOR CIP	-	1,615.72		-	-	1,615.72
Oakland Public Works Department		1000988 - MSC CLEAN UP	21,352.95	402,501.12	21,352.95	-	21,352.95	423,854.07
Oakland Public Works Department		1001642 - ENVIRONMENTAL CMLPNCE FY05-06	(162.36)	251,446.87		-	-	251,446.87
Oakland Public Works Department		1001679 - EOSC MAINTENANCE	28.32	29,393.45		-	-	29,393.45
Oakland Public Works Department		1003949 - INS RECOVERIES FACILITEIES SVC	3,807.00	-		-	-	0.00
Oakland Public Works Department		1004234 - DEFERRED MAINTENANCE FUND	6,543.30	729,440.37		-	-	729,440.37
Oakland Public Works Department		1004235 - EMERGENCY REPAIR FUND	(15,684.53)	365,491.45		-	-	365,491.45
Oakland Public Works Department		1005170 - SECURITY SERVICES	108,732.62	519,953.27		-	-	519,953.27
Oakland Public Works Department		1007052 - FACILITIES SPACE PLANNING	5,750.47	637,095.83		-	-	637,095.83
Oakland Public Works Department		1007192 - FACILITIES MASTER PLAN	250,000.00	915,880.00		-	-	915,880.00
Oakland Public Works Department	4400 - City Facilities Total		380,367.77	5,213,738.55	21,352.95	-	21,352.95	5,235,091.50
Oakland Public Works Department	4450 - City Facilities Ener	1000817 - WLLMS STTLMNT ENRGY-SVING FUND	-	3,798.50		-	-	3,798.50
Oakland Public Works Department	4450 - City Facilities Energy Conservation Projects Total		-	3,798.50	-	-	-	3,798.50
Oakland Public Works Department	5130 - Rockridge: Library	1005843 - ROCKRIDGE LIBRARY UPGD	209,058.58	-	209,058.58		209,058.58	209,058.58
Oakland Public Works Department	5130 - Rockridge: Library Assessment District Total		209,058.58	-	209,058.58	-	209,058.58	209,058.58
Oakland Public Works Department	5200 - JPFA Capital Projec	1001451 - CCE MACARTHUR STREETScape 5200	25,811.65	-	25,811.65		25,811.65	25,811.65
Oakland Public Works Department	5200 - JPFA Capital Projects: Series 2005 Total		25,811.65	-	25,811.65	-	25,811.65	25,811.65
Oakland Public Works Department	5320 - Measure DD: 2003	1000987 - ESTUARY PARK	4,097.50	-	4,097.50		4,097.50	4,097.50
Oakland Public Works Department		1001163 - SNOW PARK-LAKESIDE GREEN ST B&P LS&R	4,293.34	-	4,293.34		4,293.34	4,293.34
Oakland Public Works Department	5320 - Measure DD: 2003A Clean Water, Safe Parks & Open Space Trust Fund for Oakland Tot		8,390.84	-	8,390.84	-	8,390.84	8,390.84
Oakland Public Works Department	5321 - Measure DD: 2009	1000682 - WATERFRONT TRAIL-DERBY TO LANC	1,289.66	-	1,289.66		1,289.66	1,289.66
Oakland Public Works Department		1000687 - WTRFRNT TRAIL-HGH ST BRIDGE	3,281.11	-	3,281.11		3,281.11	3,281.11
Oakland Public Works Department		1000693 - 10TH ST CHANNEL IMPROVEMENTS	-	-	-		-	0.00
Oakland Public Works Department		1000695 - 12TH & 10TH RECONSTRUCTION	-	-	-		-	0.00
Oakland Public Works Department		1000823 - FULL-TRSH CPTRE-21ST-HARRISON	4,475.78	-	4,475.78		4,475.78	4,475.78
Oakland Public Works Department		1000825 - SHEPHERD CREEK RESTORATION-B	3,852.25	-	3,852.25		3,852.25	3,852.25
Oakland Public Works Department		1000826 - SAUSAL CREEK RESTORATION-B	-	-	-		-	0.00
Oakland Public Works Department		1001163 - SNOW PARK-LAKESIDE GREEN ST B&P LS&R	24,807.73	-	24,807.73		24,807.73	24,807.73
Oakland Public Works Department		1001169 - WTRFRNT TRAIL-FRTVLE LAND XING	0.04	-	0.04		0.04	0.04
Oakland Public Works Department		1001190 - CREEK RESTORATION-B	6,224.27	-	6,224.27		6,224.27	6,224.27
Oakland Public Works Department		1001191 - MEASURE DD ADMIN-B	26,356.67	-	26,356.67		26,356.67	26,356.67
Oakland Public Works Department		1001467 - WTRFRONT TRAIL-CRYER BCH REM	592.28	-	592.28		592.28	592.28
Oakland Public Works Department		1001661 - WTRFRNT TRLS: E 7TH TO 23RD	10,931.87	-	10,931.87		10,931.87	10,931.87
Oakland Public Works Department		1003198 - CREEK RESTORATION DD	240,008.00	-	240,008.00		240,008.00	240,008.00
Oakland Public Works Department	5321 - Measure DD: 2009B Clean Water, Safe Parks & Open Space Trust Fund for Oakland Tot		321,819.66	-	321,819.66	-	321,819.66	321,819.66
Oakland Public Works Department	5322 - Measure DD: 2017	1000683 - Oakland Port Waterfront Trails	2,539.20	-	2,539.20		2,539.20	2,539.20
Oakland Public Works Department		1000687 - WTRFRNT TRAIL-HGH ST BRIDGE	-	-	-		-	0.00
Oakland Public Works Department		1000693 - 10TH ST CHANNEL IMPROVEMENTS	0.90	-	0.90		0.90	0.90
Oakland Public Works Department		1000705 - LM IMPROV ENTRANCES	1,220.32	-	1,220.32		1,220.32	1,220.32
Oakland Public Works Department		1000826 - SAUSAL CREEK RESTORATION-B	(44,014.00)	-	(44,014.00)		(44,014.00)	(44,014.00)

DEPARTMENT NAME	Fund - Fund Desc	Proj - Proj Desc	Available P12-24	Approved Enc CF	Recommend Project CF - Phase 1	Recommended Project CF - Phase 2	Total Recommended Project CF	Total Approved (Encumb CF + Project CF)
Oakland Public Works Department	5322 - Measure DD: 2017	1000827 - WTRSHD ACQUISITION-B	28,327.61	-	28,327.61	-	28,327.61	28,327.61
Oakland Public Works Department		1000858 - WATERFRONT TRAILS-ESTUARY PARK	-	-	-	-	-	0.00
Oakland Public Works Department		1001163 - SNOW PARK-LAKESIDE GREEN ST B&P LS&R	93,915.93	-	93,915.93	-	93,915.93	93,915.93
Oakland Public Works Department		1001169 - WTRFRNT TRAIL-FRTVLE LAND XING	-	-	-	-	-	0.00
Oakland Public Works Department		1001191 - MEASURE DD ADMIN-B	263,032.38	-	263,032.38	-	263,032.38	263,032.38
Oakland Public Works Department		1001661 - WTRFRNT TRLS: E 7TH TO 23RD	-	-	-	-	-	0.00
Oakland Public Works Department		1003388 - LM WATER QUALITY D & C	514,611.37	-	-	514,611.37	514,611.37	514,611.37
Oakland Public Works Department		1003389 - LM RESTOR, ACCESS D&C	120,000.00	-	-	120,000.00	120,000.00	120,000.00
Oakland Public Works Department	5322 - Measure DD: 2017C Clean Water, Safe Parks & Open Space Trust for Oakland Total		979,633.71	-	345,022.34	634,611.37	979,633.71	979,633.71
Oakland Public Works Department	5330 - Measure KK: Infras	1000854 - RAINBOW REC CENTER EXPANSION	650.14	-	650.14	-	650.14	650.14
Oakland Public Works Department		1001654 - PAB FEASBLTY STDY 5612-C473320	19,105.62	-	-	19,105.62	19,105.62	19,105.62
Oakland Public Works Department		1003434 - DIMOND PARK - LIONS POOL RPR	1,233.12	-	-	1,233.12	1,233.12	1,233.12
Oakland Public Works Department		1003436 - APRON & HARDSCAPE REP SIX STAT	-	-	-	-	-	0.00
Oakland Public Works Department		1003437 - ROOF ASSESSMENT & REPLACE.	-	-	-	-	-	0.00
Oakland Public Works Department		1003438 - TELESCOPIC APPARAYUS DOOR REP	-	-	-	-	-	0.00
Oakland Public Works Department		1003439 - FIRE STATIONS CW RENOVATIONS	268.74	19,295.95	-	268.74	268.74	19,564.69
Oakland Public Works Department		1003440 - 3 BR RENO.WOAK, ASIAN, BROOKF.	(1.36)	734.85	-	(1.36)	(1.36)	733.49
Oakland Public Works Department		1003442 - HEAD START BROOKFIELD UPGR	-	-	-	-	-	0.00
Oakland Public Works Department		1003443 - HS FAC - ARROYO REMODEL	-	-	-	-	-	0.00
Oakland Public Works Department		1003444 - HS PLAYGROUND REPLACEMENT	2,044.02	-	-	2,044.02	2,044.02	2,044.02
Oakland Public Works Department		1003445 - HS RENOV MANZANITA CTR	-	-	-	-	-	0.00
Oakland Public Works Department		1003446 - TASSAFARONGA GYM IMPROVEMENTS	29,142.93	-	-	29,142.93	29,142.93	29,142.93
Oakland Public Works Department		1003448 - H ROBINSON CTR - AIR COND RPL	33.16	-	-	33.16	33.16	33.16
Oakland Public Works Department		1003449 - A SHELTER - REP HVAC & ENERGY	65,585.21	-	-	65,585.21	65,585.21	65,585.21
Oakland Public Works Department		1004014 - HSIP 8 FRUITVALE AVE (149)	26,951.43	-	26,951.43	-	26,951.43	26,951.43
Oakland Public Works Department		1004387 - CROSSING TO SAFETY 5012(156)	69,775.23	-	-	-	69,775.23	69,775.23
Oakland Public Works Department	5330 - Measure KK: Infrastructure and Affordable Housing Total		214,788.24	20,030.80	97,376.80	117,411.44	214,788.24	234,819.04

DEPARTMENT NAME	Fund - Fund Desc	Proj - Proj Desc	Available P12-24	Approved Enc CF	Recommend Project CF - Phase 1	Recommended Project CF - Phase 2	Total Recommended Project CF	Total Approved (Encumb CF + Project CF)
Oakland Public Works Department	5332 - Measure KK: Infr	1000724 - FRUITVALE ALV GAP CLOSUR STSCP	-	-	-	-	-	0.00
Oakland Public Works Department		1001412 - CALDECOTT TRAIL	35,000.00	-	35,000.00	-	35,000.00	35,000.00
Oakland Public Works Department		1003204 - HSIP 7 GRANT-MARKET SAN PABLO	-	-	-	-	-	0.00
Oakland Public Works Department		1003435 - FEAS STUDY ROW NEW FIRE ST 4	(372.67)	-	-	(372.67)	(372.67)	(372.67)
Oakland Public Works Department		1003440 - 3 BR RENO.WOAK, ASIAN, BROOKF.	10,128.05	-	-	10,128.05	10,128.05	10,128.05
Oakland Public Works Department		1003448 - H ROBINSON CTR - AIR COND RPL	-	-	-	-	-	0.00
Oakland Public Works Department		1003625 - MOSSWOOD REBUILD	-	-	-	-	-	0.00
Oakland Public Works Department		1003890 - WIOA VOS TECH 2195	-	-	-	-	-	0.00
Oakland Public Works Department		1004012 - HSIP 8 BANCROFT AVE (147)	8,632.49	-	8,632.49	-	8,632.49	8,632.49
Oakland Public Works Department		1004014 - HSIP 8 FRUITVALE AVE (149)	-	-	-	-	-	0.00
Oakland Public Works Department		1004848 - ARROYO VIEJO REC CTR	114,911.80	-	114,911.80	-	114,911.80	114,911.80
Oakland Public Works Department		1004849 - BROOKDALE REC CTR	71,076.34	-	71,076.34	-	71,076.34	71,076.34
Oakland Public Works Department		1004851 - DACA PHASE 2 RENO	(18,502.13)	2,785.42	(18,502.13)	-	(18,502.13)	(15,716.71)
Oakland Public Works Department		1004852 - E OAK SR CENTER RENO	2,140.00	614.97	2,140.00	-	2,140.00	2,754.97
Oakland Public Works Department		1004853 - ELMHURST LIBRARY RENO	-	-	-	-	-	0.00
Oakland Public Works Department		1004854 - FIRE STATION 29 - NEW STATION	-	-	-	-	-	0.00
Oakland Public Works Department		1004856 - HOOVER LIBRARY FEASIBILITY	-	-	-	-	-	0.00
Oakland Public Works Department		1004857 - LINCOLN REC CTR RENO	-	-	-	-	-	0.00
Oakland Public Works Department		1004858 - MAIN LIBRARY - FEASIBILITY	-	-	-	-	-	0.00
Oakland Public Works Department		1004859 - MAIN LIBRARY RENO PHASE 2	923.37	-	923.37	-	923.37	923.37
Oakland Public Works Department		1004861 - MUSEUM COLLECTION CTR	-	-	-	-	-	0.00
Oakland Public Works Department		1004862 - ANIMAL SVC - FLOOR REPLACEMENT	361,825.00	-	361,825.00	-	361,825.00	361,825.00
Oakland Public Works Department		1004863 - HEAD START CIP - SAN ANTONIO	-	-	-	-	-	0.00
Oakland Public Works Department		1004864 - W OAK LIBRARY IMPROVEMENT	-	-	-	-	-	0.00
Oakland Public Works Department		1004865 - W OAK SR CTR RENO	114,555.41	-	114,555.41	-	114,555.41	114,555.41
Oakland Public Works Department		1004866 - HOLLY MINI PARK	7,911.76	-	7,911.76	-	7,911.76	7,911.76
Oakland Public Works Department		1004978 - EOSC NEXT PHASE	7,895.67	-	7,895.67	-	7,895.67	7,895.67
Oakland Public Works Department		1004980 - MADISON PARK IRRIGATION	29,124.63	185.06	29,124.63	-	29,124.63	29,309.69
Oakland Public Works Department		1004983 - TOOL LENDING LIBRARY	7,000.00	-	7,000.00	-	7,000.00	7,000.00
Oakland Public Works Department		1004984 - DOWTOWN SENIOR CENTER	(1,955.89)	-	(1,955.89)	-	(1,955.89)	(1,955.89)
Oakland Public Works Department		1005009 - TELEGRAPH AVE. PAVING PROJECT	-	-	-	-	-	0.00
Oakland Public Works Department		1005018 - CITYWD PAVMNT REHAB. '19 PROJ.	-	-	-	-	-	0.00
Oakland Public Works Department		1005033 - EAST BAY GREENWAY-TRAIL	-	-	-	-	-	0.00
Oakland Public Works Department		1005314 - LAKESIDE DR PVNG PROJ	-	-	-	-	-	0.00
Oakland Public Works Department		1005369 - 2021 OAKLAND HILLS ST. REHAB	(47,855.45)	-	-	(47,855.45)	(47,855.45)	(47,855.45)
Oakland Public Works Department		1005438 - BANCROFT-HIGH-73RD AV PAV PROJ	-	-	-	-	-	0.00
Oakland Public Works Department	5332 - Measure KK: Infrastructure Series 2020B-1 (Tax Exempt) Total		702,438.38	3,585.45	740,538.45	(38,100.07)	702,438.38	706,023.83
Oakland Public Works Department	5335 - Measure KK: Infr	1000638 - NEIGHBORHOOD TFC SAFETY PROG	1,048.36	-	1,048.36	-	1,048.36	1,048.36
Oakland Public Works Department		1000724 - FRUITVALE ALV GAP CLOSUR STSCP	-	-	-	-	-	0.00
Oakland Public Works Department		1003203 - HSIP 7 GRANT - TELEGRAPH AVE	-	-	-	-	-	0.00
Oakland Public Works Department		1003211 - 19TH ST BART TO LAKE MERRITT	17,508.97	-	17,508.97	-	17,508.97	17,508.97
Oakland Public Works Department		1003349 - LS&R NEIGHBRHD TRAFFIC CALMING	(147,677.01)	-	-	-	-	0.00
Oakland Public Works Department		1003451 - MAIN LIBRARY IMPROVEMENTS	-	-	-	-	-	0.00
Oakland Public Works Department		1003829 - GREAT ST-PAVING RESURFACING	-	-	-	-	-	0.00
Oakland Public Works Department		1004014 - HSIP 8 FRUITVALE AVE (149)	-	-	-	-	-	0.00
Oakland Public Works Department		1004017 - HSIP 8 HIGH ST (152)	-	-	-	-	-	0.00
Oakland Public Works Department		1004419 - PAVMNT REHAB 2019-2	-	-	-	-	-	0.00
Oakland Public Works Department		1004700 - HSIP CYCLE 9	-	-	-	-	-	0.00
Oakland Public Works Department		1004787 - LOWER PARK BLVD PROJECT	-	-	-	-	-	0.00
Oakland Public Works Department		1004836 - LAKESIDE FAMILY STREETS LS&R	-	-	-	-	-	0.00
Oakland Public Works Department		1004854 - FIRE STATION 29 - NEW STATION	16,408,900.00	-	16,408,900.00	-	16,408,900.00	16,408,900.00
Oakland Public Works Department		1004856 - HOOVER LIBRARY FEASIBILITY	-	-	-	-	-	0.00
Oakland Public Works Department		1004857 - LINCOLN REC CTR RENO	-	-	-	-	-	0.00
Oakland Public Works Department		1004859 - MAIN LIBRARY RENO PHASE 2	(2,919.93)	-	(2,919.93)	-	(2,919.93)	(2,919.93)
Oakland Public Works Department		1004863 - HEAD START CIP - SAN ANTONIO	-	-	-	-	-	0.00
Oakland Public Works Department		1004865 - W OAK SR CTR RENO	237,005.00	-	237,005.00	-	237,005.00	237,005.00
Oakland Public Works Department		1004947 - OAKLAND LSR PAVING PROGRAM	(13,422.60)	-	(13,422.60)	-	(13,422.60)	(13,422.60)
Oakland Public Works Department		1005009 - TELEGRAPH AVE. PAVING PROJECT	-	-	-	-	-	0.00
Oakland Public Works Department		1005033 - EAST BAY GREENWAY-TRAIL	56,591.86	-	-	-	-	0.00
Oakland Public Works Department		1005163 - TS-FOOTHILL BLVD	-	-	-	-	-	0.00
Oakland Public Works Department		1005309 - OAK LOCAL ST PVMNT REHAB	-	-	-	-	-	0.00

DEPARTMENT NAME	Fund - Fund Desc	Proj - Proj Desc	Available P12-24	Approved Enc CF	Recommend Project CF - Phase 1	Recommended Project CF - Phase 2	Total Recommended Project CF	Total Approved (Encumb CF + Project CF)
Oakland Public Works Department	5335 - Measure KK: Infrac	1005310 - NRTH OKLND LCL ST REHAB	-	-	-	-	-	0.00
Oakland Public Works Department		1005312 - EASTLK LCL ST REHAB	-	-	-	-	-	0.00
Oakland Public Works Department		1005369 - 2021 OAKLAND HILLS ST. REHAB	-	-	-	-	-	0.00
Oakland Public Works Department		1005438 - BANCROFT-HIGH-73RD AV PAV PROJ	(9,372.63)	-	-	-	-	0.00
Oakland Public Works Department		1005512 - WEST OAKLND MJR ST. PAV. 2021	-	-	-	-	-	0.00
Oakland Public Works Department		1005723 - DWNTWN ADMS PT PVMNT REH	-	-	-	-	-	0.00
Oakland Public Works Department		1005845 - AAMLO PRESERV & ENERGY UPDT	-	-	-	-	-	0.00
Oakland Public Works Department		1005847 - EASTMONT POLICE STTN IMPRVMT	1,712.85	-	1,712.85	-	1,712.85	1,712.85
Oakland Public Works Department		1005848 - FEASIBILITY - PAB & MULTI SVCE	-	-	-	-	-	0.00
Oakland Public Works Department		1005852 - FIRE STATION #7 STCTRL ASSESS	-	-	-	-	-	0.00
Oakland Public Works Department		1005858 - NEW PIEDMONT LIBRARY	-	-	-	-	-	0.00
Oakland Public Works Department		1005862 - PAB - REPLACE ATS & GENERATOR	855,370.66	-	855,370.66	-	855,370.66	855,370.66
Oakland Public Works Department		1005865 - TASSAFARONGA REC CTR UPGRD	-	-	-	-	-	0.00
Oakland Public Works Department		1005866 - WILLIE KEYES REC CTR IMPRVMT	-	-	-	-	-	0.00
Oakland Public Works Department		1005871 - VERDESE CARTER PARK	-	-	-	-	-	0.00
Oakland Public Works Department		1005872 - WEST OAK RESILIENCE HUB	-	-	-	-	-	0.00
Oakland Public Works Department		1006104 - CW PVMNT REHAB 2021B	-	-	-	-	-	0.00
Oakland Public Works Department		1006182 - ATP 7th St. Connect	-	-	-	-	-	0.00
Oakland Public Works Department		1006205 - Inter Term Coliseum BART	166.07	-	166.07	-	166.07	166.07
Oakland Public Works Department		1006218 - LOUISE-UNION-POPLAR ST. REHAB.	(5,105.59)	-	-	-	-	0.00
Oakland Public Works Department		1006309 - 3YP 2022 LCL ST. REHAB	(3,812.67)	-	-	-	-	0.00
Oakland Public Works Department		1006337 - CW PVMNT REHAB 2022A	-	-	-	-	-	0.00
Oakland Public Works Department		1006338 - CW PVMNT REHAB 2022B	-	-	-	-	-	0.00
Oakland Public Works Department		1006598 - 5YP LOCAL STREETS REHAB.	-	-	-	-	-	0.00
Oakland Public Works Department		1006633 - LCL ST DSGN CTYWD PVMNT RHLBT	-	-	-	-	-	0.00
Oakland Public Works Department	5335 - Measure KK: Infrastructure Series 2022C-1 (Tax Exempt) Total		17,395,993.34	-	17,505,369.38	-	17,505,369.38	17,505,369.38
Oakland Public Works Department	5337 - Measure KK: Serie	1000724 - FRUITVALE ALV GAP CLOSUR STSCP	-	-	-	-	-	0.00
Oakland Public Works Department		1000820 - BR RETROFIT-LEIMERT	52,651.90	-	52,651.90	-	52,651.90	52,651.90
Oakland Public Works Department		1003233 - ATP CYCLE 2 TELEGRAPH-GRANT	-	-	-	-	-	0.00
Oakland Public Works Department		1004836 - LAKESIDE FAMILY STREETS LS&R	-	-	-	-	-	0.00
Oakland Public Works Department		1005438 - BANCROFT-HIGH-73RD AV PAV PROJ	-	-	-	-	-	0.00
Oakland Public Works Department		1006103 - CW PVMNT REHAB 2021A	-	-	-	-	-	0.00
Oakland Public Works Department		1007351 - LAMMPS PHASE 2 RICHARD RD-SEMI	35,000.00	-	35,000.00	-	35,000.00	35,000.00
Oakland Public Works Department	5337 - Measure KK: Series 2023 GOB Total		87,651.90	-	87,651.90	-	87,651.90	87,651.90
Oakland Public Works Department	5340 - Measure U: Infrac	1004857 - LINCOLN REC CTR RENO	5,000.00	-	5,000.00	-	5,000.00	5,000.00
Oakland Public Works Department		1004863 - HEAD START CIP - SAN ANTONIO	-	-	-	-	-	0.00
Oakland Public Works Department		1005872 - WEST OAK RESILIENCE HUB	-	-	-	-	-	0.00
Oakland Public Works Department		1007054 - 55TH AVE STRM DRN REPAIR	-	-	-	-	-	0.00
Oakland Public Works Department	5340 - Measure U: Infrastructure GOB Series 2023A-1 (Tax Exempt) Total		5,000.00	-	5,000.00	-	5,000.00	5,000.00
Oakland Public Works Department	5510 - Capital Reserves	1004851 - DACA PHASE 2 RENO	50,396.65	-	50,396.65	-	50,396.65	50,396.65
Oakland Public Works Department		1005782 - MLK LIBRARY BIKE WORKSHOP	-	-	-	-	-	0.00
Oakland Public Works Department		1006502 - BROOKPARK RD STRM DRN RPR	-	-	-	-	-	0.00
Oakland Public Works Department	5510 - Capital Reserves Total		50,396.65	-	50,396.65	-	50,396.65	50,396.65
Oakland Public Works Department	5610 - Central District Pr	1000168 - DNTN BWAY PUB 5610-P130180	(4,978.68)	-	-	-	-	0.00
Oakland Public Works Department		1000169 - DNTWN CAPITAL 5610-C339410	3,081.28	-	3,081.28	-	3,081.28	3,081.28
Oakland Public Works Department		1001409 - LATHAM SQUARE PLAZA IMPROV	-	-	-	-	-	0.00
Oakland Public Works Department		1001431 - OLD OAK STSCPE 5610-C194975	-	-	-	-	-	0.00
Oakland Public Works Department		1006460 - FIBER OPTIC - OLD FIRE ALARM	-	-	-	-	-	0.00
Oakland Public Works Department	5610 - Central District Projects Total		(1,897.40)	-	3,081.28	-	3,081.28	3,081.28
Oakland Public Works Department	5612 - Central District: T	1001654 - PAB FEASBLTY STDY 5612-C473320	-	-	-	-	-	0.00
Oakland Public Works Department	5612 - Central District: TA Bonds Series 2005 Total		-	-	-	-	-	0.00

DEPARTMENT NAME	Fund - Fund Desc	Proj - Proj Desc	Available P12-24	Approved Enc CF	Recommend Project CF - Phase 1	Recommended Project CF - Phase 2	Total Recommended Project CF	Total Approved (Encumb CF + Project CF)
Oakland Public Works Department	5614 - Central District: T	1001654 - PAB FEASBLTY STDY 5612-C473320	-	-	-	-	-	0.00
Oakland Public Works Department		1005784 - FOX THEATER CAPITAL	-	-	-	-	-	0.00
Oakland Public Works Department		5614 - Central District: TA Bonds Series 2006T Total	-	-	-	-	-	0.00
Oakland Public Works Department	5640 - Central City East P	1000900 - CCE PUB PRIVT 5640-P356910	(67,130.96)	-	(67,130.96)	-	(67,130.96)	(67,130.96)
Oakland Public Works Department		5640 - Central City East Projects Total	(67,130.96)	-	(67,130.96)	-	(67,130.96)	(67,130.96)
Oakland Public Works Department	5643 - Central City East T	1000154 - CCE REPYMT AGRMT 5643-P233289	7,877.60	-	7,877.60	-	7,877.60	7,877.60
Oakland Public Works Department		1000900 - CCE PUB PRIVT 5640-P356910	43,181.10	418.99	43,181.10	-	43,181.10	43,600.09
Oakland Public Works Department		5643 - Central City East TA Bonds Series 2006A-T (Taxable) Total	51,058.70	418.99	51,058.70	-	51,058.70	51,477.69
Oakland Public Works Department	5650 - Coliseum Projects	1001549 - COLISM MIS PRP 5650-P466610	1,038.08	-	-	-	-	0.00
Oakland Public Works Department		5650 - Coliseum Projects Total	1,038.08	-	-	-	-	0.00
Oakland Public Works Department	5656 - Coliseum: TA Bond	1000165 - COLISM SPEC PN 5656-P452510	39,958.44	213.72	-	-	-	213.72
Oakland Public Works Department		1000175 - FRTVAL TV PH2 5656-C484610	-	-	-	-	-	0.00
Oakland Public Works Department		1000176 - GENRL COLSM INF 5656-C375210	-	40.90	-	-	-	40.90
Oakland Public Works Department		5656 - Coliseum: TA Bonds Series 2006B-T (Taxable) Total	39,958.44	254.62	-	-	-	254.62
Oakland Public Works Department	5660 - West Oakland Proj	1000170 - DMPNG APPRHNSN 5660-P441210	483.32	-	-	-	-	0.00
Oakland Public Works Department		5660 - West Oakland Projects Total	483.32	-	-	-	-	0.00
Oakland Public Works Department	5671 - OBRA: Leasing & U	1001542 - OBRA LEAS UT-CITY 5671-P294110	193,413.83	-	-	-	-	0.00
Oakland Public Works Department		5671 - OBRA: Leasing & Utility Total	193,413.83	-	-	-	-	0.00
Oakland Public Works Department	7100 - Police and Fire Ret	1004005 - 150 RETIREMENT OFFICE	-	-	-	-	-	0.00
Oakland Public Works Department		7100 - Police and Fire Retirement System Total	-	-	-	-	-	0.00
Oakland Public Works Department	7760 - Grant Clearing	1000010 - DP300 Administrative Project	-	-	-	-	-	0.00
Oakland Public Works Department		1000689 - PWA DESIGN - ADMINISTRATION	-	2,048.68	-	-	-	2,048.68
Oakland Public Works Department		1001288 - PWA OVERHEAD CLEARING	-	1,194,197.09	-	-	-	1,194,197.09
Oakland Public Works Department		1001411 - PROJECT MGT CLEARING	-	-	-	-	-	0.00
Oakland Public Works Department		1003336 - DOT OVERHEAD CLEARING	-	50,000.02	-	-	-	50,000.02
Oakland Public Works Department		1003340 - DOT PROJ CLEARING	-	-	-	-	-	0.00
Oakland Public Works Department		1005173 - CIP PPM SYSTEM	-	263,445.00	-	-	-	263,445.00
Oakland Public Works Department		7760 - Grant Clearing Total	-	1,509,690.79	-	-	-	1,509,690.79
Oakland Public Works Department	7780 - Oakland Redevelo	1000161 - COL TRAN VILL INF 5656-C366920	-	-	-	-	-	0.00
Oakland Public Works Department		7780 - Oakland Redevelopment Agency Projects (ORA) Total	-	-	-	-	-	0.00
Oakland Public Works Department	7999 - Miscellaneous Tru	1000642 - PARADIES PARK TRUST	306.78	14,375.36	306.78	-	306.78	14,682.14
Oakland Public Works Department		7999 - Miscellaneous Trusts Total	306.78	14,375.36	306.78	-	306.78	14,682.14
Oakland Public Works Department Total			53,896,710.61	23,250,707.70	25,605,086.76	20,916,815.42	46,521,902.18	69,772,609.88
Planning and Building Department	1870 - Affordable Housin	1005925 - Impact Fees: Admin Processing	102,600.00	-	-	102,600.00	102,600.00	102,600.00
Planning and Building Department		1870 - Affordable Housing Trust Fund Total	102,600.00	-	-	102,600.00	102,600.00	102,600.00
Planning and Building Department	1871 - Jobs Housing Impa	1001664 - JOBS/HOUSING IMPACT FEES	71,130.00	-	-	-	-	0.00
Planning and Building Department		1871 - Jobs Housing Impact Fee Fund Total	71,130.00	-	-	-	-	0.00
Planning and Building Department	1872 - Affordable Housin	1001674 - AFFORDABLE HOUSING IMPACT FEE	87,332.00	-	-	-	-	0.00
Planning and Building Department		1872 - Affordable Housing Impact Fee Fund Total	87,332.00	-	-	-	-	0.00
Planning and Building Department	2108 - HUD-CDBG	1001024 - BLIGHT ABATEMENT PROGRAM	(20,113.06)	-	(20,113.06)	-	(20,113.06)	(20,113.06)
Planning and Building Department		2108 - HUD-CDBG Total	(20,113.06)	-	(20,113.06)	-	(20,113.06)	(20,113.06)
Planning and Building Department	2159 - State of California	1005771 - SB2 Grant	282.00	-	282.00	-	282.00	282.00
Planning and Building Department		1006359 - LOCAL JURISDICTION GRANT 2159	779,049.54	-	779,049.54	-	779,049.54	779,049.54
Planning and Building Department		2159 - State of California Other Total	779,331.54	-	779,331.54	-	779,331.54	779,331.54
Planning and Building Department	2415 - Development Serv	1000018 - DP840 Administrative Project	-	527,346.25	-	-	-	527,346.25
Planning and Building Department		1000904 - CONTINGENCY RESERVE	100,000.00	-	-	100,000.00	100,000.00	100,000.00
Planning and Building Department		1001024 - BLIGHT ABATEMENT PROGRAM	22,256.06	25,267.50	-	22,256.06	22,256.06	47,523.56
Planning and Building Department		1001264 - FORECLOSED REGISTRATION-VACANT	243,722.35	-	-	243,722.35	243,722.35	243,722.35
Planning and Building Department		1001382 - PERTS TECHNOLOGY ENHANCEMENT	-	0.01	-	-	-	0.01
Planning and Building Department		1001420 - DOWNTOWN SPECIFIC PLAN CONTGCGY	114,955.41	-	-	-	-	0.00
Planning and Building Department		1001475 - GENERAL PLAN UPDATE	403,269.74	2,313,803.59	-	403,269.74	403,269.74	2,717,073.33
Planning and Building Department		1003351 - DWNTOWN SPEC PLAN - FTA	-	0.01	-	-	-	0.01
Planning and Building Department		1003971 - TECH ENHANCEMENT AND REC MGMT	3,852,001.05	854,897.34	-	3,852,001.05	3,852,001.05	4,706,898.39
Planning and Building Department		1004837 - Revenue Forecasting - PBD	-	41,107.95	-	-	-	41,107.95
Planning and Building Department		1004913 - Lead Abatement Program	253,700.75	-	-	-	-	0.00
Planning and Building Department		1005157 - Historic Preservation- ESA	3,592.13	5,561.54	-	-	-	5,561.54
Planning and Building Department		1005192 - On-Call Plan Check & Insp	6,783.75	8,374,270.58	-	-	-	8,374,270.58
Planning and Building Department		1005408 - LEAP Grant	-	-	-	-	-	0.00
Planning and Building Department		1005458 - PBD Strategic Work Plan	-	-	-	-	-	0.00
Planning and Building Department		1005922 - On Call Permit Services	35,256.25	742,064.10	-	-	-	742,064.10
Planning and Building Department		1006079 - Phase II ROSP Athenian Group	0.01	2,754.00	-	-	-	2,754.00

DEPARTMENT NAME	Fund - Fund Desc	Proj - Proj Desc	Available P12-24	Approved Enc CF	Recommend Project CF - Phase 1	Recommended Project CF - Phase 2	Total Recommended Project CF	Total Approved (Encumb CF + Project CF)
Planning and Building Department	2415 - Development Serv	1006366 - 250 FHOP WORK AREA REFRESH	732,247.13	395,293.68		732,247.13	732,247.13	1,127,540.81
Planning and Building Department		1006439 - MGT Master Fee Study	397,609.00	31,685.00		397,609.00	397,609.00	429,294.00
Planning and Building Department		1007049 - PBD STRATEGIC WORKPLN VEHICLES	36,523.64	0.02		36,523.64	36,523.64	36,523.66
Planning and Building Department		2415 - Development Service Fund Total	6,201,917.27	13,314,051.57	-	5,787,628.97	5,787,628.97	19,101,680.54
Planning and Building Department	2420 - Transportation Im	1001628 - TRANSPORTATION IMPACT FEES	125,445.00	-		-	-	0.00
Planning and Building Department		1005925 - Impact Fees: Admin Processing	27,800.00	-		27,800.00	27,800.00	27,800.00
Planning and Building Department		2420 - Transportation Impact Fee Total	153,245.00	-	-	27,800.00	27,800.00	27,800.00
Planning and Building Department	2421 - Capital Improvem	1001612 - CAPITAL IMP IMPACT FEES	576,258.87	-		576,258.87	576,258.87	576,258.87
Planning and Building Department		1005925 - Impact Fees: Admin Processing	18,700.00	-		18,700.00	18,700.00	18,700.00
Planning and Building Department		2421 - Capital Improvements Impact Fee Fund Total	594,958.87	-	-	594,958.87	594,958.87	594,958.87
Planning and Building Department	2999 - Miscellaneous Gra	1000976 - BUS RAPID TRANSIT	(54,969.50)	-	(54,969.50)	-	(54,969.50)	(54,969.50)
Planning and Building Department		1006964 - Priority Dev. AREA (PDA) GRANT	-	1,600,000.00	-	-	-	1,600,000.00
Planning and Building Department		1006965 - Reg. Early Action PL (REAP)	-	-	-	-	-	0.00
Planning and Building Department		1007314 - SolarApp+	62,167.49	0.01	62,167.49	-	62,167.49	62,167.50
Planning and Building Department		2999 - Miscellaneous Grants Total	7,197.99	1,600,000.01	7,197.99	-	7,197.99	1,607,198.00
Planning and Building Department	5610 - Central District Pr	1001472 - BEGIN PLAZA 5610-C194979	(24,554.42)	-	(24,554.42)	-	(24,554.42)	(24,554.42)
Planning and Building Department		5610 - Central District Projects Total	(24,554.42)	-	(24,554.42)	-	(24,554.42)	(24,554.42)
Planning and Building Department	5656 - Coliseum: TA Bond	1000901 - IMPACT FEE NEXUS STUDY	-	158,161.08	-	-	-	158,161.08
Planning and Building Department		5656 - Coliseum: TA Bonds Series 2006B-T (Taxable) Total	-	158,161.08	-	-	-	158,161.08
Planning and Building Department Total			7,953,045.19	15,072,212.66	741,862.05	6,512,987.84	7,254,849.89	22,327,062.55
Police Commission	1010 - General Fund: Ger	1003737 - DP660 Administrative Project	-	157,635.17	-	-	-	157,635.17
Police Commission		1007123 - OPD STAFFING STUDY	84,999.99	130,000.01	-	84,999.99	84,999.99	215,000.00
Police Commission		1007149 - OIG AUDIT SOFTWARE	296,346.00	-	-	-	-	0.00
Police Commission		1010 - General Fund: General Purpose Total	381,345.99	287,635.18	-	84,999.99	84,999.99	372,635.17
Police Commission Total			381,345.99	287,635.18	-	84,999.99	84,999.99	372,635.17

DEPARTMENT NAME	Fund - Fund Desc	Proj - Proj Desc	Available P12-24	Approved Enc CF	Recommend Project CF - Phase 1	Recommended Project CF - Phase 2	Total Recommended Project CF	Total Approved (Encumb CF + Project CF)
Police Department	1010 - General Fund: Ger	0000000 - UNDETERMINED PROJECT	-	-	-	-	-	0.00
Police Department		1000005 - DP050 Administrative Project	-	-	-	-	-	0.00
Police Department		1000007 - DP080 Administrative Project	-	-	-	-	-	0.00
Police Department		1000008 - DP1000 Administrative Project	-	1,635,735.47	-	-	-	1,635,735.47
Police Department		1000752 - SHOTSPOTTER PHASES II - III	-	-	-	-	-	0.00
Police Department		1000777 - PROPERTY AUCTION REVENUE	3,898.81	5,502.47	-	-	-	5,502.47
Police Department		1000780 - TASER PROJECT	42,444.73	-	-	-	-	0.00
Police Department		1000787 - 176TH POLICE ACADEMY	-	1,781.56	-	-	-	1,781.56
Police Department		1000789 - SHOTSPOTTER	-	-	-	-	-	0.00
Police Department		1000790 - DEEMED APPROVED	-	52,219.86	-	-	-	52,219.86
Police Department		1001177 - COMPLIANCE DIRECTOR CONTRACT	-	-	-	-	-	0.00
Police Department		1001178 - REDUCE GUN VIOLENCE	280,086.41	93,766.78	-	-	-	93,766.78
Police Department		1001184 - POST - COST TRACKING	12,064.90	-	-	-	-	0.00
Police Department		1001233 - EXTRA LEGAL LOAD	27,317.61	4,969.02	-	-	-	4,969.02
Police Department		1001292 - NCPC COMM ENGAGEMENT	-	13.25	-	-	-	13.25
Police Department		1001324 - EXTRADITION - COST TRACKING	2,229.07	-	-	-	-	0.00
Police Department		1001377 - OPD WELLNESS UNIT	11,652.97	140,923.78	-	-	-	140,923.78
Police Department		1001414 - DOJ FINGERPRINT FEE TRUST	11,770.00	-	-	-	-	0.00
Police Department		1001427 - POT ACADEMY COST	183,419.91	-	183,419.91	-	183,419.91	183,419.91
Police Department		1001458 - PORT-JLS OT SECURITY	-	-	-	-	-	0.00
Police Department		1001473 - 2015 COPS OPERATIONS MATCH	(5,314.89)	5,490.40	-	-	-	5,490.40
Police Department		1003260 - 2016 COPS HIRING PROGRAM	(17,550.89)	32,601.82	-	-	-	32,601.82
Police Department		1004122 - 182ND POLICE ACADEMY	-	8,086.68	-	-	-	8,086.68
Police Department		1004138 - 185TH POLICE ACADEMY	-	3,949.62	-	-	-	3,949.62
Police Department		1004723 - 186TH POLICE ACADEMY	-	76,469.27	-	-	-	76,469.27
Police Department		1004724 - 187TH POLICE ACADEMY	-	8,294.88	-	-	-	8,294.88
Police Department		1004725 - 188TH POLICE ACADEMY	-	11,960.65	-	-	-	11,960.65
Police Department		1004726 - 189TH POLICE ACADEMY	-	7,654.04	-	-	-	7,654.04
Police Department		1004727 - 190TH POLICE ACADEMY	12.58	-	-	-	-	0.00
Police Department		1005887 - Victims Towing - Cost Tracking	200,006.00	-	200,006.00	-	200,006.00	200,006.00
Police Department		1005889 - 193RD POLICE ACADEMY	262,225.81	103,705.23	-	-	-	103,705.23
Police Department		1005891 - 191ST POLICE ACADEMY	19.57	44,776.33	-	-	-	44,776.33
Police Department		1005892 - 192ND POLICE ACADEMY	178,190.63	231,781.98	-	-	-	231,781.98
Police Department		1005970 - LAKE MERRITT HEALTH & SAFETY	-	-	-	-	-	0.00
Police Department		1006464 - INVESTIGATIONS MGMT SYSTEM	17,860.78	17,849.34	-	-	-	17,849.34
Police Department		1006589 - 194TH POLICE ACADEMY	1,384,595.08	6,408.00	1,384,595.08	-	1,384,595.08	1,391,003.08
Police Department		1006944 - 2022 COPS HIRING PROGRAM	2,901,785.05	5,371.97	1,960,535.79	-	1,960,535.79	1,965,907.76
Police Department		1006945 - 2022 COPS HIRING GPF MATCH	-	-	-	-	-	0.00
Police Department		1007125 - OPD Encampment Mgmt Support	219,099.59	-	-	219,099.59	219,099.59	219,099.59
Police Department		1007338 - Improving 911 Emergency Serv	952,942.00	-	-	-	-	0.00
Police Department		1010 - General Fund: General Purpose Total	6,668,755.72	2,499,312.40	3,728,556.78	219,099.59	3,947,656.37	6,446,968.77
Police Department	1100 - Self Insurance Liab	1000008 - DP1000 Administrative Project	-	-	-	-	-	0.00
Police Department		1000010 - DP300 Administrative Project	-	-	-	-	-	0.00
Police Department		1100 - Self Insurance Liability Total	-	-	-	-	-	0.00
Police Department	1150 - Worker's Compens	1000008 - DP1000 Administrative Project	-	-	-	-	-	0.00
Police Department		1150 - Worker's Compensation Insurance Claims Total	-	-	-	-	-	0.00
Police Department	2112 - Department of Jus	1004147 - 2017 JUSTICE ASSISTANCE GRANT	0.03	3,948.40	0.03	-	0.03	3,948.43
Police Department		1004204 - FY2018 DNA BACKLOG GRANT	1,367.13	-	1,367.13	-	1,367.13	1,367.13
Police Department		1004209 - COLLECTIVE HEALING	75,415.28	-	75,415.28	-	75,415.28	75,415.28
Police Department		1004728 - 2018 JUSTICE ASSISTANCE GRANT	1,218.84	-	1,218.84	-	1,218.84	1,218.84
Police Department		1004731 - 2019 JUSTICE ASSISTANCE GRANT	7,534.39	-	7,534.39	-	7,534.39	7,534.39
Police Department		1004742 - 2019 COVERDELL GRANT	4,566.39	-	4,566.39	-	4,566.39	4,566.39
Police Department		1004744 - FY2019 DNABACKLOG GRANT	2,449.77	418.11	2,449.77	-	2,449.77	2,867.88
Police Department		1004746 - FY2020 DNA BACKLOG GRANT	1,764.65	-	1,764.65	-	1,764.65	1,764.65
Police Department		1005754 - SEXUAL ASSAULT EVIDENCE SUBMIS	153,627.00	-	153,627.00	-	153,627.00	153,627.00
Police Department		1005775 - LEVS GRANT	(492,175.58)	-	(492,175.58)	-	(492,175.58)	(492,175.58)
Police Department		1005974 - CORONAVIRUS EMERGENCY FUNDING	198,473.93	-	198,473.93	-	198,473.93	198,473.93
Police Department		1006005 - 2020 COVERDELL GRANT	73.75	20,219.05	73.75	-	73.75	20,292.80
Police Department		1006491 - 2021 DNA BACKLOG GRANT	11,530.49	3,817.96	11,530.49	-	11,530.49	15,348.45
Police Department		1006974 - 2022 DNA BACKLOG GRANT	40,153.40	122,815.99	40,153.40	-	40,153.40	162,969.39
Police Department		1006979 - 2021 COVERDELL GRANT	474.30	13,354.91	474.30	-	474.30	13,829.21

DEPARTMENT NAME	Fund - Fund Desc	Proj - Proj Desc	Available P12-24	Approved Enc CF	Recommend Project CF - Phase 1	Recommended Project CF - Phase 2	Total Recommended Project CF	Total Approved (Encumb CF + Project CF)
Police Department	2112 - Department of Justice	1007084 - 2020 JUSTICE ASSISTANCE GRANT	8,063.64	0.01	8,063.64	-	8,063.64	8,063.65
Police Department		1007087 - 2021 JUSTICE ASSISTANCE GRANT	165,364.07	26,339.21	165,364.07	-	165,364.07	191,703.28
Police Department		1007226 - Byrne Discretionary Grant	645,287.25	-	645,287.25	-	645,287.25	645,287.25
Police Department		1007228 - 2023 DNA BACKLOG GRANT	283,671.66	0.08	283,671.66	-	283,671.66	283,671.74
Police Department		1007284 - 2022 BJA FY22 CGIC Grant	680,983.84	1,170.87	680,983.84	-	680,983.84	682,154.71
Police Department		1007378 - 2022 COVERDELL GRANT	12,436.92	28,934.45	12,436.92	-	12,436.92	41,371.37
Police Department		1007515 - 2022 JUSTICE ASSISTANCE GRANT	383,100.30	-	383,100.30	-	383,100.30	383,100.30
Police Department	2112 - Department of Justice Total		2,185,381.45	221,019.04	2,185,381.45	-	2,185,381.45	2,406,400.49
Police Department	2113 - Department of Justice	1001353 - 2015 COPS HIRING PROGRAM	(79,522.92)	-	(79,522.92)	-	(79,522.92)	(79,522.92)
Police Department		1003260 - 2016 COPS HIRING PROGRAM	(798,320.95)	-	(798,320.95)	-	(798,320.95)	(798,320.95)
Police Department		1005775 - LEVS GRANT	(168,373.00)	-	(168,373.00)	-	(168,373.00)	(168,373.00)
Police Department		1005832 - LAW ENFRMNT MENTAL HEALTH	23,166.22	-	23,166.22	-	23,166.22	23,166.22
Police Department		1006944 - 2022 COPS HIRING PROGRAM	1,875,000.00	-	1,875,000.00	-	1,875,000.00	1,875,000.00
Police Department	2113 - Department of Justice - COPS Hiring Total		851,949.35	-	851,949.35	-	851,949.35	851,949.35
Police Department	2123 - US Dept of Homeland Security	1005177 - 2019 PORT SECURITY GRANT	262,500.00	-	262,500.00	-	262,500.00	262,500.00
Police Department	2123 - US Dept of Homeland Security Total		262,500.00	-	262,500.00	-	262,500.00	262,500.00
Police Department	2124 - Federal Emergency Management Agency (FEMA)	1005741 - 2020 PORT SECURITY GRANT	20.00	-	20.00	-	20.00	20.00
Police Department	2124 - Federal Emergency Management Agency (FEMA) Total		20.00	-	20.00	-	20.00	20.00
Police Department	2140 - California Department of Transportation	1006066 - MANDELA TRASH CAPTURE INSTALL	(508.24)	-	(508.24)	-	(508.24)	(508.24)
Police Department		1006466 - CARY AVE TRASH CAPTURE	(9,460.21)	-	(9,460.21)	-	(9,460.21)	(9,460.21)
Police Department	2140 - California Department of Transportation Total		(9,968.45)	-	(9,968.45)	-	(9,968.45)	(9,968.45)
Police Department	2152 - California Board of Corrections	1001143 - HSD-BSCC RECIDIVISM	-	620.20	-	-	-	620.20
Police Department		1003249 - POLICE CADET PIPELINE PROJECT	(57,594.68)	4,942.23	(57,594.68)	-	(57,594.68)	(52,652.45)
Police Department		1007032 - OFFICER WELLNESS & MENTAL	469,595.11	10,297.59	469,595.11	-	469,595.11	479,892.70
Police Department	2152 - California Board of Corrections Total		412,000.43	15,860.02	412,000.43	-	412,000.43	427,860.45
Police Department	2158 - 5th Year State COPS Grant, AB 1913, Statutes of 2000	1001621 - STATE COPS XIX	(60,297.88)	-	(60,297.88)	-	(60,297.88)	(60,297.88)
Police Department		1003972 - STATE COPS XX	25,184.34	1,876.15	25,184.34	-	25,184.34	27,060.49
Police Department		1004229 - STATE COPS XXI	(172.00)	-	(172.00)	-	(172.00)	(172.00)
Police Department		1004738 - STATE COPS XXIII	785.70	-	785.70	-	785.70	785.70
Police Department		1006207 - STATE COPS XXIV	7,410.50	896.88	7,410.50	-	7,410.50	8,307.38
Police Department		1007029 - STATE COPS XXV	46,271.24	108,962.24	46,271.24	-	46,271.24	155,233.48
Police Department	2158 - 5th Year State COPS Grant, AB 1913, Statutes of 2000 Total		19,181.90	111,735.27	19,181.90	-	19,181.90	130,917.17
Police Department	2159 - State of California	1000784 - PROP 69 DNA FUCIP ACT	647,569.38	112.06	647,569.38	-	647,569.38	647,681.44
Police Department		1004734 - FY 20-21 STEP GRANT	66,227.80	-	66,227.80	-	66,227.80	66,227.80
Police Department		1005518 - 2020 TOBACCO LAW ENFORCEMENT	140,269.16	-	140,269.16	-	140,269.16	140,269.16
Police Department		1005533 - FY20-21 ABC APP GRANT	19,655.27	-	19,655.27	-	19,655.27	19,655.27
Police Department		1005754 - SEXUAL ASSAULT EVIDENCE SUBMIS	(3,501.08)	-	(3,501.08)	-	(3,501.08)	(3,501.08)
Police Department		1005829 - BOATING SAFETY MISC EQUIPMENT	13,515.00	-	13,515.00	-	13,515.00	13,515.00
Police Department		1006057 - FY 21-22 STEP GRANT	247,385.01	-	247,385.01	-	247,385.01	247,385.01
Police Department		1006100 - 2021 CHP CANNABIS GRANT - LAB	133,955.92	188.01	133,955.92	-	133,955.92	134,143.93
Police Department		1006191 - BSCC 2021 GRANT 2159	(40,414.51)	-	(40,414.51)	-	(40,414.51)	(40,414.51)
Police Department		1006529 - OAKLAND FORWARD 2159	191,559.99	10,680.08	191,559.99	-	191,559.99	202,240.07
Police Department		1006579 - FY22-23 STEP GRANT	58,666.27	-	58,666.27	-	58,666.27	58,666.27
Police Department		1006954 - MARTIN LTHR KING STRTSCPE IMPRV	(2,609.87)	-	(2,609.87)	-	(2,609.87)	(2,609.87)
Police Department		1007171 - FY23-24 STEP GRANT	151,065.53	4,941.93	151,065.53	-	151,065.53	156,007.46
Police Department		1007186 - FY22/24 CTFGP CHP Grant	3,008.93	-	3,008.93	-	3,008.93	3,008.93
Police Department		1007243 - TRIP Grant	24,800.00	-	24,800.00	-	24,800.00	24,800.00
Police Department		1007464 - 2023 SAVE GRANT	28,249.98	138,000.02	28,249.98	-	28,249.98	166,250.00
Police Department		1007484 - FY23-24 ABC APP GRANT	98,134.00	-	98,134.00	-	98,134.00	98,134.00
Police Department	2159 - State of California Other Total		1,777,536.78	153,922.10	1,777,536.78	-	1,777,536.78	1,931,458.88
Police Department	2160 - County of Alameda	1004776 - FY18-20 ACTIVE OAKLAND	(10,419.18)	-	(10,419.18)	-	(10,419.18)	(10,419.18)
Police Department		1006134 - ACTIVE AND SAFE OAKLAND	34,613.96	-	34,613.96	-	34,613.96	34,613.96
Police Department	2160 - County of Alameda: Grants Total		24,194.78	-	24,194.78	-	24,194.78	24,194.78
Police Department	2172 - Alameda County: Vehicle Abatement Authority	1000781 - ABANDONED VEHICLE ABATEMENT	(76,291.86)	59,220.12	(76,291.86)	-	(76,291.86)	(17,071.74)
Police Department	2172 - Alameda County: Vehicle Abatement Authority Total		(76,291.86)	59,220.12	(76,291.86)	-	(76,291.86)	(17,071.74)
Police Department	2218 - Measure BB - Local Streets and Roads	1007010 - Safe Streets Ped & Safety	(3,099.92)	-	(3,099.92)	-	(3,099.92)	(3,099.92)
Police Department	2218 - Measure BB - Local Streets and Roads Total		(3,099.92)	-	(3,099.92)	-	(3,099.92)	(3,099.92)
Police Department	2252 - Measure Z - Violence Prevention and Public Safety Act of 2014	1001323 - MEASURE Z-OPD	111,064.47	191,218.64	111,064.47	-	111,064.47	302,283.11
Police Department	2252 - Measure Z - Violence Prevention and Public Safety Act of 2014 Total		111,064.47	191,218.64	111,064.47	-	111,064.47	302,283.11
Police Department	2411 - False Alarm Reduction Program	1000783 - FALSE ALARM REDUCTION	355,929.76	80,252.94	-	-	-	80,252.94
Police Department	2411 - False Alarm Reduction Program Total		355,929.76	80,252.94	-	-	-	80,252.94

DEPARTMENT NAME	Fund - Fund Desc	Proj - Proj Desc	Available P12-24	Approved Enc CF	Recommend Project CF - Phase 1	Recommended Project CF - Phase 2	Total Recommended Project CF	Total Approved (Encumb CF + Project CF)
Police Department	2415 - Development Serv	1003210 - PRIVATE SEWER INSPECTION	(0.02)	-	-	-	-	0.00
Police Department	2415 - Development Service Fund Total		(0.02)	-	-	-	-	0.00
Police Department	2416 - Traffic Safety Fund	1000008 - DP1000 Administrative Project	-	341.73	-	-	-	341.73
Police Department	2416 - Traffic Safety Fund Total		-	341.73	-	-	-	341.73
Police Department	2912 - Federal Asset Forf	1000008 - DP1000 Administrative Project	-	0.01	-	-	-	0.01
Police Department	2912 - Federal Asset Forfeiture: City Share Total		-	0.01	-	-	-	0.01
Police Department	2995 - Police Grants	1000755 - K-9 UNIT DONATIONS	6,451.31	122.02	6,451.31	-	6,451.31	6,573.33
Police Department		1000758 - CRISIS INTERVENTION TRAINING	14,475.16	3.11	14,475.16	-	14,475.16	14,478.27
Police Department		1000764 - MISC GRANT HONOR GUARD	(11,987.55)	-	(11,987.55)	-	(11,987.55)	(11,987.55)
Police Department		1000782 - IDENTITY THEFT STRIKE FORCE	(12,754.33)	-	(12,754.33)	-	(12,754.33)	(12,754.33)
Police Department	2995 - Police Grants Total		(3,815.41)	125.13	(3,815.41)	-	(3,815.41)	(3,690.28)
Police Department	3100 - Sewer Service Fun	1000921 - REHAB SNTRY SWRS SBBSIN 83 403	(7,000.64)	-	(7,000.64)	-	(7,000.64)	(7,000.64)
Police Department		1004810 - 3100 30244 SS SUBBASIN 85-202	(8,087.12)	-	-	-	-	0.00
Police Department	3100 - Sewer Service Fund Total		(15,087.76)	-	(7,000.64)	-	(7,000.64)	(7,000.64)
Police Department	4100 - Equipment	1000008 - DP1000 Administrative Project	-	-	-	-	-	0.00
Police Department	4100 - Equipment Total		-	-	-	-	-	0.00
Police Department	4200 - Radio / Telecomm	1000008 - DP1000 Administrative Project	-	-	-	-	-	0.00
Police Department	4200 - Radio / Telecommunications Total		-	-	-	-	-	0.00
Police Department	4400 - City Facilities	1000008 - DP1000 Administrative Project	-	-	-	-	-	0.00
Police Department	4400 - City Facilities Total		-	-	-	-	-	0.00
Police Department	5330 - Measure KK: Infr	1004014 - HSIP 8 FRUITVALE AVE (149)	(5,708.55)	-	(5,708.55)	-	(5,708.55)	(5,708.55)
Police Department	5330 - Measure KK: Infrastructure and Affordable Housing Total		(5,708.55)	-	(5,708.55)	-	(5,708.55)	(5,708.55)
Police Department	5332 - Measure KK: Infr	1003203 - HSIP 7 GRANT - TELEGRAPH AVE	(10,152.61)	-	(10,152.61)	-	(10,152.61)	(10,152.61)
Police Department		1003204 - HSIP 7 GRANT-MARKET SAN PABLO	(2,197.24)	-	(2,197.24)	-	(2,197.24)	(2,197.24)
Police Department		1003829 - GREAT ST-PAVING RESURFACING	(185,016.97)	-	-	-	-	0.00
Police Department		1004419 - PAVEMNT REHAB 2019-2	(18,212.54)	-	(18,212.54)	-	(18,212.54)	(18,212.54)
Police Department		1004787 - LOWER PARK BLVD PROJECT	(9,036.25)	-	-	-	-	0.00
Police Department		1005369 - 2021 OAKLAND HILLS ST. REHAB	(56,384.10)	-	-	-	-	0.00
Police Department		1005442 - CW CR&SW 20-22 B	(457.14)	-	(457.14)	-	(457.14)	(457.14)
Police Department	5332 - Measure KK: Infrastructure Series 2020B-1 (Tax Exempt) Total		(281,456.85)	-	(31,019.53)	-	(31,019.53)	(31,019.53)
Police Department	5335 - Measure KK: Infr	1003233 - ATP CYCLE 2 TELEGRAPH-GRANT	(2,686.89)	-	(2,686.89)	-	(2,686.89)	(2,686.89)
Police Department		1003829 - GREAT ST-PAVING RESURFACING	(272,186.39)	-	-	-	-	0.00
Police Department		1004419 - PAVEMNT REHAB 2019-2	(7,325.42)	-	(7,325.42)	-	(7,325.42)	(7,325.42)
Police Department		1004787 - LOWER PARK BLVD PROJECT	(4,174.24)	-	-	-	-	0.00
Police Department		1004947 - OAKLAND LSR PAVING PROGRAM	(4,188.90)	-	(4,188.90)	-	(4,188.90)	(4,188.90)
Police Department		1005120 - CURB RMP & SIDEWALK RPR 2020-22	(807.04)	-	-	-	-	0.00
Police Department		1005369 - 2021 OAKLAND HILLS ST. REHAB	(4,812.22)	-	-	-	-	0.00
Police Department		1005512 - WEST OAKLAND MJR ST. PAV. 2021	(34,158.59)	-	-	-	-	0.00
Police Department		1006104 - CW PVMNT REHAB 2021B	(39,081.69)	-	(39,081.69)	-	(39,081.69)	(39,081.69)
Police Department		1006309 - 3YP 2022 LCL ST. REHAB	(27,905.88)	-	-	-	-	0.00
Police Department		1006337 - CW PVMNT REHAB 2022A	(6,764.67)	-	(6,764.67)	-	(6,764.67)	(6,764.67)
Police Department		1006572 - ATP 7TH ST & EONBR	(4,345.99)	-	(4,345.99)	-	(4,345.99)	(4,345.99)
Police Department		1006973 - 2023-24 CLISM IND.ST PVMNT REH	(80,832.24)	-	(80,832.24)	-	(80,832.24)	(80,832.24)
Police Department	5335 - Measure KK: Infrastructure Series 2022C-1 (Tax Exempt) Total		(489,270.16)	-	(145,225.80)	-	(145,225.80)	(145,225.80)
Police Department	5337 - Measure KK: Serie	1006104 - CW PVMNT REHAB 2021B	(1,309.11)	-	(1,309.11)	-	(1,309.11)	(1,309.11)
Police Department		1006338 - CW PVMNT REHAB 2022B	(15,093.50)	-	(15,093.50)	-	(15,093.50)	(15,093.50)
Police Department	5337 - Measure KK: Series 2023 GOB Total		(16,402.61)	-	(16,402.61)	-	(16,402.61)	(16,402.61)
Police Department	5340 - Measure U: Infrast	1003625 - MOSSWOOD REBUILD	-	-	-	-	-	0.00
Police Department	5340 - Measure U: Infrastructure GOB Series 2023A-1 (Tax Exempt) Total		-	-	-	-	-	0.00
Police Department	7420 - State Asset Trust	1000779 - STATE ASSET TRUST	88,588.53	-	88,588.53	-	88,588.53	88,588.53
Police Department	7420 - State Asset Trust Total		88,588.53	-	88,588.53	-	88,588.53	88,588.53
Police Department	7440 - Unclaimed Cash	1000749 - UNCLAIMED CASH	(72,162.96)	104.38	-	-	-	104.38
Police Department	7440 - Unclaimed Cash Total		(72,162.96)	104.38	-	-	-	104.38
Police Department	7690 - Kerrison Trust for F	1000753 - KERRISON TRUST FOR POLICE	732.90	-	-	-	-	0.00
Police Department	7690 - Kerrison Trust for Police Enhancement Total		732.90	-	-	-	-	0.00
Police Department Total			11,784,571.52	3,333,111.78	9,162,441.70	219,099.59	9,381,541.29	12,714,653.07
Public Ethics Commission	1010 - General Fund: Gen	1000015 - DP650 Administrative Project	-	7,856.52	-	-	-	7,856.52
Public Ethics Commission		1000466 - PUBLIC CAMPAIGN FINANCING	77,500.00	-	77,500.00	-	77,500.00	77,500.00
Public Ethics Commission	1010 - General Fund: General Purpose Total		77,500.00	7,856.52	77,500.00	-	77,500.00	85,356.52
Public Ethics Commission	2190 - Private Grants	1007331 - Haas Jr Grant	(10,985.89)	-	(10,985.89)	-	(10,985.89)	(10,985.89)
Public Ethics Commission	2190 - Private Grants Total		(10,985.89)	-	(10,985.89)	-	(10,985.89)	(10,985.89)

DEPARTMENT NAME	Fund - Fund Desc	Proj - Proj Desc	Available P12-24	Approved Enc CF	Recommend Project CF - Phase 1	Recommended Project CF - Phase 2	Total Recommended Project CF	Total Approved (Encumb CF + Project CF)
Public Ethics Commission Total			66,514.11	7,856.52	66,514.11	-	66,514.11	74,370.63
Race and Equity Department	1010 - General Fund: Gen	1000014 - DP640 Administrative Project	-	859.35		-	-	859.35
Race and Equity Department		1000124 - RACE & EQUITY-FY15-17	1.38	0.28		-	-	0.28
Race and Equity Department		1007142 - RACIAL EQUITY STUDY	-	75,000.00		-	-	75,000.00
Race and Equity Department	1010 - General Fund: General Purpose Total		1.38	75,859.63		-	-	75,859.63
Race and Equity Department	2159 - State of California	1005453 - GO-BIZ GRANT	-	-	-	-	-	0.00
Race and Equity Department	2159 - State of California Other Total		-	-	-	-	-	0.00
Race and Equity Department	2999 - Miscellaneous Gra	1003951 - EQUITY INDCTR PRJ-CUNY GRNT	134.46	-	134.46	-	134.46	134.46
Race and Equity Department	2999 - Miscellaneous Grants Total		134.46	-	134.46	-	134.46	134.46
Race and Equity Department Total			135.84	75,859.63	134.46	-	134.46	75,994.09
Grand Total			1,026,946,401.79	243,069,583.82	613,013,795.92	301,868,578.01	914,882,373.93	1,157,951,957.75

DEPARTMENT NAME	Fund - Fund Desc	Proj - Proj Desc	Available P12-24	Approved Enc CF	Recommend Project CF - Phase 1	Recommended Project CF - Phase 2	Total Recommended Project CF	Total Approved (Encumb CF + Project CF)
-----------------	------------------	------------------	------------------	-----------------	-----------------------------------	-------------------------------------	---------------------------------	--










!FY24 into FY25 Carryforward Recommendations - FINAL - 11.27.24.v1

Final Audit Report

2024-11-29

Created:	2024-11-27 (Pacific Standard Time)
By:	Brittany Hines (BHines@oaklandca.gov)
Status:	Signed
Transaction ID:	CBJCHBCAABAAEcBm-hPy6Xf0NyzRsIMhMAdrCB2aNSq

"!FY24 into FY25 Carryforward Recommendations - FINAL - 11.27.24.v1" History

-  Document created by Brittany Hines (BHines@oaklandca.gov)
2024-11-27 - 1:16:57 PM PST- IP address: 8.44.165.135
-  Document emailed to Erin Roseman (eroseman@oaklandca.gov) for signature
2024-11-27 - 1:17:55 PM PST
-  Email viewed by Erin Roseman (eroseman@oaklandca.gov)
2024-11-27 - 1:18:13 PM PST- IP address: 172.245.96.132
-  Document e-signed by Erin Roseman (eroseman@oaklandca.gov)
Signature Date: 2024-11-27 - 1:19:40 PM PST - Time Source: server- IP address: 172.245.96.132
-  Document emailed to Jestin Johnson (JDJohnson@oaklandca.gov) for signature
2024-11-27 - 1:19:44 PM PST
-  Email viewed by Jestin Johnson (JDJohnson@oaklandca.gov)
2024-11-27 - 3:57:36 PM PST- IP address: 104.47.65.254
-  Email viewed by Jestin Johnson (JDJohnson@oaklandca.gov)
2024-11-29 - 3:00:09 PM PST- IP address: 104.47.65.254
-  Document e-signed by Jestin Johnson (JDJohnson@oaklandca.gov)
Signature Date: 2024-11-29 - 3:04:54 PM PST - Time Source: server- IP address: 76.133.5.53
-  Agreement completed.
2024-11-29 - 3:04:54 PM PST



City of
Oakland

Powered by
Adobe
Acrobat Sign