

2008 MAR 27 AM 10:05


CITY OF OAKLAND
AGENDA REPORT

TO: Office of the City Administrator
ATTN: Deborah Edgerly
FROM: *Department of Human Services*
DATE: April 8, 2008

RE: **Resolution To Reauthorize And Extend An Amendment Of The Charter Of The City Of Oakland (Article XIII Section 1300 Added By: Stats. November 1996 Kids First! Oakland Children's Fund) Establishing The Kids First! Oakland Children's Fund As Approved By The Passage Of The 1996 Kids First! Voter Initiative Measure K**

Attached is a report and resolution from the Oakland Fund for Children Youth Planning and Oversight Committee (POC). Department of Human Services staff and a representative from the POC will be available to answer questions.

Respectfully submitted,



ANDREA YOUNGDAHL
Director, Department of Human Services

Attachments

FORWARDED TO THE
LIFE ENRICHMENT COMMITTEE:



OFFICE OF THE CITY ADMINISTRATOR

Item: _____
Life Enrichment Committee
April 8, 2008

D. Bialosky
City Attorney

OAKLAND CITY COUNCIL

2008 MAR 27 AM 10:05

RESOLUTION No. _____ C.M.S.

RESOLUTION TO REAUTHORIZE AND EXTEND AN AMENDMENT OF THE CHARTER OF THE CITY OF OAKLAND (ARTICLE XIII SECTION 1300 ADDED BY: STATS. NOVEMBER 1996 KIDS FIRST! OAKLAND CHILDREN'S FUND) ESTABLISHING THE KIDS FIRST! OAKLAND CHILDREN'S FUND AS APPROVED BY THE PASSAGE OF THE 1996 KIDS FIRST! VOTER INITIATIVE MEASURE K

WHEREAS, the charter amendment entitled "Kids First! Oakland Children's Fund" was established by majority approval of the voters of the Measure K Kids First! Initiative in the General Municipal Election on November 5, 1996; and

WHEREAS, the charter amendment establishes a fund to help young people grow to become healthy, productive and honorable adults; and

WHEREAS, the amendment requires that two and one-half percent of the City of Oakland's annual unrestricted general fund revenues shall be set-aside for the Fund, and appropriated as specified in the amendment along with any interest earned on the fund and amounts unspent or uncommitted by the fund at the end of any fiscal year; and

WHEREAS, the charter amendment is subject to approval in its entirety by vote of the Council; and

WHEREAS, the charter amendment may be extended for an additional twelve years beginning July 1, 2009 by a simple majority vote of the City Council according to the provision of the charter amendment; now, therefore, be it

RESOLVED: That the City Council of the City of Oakland does hereby approve the extension of the amendment and the reauthorization of Kids First! consistent with the provisions of the amendment; and be it

FURTHER RESOLVED: Further resolved that the charter amendment text shall be updated consistent with the provisions of the amendment; and be it

FURTHER RESOLVED: that the City Clerk and City Administrator are hereby authorized and directed to take any and all actions necessary to extend the amendment.

IN COUNCIL, OAKLAND, CALIFORNIA, _____, 2008

PASSED BY THE FOLLOWING VOTE:

AYES- BROOKS, BRUNNER, CHANG, KERNIGHAN, NADEL, QUAN, REID, and
PRESIDENT DE LA FUENTE

NOES-

ABSENT-

ABSTENTION-

ATTEST: _____
LATONDA SIMMONS
City Clerk and Clerk of the Council



April 8, 2008

Life Enrichment Committee
Oakland, CA

Dear Chairperson Chang and Members of the Committee:

RE: Resolution To Reauthorize And Extend An Amendment Of The Charter Of The City Of Oakland (Article XIII Section 1300 Added By: Stats. November 1996 Kids First! Oakland Children's Fund) Establishing The Kids First! Oakland Children's Fund As Approved By The Passage Of The 1996 Kids First! Voter Initiative Measure K

SUMMARY

The report recommends the approval of a resolution to reauthorize and extend Article XIII of the Charter of the City of Oakland establishing the Kids First! Oakland Children's Fund. Kids First! will complete the twelfth and final year of funding on 2008-2009. In accordance with the original Kids First! voter initiative Measure K, the amendment may be extended for an additional twelve years beginning July 1, 2009, by a simple majority vote of the City Council. Approval of the resolution will extend Kids First! through 2021.

FISCAL IMPACT

Approval of the resolution will continue the mandated annual 2.5% set-aside of unrestricted general fund revenues for delivery of direct services for children and youth through the Oakland Fund for Children and Youth, Fund 1780. The approval of the resolution establishes the revenue source for the Oakland Fund for Children and Youth for an additional 12 years. The amount of the revenue amount for Kids First! is \$10.1 million in FY07-08 and \$10.5 million in FY08-09.

Approval of the resolution will continue the provision requiring a base level of City general fund expenditures for children and youth. The base level of spending is established by the City Auditor based on the year FY1995-96, and adjusted annually.

BACKGROUND

The Kids First Children's Fund (now known as the Oakland Fund for Children and Youth or OFCY) was established by the Measure K Kids First! Initiative, which was passed by Oakland voters in the general municipal election on November 5, 1996. The successful ballot initiative is incorporated as an amendment to the Oakland City Charter (Article XIII).

Item: _____
Life Enrichment Committee
April 8, 2008

KEY ISSUES AND IMPACTS

Oakland Fund for Children and Youth Retrospective and Impact

Over the last ten years, the OFCY has affected the lives of thousands of Oakland children and youth by funding services designed to complement the efforts of families, schools, and community providers engaged in positive youth development. In the first three years of grant-making approximately \$9 million was spent on direct services for children through Kids First! Data on OFCY programs is less available for the first three years. There were intensive efforts during the early years to establish an effective community participation process and oversight committee, build administrative capacity, and develop the first strategic plan.

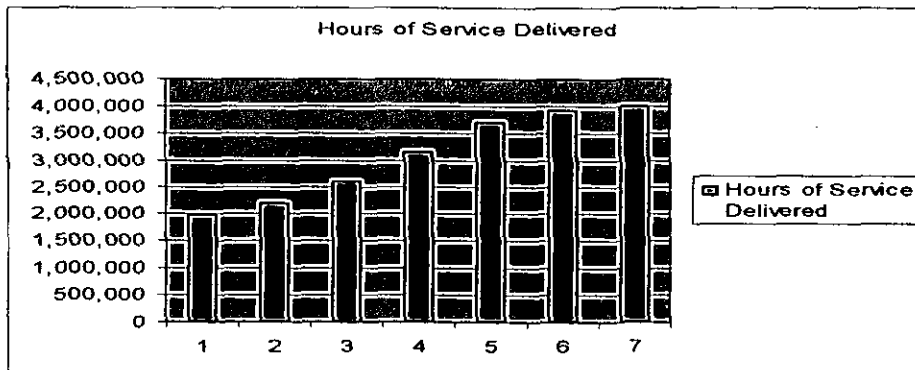
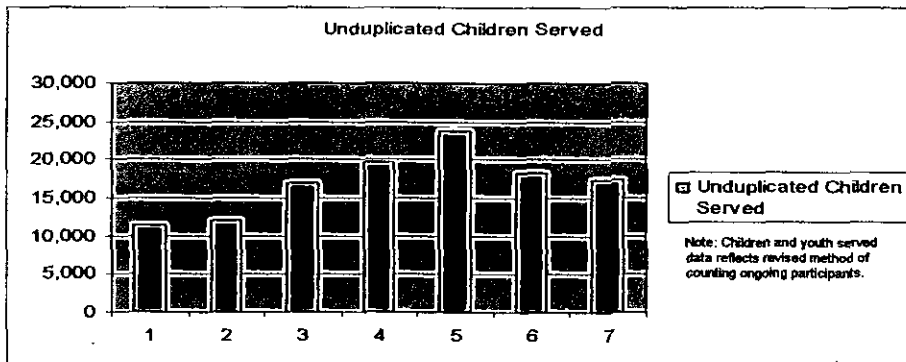
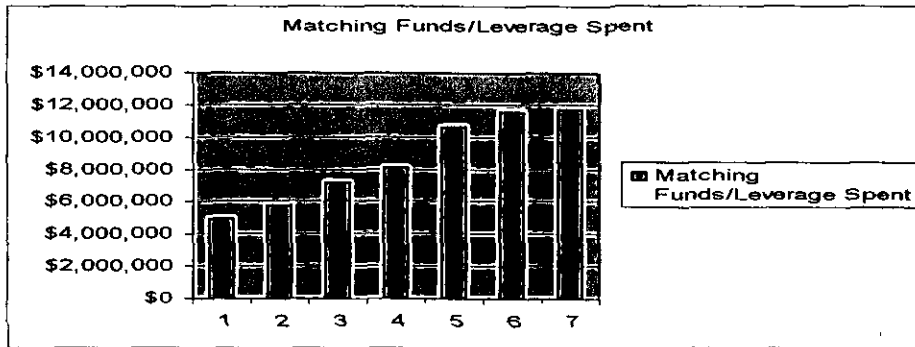
Through the years, the City's investment in OFCY has changed the community landscape by expanding and strengthening organizations' capacity to seek funding and implement the Kids First! vision of supporting the success of young people. Appendix D of the OFCY Final Evaluation Report 2006-07, entitled "Seven-Year Retrospective of OFCY Services to the Youth of Oakland", is included as Attachment I. The table shows data compiled on 99 community-based organizations over the past seven years (2001-2007).

OFCY's effect of stimulating investment in Oakland children and youth from private and other public agencies is also well documented. The City's contribution of general fund dollars has dramatically increased the number of youth exposed to enrichment and learning opportunities as well as services that support the physical, mental, and social well-being of young people. The charts below provide data from the most recent final evaluation representing the growth in service hours, number of children and youth served, and matching dollars leveraged from other private and public agencies.

According to the OFCY Final Evaluation 2006-2007, "Measure K was approved as a long-term investment to measurably improve the lives of children and youth in Oakland." OFCY's Strategic Plan identifies key population indicators used to assess the degree of progress made toward achieving the desired results in the plan. These population results are an indicator of the community's general well-being or how well Oakland's children and youth are doing. "OFCY programs influence these results along with the efforts of other community partners and agencies." The trends identified in the report illuminate what happens when community resources are focused on improving conditions for children and youth. While OFCY's impact is not isolated, the trends in key population indicators provide feedback that the investment is both worthy and continues to be needed. Overall, about two-thirds of the OFCY population indicators for children and youth are continuing to improve or moving in a good direction.

Item: _____
Life Enrichment Committee
April 8, 2008

OFCY Funded Services Over Time							
	FY2000-2001	FY2001-2002	FY2002-2003	FY2003-2004	FY2004-2005	FY2005-2006	FY2006-2007
Total Funds Spent	\$6,463,174	\$6,786,340	\$7,712,464	\$7,819,203	\$9,382,274	\$9,610,064	\$10,669,672
Unduplicated Children Served	11,411	12,134	16,971	19,701	23,818	18,285	17,291
Hours of Service Delivered	1,998,486	2,200,521	2,613,414	3,155,788	3,719,594	3,914,876	4,001,770
Matching Funds/Leverage Spent	\$4,977,497	\$5,844,876	\$7,239,644	\$8,081,022	\$10,653,539	\$11,600,646	11,791,447



Reauthorization Process

A reauthorization in effect extends or reapproves a law that is time-limited. Per the charter amendment, the Measure K Initiative may be extended for an additional twelve years beginning July 1, 2009 by a simple majority vote of the City Council. If the City Council does not extend the Measure by a simple majority vote then the City Council must place the question on the November 2008 ballot for a vote of the electorate. To reauthorize the measure now, and adhering to the Charter, the Council would need to pass a resolution extending the measure through at least June 30, 2021.

If the Council does not reauthorize the measure by resolution, the Council must take action to submit the original ballot measure for approval by the voters in the upcoming general municipal election on November 4, 2008. Council action on this item should occur by July 15th in order to submit the resolution with the Alameda County Registrar of Voters by August 8th for inclusion in the November 4th general election.

Review and Recommendation of the Planning and Oversight Committee

The Planning and Oversight Committee discussion of the reauthorization process included concerns about clarifications or improvements needed in the original Measure K legislation. Specifically, the current language is vague regarding the definition of revenues to be used in the allocation of Kids First! funding. After review by City Attorney, the Council approved the use of "adjusted" revenues thereby addressing this concern. Secondly, Measure K's authors intended that the additional Kids First! (OFCY) funds would be used to increase total expenditures for children and youth services. The charter amendment includes language establishing the base amount of general fund spending as the 1995/96 level of expenditures (exclusive of Measure K funding). The City Attorney has recently clarified that the base spending amount is to be adjusted yearly by the percentage increase or decrease in City appropriations.

The Kids First! funding allocation formula requires that 92% of funds be expended on direct services, 5% on administration, and 3% on evaluation of program and operations. The 5% cap on administrative spending effectively limits administrative operations and non-direct services such as grant monitoring, technical assistance, planning, community education and communications.

Lastly, the measure states that appropriations in the fiscal year will be awarded for use during the calendar year. OFCY's program operations are necessarily aligned with City fiscal operations and those of most community agencies, conducted on an annual year basis from July 1 to June 30th.

The OFCY Planning and Oversight Committee considered these concerns, as well as input from the public, a coalition of youth organizations advocating for Kids First!, and presentations from

Item: _____
Life Enrichment Committee
April 8, 2008

staff, and strongly recommends that the Oakland City Council approve the reauthorization and extension of the Kids First! Charter Amendment “as is” by majority vote of the Council.

PROGRAM DESCRIPTION

The Planning and Oversight Committee (POC) provides citizen oversight and has key responsibilities related to the administration and evaluation of OFCY. The POC:

- Conducts the strategic planning process and prepares strategic plans
- Develops funding policies and priorities and approves the release of the grant-making RFP
- Approves or disapproves individual grant proposals
- Oversees the evaluation of OFCY
- Provides youth and community representation in OFCY decision-making

Strategic Focus

The Oakland Fund for Children and Youth adopts a strategic approach to the City Council Goal to “Ensure that all Oakland children and seniors have an opportunity to be successful”. The fund addresses school-readiness and the mental, emotional, and social health of young children, expands enrichment and learning in school and community based after school and summer programs, and targets internship, career and college readiness, and leadership programs for older youth to address the gaps in achievement and high drop-out rate of Oakland’s students. The fund has increased focus on stimulating summer enrichment opportunities and leveraging the efforts of public and private agencies to improve the health of all of Oakland’s young people.

OFCY supports the efforts of public and community based agencies throughout Oakland and has 109 contracted programs in 2007-2008. State, county and local dollars are leveraged through grants in partnership with youth serving public agencies such as Alameda County Health Care Services Agency, City of Oakland departments, and the Oakland Unified School District. Attachment 2 highlights the 2006-2008 strategies and programs.

SUSTAINABLE OPPORTUNITIES

OFCY, through its distribution of funds and services, has considerable impact on economic and social equity opportunities in Oakland communities. The funds, when leveraged with other state, federal, and private funding services generate expanded services and increase the capacity of organizations to sustain services over time. OFCY’s stated vision promotes caring and success for every child in Oakland. The grants expand activities that promote social equity in high need communities throughout Oakland, and often include opportunities for environmental education for children and youth.

Item: _____
Life Enrichment Committee
April 8, 2008

DISABILITY AND SENIOR CITIZEN ACCESS

This report has no immediate impact on disability and senior access. OFCY provides targeted services to children at risk of development delays, and includes programs for children with physical, learning, and sensory disabilities.


RECOMMENDATION(S) AND RATIONALE

The Measure K/Kids First! legislation provides for the extension of Measure K by majority vote of the Oakland City Council for an additional twelve years. By approval of the resolution, the City Council continues the City's commitment and long-term investment in the well-being and success of thousands of Oakland children.

ACTION REQUESTED OF THE CITY COUNCIL

The Planning and Oversight Committee recommends that the City Council approve the resolution to reauthorize and extend the amendment to the City Charter establishing the Kids First! Children's Fund (Article XIII).

Respectfully submitted,



RENATO ALMANZOR
Co-Chairperson
OFCY Planning and Oversight Committee



ISAIAH TONEY
Co-Chair Person
OFCY Planning and Oversight Committee

ATTACHMENTS:

- I. Kids First FY07-08 Interim Evaluation Report Appendix D (17 pages)
- II. Kids First FY 06-08 Highlights of Strategies & Programs (5 pages)
- III. November 27, 2007 Report with Timeline from City Attorney's Office (2 pages)
- IV. Kids First Charter Amendment (4 pages)

Item: _____
Life Enrichment Committee
April 8, 2008

Appendix D

A Six-Year Retrospective of OFCY Services to the Youth of Oakland⁶

The following tables present how 99 community-based organizations (CBOs) performed over the past six years using OFCY funding to serve the youth of Oakland. While the Kids First Initiative was passed in 1996, CCPA's evaluation of the organizations providing services did not start until January 2001. Beginning with our first annual report in August 2001, we tracked the performance of all organizations receiving OFCY funding across the years. Our annual reports are available in PDF format on the official OFCY website. Last year we decided to summarize how well OFCY-funded organizations are performing in easy-to-read summary tables for the entire period. This year we are adding the sixth year of results and breaking out most of the programs that were combined under one umbrella agency, such as East Bay Agency for Children. Results by umbrella agency are still included.

We collected data about 141 different service organizations during this six-year period. We defined them as distinct if they operated a program that served different populations of youth or parents, even from the same location or for the same oversight agency. However, we tracked name changes and noted the change in the tables below, so those of you who remember the good old days can see how things do change and stay the same simultaneously. For example, the Oakland Ready to Learn program was funded in 2002 and run by BANANAS. It was funded for two more years and called Smart Start. Then, the program name was changed to Family University. Despite the program name changes, the same basic service approach was employed. So, we treated this program as one organization in our retrospective. The East Bay Asian Youth Center has operated one or more programs every year, usually at different schools. Even though the programs shifted locations, we included a row in the tables for the combined EBAYC programs. We focused on 15 indicators, covered in the following tables in this same order: expenditure of OFCY funds, total spending, number of youth served, total hours of service, hours of service per customer, cost per hour in OFCY funds, total cost per hour, cost per customer in OFCY funds, total cost per customer, youth satisfaction with services, parent satisfaction with services, customer's asset development service productivity (average change), customer's report of agency-specific changes (service productivity), consistency of agency-targeted change due to services across customers (service quality), and overall level of service performance (out of 1000 points). Because there was about a 2.5 to 3.0 percent annual rate of inflation, based on the Consumer Price Index, the dollar amounts were adjusted to be equivalent to 2007 dollars.

Forty-three organizations were excluded because they provided services for only one year. Across six years (the 10 organizations that provided services only in 2007 may repeat, so 2007 is not included), this makes the average number of organizations not continuing 5.8 per year. The

⁶ CCPA wishes to thank Councilwoman Jane Brunner for the recommendation as to the value of a seven-year retrospective on OFCY services.

total number of recipients funded by year was: 2001-33, 2002-46, 2003-53, 2004-60, 2005-81, 2006-81, and 2007-78. In order to estimate how well similar programs being coordinated across locations performed, we combined data across locations, either by summing totals, or averaging mean scores (converting first to totals whenever possible, then dividing again by the number of youth served). The number of years of funding by organization described in this appendix were: 7 years—10, 6 years—13 organizations, 5 years—14 organizations, 4 years—10 organizations, 3 years—34 organizations, and 2 years—16 organizations.

As the following tables clearly illustrate, the organizations followed for this six-year period varied widely in number of years receiving funding and in their operations, specifically, the effort they expended, the effects they caused for their customers, and their overall performance. To better understand what happened to all of the organizations, we calculated the median score for all organizations with data by year for each indicator. The median refers to the organization performing in the middle of the list, the one between the two halves of the group of organizations. The last table summarizes what happened to the median organization for this six-year period. OFCY spending decreased while total spending rose. This discrepancy is consistent with increasing the leveraging of OFCY funding each year. The number of customers served increased for the first three years then declined. The hours of service increased rapidly for the first three years, declined in 2004, then began increasing again. The hours of service per customer increased except for FY2004. The cost per hour of service was higher in FY2002 for both OFCY expenditures and total expenditures than in other years. For OFCY and total expenditures, the cost per hour has declined steadily since FY2002. The pattern of change in indicators of effect and performance is obvious. Youth satisfaction, service productivity, service quality, and overall performance have all increased year after year for the median organization. Interestingly, parent satisfaction has decreased every year. Are their expectations increasing?

We regret any incorrect organizational linkages, either by omission or commission. In the brief span of time available for producing our sixth annual report, we did our best to make this retrospective accurate and informative, notwithstanding the many changes in organizations and programs occurring over the years. We hope this overview helps each organization to see more clearly how they are doing and what their trends in performance are.

Note to Reader: In the final report in September of 2008 will provide data for the seventh year.

OFCY Spending						
AGENCY	FY2002	FY2003	FY2004	FY2005	FY2006	FY2007
Ala Costa Center After School				\$95,484	\$102,328	\$100,000
Alameda County Health Care Foundation	\$24,273			\$60,912	\$68,841	\$100,000
ASCEND School				\$328,004	\$102,328	\$200,000
Asian Community Mental Health Services	\$180,758	\$180,390	\$181,731	\$182,224	\$255,820	\$200,000
Asian Health Services			\$80,716	\$104,128		
Attitudinal Healing Connection			\$51,923	\$52,064		
BACR - Bay Area Community Resources/Lincoln Center 2-7 programs		\$154,621	\$155,757	\$739,232	\$794,165	\$869,858
BACR - Emerson w/Peralta in 2007, w/MLK in 2005				\$228,859	\$111,077	\$200,000
BACR - Hoover ASP Kids Rock				\$106,094	\$102,328	\$150,000
BACR - Madison ASP				\$91,768	\$147,352	\$120,000
BACR - Martin Luther King ASP- Unity of Dreams					\$106,981	\$119,858
BACR - Santa Fe Shooting Stars					\$79,811	\$130,000
BACR - Stonehurst High Hopes ASP				\$136,705	\$147,352	\$150,000
Bay Area Outreach & Recreation Program (BORP)		\$49,968	\$41,538	\$41,651	\$40,461	\$40,000
Bay Area SCORES				\$51,939	\$58,839	\$150,193
Boys-n-Girls Club of Oakland			\$103,846	\$104,128	\$117,677	
Bret Harte Middle School ASP	\$365,386	\$300,745	\$259,616	\$260,321	\$255,820	\$200,000
Center For Youth Development Through Law			\$36,346	\$36,445		
CHALK	\$82,508	\$118,029				
Change Thru Xanthos		\$202,015	\$181,731	\$182,224	\$179,074	\$162,876
Community Health Academy	\$258,226	\$309,242	\$207,692	\$208,256		
Dimensions Dance Theater	\$25,823	\$36,078	\$51,923	\$52,064	\$58,839	\$84,300
Discovery Center	\$180,758	\$203,226	\$246,657	\$182,223	\$179,074	\$175,974
DiversityWorks	\$51,625	\$58,859	\$77,864	\$78,096	\$76,746	
Donald P. McCullum Youth Court	\$112,369	\$102,960	\$103,846	\$101,115	\$117,677	
East Bay Agency for Children 1-2 programs		\$154,621	\$155,769	\$260,321	\$278,844	\$275,000
East Bay Agency for Children - Hawthorne ASP				\$159,141	\$176,516	\$175,000
East Bay Agency for Children-Sequoia ASP				\$106,094	\$102,328	\$100,000
East Bay Asian Youth Center 1-5 programs	\$489,429	\$409,711	\$412,755	\$580,918	\$570,875	\$756,592
East Bay Asian Youth Center- Franklin ASP				\$77,019	\$74,285	\$127,322
East Bay Asian Youth Center-Garfield ASP				\$184,727	\$178,171	\$140,637
East Bay Asian Youth Center-Manzanita ASP				\$106,094	\$102,328	\$163,508
East Bay Asian Youth Center-Roosevelt ASP				\$224,043	\$216,091	\$200,000
East Bay Conservation Corps 1-2 programs				\$106,094	\$248,053	\$250,000
East Bay Conservation Corps - Claremont SAFE				\$106,094	\$102,328	\$100,000
East Bay Conservation Corps-Charter School					\$145,725	\$150,000
East Oakland Boxing Association	\$50,612	\$51,540	\$72,692	\$72,890	\$74,899	\$80,000
East Oakland Comm. HS - Avenues Project					\$153,491	\$150,000
Eastside Arts Alliance 1-3 Programs		\$51,267	\$77,885	\$124,954	\$194,442	\$100,000
Elmhurst Middle School ASP					\$144,874	\$188,092
Even Start		\$92,773	\$93,462	\$93,715	\$105,910	\$175,000
Family Bridges Learning Center						
Family Violence Law Center			\$48,794	\$48,927	\$49,845	
Foster Youth Alliance	\$413,162	\$388,924	\$395,551	\$286,827	\$456,410	\$171,136
GIRLS	\$108,190	\$108,235	\$109,039	\$109,335	\$123,536	\$163,530
Global Education Partnership	\$118,548		\$98,493	\$96,755	\$105,704	\$150,000
Hearing Society-Oakland Deaf & Hard of Hearing Youth	\$214,496	\$144,845				
Kids First		\$77,311	\$77,885	\$65,284	\$78,432	\$13,422
La Clinica De La Raza-Teens & Tots		\$173,478	\$178,757	\$81,220	\$9,532	\$175,000
La Clinica De La Raza-Youth Brigade	\$180,758	\$83,830	\$81,000	\$178,242	\$88,576	\$92,209
Leo Family-Even Start	\$135,497	\$91,801	\$54,806		\$179,074	\$142,930
Leadership Excellence Summer Program			\$51,773	\$52,064	\$36,633	\$127,300
Leadership Excellence-Youth Leadership	\$51,499	\$30,770	\$77,647	\$77,795	\$87,889	
Mandela Arts Center	\$51,640	\$51,540				
Marcus A. Foster Smart Start & Oakland Ready to Learn	\$180,758	\$216,470	\$259,616	\$259,049		
Marcus A. Foster-Children & Youth		\$103,081	\$103,846	\$104,128	\$102,181	
Melrose Leadership Academy		\$180,391	\$181,731	\$182,224	\$179,072	
Museum of Children's Art-Project Yield	\$180,758	\$180,391	\$181,731			
Native American Health Center	\$399,738	\$412,323	\$311,539	\$282,124	\$236,094	\$167,029
New Hope			\$51,923	\$52,064	\$58,839	
Next Step Learning Center				\$39,773	\$44,948	\$51,859
North Oakland Community Charter School			\$46,731	\$46,858		
Oakland Midnight Basketball- Oakland Police Department						
Oakland Parks and Rec. - Magnet Inclusion Center			\$62,121	\$62,477	\$83,414	\$105,000
Oakland Public Library	\$181,864	\$180,391	\$181,731			
OASES 1-3 programs	\$59,702	\$78,340	\$181,731	\$426,212	\$469,685	\$455,000
OASES Lincoln ASP/LEAP				\$210,066	\$202,610	\$200,000
OASES SOAR Career & College Readiness				\$22,644	\$72,652	\$55,000
OASES-Westlake ASP				\$201,548	\$194,423	\$200,000
OBUGS		\$51,437	\$77,781	\$77,992	\$76,746	\$100,000
Opera Piccola 1-2 programs	\$51,644		\$76,846	\$182,224	\$179,720	\$274,512
Opera Piccola - ArtGate Advance					\$79,570	\$77,392
Opera Piccola - BACR-Sankota Academy ASP					\$102,328	\$172,125
Operation Dignity/Henry Robinson	\$87,022	\$103,081				
OYC - Oakland Youth Chorus 1-3 programs	\$180,747	\$180,391	\$103,431	\$312,385	\$322,333	\$450,000
OYC - Basic Program (Encompass Academy in 2007)				\$106,094	\$117,677	\$100,000
OYC - Fruitvale ASP				\$212,188	\$204,656	\$200,000
Pacific News Services-Beat With-In			\$77,885	\$78,096	\$88,258	
Parental Stress Services			\$252,438	\$125,381	\$147,095	\$192,619
Prescott Circus	\$51,645	\$69,064	\$77,885	\$283,748	\$209,773	\$206,000
Project Re-Connect	\$171,343	\$51,540		\$104,024	\$117,618	\$164,938
SMAAC	\$180,035	\$257,702	\$310,026	\$312,385	\$179,074	
Spanish Speaking Citizens' Foundation	\$180,758	\$193,275	\$179,883	\$112,308	\$223,809	\$200,000
Spanish Speaking Unity Council				\$52,064	\$82,777	
Sports4Kids	\$222,292	\$231,932	\$181,731	\$182,224	\$179,074	\$175,000
The Link to Children-Reduction of Violence					\$60,324	\$74,160
The Mentoring Center		\$143,935		\$104,128	\$204,656	
Through The Looking Glass				\$45,863	\$52,955	\$70,999
Urban Promise Academy				\$70,796	\$74,188	\$200,000
Volunteer Center and Force for Change	\$258,221	\$297,922	\$213,385			
West Oakland Community School-Extended Day Program	\$116,512	\$116,142				
YMCA of the East Bay				\$104,128	\$102,328	\$199,289
Young Women United For Oakland/Tides Center	\$64,350	\$63,018				
Youth Alive	\$179,319	\$180,360	\$103,846	\$104,128	\$117,677	\$150,000
Youth Employment Partnership	\$179,720	\$178,164	\$181,322	\$181,814	\$178,991	\$174,919
Youth Sounds ARC Associates			\$51,923	\$52,064	\$58,839	\$148,000
Youth Together	\$180,759	\$326,473	\$332,308	\$312,385	\$308,984	\$200,000
Median Organization	\$179,519	\$144,845	\$103,846	\$106,094	\$117,648	\$163,192

NOTE: Consumer Price Index used to adjust prior year dollars to 2007 dollar-equivalents.

AGENCY	Total Funds Expended						
	FY2001	FY2002	FY2003	FY2004	FY2005	FY2006	FY2007
Ala Costa Center After School					\$1,004,002	\$1,262,053	\$1,217,404
Alameda County Health Care Foundation		\$32,373			\$155,148	\$129,471	\$181,886
ASCEND School					\$781,095	\$234,137	\$388,725
Asian Community Mental Health Services	\$199,414	\$426,509	\$546,154	\$547,470	\$666,677	\$683,280	\$634,750
Asian Health Services				\$101,334	\$286,353		
Attitudinal Healing Connection				\$167,866	\$115,013		
BACR - Bay Area Community Resources/Lincoln Center 2-7 programs	\$67,115		\$259,848	\$316,297	\$1,668,640	\$1,669,421	\$1,978,118
BACR - Emerson w/Peralta in 2007, w/MLK in 2005					\$502,679	\$256,065	\$329,317
BACR - Hoover ASP Kids Rock					\$363,027	\$427,672	\$614,002
BACR - Madison ASP					\$182,313	\$208,473	\$242,908
BACR - Martin Luther King ASP- Unity of Dreams						\$237,468	\$240,164
BACR - Santa Fe Shooting Stars						\$174,329	\$288,500
BACR - Stonehurst High Hopes ASP					\$238,152	\$215,143	\$263,227
Bay Area Outreach & Recreation Program (BORP)			\$81,025	\$75,808	\$64,039	\$82,768	\$83,424
Bay Area SCORES					\$144,613	\$171,400	\$234,780
Boys-n-Girls Club of Oakland				\$258,089	\$291,788	\$438,324	
Bret Harte Middle School ASP	\$448,681	\$605,952	\$400,994	\$350,481	\$520,998	\$569,522	\$453,822
Center For Youth Development Through Law				\$116,376	\$121,657		
CHALK		\$191,054	\$319,705				
Change Thru Xanthos			\$535,483	\$621,227	\$436,408	\$498,850	\$555,431
Community Health Academy	\$249,287	\$297,947	\$350,521	\$235,385	\$276,299		
Dimensions Dance Theater		\$51,645	\$128,795	\$168,044	\$179,192	\$178,141	\$199,260
Discovery Center	\$174,195	\$273,054	\$291,722	\$343,638	\$303,801	\$283,416	\$295,103
DiversityWorks		\$73,448	\$101,844	\$113,823	\$122,101	\$105,562	
Donald P. McCullum Youth Court		\$208,121	\$540,855	\$376,583	\$256,232	\$402,269	
East Bay Agency for Children 1-2 programs			\$213,057	\$216,375	\$431,091	\$521,729	\$429,544
East Bay Agency for Children - Hawthorne ASP					\$222,797	\$311,587	\$238,494
East Bay Agency for Children-Sequoia ASP					\$216,431	\$210,142	\$181,050
East Bay Asian Youth Center 1-5 programs	\$447,741	\$1,345,671	\$738,590	\$902,573	\$979,583	\$1,294,887	\$1,637,716
East Bay Asian Youth Center- Franklin ASP					\$127,154	\$223,472	\$357,534
East Bay Asian Youth Center-Garfield ASP					\$327,053	\$360,259	\$328,853
East Bay Asian Youth Center-Manzanita ASP					\$161,408	\$248,517	\$266,945
East Bay Asian Youth Center-Roosevelt ASP					\$382,458	\$482,638	\$509,158
East Bay Conservation Corps 1-2 programs					\$223,701	\$459,790	\$508,120
East Bay Conservation Corps - Claremont SAFEE					\$223,701	\$210,905	\$212,780
East Bay Conservation Corps-Charter School						\$248,884	\$293,340
East Oakland Boxing Association		\$86,618	\$208,100	\$223,747	\$264,480	\$251,058	\$372,412
East Oakland Comm. HS - Avenues Project						\$251,726	\$220,400
Eastside Arts Alliance 1-3 Programs			\$78,108	\$137,866	\$207,659	\$358,997	\$160,000
Elmhurst Middle School ASP						\$214,828	\$345,225
Even Start			\$582,532	\$597,309	\$431,466	\$468,410	\$443,117
Family Bridges Learning Center	\$96,787	\$125,432					
Family Violence Law Center				\$65,008	\$158,927	\$66,460	
Foster Youth Alliance	\$431,275	\$1,032,905	\$837,995	\$821,318	\$645,119	\$917,938	\$684,612
GIRLS		\$181,513	\$200,014	\$201,839	\$241,260	\$248,592	\$307,620
Global Education Partnership	\$97,066	\$122,220			\$128,657	\$148,819	\$177,334
Hearing Society-Oakland Deaf & Hard of Hearing Youth	\$245,848	\$329,895	\$218,381				
Kids First			\$192,885	\$207,871	\$187,982	\$277,730	\$143,742
La Clinica De La Raza-Teens & Tots			\$239,608	\$238,342	\$108,293	\$81,677	\$252,674
La Clinica De La Raza-Youth Brigade	\$199,414	\$385,585	\$102,088	\$108,000	\$238,989	\$119,555	\$128,961
Laos Family-Even Start		\$207,212	\$123,670	\$86,852		\$352,713	\$315,430
Leadership Excellence Summer Program				\$106,291	\$119,852	\$77,134	\$177,950
Leadership Excellence-Youth Leadership		\$134,131	\$52,545	\$157,282	\$150,685	\$184,735	
Mandela Arts Center		\$90,727	\$102,377				
Marcus A. Foster Smart Start & Oakland Ready to Learn	\$199,414	\$553,472	\$450,434	\$351,908	\$348,462		
Marcus A. Foster-Children & Youth			\$103,081	\$103,846	\$133,221	\$127,110	
Melrose Leadership Academy			\$281,807	\$271,208	\$294,162	\$338,181	
Museum of Children's Art-Project Yield	\$199,414	\$383,208	\$471,786	\$511,887			
Native American Health Center	\$447,522	\$699,232	\$678,412	\$683,450	\$524,134	\$447,146	\$335,601
New Hope				\$130,319	\$101,009	\$124,624	
Next Step Learning Center					\$91,325	\$102,335	\$119,629
North Oakland Community Charter School				\$84,065	\$83,887		
Oakland Midnight Basketball- Oakland Police Department	\$49,615		\$149,308				
Oakland Parks and Rec.- Magnet Inclusion Center				\$164,402	\$119,565	\$130,998	\$153,125
Oakland Public Library	\$198,899	\$788,277	\$468,193	\$349,973			
OASES 1-3 programs		\$119,404	\$155,651	\$540,794	\$1,047,354	\$899,275	\$870,718
OASES Lincoln ASP/LEAP					\$525,698	\$382,064	\$428,676
OASES SQAR Career & College Readiness					\$178,336	\$183,518	\$90,499
OASES-Westlake ASP					\$363,080	\$333,693	\$351,543
OBUGS			\$102,978	\$124,069	\$109,231	\$119,554	\$172,800
Opera Piccola 1-2 programs	\$49,853	\$89,363		\$102,826	\$288,754	\$351,217	\$417,909
Opera Piccola - ArtGate Advance					\$106,239	\$141,690	\$138,387
Opera Piccola - BACR-Sankota Academy ASP						\$209,527	\$279,522
Operation Dignity/Henry Robinson		\$158,610	\$371,748				
OYC - Oakland Youth Chorus 1-3 programs	\$199,412	\$304,387	\$232,961	\$140,296	\$452,300	\$471,664	\$672,915
OYC - Basic Program (Encompass Academy in 2007)					\$144,461	\$157,005	\$185,829
OYC - Fruitvale ASP					\$316,376	\$314,659	\$297,306
Pacific News Services-Beat With-In				\$111,918	\$118,350	\$138,284	
Parental Stress Services				\$403,803	\$338,469	\$526,167	\$542,619
Prescott Circus		\$121,658	\$151,637	\$197,331	\$369,128	\$392,379	\$358,241
Project Re-Connect	\$158,305	\$214,102	\$70,138		\$130,442	\$150,168	\$263,359
SMAAC	\$199,414	\$333,319	\$354,271	\$425,372	\$462,305	\$238,076	
Spanish Speaking Citizens' Foundation	\$199,147	\$248,023	\$359,894	\$316,594	\$151,809	\$465,769	\$303,028
Spanish Speaking Unity Council	\$188,751				\$110,787	\$161,500	
Sports4Kids		\$305,681	\$415,853	\$381,184	\$382,219	\$344,324	\$356,899
The Link to Children-Reduction of Violence						\$110,977	\$104,828
The Mentoring Center			\$318,554		\$561,498	\$308,984	
Through The Looking Glass					\$96,077	\$105,094	\$161,643
Urban Promise Academy					\$165,611	\$218,709	\$388,725
Volunteer Center and Force for Change	\$222,542	\$284,044	\$339,592	\$213,385			
West Oakland Community School-Extended Day Program	\$48,195	\$179,519	\$164,142				
YMCA of the East Bay					\$257,845	\$211,550	\$290,789
Young Women United For Oakland/Tides Center	\$64,810	\$251,793	\$123,271				
Youth Alive		\$224,149	\$225,451	\$181,731	\$235,945	\$202,098	\$248,587
Youth Employment Partnership	\$149,560	\$224,650	\$233,874	\$314,634	\$289,937	\$287,651	\$289,516
Youth Sounds ARC Associates				\$202,436	\$237,763	\$202,819	\$315,994
Youth Together		\$263,631	\$549,128	\$802,447	\$754,930	\$700,663	\$731,532
Median Organization	\$199,279	\$224,650	\$236,740	\$213,385	\$236,376	\$248,654	\$296,205

NOTE: Consumer Price Index used to adjust prior year dollars to 2007 dollar-equivalents.

AGENCY	Customers Served						
	FY2001	FY2002	FY2003	FY2004	FY2005	FY2006	FY2007
Ala Costa Center After School					75	108	106
Alameda County Health Care Foundation		24			924	509	742
ASCEND School					329	150	203
Asian Community Mental Health Services	415	333	315	377	414	456	309
Asian Health Services				276	679		
Attitudinal Healing Connection				145	213		
BACR - Bay Area Community Resources/Lincoln Center 2-7 programs	210		250	343	912	847	886
BACR - Emerson w/Peralta in 2007, w/MLK in 2005					214	78	226
BACR - Hoover ASP Kids Rock					113	158	157
BACR - Madison ASP					88	126	87
BACR - Martin Luther King ASP- Unity of Dreams						92	157
BACR - Santa Fe Shooting Stars						104	118
BACR - Stonehurst High Hopes ASP					169	162	141
Bay Area Outreach & Recreation Program (BORP)			32	31	36	25	28
Bay Area SCORES					175	223	252
Boys-n-Girls Club of Oakland				304	775	1002	
Bret Harte Middle School ASP	658	528	282	201	330	258	373
Center For Youth Development Through Law				99	114		
CHALK		76	58				
Change Thru Xanthos			85	134	116	431	330
Community Health Academy	89	341	478	341	442		
Dimensions Dance Theater		253	478	664	571	410	142
Discovery Center	292	487	391	394	310	328	339
DiversityWorks		340	309	295	605	212	
Donald P. McCullum Youth Court		243	688	348	213	180	
East Bay Agency for Children 1-2 programs			483	371	437	406	258
East Bay Agency for Children - Hawthorne ASP					342	318	175
East Bay Agency for Children-Sequoia ASP					95	88	83
East Bay Asian Youth Center 1-5 programs	489	719	938	1012	928	1044	1356
East Bay Asian Youth Center-Franklin ASP					170	266	310
East Bay Asian Youth Center-Garfield ASP					284	223	269
East Bay Asian Youth Center-Manzanita ASP					175	204	202
East Bay Asian Youth Center-Roosevelt ASP					299	351	399
East Bay Conservation Corps 1-2 programs					176	316	430
East Bay Conservation Corps - Claremont SAFEE					176	221	334
East Bay Conservation Corps-Charter School						95	96
East Oakland Boxing Association		419	357	459	482	505	493
East Oakland Comm. HS - Avenues Project						258	297
Eastside Arts Alliance 1-3 Programs			42	49	182	220	129
Elmhurst Middle School ASP						156	748
Even Start			111	116	114	124	44
Family Bridges Learning Center	72	90					
Family Violence Law Center				227	187	46	
Foster Youth Alliance	704	808	622	737	533	282	307
GIRLS		73	71	58	58	50	148
Global Education Partnership	22	383		112	142	155	149
Hearing Society-Oakland Deaf & Hard of Hearing Youth	191	293	226				
Kids First			77	123	156	208	339
La Clinica De La Raza-Teens & Tots			453	465	618	559	800
La Clinica De La Raza-Youth Brigade	507	455	84	48	41	39	49
Lao Family-Even Start		97	55	50		280	64
Leadership Excellence-Summer Program				184	98	59	122
Leadership Excellence-Youth Leadership		118	60	95	128	150	
Mandela Arts Center		230	382				
Marcus A. Foster Smart Start & Oakland Ready to Learn	1676	472	2273	3887	3910		
Marcus A. Foster-Children & Youth			280	342	550	286	
Melrose Leadership Academy			111	165	194	204	
Museum of Children's Art-Project Yield	380	178	184	173			
Native American Health Center	603	318	385	353	382	315	275
New Hope				111	107	124	
Next Step Learning Center					166	159	148
North Oakland Community Charter School				40	49		
Oakland Midnight Basketball- Oakland Police Department	101		48				
Oakland Parks and Rec.- Magnet Inclusion Center				87	74	97	192
Oakland Public Library	793	975	678	363			
OASES 1-3 programs		301	332	684	975	719	572
OASES Lincoln ASP/LEAP					183	183	182
OASES SOAR Career & College Readiness					194	219	39
OASES-Westlake ASP					598	317	351
OBUGS			250	174	345	391	452
Opera Piccola 1-2 programs	245	176		441	281	377	241
Opera Piccola - ArtGate Advance					152	258	92
Opera Piccola - BACR-Sankota Academy ASP						119	149
Operation Dignity/Henry Robinson		148	222				
OYC - Oakland Youth Chorus 1-3 programs	202	236	302	394	523	354	377
OYC - Basic Program (Encompass Academy in 2007)					295	177	119
OYC - Fruitvale ASP					228	177	100
Pacific News Services-Beat With-In				332	85	75	
Parental Stress Services				460	314	1146	751
Prescott Circus		165	179	231	448	281	212
Project Re-Connect	126	140	86		80	78	83
SMAAC	951	697	320	599	979	814	
Spanish Speaking Citizens' Foundation	189	203	302	182	111	211	231
Spanish Speaking Unity Council	38				31	94	
Sports4Kids		842	885	1218	963	872	829
The Link to Children-Reduction of Violence						42	53
The Mentoring Center			17		134	89	
Through The Looking Glass					69	61	92
Urban Promise Academy					109	99	139
Volunteer Center and Force for Change	15	8	97	97			
West Oakland Community School-Extended Day Program	50	47	49				
YMCA of the East Bay					109	120	272
Young Women United For Oakland/Tides Center	693	8	109				
Youth Alive		96	75	49	182	53	47
Youth Employment Partnership	90	10	1351	173	146	166	153
Youth Sounds ARC Associates				59	187	100	155
Youth Together		118	512	554	537	662	424
Median Organization	228	236	265	231	191	206	203

AGENCY	Hours of Service						
	FY2001	FY2002	FY2003	FY2004	FY2005	FY2006	FY2007
Ala Costa Center After School					78,688	75,930	90,385
Alameda County Health Care Foundation		1,816			13,038	13,716	15,647
ASCEND School					132,326	59,304	97,956
Asian Community Mental Health Services	27,408	48,611	79,223	84,037	79,843	80,395	60,572
Asian Health Services				8,337	9,532		
Atitudinal Healing Connection				24,240	17,516		
BACR - Bay Area Community Resources/Incoln Center 2-7 programs	47,886		90,955	91,140	332,029	315,568	413,855
BACR - Emerson w/Peralta in 2007, w/MLK in 2005					48,459	32,871	115,488
BACR - Hoover ASP Kids Rock					87,477	85,205	73,782
BACR - Madison ASP					22,447	32,062	40,639
BACR - Martin Luther King ASP- Unity of Dreams						26,454	43,383
BACR - Santa Fe Shooting Stars						58,267	65,552
BACR - Stonehurst High Hopes ASP					40,592	44,207	75,011
Bay Area Outreach & Recreation Program (BORP)			2,849	3,938	2,864	2,708	3,852
Bay Area SCORES					21,410	21,836	39,586
Boys-n-Girls Club of Oakland				23,648	77,321	194,099	
Bret Harte Middle School ASP	111,349	54,970	58,420	71,158	67,930	71,114	67,952
Center For Youth Development Through Law				6,897	6,180		
CHALK		14,717	22,264				
Change Thru Xanthos			71,642	78,928	72,439	97,736	69,979
Community Health Academy	75,586	102,655	99,557	102,676	138,303		
Dimensions Dance Theater		20,360	56,419	63,608	63,650	57,732	45,045
Discovery Center	48,432	32,957	70,998	80,073	67,483	65,189	64,473
DiversityWorks		5,426	6,608	9,930	10,170	9,728	
Donald P. McCullum Youth Court		18,239	54,139	20,525	16,881	26,469	
East Bay Agency for Children 1-2 programs			41,837	36,250	73,894	82,300	91,224
East Bay Agency for Children - Hawthorne ASP					34,327	35,231	48,508
East Bay Agency for Children-Sequoia ASP					39,367	47,069	42,716
East Bay Asian Youth Center 1-5 programs	55,348	129,620	235,849	237,889	294,071	403,993	395,362
East Bay Asian Youth Center- Franklin ASP					51,693	109,706	135,750
East Bay Asian Youth Center-Garfield ASP					90,828	109,706	101,058
East Bay Asian Youth Center-Manzanita ASP					56,770	82,263	62,803
East Bay Asian Youth Center-Roosevelt ASP					94,980	102,318	77,312
East Bay Conservation Corps 1-2 programs					48,343	137,597	111,389
East Bay Conservation Corps - Claremont SAFEE					48,343	89,292	66,593
East Bay Conservation Corps-Charter School						48,305	44,796
East Oakland Boxing Association		88,769	76,959	97,829	100,249	142,477	120,239
East Oakland Comm. HS - Avenues Project						80,811	79,512
Eastside Arts Alliance 1-3 Programs			12,866	22,844	44,474	106,084	58,981
Elmhurst Middle School ASP						48,159	201,433
Even Start			62,440	61,491	77,440	81,557	54,546
Family Bridges Learning Center	19,607	73,884					
Family Violence Law Center				11,046	7,810	7,979	
Foster Youth Alliance	21,417	36,368	40,608	44,110	49,217	20,694	32,442
GIRLS		34,120	47,690	43,101	19,261	19,226	25,482
Global Education Partnership	59,612	81,817		31,954	30,957	31,752	36,091
Hearing Society-Oakland Deaf & Hard of Hearing Youth	11,306	12,934	8,311				
Kids First			20,272	15,084	18,801	21,441	22,952
La Clinica De La Raza-Teens & Tois			6,800	11,013	11,400	9,315	7,657
La Clinica De La Raza-Youth Brigade	6,079	12,842	16,380	16,989	11,001	15,330	12,723
Lao Family-Even Start		50,856	14,048	10,596		33,050	23,482
Leadership Excellence Summer Program				22,110	21,777	9,576	22,080
Leadership Excellence-Youth Leadership		51,760	8,942	14,997	14,791	19,329	
Mandela Arts Center		7,019	18,124				
Marcus A. Foster Smart Start & Oakland Ready to Learn	15,887	41,685	81,798	120,941	173,409		
Marcus A. Foster-Children & Youth			78,624	40,355	64,244	68,523	
Melrose Leadership Academy			50,393	84,341	83,549	90,339	
Museum of Children's Art-Project Yield	44,278	71,182	66,498	82,881			
Native American Health Center	84,157	153,047	159,353	136,294	131,545	106,815	66,442
New Hope				20,857	26,640	30,685	
Next Step Learning Center					35,827	38,131	34,977
North Oakland Community Charter School				27,659	28,052		
Oakland Midnight Basketball- Oakland Police Department	11,976		8,740				
Oakland Parks and Rec.- Magnet Inclusion Center				14,413	14,939	19,313	25,167
Oakland Public Library	62,866	297,335	65,180	43,039			
OASES 1-3 programs		75,325	88,004	124,756	162,741	169,022	172,651
OASES Lincoln ASP/LEAP					79,808	78,206	82,280
OASES SOAR Career & College Readiness					26,924	30,724	7,288
OASES-Westlake ASP					56,009	60,092	83,083
OBUGS			21,011	18,035	22,889	31,416	69,979
Opera Piccola 1-2 programs	4,479	8,039		18,357	53,748	48,319	82,031
Opera Piccola - ArtGale Advance					9,783	13,386	11,139
Opera Piccola - BACR-Sankota Academy ASP						32,933	70,892
Operation Dignity/Henry Robinson		21,867	19,686				
OYC - Oakland Youth Chorus 1-3 programs	10,010	29,420	35,243	27,914	126,393	126,289	165,827
OYC - Basic Program (Encompass Academy in 2007)					26,016	29,760	38,012
OYC - Fruitvale ASP					100,377	98,529	71,707
Pacific News Services-Beat With-In				7,000	6,902	10,122	
Parental Stress Services				19,108	11,924	35,478	43,931
Prescott Circus		19,238	23,298	30,725	70,241	70,335	57,427
Project Re-Connect	7,976	10,832	4,141		10,079	14,552	7,714
SMAAC	94,853	82,395	86,865	122,952	105,463	86,964	
Spanish Speaking Citizens' Foundation	21,810	33,682	50,353	39,953	27,607	63,278	35,251
Spanish Speaking Unity Council	15,074				3,165	19,428	
Sports4Kids		211,923	161,128	290,232	235,282	184,551	155,739
The Link to Children-Reduction of Violence						4,254	5,445
The Mentoring Center			3,610		12,018	26,032	
Through The Looking Glass					4,688	7,665	11,169
Urban Promise Academy					54,305	35,531	83,626
Volunteer Center and Force for Change	34,168	71,139	78,923	188,881			
West Oakland Community School-Extended Day Program	13,714	18,973	18,025				
YMCA of the East Bay					29,825	38,511	72,175
Young Women United For Oakland/Tides Center	9,705	15,921	27,033				
Youth Alive		23,701	14,833	14,342	17,889	13,221	14,151
Youth Employment Partnership	16,643	47,466	29,679	31,344	31,844	35,871	33,652
Youth Sounds ARC Associates				26,334	35,808	52,775	41,737
Youth Together		54,667	141,751	172,183	102,279	125,374	187,640
Median Organization	21,614	36,368	44,764	31,344	42,533	46,694	61,688

Hours of Service per Customer							
AGENCY	FY2001	FY2002	FY2003	FY2004	FY2005	FY2006	FY2007
Ala Costa Center After School					1049	716	853
Alameda County Health Care Foundation		67			14	27	21
ASCEND School					402	395	483
Asian Community Mental Health Services	66	146	252	223	193	176	196
Asian Health Services				30	14		
Attitudinal Healing Connection				167	82		
BACR - Bay Area Community Resources/Lincoln Center 2-7 programs	228		364	266	364	373	467
BACR - Emerson w/Peralts in 2007, w/MLK in 2005					226	419	511
BACR - Hoover ASP Kids Rock					597	413	470
BACR - Madison ASP					255	254	467
BACR - Martin Luther King ASP- Unity of Dreams						288	276
BACR - Santa Fe Shooting Stars						560	556
BACR - Stonehurst High Hopes ASP					240	273	532
Bay Area Outreach & Recreation Program (BORP)			83	127	80	108	138
Bay Area SCORES					122	98	157
Boys-n-Girls Club of Oakland				78	100	194	
Brat Harte Middle School ASP	169	105	207	354	206	276	182
Center For Youth Development Through Law				70	54		
CHALK		194	364				
Change Thru Xanthos			843	589	624	227	212
Community Health Academy	849	301	209	301	313		
Dimensions Dance Theater		80	118	96	111	141	317
Discovery Center	168	68	182	203	218	199	190
DiversityWorks		16	21	34	17	46	
Donald P. McCullum Youth Court		75	79	59	79	147	
East Bay Agency for Children 1-2 programs			87	98	169	203	354
East Bay Agency for Children - Hawthorne ASP					100	111	277
East Bay Agency for Children-Sequoia ASP					414	535	515
East Bay Asian Youth Center 1-5 programs	113	180	251	235	317	387	292
East Bay Asian Youth Center- Franklin ASP					304	412	438
East Bay Asian Youth Center-Garfield ASP					319	492	376
East Bay Asian Youth Center-Manzanita ASP					324	403	311
East Bay Asian Youth Center-Roosevelt ASP					318	292	194
East Bay Conservation Corps 1-2 programs					275	435	259
East Bay Conservation Corps - Claremont SAFEE					275	404	199
East Bay Conservation Corps-Charter School						508	467
East Oakland Boxing Association		212	216	213	208	282	244
East Oakland Comm. HS - Avenues Project						236	268
Eastside Arts Alliance 1-3 Programs			306	466	244	482	457
Elmhurst Middle School ASP						309	269
Even Start			583	530	679	658	1240
Family Bridges Learning Center	272	821					
Family Violence Law Center				48	42	173	
Foster Youth Alliance	30	45	65	60	92	79	106
GIRLS		487	672	770	332	385	172
Global Education Partnership	2710	181		285	218	205	242
Hearing Society-Oakland Deaf & Hard of Hearing Youth	59	44	37				
Kids First			263	123	121	103	68
La Clinica De La Raza-Teens & Tots			15	24	18	17	10
La Clinica De La Raza-Youth Brigade	12	28	195	354	268	393	260
Lao Family-Even Start		524	255	212		118	367
Leadership Excellence Summer Program				120	222	162	181
Leadership Excellence-Youth Leadership		439	149	158	116	129	
Mandela Arts Center		31	47				
Marcus A. Foster Smart Start & Oakland Ready to Learn	9	88	36	31	44		
Marcus A. Foster-Children & Youth			280	118	117	240	
Melrose Leadership Academy			454	511	431	443	
Museum of Children's Art-Project Yield	117	400	361	479			
Native American Health Center	140	481	414	386	344	338	242
New Hope				188	249	247	
Next Step Learning Center					216	240	236
North Oakland Community Charter School				691	572		
Oakland Midnight Basketball- Oakland Police Department	119		190				
Oakland Parks and Rec.- Magnol' Inclusion Center				166	202	199	131
Oakland Public Library	79	305	96	119			
OASES 1-3 programs		250	265	182	167	235	302
OASES Lincoln ASP/LEAP					436	427	452
OASES SOAR Career & College Readiness					139	140	187
OASES-Westlake ASP					94	190	237
OBUGS			84	104	66	80	155
Opera Piccola 1-2 programs	18	46		42	191	123	340
Opera Piccola - ArtGate Advance					64	52	121
Opera Piccola - BACR-Sankota Academy ASP						277	476
Operation Dignity/Henry Robinson		148	89				
OYG - Oakland Youth Chorus 1-3 programs	50	125	117	71	242	357	440
OYG - Basic Program (Encompass Academy in 2007)					88	168	319
OYG - Fruitvale ASP					440	545	717
Pacific News Services-Beat With-In				21	81	135	
Parental Stress Services				42	38	31	58
Prescott Circus		117	130	133	157	250	271
Project Re-Connect	63	77	48		126	191	93
SMAAC	100	118	271	205	108	82	
Spanish Speaking Citizens' Foundation	115	166	167	220	249	253	153
Spanish Speaking Unity Council	397				102	207	
Sports4Kids		252	182	238	244	212	188
The Link to Children-Reduction of Violence						101	103
The Mentoring Center			212		90	292	
Through The Looking Glass					68	126	121
Urban Promise Academy					498	359	602
Volunteer Center and Force for Change	2278	8892	814	1947			
West Oakland Community School-Extended Day Program	274	404	368				
YMCA of the East Bay					274	321	265
Young Women United For Oakland/Tides Center	14	1990	248				
Youth Alive		247	198	293	97	249	301
Youth Employment Partnership	185	4747	22	181	218	216	220
Youth Sounds ARC Associates				446	191	528	269
Youth Together		463	277	311	190	189	443
Median Organization	116	166	202	182	204	240	268

OFCY Cost per Hour						
AGENCY	FY2002	FY2003	FY2004	FY2005	FY2006	FY2007
Ala Costa Center After School				\$1.21	\$1.35	\$1.11
Alameda County Health Care Foundation	\$15.02			\$4.67	\$5.02	\$6.39
ASCEND School				\$2.48	\$1.73	\$2.04
Asian Community Mental Health Services	\$3.72	\$2.28	\$2.16	\$2.28	\$3.18	\$3.30
Asian Health Services			\$9.68	\$10.92		
Attitudinal Healing Connection			\$2.14	\$2.97		
BACR - Bay Area Community Resources/Lincoln Center 2-7 programs		\$1.70	\$1.71	\$2.23	\$2.52	\$2.10
BACR - Emerson w/Peralta in 2007, w/MLK in 2005				\$4.68	\$3.40	\$1.73
BACR - Hoover ASP Kids Rock				\$1.57	\$1.57	\$2.03
BACR - Madison ASP				\$4.09	\$4.60	\$2.95
BACR - Martin Luther King ASP- Unity of Dreams					\$4.04	\$2.78
BACR - Santa Fe Shooting Stars					\$1.37	\$1.98
BACR - Stonehurst High Hopes ASP				\$3.37	\$3.33	\$2.00
Bay Area Outreach & Recreation Program (BORP)		\$18.86	\$10.55	\$14.54	\$14.94	\$10.38
Bay Area SCORES				\$2.43	\$2.69	\$3.79
Boys-n-Girls Club of Oakland			\$4.39	\$1.35	\$0.61	
Bret Harte Middle School ASP	\$6.65	\$5.15	\$3.65	\$3.83	\$3.60	\$2.94
Center For Youth Development Through Law			\$5.27	\$5.90		
CHALK	\$5.61	\$5.21				
Change Thru Xanthos		\$2.82	\$2.30	\$2.52	\$1.83	\$2.33
Community Health Academy	\$2.52	\$3.11	\$2.02	\$1.51		
Dimensions Dance Theater	\$1.27	\$0.64	\$0.82	\$0.82	\$1.02	\$1.87
Discovery Center	\$5.48	\$2.86	\$3.08	\$2.70	\$2.75	\$2.73
DiversityWorks	\$9.51	\$8.91	\$7.84	\$7.68	\$7.89	
Donald P. McCullum Youth Court	\$6.16	\$1.90	\$5.06	\$6.00	\$4.45	
East Bay Agency for Children 1-2 programs		\$3.70	\$4.30	\$3.53	\$3.39	\$3.01
East Bay Agency for Children - Hawthorne ASP				\$4.64	\$5.01	\$3.61
East Bay Agency for Children-Sequoia ASP				\$2.69	\$2.17	\$2.34
East Bay Asian Youth Center 1-5 programs	\$3.78	\$1.74	\$1.74	\$1.98	\$1.41	\$1.91
East Bay Asian Youth Center-Franklin ASP				\$1.49	\$0.88	\$0.94
East Bay Asian Youth Center-Garfield ASP				\$2.04	\$1.62	\$1.39
East Bay Asian Youth Center-Manzanita ASP				\$1.87	\$1.24	\$2.60
East Bay Asian Youth Center-Roosevelt ASP				\$2.36	\$2.11	\$2.59
East Bay Conservation Corps 1-2 programs				\$2.19	\$1.80	\$2.24
East Bay Conservation Corps - Claremont SAFEE				\$2.19	\$1.15	\$1.50
East Bay Conservation Corps-Charter School					\$3.02	\$3.35
East Oakland Boxing Association	\$0.57	\$0.67	\$0.74	\$0.73	\$0.62	\$0.67
East Oakland Comm. HS - Avenues Project					\$2.52	\$1.89
Eastside Arts Alliance 1-3 Programs		\$3.98	\$3.41	\$2.81	\$1.83	\$1.70
Elmhurst Middle School ASP					\$3.01	\$0.93
Even Start		\$1.49	\$1.52	\$1.21	\$1.30	\$3.21
Family Bridges Learning Center				\$4.42	\$6.26	\$6.25
Family Violence Law Center				\$8.97	\$5.83	\$22.06
Foster Youth Alliance	\$11.36	\$9.58	\$8.97	\$5.83	\$22.06	\$5.28
GIRLS	\$3.17	\$2.27	\$2.53	\$5.68	\$6.43	\$6.42
Global Education Partnership	\$1.92		\$3.02	\$3.13	\$3.33	\$4.16
Hearing Society-Oakland Deaf & Hard of Hearing Youth	\$16.56	\$17.43				
Kids First		\$3.81	\$5.16	\$3.47	\$3.56	\$0.58
La Clinica De La Raza-Teens & Tots		\$25.51	\$16.23	\$7.12	\$1.02	\$22.85
La Clinica De La Raza-Youth Brigade	\$14.08	\$5.12	\$4.77	\$16.29	\$5.78	\$7.25
Lao Family-Even Start	\$2.66	\$6.54	\$5.18		\$5.42	\$6.09
Leadership Excellence Summer Program			\$2.34	\$2.39	\$3.83	\$5.77
Leadership Excellence-Youth Leadership	\$0.99	\$3.44	\$5.18	\$5.26	\$4.55	
Mandela Arts Center	\$7.36	\$2.84				
Marcus A. Foster Smart Start & Oakland Ready to Learn	\$4.34	\$2.65	\$2.15	\$1.49		
Marcus A. Foster-Children & Youth		\$1.31	\$2.57	\$1.62	\$1.49	
Melrose Leadership Academy		\$3.58	\$2.15	\$2.18	\$1.98	
Museum of Children's Art-Project Yield	\$2.54	\$2.71	\$2.19			
Native American Health Center	\$2.61	\$2.59	\$2.29	\$2.14	\$2.21	\$2.51
New Hope			\$2.49	\$1.95	\$1.92	
Next Step Learning Center				\$1.11	\$1.18	\$1.48
North Oakland Community Charter School			\$1.69	\$1.67		
Oakland Midnight Basketball- Oakland Police Department				\$4.31	\$4.18	\$4.32
Oakland Parks and Rec. - Magnet Inclusion Center						\$4.17
Oakland Public Library	\$0.61	\$2.77	\$4.22			
OASES 1-3 programs	\$0.79	\$0.89	\$1.46	\$2.82	\$2.78	\$2.64
OASES Lincoln ASP/LEAP				\$2.63	\$2.59	\$2.43
OASES SOAR Career & College Readiness				\$0.84	\$2.36	\$7.55
OASES-Westlake ASP				\$3.60	\$3.24	\$2.41
OBUS		\$2.45	\$4.31	\$3.41	\$2.44	\$1.43
Opera Piccola 1-2 programs	\$6.42		\$4.19	\$3.39	\$3.88	\$3.35
Opera Piccola - ArtGate Advance				\$8.13	\$5.78	\$9.19
Opera Piccola - BACR-Sankota Academy ASP					\$3.11	\$2.43
Operation Dignity/Henry Robinson	\$3.98	\$5.24				
OYC - Oakland Youth Chorus 1-3 programs	\$6.14	\$5.12	\$3.71	\$2.47	\$2.55	\$2.71
OYC - Basic Program (Encompass Academy in 2007)				\$4.08	\$3.95	\$2.63
OYC - Fruitvale ASP				\$2.11	\$2.12	\$2.79
Pacific News Services-Beat With-In			\$11.13	\$11.32	\$8.72	
Parental Stress Services			\$13.21	\$10.51	\$4.15	\$4.38
Prescott Circus	\$2.68	\$2.96	\$2.53	\$4.04	\$2.98	\$3.59
Project Re-Connect	\$15.82	\$12.45		\$10.32	\$8.08	\$21.38
SMAAC	\$2.19	\$2.97	\$2.62	\$2.96	\$2.67	
Spanish Speaking Citizens' Foundation	\$5.37	\$3.84	\$4.50	\$4.07	\$4.20	\$5.67
Spanish Speaking Unity Council				\$16.45	\$4.26	
Sports4Kids	\$1.05	\$1.44	\$0.63	\$0.77	\$0.97	\$1.12
The Link to Children-Reduction of Violence					\$14.18	\$13.62
The Mentoring Center		\$39.87		\$8.67	\$7.86	
Through The Looking Glass				\$9.78	\$6.91	\$6.36
Urban Promise Academy				\$1.30	\$2.09	\$2.39
Volunteer Center and Force for Change	\$3.63	\$3.77	\$1.13			
West Oakland Community School-Extended Day Program	\$6.14	\$6.44				
YMCA of the East Bay				\$3.49	\$2.66	\$2.76
Young Women United For Oakland/Tidias Center	\$4.04	\$2.33				
Youth Alive	\$7.57	\$12.16	\$7.24	\$5.89	\$8.90	\$10.60
Youth Employment Partnership	\$3.79	\$6.00	\$5.78	\$5.71	\$4.89	\$5.20
Youth Sounds ARC Associates			\$1.97	\$1.45	\$1.11	\$3.55
Youth Together	\$3.31	\$2.30	\$1.93	\$3.05	\$2.45	\$1.07
Median Organization	\$3.88	\$3.11	\$3.08	\$2.97	\$2.88	\$2.72

NOTE: Consumer Price Index used to adjust prior year dollars to 2007 dollar-equivalents.

AGENCY	Total Cost per Hour						
	FY2001	FY2002	FY2003	FY2004	FY2005	FY2006	FY2007
Ala Costa Center After School					\$12.76	\$16.62	\$13.47
Alameda County Health Care Foundation		\$20.03			\$11.90	\$9.44	\$11.82
ASCEND School					\$5.90	\$3.95	\$3.97
Asian Community Mental Health Services	\$7.28	\$8.77	\$6.89	\$6.51	\$8.35	\$8.50	\$10.48
Asian Health Services				\$12.15	\$30.04		
Attitudinal Healing Connection				\$6.93	\$6.57		
BACR - Bay Area Community Resources/Lincoln Center 2-7 programs	\$1.40		\$2.86	\$3.47	\$5.03	\$5.29	\$4.78
BACR - Emerson w/Peralta in 2007, w/MLK in 2005					\$10.37	\$7.84	\$2.85
BACR - Hoover ASP Kids Rock					\$5.36	\$6.56	\$8.32
BACR - Madison ASP					\$8.12	\$6.50	\$5.98
BACR - Martin Luther King ASP- Unity of Dreams						\$8.98	\$5.54
BACR - Santa Fe Shooting Stars						\$2.99	\$4.40
BACR - Stonehurst High Hopes ASP					\$5.62	\$4.87	\$3.51
Bay Area Outreach & Recreation Program (BORP)			\$30.59	\$19.25	\$22.36	\$23.18	\$16.47
Bay Area SCORES					\$6.75	\$7.85	\$5.93
Boys-n-Girls Club of Oakland				\$10.91	\$3.77	\$2.26	
Bret Harle Middle School ASP	\$4.03	\$11.02	\$6.86	\$4.93	\$7.67	\$8.01	\$6.68
Center For Youth Development Through Law				\$16.87	\$19.69		
CHALK		\$12.98	\$14.36				
Change Thru Xanthos			\$7.47	\$7.87	\$6.02	\$5.08	\$7.94
Community Health Academy	\$3.30	\$2.90	\$3.52	\$2.29	\$2.00		
Dimensions Dance Theater		\$2.54	\$2.28	\$2.64	\$2.82	\$3.09	\$4.42
Discovery Center	\$3.60	\$8.29	\$4.11	\$4.28	\$4.50	\$4.35	\$4.58
DiversityWorks		\$13.54	\$15.41	\$11.48	\$12.01	\$10.85	
Donald P. McCullum Youth Court		\$11.41	\$9.99	\$18.35	\$15.20	\$15.20	
East Bay Agency for Children 1-2 programs			\$5.09	\$5.97	\$5.85	\$6.34	\$4.71
East Bay Agency for Children - Hawthorne ASP					\$6.49	\$8.84	\$4.92
East Bay Agency for Children-Sequoia ASP					\$5.50	\$4.46	\$4.47
East Bay Asian Youth Center 1-5 programs	\$8.09	\$10.38	\$3.13	\$3.79	\$3.33	\$3.21	\$4.14
East Bay Asian Youth Center- Franklin ASP					\$2.46	\$2.04	\$2.63
East Bay Asian Youth Center-Garfield ASP					\$3.61	\$3.28	\$3.25
East Bay Asian Youth Center-Manzanita ASP					\$2.84	\$3.02	\$4.25
East Bay Asian Youth Center-Roosevelt ASP					\$4.03	\$4.52	\$6.59
East Bay Conservation Corps 1-2 programs					\$4.63	\$3.34	\$4.54
East Bay Conservation Corps - Claremont SAFEE					\$4.83	\$2.36	\$3.20
East Bay Conservation Corps-Charter School						\$5.15	\$6.55
East Oakland Boxing Association		\$0.75	\$2.68	\$2.29	\$2.64	\$1.76	\$3.10
East Oakland Comm. HS - Avenuas Project						\$4.14	\$2.77
Eastside Arts Alliance 1-3 Programs			\$6.07	\$6.04	\$4.67	\$3.38	\$2.71
Elmhurst Middle School ASP						\$4.46	\$1.71
Even Start			\$9.33	\$9.71	\$5.57	\$5.74	\$8.12
Family Bridges Learning Center	\$4.94	\$1.70					
Family Violence Law Center				\$5.89	\$20.35	\$8.33	
Foster Youth Alliance	\$20.14	\$28.40	\$20.64	\$18.62	\$13.11	\$44.36	\$21.10
GIRLS		\$5.32	\$4.19	\$4.68	\$12.53	\$12.93	\$12.07
Global Education Partnership	\$1.63	\$1.98		\$4.03	\$4.81	\$5.58	\$6.87
Hearing Society-Oakland Deaf & Hard of Hearing Youth	\$21.74	\$25.51	\$26.28				
Kids First			\$9.50	\$13.78	\$10.00	\$12.95	\$8.26
La Clinica De La Raza-Teens & Totis			\$35.24	\$21.84	\$9.50	\$8.77	\$33.00
La Clinica De La Raza-Youth Brigada	\$32.80	\$28.47	\$6.23	\$6.36	\$21.72	\$7.80	\$10.14
Leo Family-Even Start		\$4.07	\$8.80	\$8.20		\$10.67	\$13.43
Leadership Excellence Summer Program				\$4.81	\$5.50	\$8.05	\$8.06
Leadership Excellence-Youth Leadership		\$2.59	\$5.88	\$10.49	\$10.19	\$8.52	
Mandela Arts Center		\$12.93	\$5.65				
Marcus A. Foster Smart Start & Oakland Ready to Learn	\$12.55	\$13.28	\$5.51	\$2.91	\$2.01		
Marcus A. Foster-Children & Youth			\$1.31	\$2.57	\$2.07	\$1.85	
Melrose Leadership Academy			\$5.59	\$3.22	\$3.52	\$3.74	
Museum of Children's Art-Project Yield	\$4.50	\$5.38	\$7.09	\$6.18			
Native American Health Center	\$5.32	\$4.57	\$4.26	\$5.01	\$3.98	\$4.19	\$5.05
New Hope				\$6.25	\$3.79	\$4.06	
Next Step Learning Center					\$2.55	\$2.68	\$3.42
North Oakland Community Charter School				\$3.04	\$2.99		
Oakland Midnight Basketball- Oakland Police Department	\$4.14		\$17.08				
Oakland Parks and Rec.- Magnet Inclusion Center				\$11.41	\$8.00	\$6.78	\$6.08
Oakland Public Library	\$3.16	\$2.58	\$7.18	\$8.13			
OASES 1-3 programs		\$1.59	\$1.77	\$4.33	\$6.44	\$5.32	\$5.04
OASES Lincoln ASP/LEAP					\$6.59	\$4.89	\$5.21
OASES SOAR Career & College Readiness					\$6.62	\$5.97	\$12.42
OASES-Westlake ASP					\$8.48	\$5.55	\$4.23
OBUGS			\$4.90	\$6.88	\$4.77	\$3.81	\$2.47
Opera Piccola 1-2 programs	\$11.13	\$11.12		\$5.60	\$5.37	\$7.58	\$5.09
Opera Piccola - ArtGate Advance					\$10.86	\$10.58	\$12.42
Opera Piccola - BACR-Sankota Academy ASP						\$6.36	\$3.94
Operation Dignity/Henry Robinson		\$7.25	\$18.88				
OYC - Oakland Youth Chorus 1-3 programs	\$19.92	\$10.35	\$6.61	\$5.03	\$3.58	\$3.73	\$4.06
OYC - Basic Program (Encompass Academy in 2007)					\$5.55	\$5.28	\$4.36
OYC - Fruitvale ASP					\$3.15	\$3.26	\$4.15
Pacific News Services-Beat With-In				\$15.99	\$17.15	\$13.66	
Parental Stress Services				\$21.13	\$28.39	\$14.83	\$12.35
Prascolt Circus		\$6.32	\$6.51	\$9.42	\$5.26	\$5.58	\$6.24
Project Re-Connect	\$19.85	\$19.77	\$15.94		\$12.94	\$10.32	\$34.14
SMAAC	\$2.10	\$4.05	\$4.08	\$3.46	\$4.38	\$3.58	
Spanish Speaking Citizens' Foundation	\$9.13	\$7.36	\$7.15	\$7.92	\$5.50	\$8.74	\$8.60
Spanish Speaking Unity Council	\$12.52				\$35.00	\$8.31	
Sports4Kids		\$1.44	\$2.58	\$1.31	\$1.62	\$1.87	\$2.29
The Link to Children-Reduction of Violence						\$26.09	\$19.25
The Mentoring Center			\$88.24		\$48.73	\$11.79	
Through The Looking Glass					\$20.49	\$13.71	\$14.47
Urban Promise Academy					\$3.05	\$6.16	\$4.65
Volunteer Center and Force for Change	\$6.51	\$3.99	\$4.30	\$1.13			
West Oakland Community School-Extended Day Program	\$3.51	\$9.46	\$9.11				
YMCA of the East Bay					\$8.65	\$5.49	\$4.03
Young Women United For Oakland/Tides Center	\$6.68	\$15.82	\$4.56				
Youth Alive		\$9.46	\$15.20	\$12.67	\$13.34	\$15.29	\$17.57
Youth Employment Partnership	\$8.99	\$4.73	\$7.88	\$10.04	\$9.10	\$8.02	\$8.60
Youth Sounds ARC Associates				\$7.69	\$6.64	\$3.84	\$7.57
Youth Together		\$4.82	\$3.87	\$4.66	\$7.38	\$5.59	\$3.90
Median Organization	\$6.60	\$7.36	\$6.56	\$6.25	\$5.96	\$5.67	\$5.15

NOTE: Consumer Price Index used to adjust prior year dollars to 2007 dollar-equivalents.

OFCY Cost per Customer						
AGENCY	FY2002	FY2003	FY2004	FY2005	FY2006	FY2007
Ala Costa Center After School				\$1,273	\$965	\$943
Alameda County Health Care Foundation	\$1,011			\$66	\$135	\$135
ASCEND School				\$997	\$682	\$985
Asian Community Mental Health Services	\$543	\$573	\$482	\$440	\$561	\$647
Asian Health Services			\$292	\$153		
Attitudinal Healing Connection			\$358	\$244		
BACR - Bay Area Community Resources/Lincoln Center 2-7 programs		\$618	\$454	\$811	\$938	\$982
BACR - Emerson w/Peralta in 2007, w/MLK in 2005				\$1,060	\$1,424	\$885
BACR - Hoover ASP Kids Rock				\$939	\$648	\$955
BACR - Madison ASP				\$1,043	\$1,169	\$1,379
BACR - Martin Luther King ASP- Unity of Dreams					\$1,163	\$763
BACR - Santa Fe Shooting Stars					\$767	\$1,102
BACR - Stonehurst High Hopes ASP				\$809	\$910	\$1,064
Bay Area Outreach & Recreation Program (BORP)		\$1,562	\$1,340	\$1,157	\$1,618	\$1,429
Bay Area SCORES				\$297	\$264	\$596
Boys-n-Girls Club of Oakland			\$342	\$134	\$117	
Bret Harte Middle School ASP	\$695	\$1,066	\$1,292	\$789	\$992	\$536
Center For Youth Development Through Law			\$367	\$320		
CHALK	\$1,086	\$2,000				
Change Thru Xanthos		\$2,377	\$1,356	\$1,571	\$415	\$494
Community Health Academy	\$757	\$650	\$609	\$471		
Dimensions Dance Theater	\$102	\$75	\$78	\$91	\$144	\$594
Discovery Center	\$371	\$520	\$626	\$588	\$546	\$519
DiversityWorks	\$152	\$190	\$264	\$129	\$362	
Donald P. McCullum Youth Court	\$462	\$150	\$298	\$475	\$654	
East Bay Agency for Children 1-2 programs		\$320	\$420	\$596	\$687	\$1,066
East Bay Agency for Children - Hawthorne ASP				\$465	\$555	\$1,000
East Bay Agency for Children-Sequoia ASP				\$1,117	\$1,163	\$1,205
East Bay Asian Youth Center 1-5 programs	\$681	\$437	\$408	\$626	\$547	\$558
East Bay Asian Youth Center- Franklin ASP				\$453	\$279	\$411
East Bay Asian Youth Center-Garfield ASP				\$650	\$799	\$523
East Bay Asian Youth Center-Manzanita ASP				\$606	\$502	\$809
East Bay Asian Youth Center-Roosevelt ASP				\$749	\$616	\$501
East Bay Conservation Corps 1-2 programs				\$603	\$785	\$581
East Bay Conservation Corps - Claremont SAFEE				\$603	\$463	\$299
East Bay Conservation Corps-Charter School					\$1,534	\$1,563
East Oakland Boxing Association	\$121	\$144	\$158	\$151	\$148	\$162
East Oakland Comm. HS - Avenus Project					\$595	\$505
Eastside Arts Alliance 1-3 Programs		\$1,221	\$1,589	\$687	\$884	\$775
Elmhurst Middle School ASP					\$929	\$251
Even Start		\$836	\$806	\$822	\$854	\$3,977
Family Bridges Learning Center						
Family Violence Law Center			\$215	\$262	\$1,084	
Foster Youth Alliance	\$513	\$626	\$537	\$538	\$1,742	\$557
GIRLS	\$1,482	\$1,524	\$1,947	\$1,885	\$2,471	\$1,105
Global Education Partnership	\$310		\$862	\$681	\$682	\$1,007
Hearing Society-Oakland Deaf & Hard of Hearing Youth	\$732	\$841				
Kids First		\$1,004	\$833	\$418	\$367	\$40
La Clinica De La Raza-Teens & Tots		\$383	\$384	\$131	\$17	\$219
La Clinica De La Raza-Youth Brigade	\$397	\$998	\$1,688	\$4,372	\$2,271	\$1,882
Lao Family-Even Start	\$1,397	\$1,669	\$1,098		\$640	\$2,233
Leadership Excellence Summer Program			\$281	\$531	\$621	\$1,043
Leadership Excellence-Youth Leadership	\$436	\$513	\$817	\$608	\$587	
Mandela Arts Center	\$225	\$135				
Marcus A. Foster Smart Start & Oakland Ready to Learn	\$383	\$95	\$67	\$66		
Marcus A. Foster-Children & Youth		\$368	\$304	\$189	\$357	
Melrose Leadership Academy		\$1,625	\$1,101	\$939	\$878	
Museum of Children's Art-Project Yield	\$1,015	\$980	\$1,050			
Native American Health Center	\$1,257	\$1,071	\$883	\$739	\$750	\$607
New Hope			\$468	\$487	\$475	
Next Step Learning Center				\$240	\$283	\$350
North Oakland Community Charter School			\$1,168	\$956		
Oakland Midnight Basketball- Oakland Police Department						
Oakland Parks and Rec. - Magnet Inclusion Center			\$714	\$844	\$880	\$547
Oakland Public Library	\$187	\$266	\$501			
OASES 1-3 programs	\$198	\$236	\$266	\$437	\$653	\$795
OASES Lincoln ASP/LEAP				\$1,148	\$1,107	\$1,099
OASES SOAR Career & College Readiness				\$117	\$332	\$1,410
OASES-Westlake ASP				\$337	\$613	\$570
OBUGS		\$206	\$447	\$226	\$196	\$221
Opera Piccola 1-2 programs	\$293		\$174	\$648	\$477	\$1,139
Opera Piccola - ArtGate Advance				\$523	\$300	\$1,113
Opera Piccola - BACR-Sankota Academy ASP					\$860	\$1,155
Operation Dignity/Henry Robinson	\$588	\$464				
OYC - Oakland Youth Chorus 1-3 programs	\$766	\$597	\$263	\$597	\$911	\$1,194
OYC - Basic Program (Encompass Academy in 2007)				\$360	\$665	\$840
OYC - Fruitvale ASP				\$931	\$1,156	\$2,000
Pacific News Services-Beat With-In			\$235	\$919	\$1,177	
Parental Stress Services			\$549	\$399	\$128	\$256
Prescott Circus	\$313	\$386	\$337	\$633	\$747	\$972
Project Re-Connect	\$1,224	\$599		\$1,300	\$1,548	\$1,987
SMAAC	\$258	\$805	\$518	\$319	\$220	
Spanish Speaking Citizens' Foundation	\$890	\$840	\$988	\$1,012	\$1,061	\$866
Spanish Speaking Unity Council				\$1,679	\$881	
Sports4Kids	\$264	\$262	\$149	\$189	\$205	\$211
The Link to Children-Reduction of Violence					\$1,436	\$1,399
The Mentoring Center		\$8,467		\$777	\$2,300	
Through The Looking Glass				\$685	\$868	\$772
Urban Promise Academy				\$650	\$749	\$1,439
Volunteer Center and Force for Change	\$32,278	\$3,071	\$2,200			
West Oakland Community School-Extended Day Program	\$2,479	\$2,370				
YMCA of the East Bay				\$955	\$853	\$733
Young Women United For Oakland/Tides Center	\$8,044	\$578				
Youth Alive	\$1,868	\$2,405	\$2,119	\$572	\$2,220	\$3,191
Youth Employment Partnership	\$17,972	\$132	\$1,048	\$1,245	\$1,078	\$1,143
Youth Sounds ARC Associates			\$880	\$278	\$588	\$965
Youth Together	\$1,632	\$638	\$600	\$582	\$464	\$472
Median Organization	\$634	\$618	\$518	\$603	\$684	\$853

NOTE: Consumer Price Index used to adjust prior year dollars to 2007 dollar-equivalents.

AGENCY	Total Cost per Customer						
	FY2001	FY2002	FY2003	FY2004	FY2005	FY2006	FY2007
Ala Costa Center After School					\$13,387	\$11,906	\$11,485
Alameda County Health Care Foundation		\$1,349			\$188	\$254	\$245
ASCEND School					\$2,374	\$1,561	\$1,815
Asian Community Mental Health Services	\$481	\$1,281	\$1,734	\$1,452	\$1,610	\$1,499	\$2,054
Asian Health Services				\$367	\$422		
Atitudinal Healing Connection				\$1,158	\$540		
BACR - Bay Area Community Resources/Lincoln Center 2-7 programs	\$320		\$1,039	\$922	\$1,830	\$1,971	\$2,233
BACR - Emerson w/Paralle In 2007, w/MLK in 2005					\$2,349	\$3,283	\$1,457
BACR - Hoover ASP Kids Rock					\$3,213	\$2,707	\$3,911
BACR - Madison ASP					\$2,072	\$1,655	\$2,792
BACR - Martin Luther King ASP- Unity of Dreams						\$2,581	\$1,530
BACR - Santa Fe Shooting Stars						\$1,876	\$2,445
BACR - Stonehurst High Hoopes ASP					\$1,397	\$1,328	\$1,867
Bay Area Outreach & Recreation Program (BORP)			\$2,532	\$2,445	\$1,779	\$2,511	\$2,265
Bay Area SCORES					\$826	\$769	\$932
Boys-n-Girls Club of Oakland				\$849	\$377	\$437	
Bret Harte Middle School ASP	\$682	\$1,152	\$1,422	\$1,744	\$1,579	\$2,207	\$1,217
Center For Youth Development Through Law				\$1,176	\$1,067		
CHALK		\$2,514	\$5,512				
Change Thru Xanthos			\$6,300	\$4,636	\$3,762	\$1,153	\$1,683
Community Health Academy	\$2,801	\$874	\$736	\$690	\$625		
Dimensions Dance Theater		\$204	\$269	\$253	\$314	\$434	\$1,403
Discovery Center	\$597	\$561	\$746	\$872	\$980	\$864	\$871
DiversityWorks		\$216	\$330	\$386	\$202	\$498	
Donald P. McCullum Youth Court		\$856	\$786	\$1,082	\$1,203	\$2,235	
East Bay Agency for Children 1-2 programs			\$441	\$583	\$986	\$1,285	\$1,665
East Bay Agency for Children - Hawthorne ASP					\$651	\$980	\$1,363
East Bay Agency for Children-Sequoia ASP					\$2,278	\$2,388	\$2,302
East Bay Asian Youth Center 1-5 programs	\$916	\$1,872	\$787	\$892	\$1,056	\$1,240	\$1,208
East Bay Asian Youth Center- Franklin ASP					\$748	\$840	\$1,153
East Bay Asian Youth Center-Garfield ASP					\$1,152	\$1,616	\$1,223
East Bay Asian Youth Center-Manzanita ASP					\$922	\$1,218	\$1,322
East Bay Asian Youth Center-Roosevelt ASP					\$1,279	\$1,318	\$1,276
East Bay Conservation Corps 1-2 programs					\$1,271	\$1,455	\$1,177
East Bay Conservation Corps - Claremont SAFE					\$1,271	\$954	\$637
East Bay Conservation Corps-Charter School						\$2,620	\$3,056
East Oakland Boxing Association		\$159	\$577	\$487	\$549	\$497	\$755
East Oakland Comm. HS - Avenues Project						\$976	\$742
Eastside Arts Alliance 1-3 Programs			\$1,860	\$2,814	\$1,141	\$1,632	\$1,240
Elmhurst Middle School ASP						\$1,377	\$482
Even Start			\$5,248	\$5,149	\$3,785	\$3,777	\$10,071
Family Bridges Learning Center	\$1,344	\$1,394					
Family Violence Law Center				\$286	\$650	\$1,445	
Foster Youth Alliance	\$613	\$1,282	\$1,347	\$1,114	\$1,210	\$3,504	\$2,230
GIRLS		\$2,466	\$2,817	\$3,604	\$4,160	\$4,972	\$2,079
Global Education Partnership	\$4,412	\$319		\$1,149	\$1,048	\$1,144	\$1,664
Hearing Society-Oakland Deaf & Hard of Hearing Youth	\$1,287	\$1,126	\$966				
Kids First			\$2,502	\$1,090	\$1,205	\$1,335	\$424
La Clinica De La Reza-Teens & Tots			\$529	\$513	\$175	\$148	\$316
La Clinica De La Reza-Youth Brigade	\$393	\$803	\$1,215	\$2,250	\$5,829	\$3,086	\$2,632
Leo Family-Even Start		\$2,136	\$2,249	\$1,737		\$1,260	\$4,929
Leadership Excellence Summer Program				\$578	\$1,223	\$1,307	\$1,459
Leadership Excellence-Youth Leadership		\$1,137	\$876	\$1,658	\$1,177	\$1,098	
Mandala Arts Center		\$394	\$268				
Marcus A. Foster Smart Start & Oakland Ready to Learn	\$119	\$1,173	\$198	\$91	\$89		
Marcus A. Foster-Children & Youth			\$368	\$304	\$242	\$444	
Melrose Leadership Academy			\$2,537	\$1,644	\$1,516	\$1,658	
Museum of Children's Art-Project Yield	\$525	\$2,153	\$2,564	\$2,959			
Native American Health Center	\$742	\$2,199	\$1,762	\$1,938	\$1,372	\$1,420	\$1,220
New Hope				\$1,174	\$944	\$1,005	
Next Step Learning Center					\$550	\$644	\$808
North Oakland Community Charter School				\$2,102	\$1,712		
Oakland Midnight Basketball- Oakland Police Department	\$491		\$3,246				
Oakland Parks and Rec.- Magnet Inclusion Center				\$1,890	\$1,816	\$1,350	\$798
Oakland Public Library	\$251	\$788	\$691	\$964			
OASES 1-3 programs		\$397	\$469	\$791	\$1,074	\$1,251	\$1,522
OASES Lincoln ASP/LEAP					\$2,873	\$2,088	\$2,355
OASES SOAR Career & College Readiness					\$919	\$838	\$2,320
OASES-Westlake ASP					\$807	\$1,053	\$1,002
OBUGS			\$412	\$713	\$317	\$308	\$382
Opera Piccola 1-2 programs	\$203	\$508		\$233	\$1,028	\$932	\$1,734
Opera Piccola - ArtGate Advance					\$699	\$549	\$1,504
Opera Piccola - BACR-Sankota Academy ASP						\$1,761	\$1,876
Operation Dignity/Henry Robinson		\$1,072	\$1,675				
OYC - Oakland Youth Chorus 1-3 programs	\$987	\$1,290	\$771	\$356	\$885	\$1,332	\$1,785
OYC - Basic Program (Encompass Academy In 2007)					\$490	\$887	\$1,394
OYC - Fruitvale ASP					\$1,388	\$1,778	\$2,973
Pacific News Services-Beat With-In				\$337	\$1,392	\$1,844	
Parental Stress Services				\$878	\$1,078	\$459	\$723
Prescott Circus		\$737	\$847	\$854	\$824	\$1,356	\$1,690
Project Re-Connect	\$1,256	\$1,529	\$816		\$1,631	\$1,976	\$3,173
SMAAC	\$210	\$478	\$1,107	\$710	\$472	\$292	
Spanish Speaking Citizens' Foundation	\$1,054	\$1,222	\$1,192	\$1,740	\$1,368	\$2,207	\$1,312
Spanish Speaking Unity Council	\$4,967				\$3,574	\$1,718	
Sports4Kids		\$363	\$470	\$313	\$397	\$395	\$431
The Link to Children-Reduction of Violence						\$2,642	\$1,978
The Mentoring Center			\$18,738		\$4,190	\$3,449	
Through The Locking Glass					\$1,392	\$1,723	\$1,757
Urban Promise Academy					\$1,519	\$2,209	\$2,797
Volunteer Center and Force for Change	\$14,836	\$35,505	\$3,501	\$2,200			
West Oakland Community School-Extended Day Program	\$964	\$3,820	\$3,350				
YMCA of the East Bay					\$2,366	\$1,763	\$1,069
Young Women United For Oakland/Tides Center	\$94	\$31,474	\$1,131				
Youth Alive		\$2,335	\$3,008	\$3,709	\$1,296	\$3,813	\$5,289
Youth Employment Partnership	\$1,662	\$22,465	\$173	\$1,819	\$1,988	\$1,733	\$1,892
Youth Sounds ARC Associates				\$3,431	\$1,271	\$2,028	\$2,039
Youth Together		\$2,234	\$1,073	\$1,448	\$1,408	\$1,058	\$1,725
Median Organization	\$712	\$1,173	\$1,090	\$1,114	\$1,204	\$1,387	\$1,597

NOTE: Consumer Price Index used to adjust prior year dollars to 2007 dollar-equivalents.

Youth Satisfaction with Services						
AGENCY	FY2002	FY2003	FY2004	FY2005	FY2006	FY2007
Ala Costa Center After School				84%	82%	96%
Alameda County Health Care Foundation	81%			87%	83%	83%
ASCEND School				82%	88%	86%
Asian Community Mental Health Services	95%	84%	93%	88%	93%	87%
Asian Health Services			74%	96%		
Attitudinal Healing Connection			86%	87%		
BACR - Bay Area Community Resources/Lincoln Center 2-7 programs		89%	94%	80%	86%	83%
BACR - Emerson w/Peralta in 2007, w/MLK in 2005				82%	88%	82%
BACR - Hoover ASP Kids Rock				81%	80%	81%
BACR - Madison ASP				75%	80%	91%
BACR - Martin Luther King ASP- Unity of Dreams					77%	79%
BACR - Santa Fe Shooting Stars					93%	80%
BACR - Stonehurst High Hopes ASP				81%	90%	86%
Bay Area Outreach & Recreation Program (BORP)		91%	89%	91%	97%	94%
Bay Area SCORES				90%	88%	87%
Boys-n-Girls Club of Oakland			84%	81%	81%	
Bret Harte Middle School ASP	79%	83%	74%	86%	86%	94%
Center For Youth Development Through Law			94%	98%		
CHALK	87%	90%				
Change Thru Xanthos		87%	82%	96%	87%	88%
Community Health Academy	84%	85%	88%	88%		
Dimensions Dance Theater	96%	95%	95%	91%	92%	89%
Discovery Center	89%	91%	91%	89%	91%	87%
DiversityWorks	71%	84%	91%	80%	84%	
Donald P. McCullum Youth Court	80%	90%	93%	81%	85%	
East Bay Agency for Children 1-2 programs		92%	91%	89%	86%	83%
East Bay Agency for Children - Hawthorne ASP				91%	88%	81%
East Bay Agency for Children-Sequoia ASP				82%	81%	85%
East Bay Asian Youth Center 1-5 programs	80%	79%	76%	78%	77%	82%
East Bay Asian Youth Center- Franklin ASP				81%	84%	89%
East Bay Asian Youth Center-Garfield ASP				78%	76%	87%
East Bay Asian Youth Center-Manzanita ASP				90%	84%	80%
East Bay Asian Youth Center-Roosevelt ASP				70%	62%	68%
East Bay Conservation Corps 1-2 programs				73%	80%	78%
East Bay Conservation Corps - Claremont SAFEE				73%	76%	74%
East Bay Conservation Corps-Charter School					84%	82%
East Oakland Boxing Association	85%	87%	91%	94%	95%	98%
East Oakland Comm. HS - Avenues Project					79%	88%
Eastside Arts Alliance 1-3 Programs		80%	93%	88%	89%	85%
Elmhurst Middle School ASP					88%	77%
Even Start						
Family Bridges Learning Center						
Family Violence Law Center			92%	91%		
Foster Youth Alliance	87%	87%	86%	84%	93%	85%
GIRLS	83%	85%	84%	91%	91%	82%
Global Education Partnership	86%		71%	89%	86%	78%
Hearing Society-Oakland Deaf & Hard of Hearing Youth	86%	91%				
Kids First		88%	81%	93%	89%	88%
La Clinica De La Raza-Teens & Tots		96%	84%	92%	94%	96%
La Clinica De La Raza-Youth Brigade	97%	90%	85%	92%	89%	80%
Lao Family-Even Start	79%	71%	78%			
Leadership Excellence Summer Program			90%	95%	86%	79%
Leadership Excellence-Youth Leadership	75%	83%	87%	97%	96%	
Mandela Arts Center						
Marcus A. Foster Smart Start & Oakland Ready to Learn						
Marcus A. Foster-Children & Youth		93%	92%	97%	90%	
Melrose Leadership Academy		69%	65%	74%	68%	
Museum of Children's Art-Project Yield	79%	86%	86%			
Native American Health Center	81%	82%	76%	86%	87%	91%
New Hope			86%	85%	83%	
Next Step Learning Center				95%	92%	97%
North Oakland Community Charter School			79%	84%		
Oakland Midnight Basketball- Oakland Police Department						
Oakland Parks and Rec.- Magnet Inclusion Center			87%	85%	79%	84%
Oakland Public Library	79%	88%	89%			
OASES 1-3 programs	82%	84%	80%	86%	86%	89%
OASES Lincoln ASP/LEAP				89%	84%	84%
OASES SOAR Career & College Readiness				82%	85%	94%
OASES-Westlake ASP				84%	90%	89%
OBUGS		90%	86%	84%	88%	86%
Opera Piccola 1-2 programs	93%		83%	75%	85%	91%
Opera Piccola - ArtGate Advance				89%	86%	96%
Opera Piccola - BACR-Sankota Academy ASP					83%	87%
Operation Dignity/Henry Robinson	91%	73%				
OYC - Oakland Youth Chorus 1-3 programs	91%	89%	82%	86%	89%	81%
OYC - Basic Program (Encompass Academy in 2007)				85%	93%	83%
OYC - Fruitvale ASP				87%	84%	79%
Pacific News Services-Beat With-In			85%	80%	91%	
Parental Stress Services						
Prescott Circus	93%	91%	92%	91%	85%	88%
Project Re-Connect	84%	82%		89%	88%	87%
SMAAC	78%	75%	74%	82%	85%	
Spanish Speaking Citizens' Foundation	79%	86%	91%	91%	88%	86%
Spanish Speaking Unity Council				72%	68%	
Sports4Kids	84%	85%	86%	86%	88%	91%
The Link to Children-Reduction of Violence						
The Mentoring Center		82%		82%	88%	
Through The Looking Glass						
Urban Promise Academy				84%	77%	85%
Volunteer Center and Force for Change	97%	95%				
West Oakland Community School-Extended Day Program	56%	78%				
YMCA of the East Bay				76%	72%	55%
Young Women United For Oakland/Tides Center	77%	77%				
Youth Alive	88%	92%	95%	94%	94%	92%
Youth Employment Partnership	90%	77%	80%	91%	87%	80%
Youth Sounds ARC Associates			83%	87%	87%	76%
Youth Together	87%	88%	92%	88%	90%	89%
Median Organization	84%	86%	86%	87%	86%	86%

Parent Satisfaction with Services						
AGENCY	FY2002	FY2003	FY2004	FY2005	FY2006	FY2007
Ala Costa Center After School				92%	93%	94%
Alameda County Health Care Foundation	90%				79%	81%
ASCEND School				91%	83%	86%
Asian Community Mental Health Services	93%	82%	85%	85%	88%	83%
Asian Health Services						
Attitudinal Healing Connection			95%	91%		
BACR - Bay Area Community Resources/ Lincoln Center 2-7 programs	94%	84%	90%	92%	88%	
BACR - Emerson w/Peralta in 2007, w/MLK in 2005			90%	95%	92%	
BACR - Hoover ASP Kids Rock			93%	92%	93%	
BACR - Madison ASP			85%	98%	81%	
BACR - Martin Luther King ASP- Unity of Dreams				92%	88%	
BACR - Santa Fe Shooting Stars				89%	89%	
BACR - Stonehurst High Hopes ASP				76%	89%	86%
Bay Area Outreach & Recreation Program (BORP)		97%	99%	96%	100%	97%
Bay Area SCORES				88%	89%	87%
Boys-n-Girls Club of Oakland			80%	90%	89%	
Bret Harle Middle School ASP	94%	88%	89%	85%	93%	95%
Center For Youth Development Through Law			94%	92%		
CHALK	83%	93%				
Change Thru Xanthos						
Community Health Academy	89%	88%	85%	91%		
Dimensions Dance Theater	99%	93%	97%	97%	93%	96%
Discovery Center	96%	96%	97%	96%	91%	96%
DiversityWorks	83%	85%	96%	82%	81%	
Donald P. McCullum Youth Court	89%	93%	95%	83%	87%	
East Bay Agency for Children 1-2 programs		88%	89%	88%	85%	87%
East Bay Agency for Children - Hawthorne ASP				86%	84%	83%
East Bay Agency for Children-Sequoia ASP				92%	90%	91%
East Bay Asian Youth Center 1-5 programs	91%	82%	83%	85%	83%	86%
East Bay Asian Youth Center- Franklin ASP				89%	90%	92%
East Bay Asian Youth Center-Garfield ASP				80%	78%	84%
East Bay Asian Youth Center-Manzanita ASP				85%	81%	86%
East Bay Asian Youth Center-Roosevelt ASP				87%	86%	79%
East Bay Conservation Corps 1-2 programs					82%	87%
East Bay Conservation Corps - Claremont SAFE					81%	82%
East Bay Conservation Corps-Charter School					83%	92%
East Oakland Boxing Association	96%	92%	89%	92%	93%	95%
East Oakland Comm. HS - Avenues Project					92%	92%
Eastside Arts Alliance 1-3 Programs		96%	86%	90%	85%	86%
Elmhurst Middle School ASP					93%	81%
Even Start		95%	88%	94%	88%	89%
Family Bridges Learning Center						
Family Violence Law Center			100%	98%	96%	
Foster Youth Alliance						
GIRLS	95%	94%	92%	95%	93%	92%
Global Education Partnership	95%		64%	85%	87%	83%
Hearing Society-Oakland Deaf & Hard of Hearing Youth	96%	94%				
Kids First		81%	85%	93%	88%	66%
La Clinica De La Raza-Teens & Totis						
La Clinica De La Raza-Youth Brigade	98%	83%	79%	84%	84%	83%
Lao Family-Even Start	86%	84%	90%		84%	91%
Leadership Excellence Summer Program			97%		97%	83%
Leadership Excellence-Youth Leadership	83%	100%	96%	90%	95%	
Mandela Arts Center						
Marcus A. Foster Smart Start & Oakland Ready to Learn	93%	87%	92%	93%		
Marcus A. Foster-Children & Youth		100%	96%	97%	96%	
Melrose Leadership Academy		81%	75%	78%	73%	
Museum of Children's Art-Project Yield		92%	91%			
Native American Health Center	92%	93%	98%	92%	95%	96%
New Hope			85%	91%	79%	
Next Step Learning Center				92%	92%	91%
North Oakland Community Charter School			94%	84%		
Oakland Midnight Basketball- Oakland Police Department				96%		
Oakland Parks and Rec.- Magnet Inclusion Center				92%	94%	93%
Oakland Public Library	96%	92%	95%			
OASES 1-3 programs	94%	87%	88%	90%	90%	89%
OASES Lincoln ASP/LEAP				93%	93%	89%
OASES SOAR Career & College Readiness				88%	89%	93%
OASES-Westlake ASP				86%	87%	85%
OBUGS		91%	89%	95%	86%	90%
Opera Piccola 1-2 programs	93%		88%	84%	88%	87%
Opera Piccola - ArtGate Advance				87%	88%	94%
Opera Piccola - BACR-Sankota Academy ASP					90%	80%
Operation Dignity/Henry Robinson						
OYC - Oakland Youth Chorus 1-3 programs	98%	94%	91%	91%	98%	91%
OYC - Basic Program (Encompass Academy in 2007)				96%	89%	86%
OYC - Fruitvale ASP				89%	99%	96%
Pacific News Services-Beat With-In						
Parental Stress Services			94%	82%	83%	91%
Prescott Circus	92%	93%	93%	90%	85%	93%
Project Re-Connect	96%	91%		91%	94%	93%
SMAAC						
Spanish Speaking Citizens' Foundation	90%	92%	87%	91%	87%	88%
Spanish Speaking Unity Council				77%	68%	
Sports4Kids	93%	89%	89%	86%	89%	88%
The Link to Children-Reduction of Violence					90%	90%
The Mentoring Center		87%		84%	88%	
Through The Looking Glass				96%	92%	91%
Urban Promise Academy				84%	83%	95%
Volunteer Center and Force for Change	94%	94%				
West Oakland Community School-Extended Day Program	88%	86%				
YMCA of the East Bay				89%	88%	80%
Young Women United For Oakland/Tides Center						
Youth Alive	94%	92%	92%	91%	88%	88%
Youth Employment Partnership		84%	82%	91%	88%	
Youth Sounds ARC Associates			89%	75%	99%	49%
Youth Together	87%	81%	88%	92%	84%	79%
Median Organization	93%	92%	90%	90%	89%	89%

Customer's Asset Development Service Productivity						
AGENCY	FY2002	FY2003	FY2004	FY2005	FY2006	FY2007
Ala Costa Center After School				64%	70%	79%
Alameda County Health Care Foundation	52%			79%	67%	70%
ASCEND School				61%	71%	67%
Asian Community Mental Health Services	68%	72%	82%	78%	78%	74%
Asian Health Services			37%	66%		
Attitudinal Healing Connection			64%	58%		
BACR - Bay Area Community Resources/Lincoln Center 2-7 programs		78%	88%	61%	69%	65%
BACR - Emerson w/Peralta in 2007, w/MLK in 2005				63%	71%	58%
BACR - Hoover ASP Kids Rock				62%	66%	66%
BACR - Madison ASP				53%	47%	76%
BACR - Martin Luther King ASP- Unity of Dreams					56%	49%
BACR - Santa Fe Shooting Stars					82%	69%
BACR - Stonehurst High Hopes ASP				70%	78%	72%
Bay Area Outreach & Recreation Program (BORP)		72%	56%	62%	80%	76%
Bay Area SCORES				70%	66%	72%
Boys-n-Girls Club of Oakland			71%	63%	58%	
Brat Harie Middle School ASP	39%	60%	39%	72%	85%	74%
Center For Youth Development Through Law			72%	77%		
CHALK	41%	64%				
Change Thru Xanthos		51%	72%	78%	68%	73%
Community Health Academy	45%	66%	70%	70%		
Dimensions Dance Theater	61%	63%	62%	71%	69%	60%
Discovery Center	65%	67%	72%	73%	72%	76%
DiversityWorks	41%	46%	84%	59%	60%	
Donald P. McCullum Youth Court	45%	65%	73%	57%	65%	
East Bay Agency for Children 1-2 programs		77%	85%	76%	70%	64%
East Bay Agency for Children - Hawthorne ASP				80%	75%	67%
East Bay Agency for Children-Sequoia ASP				66%	56%	62%
East Bay Asian Youth Center 1-5 programs	49%	52%	55%	61%	58%	68%
East Bay Asian Youth Center-Franklin ASP				63%	67%	77%
East Bay Asian Youth Center-Genfield ASP				63%	55%	77%
East Bay Asian Youth Center-Manzanita ASP				76%	66%	68%
East Bay Asian Youth Center-Roosevelt ASP				52%	40%	46%
East Bay Conservation Corps 1-2 programs				46%	62%	57%
East Bay Conservation Corps - Claremont SAFEE				46%	54%	48%
East Bay Conservation Corps-Charter School					73%	66%
East Oakland Boxing Association	52%	53%	75%	89%	81%	86%
East Oakland Comm. HS - Avenues Project					60%	80%
Eastside Arts Alliance 1-3 Programs		62%	75%	66%	73%	74%
Elmhurst Middle School ASP					74%	56%
Even Start		93%	94%	95%	84%	95%
Family Bridges Learning Center						
Family Violence Law Center			72%	86%		
Foster Youth Alliance	57%	63%	67%	68%	70%	64%
GIRLS	56%	77%	73%	82%	77%	74%
Global Education Partnership	57%		56%	60%	78%	61%
Hearing Society-Oakland Deaf & Hard of Hearing Youth	55%	78%				
Kids First		58%	61%	75%	55%	67%
La Clinica De La Raza-Teens & Tots		82%	80%	63%	92%	78%
La Clinica De La Raza-Youth Brigade	77%	63%	73%	67%	71%	60%
Lao Family-Even Start	21%	55%	61%		100%	94%
Leadership Excellence Summer Program			73%	76%	75%	61%
Leadership Excellence-Youth Leadership	71%	66%	60%	76%	75%	
Mandela Arts Center						
Marcus A. Foster Smart Start & Oakland Ready to Learn	85%	86%	81%	87%		
Marcus A. Foster-Children & Youth		69%	72%	64%	55%	
Melrose Leadership Academy		52%	48%	61%	58%	
Museum of Children's Art-Project Yield	49%	64%	70%			
Native American Health Center	58%	54%	52%	60%	67%	82%
New Hope			78%	92%	74%	
Next Step Learning Center				92%	85%	88%
North Oakland Community Charter School			49%	76%		
Oakland Midnight Basketball- Oakland Police Department						
Oakland Parks and Rec.- Magnet Inclusion Center			69%	72%	64%	68%
Oakland Public Library	51%	73%	77%			
OASES 1-3 programs	45%	70%	64%	72%	75%	78%
OASES Lincoln ASP/LEAP				77%	72%	71%
OASES SOAR Career & College Readiness				70%	77%	82%
OASES-Westlake ASP				67%	77%	80%
OBUGS		77%	70%	80%	65%	64%
Opera Piccola 1-2 programs	59%		68%	45%	60%	77%
Opera Piccola - ArtGate Advance				60%	56%	74%
Opera Piccola - BACR-Sankota Academy ASP					68%	80%
Operation Dignity/Henry Robinson	67%	24%				
OYC - Oakland Youth Chorus 1-3 programs	55%	66%	63%	68%	70%	65%
OYC - Basic Program (Encompass Academy in 2007)				58%	76%	67%
OYC - Fruitvale ASP				74%	64%	68%
Pacific News Services-Beat With-In			66%	61%	76%	
Parental Stress Services			82%	72%	70%	83%
Prescott Circus	70%	70%	76%	79%	64%	83%
Project Re-Connect	67%	79%		82%	82%	76%
SMAAC	81%	41%	57%	55%	67%	
Spanish Speaking Citizens' Foundation	54%	62%	74%	80%	73%	55%
Spanish Speaking Unity Council				42%	40%	
Sports4Kids	42%	68%	76%	70%	70%	73%
The Link to Children-Reduction of Violence					64%	81%
The Mentoring Center		72%		69%	81%	
Through The Looking Glass				94%	84%	84%
Urban Promise Academy				72%	83%	75%
Volunteer Center and Force for Change	75%	84%				
West Oakland Community School-Extended Day Program	46%	54%				
YMCA of the East Bay				50%	44%	68%
Young Women United For Oakland/Tikes Center	49%	63%				
Youth Alive	50%	75%	76%	79%	67%	69%
Youth Employment Partnership	59%	51%	63%	68%	61%	54%
Youth Sounds ARC Associates			56%	59%	56%	54%
Youth Together	67%	70%	68%	59%	67%	75%
Median Organization	55%	66%	71%	69%	69%	72%

Customer's Agency-specified Service Productivity						
AGENCY	FY2002	FY2003	FY2004	FY2005	FY2006	FY2007
Ala Costa Center After School				69%	63%	56%
Alameda County Health Care Foundation	74%			78%	77%	70%
ASCEND School						67%
Asian Community Mental Health Services	75%	76%	88%	80%	85%	80%
Asian Health Services			63%	88%		
Attitudinal Healing Connection			64%	59%		
BACR - Bay Area Community Resources/Lincoln Center 2-7 programs	77%	85%	59%	44%	67%	
BACR - Emerson w/Peralta in 2007, w/MLK in 2005			57%	78%	61%	
BACR - Hoover ASP Kids Rock			57%	70%	70%	
BACR - Madison ASP			47%	51%	83%	
BACR - Martin Luther King ASP- Unity of Dreams						53%
BACR - Santa Fe Shooting Stars						66%
BACR - Stonehurst High Hopes ASP				73%	72%	68%
Bay Area Outreach & Recreation Program (BORP)	86%	71%	69%	97%	87%	
Bay Area SCORES				72%	68%	71%
Boys-n-Girls Club of Oakland			65%	44%	55%	
Bret Harle Middle School ASP	39%	60%	34%	60%	80%	74%
Center For Youth Development Through Law			80%	83%		
CHALK	48%	77%				
Change Thru Xenithos		48%	69%	81%	64%	76%
Community Health Academy	51%	68%	74%	72%		
Dimensions Dance Theater	62%	70%	77%	73%	79%	69%
Discovery Center	67%	75%	74%	72%	67%	79%
DiversityWorks	45%	57%	86%	63%	70%	
Donald P. McCullum Youth Court	56%	69%	81%	70%	71%	
East Bay Agency for Children 1-2 programs		73%	81%	72%	66%	58%
East Bay Agency for Children - Hawthorne ASP				77%	67%	60%
East Bay Agency for Children-Sequoia ASP				55%	63%	55%
East Bay Asian Youth Center 1-5 programs	21%	93%	92%	54%	64%	72%
East Bay Asian Youth Center- Franklin ASP				48%	73%	83%
East Bay Asian Youth Center-Garfield ASP				54%	69%	77%
East Bay Asian Youth Center-Manzanita ASP				73%	62%	79%
East Bay Asian Youth Center-Roosevelt ASP				50%	47%	51%
East Bay Conservation Corps 1-2 programs				47%	61%	52%
East Bay Conservation Corps - Claremont SAFEE				47%	53%	48%
East Bay Conservation Corps-Charter School					70%	55%
East Oakland Boxing Association	56%	66%	66%	85%	75%	82%
East Oakland Comm. HS - Avenues Project					55%	76%
Eastside Arts Alliance 1-3 Programs		68%	65%	78%	73%	64%
Elmhurst Middle School ASP					88%	68%
Even Start		95%	86%	96%	90%	85%
Family Bridges Learning Center						
Family Violence Law Center			92%	98%		
Foster Youth Alliance	58%	72%	71%	73%	76%	65%
GIRLS	63%	79%	78%	81%	87%	73%
Global Education Partnership	62%		60%	69%	79%	64%
Hearing Society-Oakland Deaf & Hard of Hearing Youth	63%	79%				
Kids First		66%	75%	89%	63%	70%
La Clinica De La Raza-Teens & Tots		78%	81%	81%	86%	73%
La Clinica De La Raza-Youth Brigade	74%	65%	69%	64%	61%	41%
Lao Family-Even Start	40%	58%	58%		99%	95%
Leadership Excellence Summer Program			75%	79%	75%	66%
Leadership Excellence-Youth Leadership	40%	58%	63%	83%	79%	
Mandela Arts Center						
Marcus A. Foster Smart Start & Oakland Ready to Learn	89%	60%	91%	90%		
Marcus A. Foster-Children & Youth		73%			79%	
Melrose Leadership Academy		49%	45%	53%	53%	
Museum of Children's Art-Project Yield	46%	68%	67%			
Native American Health Center	55%	54%	48%	50%	60%	82%
New Hope			66%	82%	63%	
Next Step Learning Center				97%	92%	93%
North Oakland Community Charter School			38%	57%		
Oakland Midnight Basketball- Oakland Police Department				69%	72%	60%
Oakland Parks and Rec - Magnet Inclusion Center						62%
Oakland Public Library	46%	73%	80%			
QASES 1-3 programs	42%	66%	65%	70%	75%	76%
QASES Lincoln ASP/LEAP				72%	72%	73%
QASES SQAR Career & College Readiness				77%	81%	82%
QASES-Westlake ASP				60%	73%	71%
OBUGS		79%	100%	79%	66%	66%
Opera Piccola 1-2 programs	67%		72%	50%	60%	77%
Opera Piccola - ArtGate Advance				70%	64%	81%
Opera Piccola - BACR-Sankota Academy ASP					55%	73%
Operation Dignity/Henry Robinson	71%	18%				
OYC - Oakland Youth Chorus 1-3 programs	61%	68%	67%	71%	76%	70%
OYC - Basic Program (Encompass Academy in 2007)					70%	78%
OYC - Fruitvale ASP				72%	72%	77%
Pacific News Services-Beat With-in			64%	62%	73%	
Parental Stress Services			47%	74%	77%	85%
Prescott Circus	69%	86%	60%	77%	69%	62%
Project Re-Connect	66%	82%		72%	88%	82%
SMAAC	66%	44%	53%	56%	65%	
Spanish Speaking Citizens' Foundation	52%	73%	88%	83%	80%	53%
Spanish Speaking Unity Council				43%	49%	
Sports4Kids	75%	67%	73%	72%	75%	75%
The Link to Children-Reduction of Violence					62%	91%
The Mentoring Center		69%		69%	85%	
Through The Looking Glass				83%	96%	90%
Urban Promise Academy				51%	66%	
Volunteer Center and Force for Change	82%	85%				
West Oakland Community School-Extended Day Program	54%	63%				
YMCA of the East Bay				54%	50%	76%
Young Women United For Oakland/Tides Center	45%	69%				
Youth Alive	43%	83%	79%	78%	76%	76%
Youth Employment Partnership	70%	57%	84%	85%	79%	65%
Youth Sounds ARC Associates			65%	59%	51%	53%
Youth Together	77%	63%	75%	58%	63%	73%
Median Organization	61%	69%	72%	72%	71%	71%

Customer's Agency-specified Service Quality						
AGENCY	FY2002	FY2003	FY2004	FY2005	FY2006	FY2007
Ala Costa Center After School				2.95	2.10	1.83
Alameda County Health Care Foundation	1.96			3.39	2.83	2.47
ASCEND School						1.68
Asian Community Mental Health Services	2.63	2.56	5.08	3.44	3.98	2.96
Asian Health Services			1.62	3.55		
Arbitudinal Healing Connection			1.61	1.50		
BACR - Bay Area Community Resources/Lincoln Center 2-7 programs		1.99	2.89	1.55	1.42	1.69
BACR - Emerson w/Peralta in 2007, w/MLK in 2005				1.12	2.20	1.42
BACR - Hoover ASP Kids Rock				1.03	1.44	1.90
BACR - Madison ASP				1.43	1.04	2.52
BACR - Martin Luther King ASP- Unity of Dreams						1.18
BACR - Santa Fe Shooting Stars						1.58
BACR - Stonehurst High Hopes ASP				1.48	1.69	1.55
Bay Area Outreach & Recreation Program (BORP)		4.95	1.88	1.84	10.26	3.81
Bay Area SCORES				2.36	1.62	1.85
Boys-n-Girls Club of Oakland			1.99	1.14	1.38	
Bret Harte Middle School ASP	1.03	1.72	.87	1.78	2.85	3.08
Center For Youth Development Through Law CHALK	1.67	3.28				
Change Thru Xanthos		1.30	2.25	2.52	1.89	2.19
Community Health Academy	1.44	2.04	2.33	2.28		
Dimensions Dance Theater	2.48	3.06	3.55	2.94	3.30	2.53
Discovery Center	2.01	2.20	2.46	2.39	1.88	2.74
DiversityWorks	.97	1.86	4.44	1.84	2.35	
Donald P. McCullum Youth Court	1.89	2.99	3.76	2.77	2.37	
East Bay Agency for Children 1-2 programs		2.10	2.28	1.73	1.71	1.23
East Bay Agency for Children - Hawthorne ASP				2.15	1.64	1.39
East Bay Agency for Children-Sequoia ASP				1.30	1.78	1.07
East Bay Asian Youth Center 1-5 programs	45	6.02	4.76	1.39	1.60	2.22
East Bay Asian Youth Center- Franklin ASP				1.07	2.02	2.68
East Bay Asian Youth Center-Garfield ASP				1.37	1.68	2.37
East Bay Asian Youth Center-Manzanita ASP				1.96	1.57	2.72
East Bay Asian Youth Center-Roosevelt ASP				1.16	1.11	1.19
East Bay Conservation Corps 1-2 programs				1.08	1.80	1.26
East Bay Conservation Corps - Claremont SAFE				1.08	1.31	1.15
East Bay Conservation Corps-Charter School					2.29	1.38
East Oakland Boxing Association	1.36	1.16	1.81	2.92	2.20	2.91
East Oakland Comm. HS - Avenues Project					1.45	2.33
Eastside Arts Alliance 1-3 Programs		1.92	2.31	2.58	4.03	1.96
Elmhurst Middle School ASP					5.32	1.61
Even Start		6.93	2.91	6.28	3.14	2.73
Family Bridges Learning Center						
Family Violence Law Center			5.05	12.58		
Foster Youth Alliance	1.89	2.45	2.04	2.05	2.31	1.88
GIRLS	1.21	1.70	1.94	1.89	3.62	1.94
Global Education Partnership	1.84		2.01	2.00	2.53	1.84
Hearing Society-Oakland Deaf & Hard of Hearing Youth	1.98	3.08				
Kids First		2.15	2.82	4.76	1.29	2.37
La Clinica De La Raza-Teens & Tots		3.12	2.89	3.14	3.95	2.11
La Clinica De La Raza-Youth Brigade	2.94	2.12	2.37	1.90	2.00	1.09
Lao Family-Even Start	1.00	1.62	1.33		19.75	7.69
Leadership Excellence Summer Program			2.16	3.92	2.83	2.30
Leadership Excellence-Youth Leadership		1.14	1.84	4.11	2.96	
Mandela Arts Center						
Marcus A. Foster Smart Start & Oakland Ready to Learn		1.71	4.45	4.34		
Marcus A. Foster-Children & Youth		1.99			2.32	
Meirrose Leadership Academy		1.10	.99	1.36	1.36	
Museum of Children's Art-Project Yield	1.48	2.34	2.01			
Native American Health Center	1.47	1.48	1.50	1.32	1.63	2.74
New Hope			1.51	2.85	1.53	
Next Step Learning Center				14.37	7.35	6.01
North Oakland Community Charter School			73	1.80		
Oakland Midnight Basketball- Oakland Police Department				1.94	1.81	1.48
Oakland Parks and Rec. - Magnet Inclusion Center				1.94	1.81	1.48
Oakland Public Library	1.36	2.31	3.06			1.33
OASES 1-3 programs	.71	1.79	1.98	2.55	2.75	2.81
OASES Lincoln ASP/LEAP				2.50	2.23	2.22
OASES SOAR Career & College Readiness				2.90	3.96	4.14
OASES-Westlake ASP				2.25	2.05	2.08
OBUGS		2.76		2.50	1.69	1.56
Opera Piccola 1-2 programs	2.52		2.06	1.61	2.01	3.10
Opera Piccola - ArtGate Advance				2.46	2.25	2.62
Opera Piccola - BACR-Sankota Academy ASP					1.77	3.58
Operation Dignity/Henry Robinson	2.31	.32				
OYC - Oakland Youth Chorus 1-3 programs	2.11	1.80	1.69	2.10	2.20	1.83
OYC - Basic Program (Encompass Academy In 2007)				2.11	2.42	1.52
OYC - Fruitvale ASP				2.09	1.98	2.07
Pacific News Services-Beat With-In			2.01	1.61	3.31	
Parental Stress Services			1.65	2.26	2.58	3.34
Prescott Circus	2.14	3.19	2.76	2.99	1.99	1.68
Project Re-Connect	2.06	4.10		2.48	4.97	3.25
SMAAC	1.77	1.09	1.18	1.38	2.01	
Spanish Speaking Citizens' Foundation	1.43	2.27	3.93	2.48	2.45	1.07
Spanish Speaking Unity Council				1.23	1.29	
Sports4Kids	2.55	1.64	1.89	2.04	2.41	2.32
The Link to Children-Reduction of Violence					1.64	3.29
The Mentoring Center		1.84		1.75	4.30	
Through The Looking Glass				2.63	7.59	4.70
Urban Promise Academy				1.30	1.73	1.83
Volunteer Center and Force for Change	3.08	3.83				
West Oakland Community School-Extended Day Program	1.51	1.96				
YMCA of the East Bay				1.17	1.05	1.71
Young Women United For Oakland/Tides Center	1.08	1.83				
Youth Alive	1.28	4.06	3.58	2.16	3.55	3.29
Youth Employment Partnership	2.71	1.58	3.85	3.55	3.24	1.67
Youth Sounds ARC Associates			1.72	1.82	1.16	1.36
Youth Together	2.35	1.98	3.08	1.80	2.22	2.70
Median Organization	1.77	2.01	2.11	2.09	2.15	2.09

SPI over time						
AGENCY	FY2002	FY2003	FY2004	FY2005	FY2006	FY2007
Ala Costa Center After School				674	618	614
Alameda County Health Care Foundation	51			712	677	652
ASCEND School				656	610	680
Asian Community Mental Health Services	552	637	674	716	706	693
Asian Health Services			501	625		
Attitudinal Healing Connection			654	673		
BACR - Bay Area Community Resources/Lincoln Center 2-7 programs		720	643	615	593	620
BACR - Emerson w/Paralta in 2007, w/MLK in 2005				584	645	676
BACR - Hooper ASP Kids Rock				646	610	618
BACR - Madison ASP				559	423	604
BACR - Martin Luther King ASP- Unity of Dreams					478	551
BACR - Santa Fe Shooting Stars					690	650
BACR - Stonehurst High Hopes ASP				557	600	619
Bay Area Outreach & Recreation Program (BORP)		599	606	635	747	710
Bay Area SCORES				708	712	670
Boys-n-Girls Club of Oakland			583	660	735	
Bret Harte Middle School ASP	494	574	621	657	667	679
Center For Youth Development Through Law			591	406		
CHALK	286	569				
Change Thru Xanthos		404	627	695	660	652
Community Health Academy	496	682	824	829		
Dimensions Dance Theater	676	816	826	806	768	715
Discovery Center	596	640	692	703	684	692
DiversityWorks	312	492	633	616	339	
Donald P. McCullum Youth Court	540	594	619	602	639	
East Bay Agency for Children 1-2 programs		653	658	680	675	609
East Bay Agency for Children - Hawthorne ASP				715	661	599
East Bay Agency for Children-Sequoia ASP				644	644	619
East Bay Asian Youth Center 1-5 programs	480	753	711	696	672	656
East Bay Asian Youth Center- Franklin ASP				721	814	744
East Bay Asian Youth Center-Garfield ASP				681	674	689
East Bay Asian Youth Center-Manzanita ASP				739	707	650
East Bay Asian Youth Center-Roosevelt ASP				643	475	602
East Bay Conservation Corps 1-2 programs				507	594	576
East Bay Conservation Corps - Claremont SAFE				507	562	525
East Bay Conservation Corps-Charter School					614	627
East Oakland Boxing Association	733	708	754	828	825	720
East Oakland Comm. HS - Avenues Project					232	738
Eastside Arts Alliance 1-3 Programs		568	656	699	715	725
Elmhurst Middle School ASP					763	721
Even Start		663	636	772	719	713
Family Bridges Learning Center						
Family Violence Law Center			768	772	373	
Foster Youth Alliance	520	554	585	585	545	602
GIRLS	570	673	694	678	666	636
Global Education Partnership	478		665	694	715	611
Hearing Society-Oakland Deaf & Hard of Hearing Youth	373	534				
Kids First		598	604	709	638	625
La Clinica De La Raza-Teens & Tots		539	589	642	731	602
La Clinica De La Raza-Youth Brigade	384	584	664	619	667	564
Lao Family-Even Start	441	575	592	633	729	
Leadership Excellence Summer Program			739	665	715	684
Leadership Excellence-Youth Leadership	269	658	534	705	696	
Mandela Arts Center	381	367				
Marcus A. Foster Smart Start & Oakland Ready to Learn	345	610	785	842		
Marcus A. Foster-Children & Youth		728	704	489	685	
Meirose Leadership Academy		591	682	658	672	
Museum of Children's Art-Project Yield	446	633	674			
Native American Health Center	623	628	623	668	681	681
New Hope			629	771	674	
Next Step Learning Center				856	830	769
North Oakland Community Charter School			705	739		
Oakland Midnight Basketball- Oakland Police Department						
Oakland Parks and Rec.- Magnet Inclusion Center			595	597	610	600
Oakland Public Library	565	591	662			
OASES 1-3 programs	652	843	719	709	721	718
OASES Lincoln ASP/LEAP				718	712	704
OASES SOAR Career & College Readiness				744	754	723
OASES-Westlake ASP				866	699	727
OBUGS		606	645	676	717	711
Opera Piccola 1-2 programs	441		678	606	636	677
Opera Piccola - ArtGate Advance				715	614	630
Opera Piccola - BACR-Sankota Academy ASP					653	725
Operation Dignity/Henry Robinson	563	246				
OYC - Oakland Youth Chorus 1-3 programs	561	637	680	730	723	627
OYC - Basic Program (Encompass Academy in 2007)				691	720	616
OYC - Fruitvale ASP				769	680	639
Pacific News Services-Beat With-In			566	634	698	
Parental Stress Services			373	611	647	683
Prescott Circus	622	687	705	735	623	612
Project Re-Connect	306	586		673	725	678
SMAAC	514	587	644	610	631	
Spanish Speaking Citizens' Foundation	454	621	644	783	635	603
Spanish Speaking Unity Council				551	438	
Sports4Kids	671	783	873	836	861	788
The Link to Children-Reduction of Violence					583	654
The Mentoring Center		501		601	398	
Through The Looking Glass				381	397	705
Urban Promise Academy				545	620	590
Volunteer Center and Force for Change	388	683	337			
West Oakland Community School-Extended Day Program	486	570				
YMCA of the East Bay				608	596	650
Young Women United For Oakland/Tides Center	185	586				
Youth Alive	402	617	641	669	685	669
Youth Employment Partnership	312	567	615	669	704	510
Youth Sounds ARC Associates			649	600	619	556
Youth Together	482	654	641	650	665	714
Median Organization	479	606	645	671	670	655

AGENCY	SPI over time					
	FY2002	FY2003	FY2004	FY2005	FY2006	FY2007
Ala Costa Center After School				674	618	614
Alameda County Health Care Foundation	51			712	677	652
ASCEND School				656	610	680
Asian Community Mental Health Services	552	637	674	716	706	693
Asian Health Services			501	625		
Attitudinal Healing Connection			654	673		
BACR - Bay Area Community Resources/Lincoln Center 2-7 programs		720	643	615	593	620
BACR - Emerson w/Paralta in 2007, w/MLK in 2005				584	645	676
BACR - Hoover ASP Kids Rock				646	610	618
BACR - Madison ASP				559	423	604
BACR - Martin Luther King ASP - Unity of Dreams					478	551
BACR - Santa Fe Shooting Stars					690	650
BACR - Stonehurst High Hopes ASP				557	600	619
Bay Area Outreach & Recreation Program (BORP)		599	806	635	747	710
Bay Area SCORES				708	712	670
Boys-n-Girls Club of Oakland			583	660	735	
Brnt Harte Middle School ASP	494	574	621	657	667	679
Center For Youth Development Through Law			591	406		
CHALK	286	569				
Change Thru Xanthos		404	627	695	660	652
Community Health Academy	496	682	824	829		
Dimensions Dance Theater	676	818	826	806	768	715
Discovery Center	596	640	692	703	664	692
DiversityWorks	312	492	633	616	339	
Donald P. McCullum Youth Court	540	584	619	602	639	
East Bay Agency for Children 1-2 programs		653	656	680	675	609
East Bay Agency for Children - Hawthorne ASP				715	661	599
East Bay Agency for Children - Sequoia ASP				644	644	619
East Bay Asian Youth Center 1-5 programs	480	753	711	696	672	656
East Bay Asian Youth Center - Franklin ASP				721	814	744
East Bay Asian Youth Center - Garfield ASP				681	674	689
East Bay Asian Youth Center - Manzanita ASP				739	707	650
East Bay Asian Youth Center - Roosevelt ASP				643	475	602
East Bay Conservation Corps 1-2 programs				507	594	576
East Bay Conservation Corps - Claremont SAFEe				507	562	525
East Bay Conservation Corps - Charter School					614	627
East Oakland Boxing Association	733	708	754	828	825	720
East Oakland Comm. HS - Avenues Project					232	738
Eastside Arts Alliance 1-3 Programs		568	656	699	715	725
Elmhurst Middle School ASP					763	721
Even Start		683	636	772	719	713
Family Bridges Learning Center				788	772	373
Family Violence Law Center						
Foster Youth Alliance	520	554	585	585	545	602
GIRLS	570	673	694	678	686	636
Global Education Partnership	478		665	694	715	611
Hearing Society-Oakland Deaf & Hard of Hearing Youth	373	534				
Kids First		598	604	709	638	625
La Clinica De La Raza-Teens & Tots		539	589	642	731	602
La Clinica De La Raza-Youth Brigade	364	584	664	619	667	564
Lao Family-Even Start	441	575	592		633	729
Leadership Excellence Summer Program			739	665	715	684
Leadership Excellence-Youth Leadership	289	658	534	705	696	
Mandela Arts Center	381	367				
Marcus A. Foster Smart Start & Oakland Ready to Learn	345	610	785	842		
Marcus A. Foster-Children & Youth		728	704	489	685	
Melrose Leadership Academy		591	682	658	672	
Museum of Children's Art-Project Yield	446	633	674			
Native American Health Center	623	628	623	668	681	681
New Hope			629	771	674	
Next Step Learning Center				856	830	769
North Oakland Community Charter School			705	739		
Oakland Midnight Basketball- Oakland Police Department						
Oakland Parks and Rec - Magnet Inclusion Center			595	597	610	600
Oakland Public Library	565	591	662			
OASES 1-3 programs	652	843	719	709	721	718
OASES Lincoln ASP/LEAP				718	712	704
OASES SOAR Career & College Readiness				744	754	723
OASES-Westlake ASP				666	699	727
OBUGS		606	645	676	717	711
Opera Piccola 1-2 programs	441		678	606	636	677
Opera Piccola - ArtGate Advance				715	614	630
Opera Piccola - BACR-Sankota Academy ASP					653	725
Operation Dignity/Henry Robinson	563	246				
OYC - Oakland Youth Chorus 1-3 programs	561	637	660	730	723	627
OYC - Basic Program (Encompass Academy in 2007)				691	720	616
OYC - Fruitvale ASP				769	680	639
Pacific News Services-Beat With-In			566	634	698	
Parental Stress Services			373	611	647	683
Prescott Circus	622	697	705	735	623	612
Project Re-Connect	306	586		673	725	678
SMAAC	514	587	644	610	631	
Spanish Speaking Citizens' Foundation	454	621	644	703	635	603
Spanish Speaking Unity Council				551	438	
Sports4Kids	671	783	873	836	861	788
The Link to Children-Reduction of Violence					583	654
The Mentoring Center		501		601	398	
Through The Looking Glass				381	397	705
Urban Promise Academy				545	620	590
Volunteer Center and Force for Change	389	683	337			
West Oakland Community School-Extended Day Program	486	570				
YMCA of the East Bay				608	596	650
Young Women United For Oakland/Tides Center	185	586				
Youth Alive	402	817	641	669	685	669
Youth Employment Partnership	312	567	615	669	704	510
Youth Sounds ARC Associates			649	600	619	556
Youth Together	462	654	641	650	665	714
Median Organization	478	606	645	671	670	655

SPI over time						
AGENCY	FY2002	FY2003	FY2004	FY2005	FY2006	FY2007
Ala Costa Center After School				674	618	614
Alameda County Health Care Foundation	51			712	677	652
ASCEND School				656	610	680
Asian Community Mental Health Services	552	637	674	716	706	693
Asian Health Services				501	625	
Attitudinal Healing Connection				654	673	
BACR - Bay Area Community Resources/Lincoln Center 2-7 programs		720	643	615	593	620
BACR - Emerson w/Paralta in 2007, w/MLK in 2005				584	645	676
BACR - Hoover ASP Kids Rock				646	610	618
BACR - Madison ASP				559	423	604
BACR - Martin Luther King ASP, Unity of Dreams					478	551
BACR - Santa Fe Shooting Stars					690	650
BACR - Stonehurst High Hopes ASP				557	600	619
Bay Area Outreach & Recreation Program (BORP)		599	606	635	747	710
Bay Area SCORES				708	712	670
Boys-n-Girls Club of Oakland			583	660	735	
Bret Harte Middle School ASP	494	574	621	657	667	679
Center For Youth Development Through Law			591	406		
CHALK	286	569				
Change Thru Xanthos		404	627	695	660	652
Community Health Academy	496	682	824	829		
Dimensions Dance Theater	676	616	826	806	768	715
Discovery Center	596	640	692	703	684	692
DiversityWorks	312	492	633	616	339	
Donald P. McCullum Youth Court	540	594	619	602	639	
East Bay Agency for Children 1-2 programs		653	656	680	675	609
East Bay Agency for Children - Hawthorne ASP				715	661	599
East Bay Agency for Children-Sequoia ASP				644	644	619
East Bay Asian Youth Center 1-5 programs	480	753	711	696	672	656
East Bay Asian Youth Center- Franklin ASP				721	814	744
East Bay Asian Youth Center-Garfield ASP				681	674	689
East Bay Asian Youth Center-Manzanita ASP				739	707	650
East Bay Asian Youth Center-Roosevelt ASP				643	475	602
East Bay Conservation Corps 1-2 programs				507	594	576
East Bay Conservation Corps - Claremont SAFE				507	562	525
East Bay Conservation Corps-Charter School					614	627
East Oakland Boxing Association	733	708	754	828	825	720
East Oakland Comm. HS - Avenues Project					232	738
Eastside Arts Alliance 1-3 Programs		568	656	699	715	725
Elmhurst Middle School ASP					763	721
Even Start		683	636	772	719	713
Family Bridges Learning Center						
Family Violence Law Center				768	772	373
Foster Youth Alliance	520	554	585	585	545	602
GIRLS	570	673	694	678	686	636
Global Education Partnership	478		665	694	715	611
Hearing Society-Oakland Deaf & Hard of Hearing Youth	373	534				
Kids First		598	604	709	638	625
La Clinica De La Raza-Teens & Tots		539	589	642	731	602
La Clinica De La Raza-Youth Brigade	364	584	664	618	667	564
Lao Family-Even Start	441	575	592		633	729
Leadership Excellence Summer Program			739	665	715	684
Leadership Excellence-Youth Leadership	289	658	534	705	696	
Mandela Arts Center	381	367				
Marcus A. Foster Smart Start & Oakland Ready to Learn	345	610	785	842		
Marcus A. Foster-Children & Youth		728	704	489	685	
Melrose Leadership Academy		591	682	658	672	
Museum of Children's Art-Project Yield	446	633	674			
Native American Health Center	623	628	623	668	681	681
New Hope			629	771	674	
Next Step Learning Center				858	830	769
North Oakland Community Charter School			705	739		
Oakland Midnight Basketball, Oakland Police Department						
Oakland Parks and Rec. - Magnet Inclusion Center				595	597	610
Oakland Public Library	565	591	662			600
OASES 1-3 programs	652	843	719	709	721	718
OASES Lincoln ASP/LEAP				718	712	704
OASES SOAR Career & College Readiness				744	754	723
OASES-Westlake ASP				666	699	727
OBUGS		606	645	676	717	711
Opera Piccola 1-2 programs	441		878	606	636	677
Opera Piccola - ArtGate Advance				715	614	630
Opera Piccola - BACR-Sankota Academy ASP					653	725
Operation Dignity/Henry Robinson	563	246				
OYC - Oakland Youth Chorus 1-3 programs	561	637	680	730	723	627
OYC - Basic Program (Encompass Academy in 2007)				691	720	616
OYC - Fruitvale ASP				769	660	639
Pacific News Services-Beal With-In				566	634	698
Parental Stress Services				373	611	647
Prescott Circus	622	697	705	735	523	612
Project Re-Connect	306	586		673	725	678
SMAAC	514	587	644	610	631	
Spanish Speaking Citizens' Foundation	454	621	644	703	635	603
Spanish Speaking Unity Council				551	438	
Sports4Kids	671	783	873	836	861	788
The Link to Children-Reduction of Violence					583	654
The Mentoring Center		501		601	398	
Through The Looking Glass				381	397	705
Urban Promise Academy				545	620	590
Volunteer Center and Force for Change	389	683	337			
West Oakland Community School-Extended Day Program	486	570				
YMCA of the East Bay				608	596	650
Young Women United For Oakland/Tides Center	185	586				
Youth Alive	402	617	641	669	685	669
Youth Employment Partnership	312	567	615	669	704	510
Youth Sounds ARC Associates			649	600	619	556
Youth Together	462	654	641	650	665	714
Median Organization	479	606	645	671	670	655

Kids First! FY 2006-2008

Highlights of Strategies and Programs



EARLY CHILDHOOD PROGRAMS

Young Children (Ages 0 – 5)

Community learning opportunities, quality preschool; case management, individualized therapy and family support for at-risk children



OFCY's early childhood programs support children's healthy emotional and social development in the earliest years to ensure their success in school and in later years. Quality preschool and community learning opportunities are essential to closing the school achievement gap that is prevalent in Oakland and many urban centers. OFCY dedicated \$1.3 million to programs providing community learning opportunities and services for children at risk of developmental delays. These nine programs served 2600 children in 2006-2007.

Five programs serving vulnerable children at risk of developmental delays served 1900 children in 2006-2007. These programs were delivered in residential group homes, through home visits and at Child Development Centers, Head-Start classrooms, and community based sites in low-income areas. Community based learning opportunities (4 programs) served 711 children focused on literacy for young children and their parents, family education and support, and enhancing pre-school learning and literacy through the incorporation of visual and performing arts. Programs were provided in child development centers, Even Start classrooms and community centers.

2006 – 2008 Early Childhood Programs:

Bring Me A Book
Center for the Education
of Infant/Deaf
Children's Hospital and
Research Center of Oakland
City of Oakland - DHS
Even Start
Family Paths
La Clinica de la Raza
Teens & Tots Program
Lao Family Community
Development - Even Start
Museum of Children's Art
The Link to Children

- Parent satisfaction scores ranged from 88% to 98% for the nine programs delivering these services, and averaged 91% for early childhood programs overall.
- Over 80% of parents participating in these programs reported that their relationship with their child is better because of the program.
- Over 80% of the parents report that their children get along better with others because of the program.

Kids First! FY 2006-2008

Highlights of Strategies and Programs



OUT OF SCHOOL TIME

After School and Summer Enrichment



After school programs give kids a safe place to go when schools let out, while providing learning opportunities and positive youth development experiences. Oakland's After School Initiative contributes \$6.8 million annually to 58 school based sites and 8 community based programs to ensure high quality after school programs. School based programs leverage funding from federal 21st Century Community Learning Center and state After School Education and Safety Program sources to expand access to programs. These programs focus on improving the academic success of Oakland students and support community based providers in delivering art, music, sports, and cultural enrichment programming for elementary and middle school students citywide.

**OFCY After school programs are currently serving over 7,000 children citywide.*

- o Youth satisfaction ratings of five summer programs averaged 84% while 94% of parents expressed satisfaction for these programs.
- o In after school programs, 94% of youth surveyed reported that they now desire to be really good at something.
- o 80% of youth surveyed reported feeling more self-confident and 70% reported improved leadership ability.
- o 87% of youth reported that they are now better able to listen and follow directions.

Opportunities for summer learning are a means of improving the achievement outcomes for Oakland's young people. Many youth lack constructive, engaging activities during the summer and positive supervision, and lose ground in their learning over the summer period. OFCY contributed \$600,000 to offer fun and healthy opportunities for learning and exploration to Oakland youth.

OFCY's 2006-2007 five providers served 453 children/youth in summer camp programs. These programs provided support and enrichment for children in kinship families, physical activity and career exploration and learning for middle school girls on a local college campus, experiential science learning academic focus, skill and leadership development and fun.



**2006 – 2008
SITE BASED
Comprehensive After School
Programs (ASP)**

- Bay Area Community Resources
 - Bret Harte ASP
 - Claremont ASP
 - Emerson/Peralta ASP
 - Hoover ASP "Kids Rock"
 - Madison ASP
 - Martin Luther King ASP
 - "Unity of Dreams"
 - Prescott ASP
 - Santa Fe ASP "Shooting Stars"
 - Stonehurst ASP "High Hopes"
 - Sankofa Academy ASP
- Bay Area Video Coalition
 - Kizmet ASP "Youth Sounds"
- Central American Refugee Committee
 - Elmhurst ASP
- East Bay Agency for Children – Sequoia ASP
- East Bay Asian Youth Center
 - Franklin ASP
 - Garfield ASP
 - Manzanita ASP
 - Roosevelt ASP
- Girls Inc – Lockwood ASP
- Oakland Leaf
 - ASCEND "Sunset Warriors" ASP
 - UPA Urban Arts ASP
- Oakland Asian Students Educational Services
 - Lincoln ASP "LEAP"
 - Westlake ASP
- Oakland Youth Chorus
 - Acorn/Woodland
 - Encompass Academy ASP
 - Fruitvale ASP
- San Francisco State University
 - Havenscourt ASP
- Spanish Speaking Citizen's Foundation
 - Calvin Simmons ASP
- YMCA East Bay
 - Explore ASP



**2006 – 2008
COMMUNITY BASED
Comprehensive After School
Programs (ASP)**

- Ala Costa Center ASP
- American Indian Child Resource Center ASP
- Dimensions Dance Theater
 - Rites of Passage ASP
- East Bay Agency for Children
 - Hawthorne ASP
- East Bay Conservation Corps
 - Charter ASP
- East Oakland Boxing Association
 - Smart Moves ASP
- Oakland Parks and Recreation
 - Discovery Centers
 - Inclusion Center

**2006 – 2008
Summer Enrichment
Programs**

- Family Support Services of the Bay Area
 - Kinship Summer Youth Program
- Girl's Inc – Eureka Summer Program
- Leadership Excellence
- Freedom School
- Marcus A. Foster Educational Institute
 - Prescott Circus
- Oakland Parks and Recreation
 - Discovery Centers

**2007 – 2008
ASES MATCH - After School
Enrichment Activities**

- Girls Inc
 - Parker ASP
- OUSD
 - Horace Mann
 - Howard
 - Lafayette
 - Lakeview
 - Laurel
 - Maxwell Park
 - Reach
 - Think College Now
 - Thurgood Marshall
- BACR
 - Bridges ASP
 - Glenview ASP
 - Jefferson ASP
 - Markham ASP
 - Whittier ASP
- EBAYC – Higher Learning ASP @ Bella Vista and La Escuelita Elementary Schools
- SSCF – Pathways ASP @ Lazear Elementary
- Moss Beach Homes dba. AspiraNet
 - Melrose
 - Piedmont
 - RISE
 - Webster
- Lao Family Community Dev
 - International Community School After School Academy
- Higher Ground Neighborhood Dev
 - Communities Coming Together in Sobrante Park, Allendale, Brookfield and New Highland
- OASES
 - Safe Harbor ASP @ Lighthouse Community Charter
 - Quest ASP @ Cleveland Elementary

Kids First! FY 2006-2008

Highlights of Strategies and Programs



OLDER YOUTH

Youth Leadership and Career & College Readiness



OFCY's Youth Leadership and Career and College Readiness strategy serves youth who are between the ages of 15 and 20 as they transition into adulthood. In an effort to support young people's emerging skills and roles, service providers emphasize career and college readiness and exploration, and building leadership skills.

Sixteen programs in the older youth strategy receive slightly over \$2.0 million and reach over 2000 youth through Oakland's public high schools and several community based sites.

- 2006 – 2008
Older Youth Programs**
- Alameda County Health Care Foundation
 - Alameda Family Services
 - Asian Community Mental Health Services – AYPAL
 - BEST/EXCEL High School
 - Dimensions Dance Theater
 - Eastside Arts Alliance Youth Center
 - East Bay Asian Youth Center – RISE
 - Global Education Partnership
 - Next Step Learning Center
 - Oakland Kids First
 - Oakland Asian Students Educational Services – SOAR
 - Opera Piccola
 - Spanish Speaking Citizen's Foundation
 - Youth ALIVE!
 - Youth Employment Partnership
 - Youth Together
 - Youth Uprising

Youth Leadership programs increase youth's participation in their communities and schools, involve youth in social change and teach critical thinking skills. Youth are involved in meaningful activities that develop their skills and involve them in leadership and decision-making roles.

OFCY's **Career & College Readiness** programs focus on college readiness, after school learning and work experience, and community service projects. Exploration of career paths, work experience and tutoring, college counseling and mentoring all support youth in their efforts to successfully transition from high school to college and career building. Youth often learn to more proficiently manage money, work on starting businesses, and receive job placement assistance. These programs also help youth who did not finish high school reengage and complete their graduate requirements.

- o Nearly 86% youth reported being satisfied with their respective programs
- o Over 74% of youth surveyed report better communication skills because of their programs and nearly 70% report improved ability to communicate with adults
- o 75% of youth reported that they have a better understanding of who they are because of involvement in the program

Kids First! FY 2006-2008

Highlights of Strategies and Programs



ALL YOUTH: Ages (0-20)

Physical and Behavioral Health



OFCY's physical and behavioral health strategy provides support for children's physical fitness and overall healthy development. And OFCY funds have been used to combat at-risk behaviors throughout Oakland by providing opportunities for peer-led learning and positive youth development experiences.

The physical and behavioral health strategy has contributed to the strides Oakland has made on important health indicators, including improved general physical fitness levels in recent years. OFCY dedicates \$1.37 million to programs providing physical and behavioral health opportunities and services for children in 2007-08.

**2006 – 2008
Physical and
Behavioral Health
Programs**

- Bay Area Oakland SCORES
- Bay Area Outreach & Recreation Program
- First Place for Youth
- Jack London Aquatic Center
- La Clinica de la Raza – Youth Brigade
- Native American Health Center
- OBUGS
- Project Re-Connect
- Sports4Kids/ASP
- Through the Looking Glass

The eleven (11) programs in the physical and behavioral health area enhance child health and wellness through preventative services, after school and support services for children with physical and sensory disabilities, fitness activities for youth at elementary and middle school sites, and provide learning experiences in nutrition, gardening, and physical and environmental sciences. Collaboration with community based organizations and schools enable OFCY to support Oakland's positive trend toward healthy lifestyles.

- Children and youth participating in these programs had an 89% satisfaction rate overall, ranging from 85% to 96% for individual programs.
- Across these programs children, youth and parents reported, by large margins, better abilities to communicate, avoid violence and crime, be physically fit, healthy, and more successful in school.
- 83% of children reported their programs improved their ability to work cooperatively and as a team.
- 79% of children reported that their programs enhance their communication skills.



FILED
OFFICE OF THE CITY CLERK
OAKLAND

CITY OF OAKLAND

07 NOV 15 PM 2:24

ONE FRANK H. OGAWA PLAZA • 6TH FLOOR • OAKLAND, CALIFORNIA 94612

Office of the City Attorney
John A. Russo
City Attorney

November 27, 2007

(510) 238-3601
FAX: (510) 238-6500
TTY/TDD: (510) 238-3254

LIFE ENRICHMENT COMMITTEE

Oakland, California

Chairperson Vice Mayor Henry Chang, Jr. and Members of the Committee:

Subject: *Resolution Adopting the Oakland Fund for Children and Youth Final Evaluation Report for Fiscal Year 2006-2007 -- City Charter Provisions on Procedure to Extend Kids First! Oakland Children's Fund*


On November 13, 2007, the City Council's Life Enrichment Committee asked for information regarding the procedures to extend the program known as Kids First! Oakland Children's Fund. The City Attorney's Office has reviewed Article XIII of the Appendix to the Charter of the City of Oakland. Article XIII pertains to Kids First! Oakland Children's Fund and was added to the Charter in November 1996.

The charter provision provides that beginning July 1, 1997 and running for a period of twelve years, two and one-half percent of the City's general fund revenues will be set aside to fund certain enumerated services for children and youth. Authorization for the fund will expire on June 30, 2009. The charter provision provides the specific language with regard to extending the term of the fund as follows:

"This section may be extended for an additional twelve years beginning July 1, 2008 by a simple majority vote of the City Council. If the City Council does not itself extend this section, then the City Council shall place the questions of whether to extend this section on the November 2008 ballot for a vote of the electorate." (Article XIII, section 1300, no. 16.)

Department of Human Services staff in consultation with the City Clerk's Office has created a timeline on significant dates for the extension decision. The time line is attached.

Very truly yours,


JOHN A. RUSSO
City Attorney

cc: City Council
Attorney Assigned:
Mark T. Morodomi
Deborah Bialosky

2007 NOV 27 PM 8:08

City Council Timeline on Reauthorization of Kids First! Measure K

<p>Council approves reauthorization by resolution</p> <p>Measure K – Kids First! Reauthorization “as is” approved by Council resolution</p>	<p>Council does not approve reauthorization by resolution</p> <p>Council approves resolution to place reauthorization of Kid’s First! Measure K “as is” on the Nov. 4 Ballot</p>	<p>Ballot Initiative for Alternative to Kids First! Measure K on the Nov. 4 Ballot</p>
<p>Council Dates in 2008 to pass resolution for extension of Measure K Kids First Initiative:</p> <p>January 8, 22 February 5, 19 March 4, 18 April 1, 15 May 6, 20 June 3, 17 July 1, 15</p>	<p>Steps:</p> <p>City Attorney approves resolution to place Measure K on ballot</p> <p>Council passes a resolution to place Kids First! on Nov. 4 Ballot</p> <p>July 15 – Last Day for Council Action on Resolution to Place Measure K on November 4 Ballot</p>	<p>Steps:</p> <p>Proponents file Notice of Intent, City Attorney prepares Title Summary</p> <p>June 9 – Clerk’s suggested last date for submission of petition, 30 day signature verification by Alameda County</p> <p>July 15 – Last Day for Council Action to place voter initiative measure on Ballot</p>
	<p>August 8th – <i>88th day before election</i> and last day for City Clerk to submit resolution for Measure K as is to County</p>	<p>August 8th – <i>88th day before election</i> and last day for City Clerk to file resolution with the Alameda County Registrar of Voters</p>
	<p>August 18th arguments due to City Clerk</p>	<p>August 18th arguments due to City Clerk</p>
	<p>August 28th rebuttal arguments to City Clerk</p>	<p>August 28th rebuttal arguments to City Clerk</p>
	<p>November 4 Election</p>	<p>November 4 Election</p>

2

THE CHARTER OF THE CITY OF OAKLAND

ARTICLE XIII Added By: Stats. November 1996 KIDS FIRST! OAKLAND
CHILDREN'S FUND

Section 1300.

1. This law establishes a fund that will help young grow to become healthy, productive and honorable adults. This fund shall be called the KIDS FIRST! Oakland Children's Fund, and it shall be maintained separately and apart from all other City funds.
2. Two and one-half percent of the City of Oakland's annual unrestricted general fund revenues shall be set-aside for the KIDS FIRST! Oakland Children's Fund, and appropriated as specified in this section each year for twelve years beginning July 1, 1997, together with any interest earned on the fund and any amounts unspent or uncommitted by the fund at the end of any fiscal year.
3. Monies in the KIDS FIRST! Oakland Children's Fund shall be used exclusively to provide services to children and youth less than twenty-one years old, above and beyond services funded prior to the adoption of this section. To this end, monies in the KIDS FIRST! Oakland Children's Fund shall not be appropriated or expended to pay for services funded by the City of Oakland during fiscal year 1995-1996, except and solely to the extent of services for which the City of Oakland ceases to receive federal, state or private agency funds which the funding agency required to be spent on services in question.
4. Monies in the KIDS FIRST! Oakland Children's Fund shall be used exclusively for:
 - a. Career & Leadership Development, including job training; year-round work experience; career internships; and community organizing projects;
 - b. Academic & Cultural Development, including pre-school programs; academic enrichment programs; college preparatory services; arts and music programs; outdoor adventure activities; and sports programs;
 - c. Physical & Behavioral Health, including school health centers; neighborhood teen clinics; counseling and mentoring programs; conflict resolution; prenatal care; and parenting classes.

2007 NOV 27 PH 8:08

City Council Timeline on Reauthorization of Kids First! Measure K

<p>Council approves reauthorization by resolution</p> <p>Measure K – Kids First! Reauthorization “as is” approved by Council resolution</p>	<p>Council does not approve reauthorization by resolution</p> <p>Council approves resolution to place reauthorization of Kid’s First! Measure K “as is” on the Nov. 4 Ballot</p>	<p>Ballot Initiative for Alternative to Kids First! Measure K on the Nov. 4 Ballot</p>
<p>Council Dates in 2008 to pass resolution for extension of Measure K Kids First Initiative:</p> <p>January 8, 22 February 5, 19 March 4, 18 April 1, 15 May 6, 20 June 3, 17 July 1, 15</p>	<p>Steps:</p> <p>City Attorney approves resolution to place Measure K on ballot</p> <p>Council passes a resolution to place Kids First! on Nov. 4 Ballot</p> <p>July 15 – Last Day for Council Action on Resolution to Place Measure K on November 4 Ballot</p>	<p>Steps:</p> <p>Proponents file Notice of Intent, City Attorney prepares Title Summary</p> <p>June 9 – Clerk’s suggested last date for submission of petition, 30 day signature verification by Alameda County</p> <p>July 15 – Last Day for Council Action to place voter initiative measure on Ballot</p>
	<p>August 8th – 88th day before election and last day for City Clerk to submit resolution for Measure K as is to County</p>	<p>August 8th – 88th day before election and last day for City Clerk to file resolution with the Alameda County Registrar of Voters</p>
	<p>August 18th arguments due to City Clerk</p>	<p>August 18th arguments due to City Clerk</p>
	<p>August 28th rebuttal arguments to City Clerk</p>	<p>August 28th rebuttal arguments to City Clerk</p>
	<p>November 4 Election</p>	<p>November 4 Election</p>

20

THE CHARTER OF THE CITY OF OAKLAND

ARTICLE XIII Added By: Stats. November 1996 KIDS FIRST! OAKLAND
CHILDREN'S FUND

Section 1300.

1. This law establishes a fund that will help young grow to become healthy, productive and honorable adults. This fund shall be called the KIDS FIRST! Oakland Children's Fund, and it shall be maintained separately and apart from all other City funds.

2. Two and one-half percent of the City of Oakland's annual unrestricted general fund revenues shall be set-aside for the KIDS FIRST! Oakland Children's Fund, and appropriated as specified in this section each year for twelve years beginning July 1, 1997, together with any interest earned on the fund and any amounts unspent or uncommitted by the fund at the end of any fiscal year.

3. Monies in the KIDS FIRST! Oakland Children's Fund shall be used exclusively to provide services to children and youth less than twenty-one years old, above and beyond services funded prior to the adoption of this section. To this end, monies in the KIDS FIRST! Oakland Children's Fund shall not be appropriated or expended to pay for services funded by the City of Oakland during fiscal year 1995-1996, except and solely to the extent of services for which the City of Oakland ceases to receive federal, state or private agency funds which the funding agency required to be spent on services in question.

4. Monies in the KIDS FIRST! Oakland Children's Fund shall be used exclusively for:

a. Career & Leadership Development, including job training; year-round work experience; career internships; and community organizing projects;

b. Academic & Cultural Development, including pre-school programs; academic enrichment programs; college preparatory services; arts and music programs; outdoor adventure activities; and sports programs;

c. Physical & Behavioral Health, including school health centers; neighborhood teen clinics; counseling and mentoring programs; conflict resolution; prenatal care; and parenting classes.

5. All monies in the KIDS FIRST! Oakland Children's Fund shall be appropriated to private non-profit and public entities through an open and fair competitive bid process.

6. All monies in the KIDS FIRST! Oakland Children's Fund shall be appropriated to private non-profit and public entities for programs that:

- a. implement services in a comprehensive, coordinated, and culturally-appropriate design;
- b. establish measurable and ambitious youth development outcomes;
- c. integrate youth in their development, operation, and evaluation; and that
- d. emphasize collaboration between private non-profit and public entities.

7. Monies in the KIDS FIRST! Oakland Children's Fund shall not be appropriated or expended for:

- a. any service which merely benefits children and youth incidentally;
- b. acquisition of any capital item not for primary and direct use by children and youth;
- c. acquisition of, other than by lease for a term of twelve years or less, any real property;
- d. maintenance, utilities or any similar operating cost of any facility not used primarily and directly by children and youth;
- e. any service for which a fixed or minimum level of expenditure is mandated by state or federal law, to the extent of the fixed or minimum level of expenditure.

8. Not later than 90 days after the election which approved this section, and by December 15th of each calendar year thereafter, the Mayor shall appoint three Oakland residents, one whom shall be a resident not older than 21 years, and each City Councilmember shall appoint two Oakland residents, one of whom shall be a resident not older than 21 years, to serve as members of the "CHILDREN'S FUND PLANNING & OVERSIGHT COMMITTEE." The appointees shall demonstrate a strong interest in children and youth issues; and possess sound knowledge of, and expertise in, children and youth policy development and program implementation.

9. The "CHILDREN'S FUND PLANNING AND OVERSIGHT COMMITTEE" shall be responsible for:

a. preparing three Four-Year Strategic Plans that outline specific outcome goals, objectives, and service priorities for each four-year period beginning January 1, 1998, January 1, 2002, and July 1, 2006;

b. soliciting program funding proposals from private and public non-profit entities through an open and fair competitive bid process;

c. submitting to the Oakland City Council for its adoption 60 days after the submission, three Four-Year Strategic Plans and their corresponding program funding recommendations, with the first plan submitted by October 1, 1997, the second plan submitted by October 1, 2001, and the third plan submitted by October 1, 2005;

d. presenting to the Oakland City Council for its adoption 60 days after the submission annual independent process and outcome evaluation reports not later than October 1st of each calendar year beginning October 1998.

10. The allocation of grants to private non-profit and public entities under this law shall comply as closely as practicable with the goals, objectives and service priorities of these Four-Year Strategic Plans. Appropriation for the City fiscal year shall be awarded for use during the calendar year which begin therein. For example, appropriations for the fiscal year July 1, 1997 to June 30, 1998 shall be awarded for use during the calendared year January 1, 1998 to December 31, 1998, and so on.

11. The "CHILDREN'S FUND PLANNING AND OVERSIGHT COMMITTEE" shall hold no less than one properly noticed public hearing prior to its adoption and submittal to the Oakland City Council of a Four-Year Strategic Plan and corresponding program funding recommendations. The Oakland City Council shall hold no less than one public hearing prior to its adoption of a Four-Year Strategic Plan, corresponding program funding recommendations, and evaluation reports.

12. No more than five percent of the monies in the KIDS FIRST! Oakland Children's Fund may be used by the City Manager each fiscal year to administer the Fund.

13. No more than three percent of the monies in the KIDS FIRST! Oakland Children's Fund shall be set-aside each fiscal year to conduct an independent process and outcome evaluation of the Fund.

14. The KIDS FIRST! Oakland Children's Fund shall be used exclusively to increase the aggregate City appropriations and expenditures for children and youth services (exclusive of expenditures mandated by state or federal law). To this end, the City of Oakland shall not reduce the amount of unrestricted general fund appropriations and expenditures for eligible services in any of the twelve

years during which funds are required to be set aside under this section below the amount so appropriated for the fiscal year 1995-1996 ("base amount").

Not later than 90 days after the election which approves this section, the City Auditor shall calculate and publish the applicable base amount, specifying by department, program and services each amount included in the base amount. The base amount shall be adjusted for each year after the base year of 1995-1996, based on calculations consistent from year to year, by the percentage increase or decreases in aggregate City appropriations from the base year, as estimated by the City Auditor. Errors in the City Auditor's estimate of appropriations for a fiscal year shall be corrected by an adjustment in the next year's estimate. For purposes of this subsection, aggregate City appropriations shall not include funds granted to the City by private agencies or appropriated by other public agencies and received by the City.

Within 90 days following the end of each fiscal year through 2009-2010, the City Auditor shall calculate and publish the actual amount of City of Oakland appropriations for children and youth services (exclusive of expenditures mandated by state or federal law).

15. If any provisions of this section, or its application to any person or circumstances, shall be held invalid or unenforceable, the remainder of this section and its application shall not be affected; every provision of this section is intended to be severable.

16. This section may be extended for an additional twelve years beginning July 1, 2009 by a simple majority vote of the City Council. If the City Council does not itself extend this section, then the City Council shall place the questions of whether to extend this section on the November 2008 ballot for a vote of the electorate. (Added by: Stats. November 1996.)