



# Attachment A

## INTER OFFICE MEMORANDUM

**TO:** Ha Nguyen,  
CIP Coordinator

**FROM:** Deborah Barnes, Director,  
Contracts and Compliance

*Deborah Barnes*

**THROUGH:** Shelley Darensburg, Senior  
Contract Compliance Officer

**PREPARED BY:** Sophany Hang,  
Contract Compliance Officer

*Sophany Hang*

**SUBJECT:** Compliance Analysis

**DATE:** March 4, 2019

**SUBJECT:** Compliance Analysis

**Request for Qualifications (RFQ)**

**for On-Call Architectural Services 2018-19 Tier II (Revised)**

On February 5, 2019, at the request of the Oakland Public Works Department, the designated Compliance Officer conducted a compliance analysis of thirteen (13) proposals submitted to the City in response to the above referenced RFP. Below are the results of the compliance evaluations for the minimum 50% Local/Small Local Business Enterprise (L/SLBE) participation requirement, Equal Benefits Ordinance (EBO), and Local Employment compliance.

Hibser Yanabuchi Architects, Inc., LCA Architects, Inc., Perkins Eastmant Dougherty, and Studio T-SQ, Inc, Schedule E(s) did not contain percentages and therefore were deemed non-responsive. On February 5, 2019, the first Compliance Analysis was submitted the Public Works Department. Subsequently PWA contacted these firms and asked that they resubmit a "Revised" Schedule E. Upon submittal, the above firms were deemed compliant and a revised Compliance Analysis was revised on 3/4/2019.

***Below are the results of L/SLBE Participation.***

<i>Responsive to Social Justice Policies</i>	PROPOSED L/SLBE PARTICIPATION PERCENTAGES					EARNED PREFERENCE POINTS				EBO Compliant? Y/N
	Total LBE/SLBE	LBE	SLBE	*VSLBE	Total Credited participation	L/SLBE Participation Preference Points	Years in Oakland Preference Points	Oakland Workforce Preference Points	Total Participation Points	
AE3 Partners	100.00%	100.0%	0.00%	0.00%	100.00%	5.0 pts.	0.5 pts.	0.0 pts.	5.05pts	Y
Byrens Kim	100.00%	0.00%	100.00%	0.00%	100.00%	5.0 pts.	2.5 pts.	0.0 pts.	7.5pts	Y
ELS Architecture and Urban Design	37.00% * 54.00%	3.00%	17.00%	17.00%	*54.00%	2.0 pts.	0.0 pts.	0.0 pts.	2.0 pts.	Y
Gyroscope Inc.	100.00%	0.00%	100.00%	0.00%	100.00%	5.0 pts	2.0 pts	4.0 pts.	11.0 pts	Y
Murakami Nelson Architectural Corporation	90.00%	18.00%	72.00%	0.00%	90.00%	5.0 pts.	2.5 pts.	4.0 pts.	11.5 pts.	Y
RPR Architects	80.00%	10.00%	70.00%	0.00%	80.00%	5.0 pts.	2.5 pts.	0.0 pts.	7.5 pts.	Y
Shah Kawasaki Architects	100.00%	10.00%	90.00%	0.00%	100.00%	5.0 pts	1.5 pts.	1.0 pts.	7.5 pts.	Y

<i>Responsive to Social Justice Policies</i>	PROPOSED L/SLBE PARTICIPATION PERCENTAGES					EARNED PREFERENCE POINTS				EBO Compliant? Y/N
	Total LBE/SLBE	LBE	SLBE	*VSLBE	Total Credited participation	L/SLBE Participation Preference Points	Years in Oakland Preference Points	Oakland Workforce Preference Points	Total Participation Points	
Hibser Yamauchi Architects, Inc.	100.00%	60.00%	40.00%	0.00%	100.00%	0.00%	0.0 pts.	0.0 pts.	0.0 pts.	Y
LCA Architects, Inc.	81.00% *91.00%	38.00%	33.00%	0.00%	91.00%	0.00%	0.0 pts.	0.0 pts.	0.0 pts.	N
Perkins Eastmant Dougherty	50.00%	8.00%	42.00%	0.00%	50.00%	0.00%	0.0 pts.	0.0 pts.	0.0 pts.	Y
Studio T-SQ, Inc.	98.00%	80.00%	18.00%	0.00%	98.00%	0.00%	0.0 pts.	0.0 pts.	0.0 pts.	N

\*Double Counted for Very Small Local Business Enterprises (VSLBEs)

**Comments:** As noted above, all firms exceeded the minimum 50% L/SLBE participation requirement. SVA Architects, Inc. is not EBO compliant. They must come into compliance prior to full contract execution.

<i>Non-Responsive to Social Justice Policies</i>	PROPOSED L/SLBE PARTICIPATION PERCENTAGES					EARNED PREFERENCE POINTS				EBO Compliant? Y/N
	Total LBE/SLBE	LBE	SLBE	*VSLBE	Total Credited participation	L/SLBE Participation Preference Points	Years in Oakland Preference Points	Oakland Workforce Preference Points	Total Participation Points	
Dahlin Group Architecture	0.00%	0.00%	0.00%	0.00%	0.00%	0.00%	0.0 pts.	0.0 pts.	0.0 pts.	N

**Comments:** As noted above, firm did not meet the minimum 50% L/SLBE participation requirement. therefore, they are deemed non-responsive to the L/SLBE participation requirement.

Should you have any questions you may contact Sophany Hang, Contract Compliance Officer at (510) 238-3723.

**COMPLIANCE OFFICER NOTES:** None



**CONTRACTS AND COMPLIANCE**

**Compliance Division**

**PROJECT COMPLIANCE EVALUATION FOR :**

RE: Request for Qualifications (RFQ) for On-Call Architectural Services 2018-Tier II

**CONSULTANT/CONTRACTOR: Hibser Yamauchi Architects, Inc.**


<b><u>Engineer's Estimate:</u></b>	<b><u>Contractors' Bid Amount</u></b>	<b><u>Over/Under Engineer's Estimate</u></b>
NA	NA	NA
<b><u>Bid discounted amount:</u></b>		<b><u>Preference Points</u></b>
N/A		0

- 1. Did the 50% local/small local requirement apply: **YES**
- 2. Did the contractor meet the 50% requirement **YES**
  - a) % of LBE participation **60.00%**
  - b) % of SLBE participation **40.00%**
  - c) % of VSLBE participation **0.00%**
- 3. Did the contractor receive bid discount/preference points? **NO**  
 (If yes, list the points received) **0 points**


4. Additional Comments.

5. Date evaluation completed and returned to Contract Admin./Initiating Dept.

3/4/2019  
Date

**Reviewing Officer:** 

**Date:** 3/4/2019

**Approved By:** 

**Date:** 3/4/2019

# LBE/SLBE Participation Hibser Yamauchi Architects, Inc.

Project Name: Request for Qualifications (RFQ) for On-Call Architectural Services 2018-Tier II		Under/Over Engineers Estimate:										
Project No.: NA												
Discipline	Prime & Subs	Location	Cert. Status	LBE	SLBE	VSLBE	LBE/SLBE % Total	Total Percentages	For Tracking Only			
									Ethn	MBE	WBE	
<b>PRIME</b>	Hibser Yamauchi Architects, Inc.	Oakland	CB	60.00%			60.00%	60.00%	AP	60.00%		
	YEI Engineers, Inc	Oakland	CB		25.00%		25.00%	25.00%	AP	25.00%		
	PGA Design	Oakland	CB		15.00%		15.00%	15.00%	C		15.00%	
<b>Project Totals</b>												
				60.00%	40.00%	0.00%	100.00%	100.00%			85.00%	15.00%
<b>Requirements:</b> The 50% requirement can be satisfied by a combination of 25% LBE and 25% SLBE. The SLBE requirement is waived for Oakland certified prime consultants. An VSLBE's participation is double counted toward meeting the requirement.												
<b>Legend</b>												
LBE = Local Business Enterprise SLBE = Small Local Business Enterprise Total LBE/SLBE = All Certified Local and Small Local Businesses NPLBE = NonProfit Local Business Enterprise NPSLBE = NonProfit Small Local Business Enterprise  UB = Uncertified Business CB = Certified Business MBE = Minority Business Enterprise WBE = Women Business Enterprise												
<b>Ethnicity</b> AA = African American A = Asian C = Caucasian H = Hispanic NA = Native American O = Other NL = Not Listed												

**CONTRACTS AND COMPLIANCE**



**Compliance Division**

**PROJECT COMPLIANCE EVALUATION FOR :**

**RE:** Request for Qualifications (RFQ) for On-Call Architectural Services 2018-Tier II

**CONSULTANT/CONTRACTOR:** Loving and Campos Associates, Inc. dba LCA Architects, Inc..



<u>Engineer's Estimate:</u>	<u>Contractors' Bid Amount</u>	<u>Over/Under Engineer's Estimate</u>
NA	NA	NA
<u>Bid discounted amount:</u>		<u>Preference Points</u>
N/A		0

- 1. Did the 50% local/small local requirement apply: **YES**
- 2. Did the contractor meet the 50% requirement **YES**
  - a) % of LBE **38.00%**
  - b) % of SLBE **33.00%**
  - c) % of VSLBE participation **10.00%** **20.00% (double counted value)**
- 3. Did the contractor receive bid discount/preference points? **NO**  
(If yes, list the points received) **0 points**
- 4. Additional Comments.

Proposed VSLBE/LPG participation is valued at 10.00%, however, per the L/SLBE Program a VSLBE/LPG's participation is double counted towards meeting the requirement. Therefore, the VSLBE/LPG value is 20.00%.

5. Date evaluation completed and returned to Contract Admin./Initiating Dept.

3/4/2019  
Date

**Reviewing Officer:**   
**Approved By:** 

**Date:** 3/4/2019  
**Date:** 3/4/2019

# LBE/SLBE Participation LCA Architects, Inc.

Project Name: Request for Qualifications (RFQ) for On-Call Architectural Services 2018-Tier II

Project No.:		NA		Under/Over Engineers Estimi:		For Tracking Only					
Discipline	Prime & Subs	Location	Cert. Status	LBE	SLBE	VSLBE	Total LBE/SLBE %	Total Percentages	Ethn.	MBE	WBE
<b>PRIME</b>	Loving and Campos Associates, Inc. dba LCA Architects, Inc.	Oakland	UB					11.00%	C		
Structural Engineer	KPW	Oakland	CB	20.00%			20.00%	20.00%	C		
Structural Engineer	IDA Structural Inc.	Oakland	CB		20.00%		20.00%	20.00%	C		
Mechanical Engineer	EDesignC	Oakland	CB	10.00%			10.00%	10.00%	H		10.00%
Electrical Engineer	EDesignC	Oakland	CB	8.00%			8.00%	8.00%	H		8.00%
Electrical Engineer	YEI, Inc.	Oakland	CB					8.00%	AP	8.00%	
Project Management	Maria Denney	Oakland	CB			10.00%	10.00%	10.00%	AP		10.00%
Estimating, Outreach	L.Luster & Associates	Oakland	CB		3.00%		3.00%	3.00%	AA		3.00%
Landscape Architect	Keller Mitchell	Oakland	CB		5.00%		5.00%	5.00%	C		5.00%
Landscape Architect	Lumenworks	Oakland	CB		3.00%		3.00%	3.00%	C		
Lighting Design	Rockridge Geotechnical	Oakland	CB		2.00%		2.00%	2.00%	C		
Civil Engineer	CallChi	Oakland	UB				0.00%	0.00%	C		
<b>Project Totals</b>				38.00%	33.00%	10.00%	81.00%	100.00%		8.00%	36.00%
<b>Requirements:</b> The 50% requirement can be satisfied by a combination of 25% LBE and 25% SLBE. The SLBE requirement is waived for Oakland certified prime consultants. An VSLBE's participation is double counted toward meeting the requirement.				LBE 25% or 50%	SLBE 25%	VSLBE	TOTAL LBE/SLBE 50%	TOTAL	<b>Ethnicity</b> AA = African American A = Asian C = Caucasian H = Hispanic NA = Native American O = Other NL = Not Listed		
<b>Legend</b> LBE = Local Business Enterprise SLBE = Small Local Business Enterprise Total LBE/SLBE = All Certified Local and Small Local Businesses NPLBE = NonProfit Local Business Enterprise NPSLBE = NonProfit Small Local Business Enterprise				UB = Uncertified Business CB = Certified Business MBE = Minority Business Enterprise WBE = Women Business Enterprise							

\*\* Proposed VSLBE/LPG participation is valued at 10.00%, however per the L/SLBE Program a VSLBE/LPG's participation is double counted towards meeting the requirement. Double counted percentage is reflected on the evaluation form and cover memo.

**CONTRACTS AND COMPLIANCE**



**Compliance Division**

**PROJECT COMPLIANCE EVALUATION FOR :**

**RE:** Request for Qualifications (RFQ) for On-Call Architectural Services 2018-Tier II


**CONSULTANT/CONTRACTOR:** Perkins Eastmant Dougherty


<b><u>Engineer's Estimate:</u></b> NA	<b><u>Contractors' Bid Amount</u></b> NA	<b><u>Over/Under Engineer's Estimate</u></b> NA
<b><u>Bid discounted amount:</u></b> N/A		<b><u>Preference Points</u></b> 0

- 1. Did the 50% local/small local requirement apply: **YES**
- 2. Did the contractor meet the 50% requirement **YES**
  - a) % of LBE **8.00%**
  - b) % of SLBE **42.00%**
  - c) % of VSLBE **0.00%**
- 3. Did the contractor receive bid discount/preference points? **NO**  
(If yes, list the points received) **0 points**

4. Additional Comments.

5. Date evaluation completed and returned to Contract Admin./Initiating Dept.  
3/4/2019  
Date

**Reviewing Officer:**  **Date:** 3/4/2019

**Approved By:**  **Date:** 3/4/2019

# LBE/SLBE Participation Perkins Eastmant Dougherty

Project Name: Request for Qualifications (RFQ) for On-Call Architectural Services 2018-Tier II

NA		Under/Over Engineers Estima				For Tracking Only					
Project No.:	Prime & Subs	Location	Cert. Status	LBE	SLBE	VSLBE	Total LBE/SLBE %	Total Percentages	Ethn.	MBE	WBE
<b>PRIME</b>	Perkins Eastmant Dougherty	Oakland	UB					50.00%	C		
Civil Engineering	BKF Engineers	Oakland	CB	8.00%			8.00%	8.00%	C		
Structural Engineering	IDA Structural Engineering	Oakland	CB		14.00%		14.00%	14.00%	AI	14.00%	
Mechanical/Electrical/Plumbing Engineering	YEI Engineering	Oakland	CB		20.00%		20.00%	20.00%	AP	20.00%	
Landscape Architecture	PGA Design	Oakland	CB		8.00%		8.00%	8.00%	C		8.00%
Cost Estimating	MTI, Inc.	Oakland	UB						NL		
<b>Project Totals</b>											
				8.00%	42.00%	0.00%	50.00%	100.00%		34.00%	8.00%
<p><b>Requirements:</b>                      The 50% requirement can be satisfied by a combination of 25% LBE and 25% SLBE. The SLBE requirement is waived for Oakland certified prime consultants. An VSLBE's participation is double counted toward meeting the requirement.</p>											
<p><b>Legend</b></p> <div style="display: flex; justify-content: space-between;"> <div style="width: 45%;"> <p>LBE = Local Business Enterprise                              SLBE = Small Local Business Enterprise                              Total LBE/SLBE = All Certified Local and Small Local Businesses                              NPLBE = NonProfit Local Business Enterprise                              NPSLBE = NonProfit Small Local Business Enterprise</p> </div> <div style="width: 45%;"> <p>UB = Uncertified Business                              CB = Certified Business                              MBE = Minority Business Enterprise                              WBE = Women Business Enterprise</p> </div> </div>											
				LBE 25% or 50%	SLBE 25%	VSLBE	TOTAL LBE/SLBE 50%	TOTAL	<p><b>Ethnicity</b>                              AA = African American                              A = Asian                              C = Caucasian                              H = Hispanic                              NA = Native American                              O = Other                              NL = Not Listed</p>		



**CONTRACTS AND COMPLIANCE**



**Compliance Division**

**PROJECT COMPLIANCE EVALUATION FOR :**

**RE:** Request for Qualifications (RFQ) for On-Call Architectural Services 2018-Tier II

*UNCLASSIFIED//FOR OFFICIAL USE ONLY*

**CONSULTANT/CONTRACTOR:** Studio T-SQ, Inc.

**Engineer's Estimate:**  
NA

**Contractors' Bid Amount**  
NA

**Over/Under Engineer's Estimate**  
NA

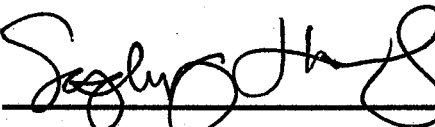
**Bid discounted amount:**  
N/A

**Preference Points**  
0

- |                                                               |               |                 |
|---------------------------------------------------------------|---------------|-----------------|
| 1. Did the 50% local/small local requirement apply:           |               | <b>YES</b>      |
| 2. Did the contractor meet the 50% requirement                |               | <b>YES</b>      |
| a) % of LBE                                                   | <b>80.00%</b> |                 |
| b) % of SLBE                                                  | <b>18.00%</b> |                 |
| c) % of VSLBE                                                 | <b>0.00%</b>  |                 |
| 3. Did the contractor receive bid discount/preference points? |               | <b>NO</b>       |
| (If yes, list the points received)                            |               | <b>0 points</b> |

4. Additional Comments.

5. Date evaluation completed and returned to Contract Admin./Initiating Dept.  
3/4/2019  
Date

**Reviewing Officer:**  **Date:** 3/4/2019

**Approved By:** Shelley Darenberg **Date:** 3/4/2019

# LBE/SLBE Participation Studio T-SQ, Inc.

Project Name: Request for Qualifications (RFQ) for On-Call Architectural Services 2018-Tier II

Project No.:		NA		Under/Over Engineers Estimate:									
Discipline	Prime & Subs	Location	Cert. Status	LBE	SLBE	VSLBE	LBE/SLBE %	Total	Total Percentages	For Tracking Only			
										Ethn	MBE	WBE	
PRIME	Studio T-SQ, Inc.	Oakland	CB	60.00%			60.00%	60.00%	60.00%	AP			
Engineer	OLMM Consulting Engineers	Oakland	CB	15.00%			15.00%	15.00%	15.00%	AI	15.00%		
Subconsultant	Integral Group	Oakland	CB	5.00%	8.00%		8.00%	8.00%	8.00%	C			
Surveying	BKF Engineers	Oakland	CB	5.00%	10.00%		5.00%	5.00%	5.00%	C			
Landscape	PGA Design	Oakland	CB				10.00%	10.00%	10.00%	C		15.00%	
Subconsultant	TBD Consultants	SF	UB					2.00%	2.00%	NL			
<b>Project Totals</b>				80.00%	18.00%	0.00%	98.00%	100.00%	100.00%			15.00%	15.00%
<b>Requirements:</b> The 50% requirement can be satisfied by a combination of 25% LBE and 25% SLBE. The SLBE requirement is waived for Oakland certified prime consultants. An VSLBE's participation is double counted toward meeting the requirement.				LBE 25% or 50%	SLBE 25%	VSLBE	TOTAL LBE/SLBE 50%	TOTAL	<b>Ethnicity</b> AA = African American A = Asian C = Caucasian H = Hispanic NA = Native American O = Other NL = Not Listed				
<b>Legend</b> LBE = Local Business Enterprise SLBE = Small Local Business Enterprise Total LBE/SLBE = All Certified Local and Small Local Businesses NPLBE = NonProfit Local Business Enterprise NPSLBE = NonProfit Small Local Business Enterprise				UB = Uncertified Business CB = Certified Business MBE = Minority Business Enterprise WBE = Women Business Enterprise									