

FILED
OFFICE OF THE CITY CLERK
OAKLAND

CITY OF OAKLAND

AGENDA REPORT

2011 MAY 12 PM 2:07

TO: Office of the City Administrator
ATTN: P. Lamont Ewell, Interim City Administrator
FROM: Department of Human Services
DATE: May 24, 2011

RE: **A Report On The Progress Of FY 2010-11 Measure Y Violence Prevention Grantees And A Resolution Authorizing The City Administrator To Exercise The Option To Renew Grant Agreements Between The City Of Oakland And Various Public And Non-Profit Agencies To Provide Violence Prevention Programs For An Estimated Amount Of \$5,348,111 For Fiscal Year 2011-12**

SUMMARY

The Department of Human Services (DHS) is providing an update on violence prevention services funded through Measure Y in Fiscal Year 2010-11, the second year of a three-year funding cycle. DHS recommends that City Council exercise the option to renew grant agreements for the third year with various non-profit and public agencies for a total of \$5,348,111 during FY 2011-12.

FISCAL IMPACT

The recommended renewal of current agreements and the new allocation shall be funded by restricted funds collected for violence prevention programs as authorized by the voter initiative Measure Y, enacted as the Violence Prevention and Public Safety Act (VPPSA) of 2004. The Budget Office projects flat Measure Y revenue for Fiscal Year 2011-2012, in an estimated \$20,267,142. Of this amount, \$5,348,111 is allocated for violence prevention programs.

The funds for renewal of grant agreements will be allocated from the Measure Y Fund (2251), DHS Administration Organization (78111), and DHS Measure Y Projects (G421151-57, G421159-61, G421165-66, G421169, and G421172-75). The current Measure Y agreements are for one year with an option to renew for two additional 12-month periods. This recommendation is for the third year renewal of grant agreements.

The City of Oakland, Community and Economic Development Agency, Community Development Block Grant (CDBG) funds allocated to the City of Oakland, Department of Human Services in the amount of \$42,000 will be sub-granted to Healthy Oakland from Community and Economic Development Agency (CEDA) Fund (2108), CEDA Organization (SC22) and CEDA Project Code (G387310) for Fiscal Year 2011-12. If the Federal CDBG appropriation is reduced, and this funding is reduced, the grant amount will be reduced to match CEDA's allocation.

Item: _____
Public Safety Committee
May 24, 2011

As grantees are unable to meet deliverables under their pay-for-performance grant agreements, the funds withheld are added to the Measure Y Reserve account to be allocated to special or emerging needs at City Council's discretion. Currently, there is \$493,512 in the Measure Y Reserve. In FY 2010-11, while the City was awaiting the outcome of Measure BB amending the original Measure Y legislation, grantee agreements were renewed in full. However, full revenues will not be realized since the parking tax portion of the Measure was not collected during the first six months of FY 2010-11 thus leading to an overall deficit in the fund of \$2.75 million. Remaining fund balance will be used to reduce the shortfall to \$1.8 million and at the close of this fiscal year general fund revenue will be used to cover the remainder. The Measure Y Reserve funding of \$493,512 is being recommended to be used to address the prevention programs' portion of this deficit estimated to be \$1.1 million.

For each year until Measure Y sunsets in 2015, collected revenues will not be able to sustain mandated expenditures. The FY 2011-12 Proposed Policy budget will include a General Fund subsidy to cover the structural deficit within Measure Y.

If revenue projections change, either positively or negatively within 10% of the listed grant amounts, staff recommends all grants be adjusted by the same percentage amount (positively or negatively). A change in revenues in excess of 10% may necessitate a return to Council.

Staff recommends, as in previous years, any unexpended balances due to grantees not meeting their deliverables be placed into the Measure Y Reserve Fund - Measure Y Fund (2251), DHS Administration Organization (78111), and DHS Measure Y Reserve Fund Project (G261273).

The sources of funding for all of the recommended Measure Y grant agreement renewals are summarized in the following table.

Agency	Measure Y Strategy	Amount	Project Code
Alameda County Health Care Services Agency	OUR KIDS Middle School Model	\$219,514	G421166
Alameda County Interagency Children's Policy Council	Outreach to Sexually Exploited Minors	\$248,640	G421157
Community Initiatives / Restorative Justice for Oakland Youth (RJOY)	Restorative Justice	\$133,200	G421159
California Youth Outreach	JJC Wraparound Services	\$100,000	G421174
California Youth Outreach	Oakland Street Outreach	\$328,600	G421161
Catholic Charities of the East Bay	Crisis Response Support Network	\$310,800	G421153
City and County Neighborhood Initiative	Community Organizing	\$133,200	G421152
City of Oakland Mayor's Office	Public Safety Districts	\$30,000	G421173
City of Oakland Mayor's Office	Reentry Employment	\$119,880	G421155
East Bay Agency for Children (EBAC)	JJC Wraparound Services	\$86,136	G421174
East Bay Asian Youth Center (EBAYC)	JJC Wraparound Services	\$220,000	G421174
Family Violence Law Center	Family Violence Intervention Unit	\$399,600	G421154
Goodwill Industries of the Greater East Bay	Reentry Employment	\$93,240	G421155
Healthy Oakland Communities	Oakland Street Outreach	\$182,000	G421161
<i>*Healthy Oakland Communities</i>	<i>CDBG - Street Outreach</i>	<i>\$42,000</i>	<i>G387310</i>
OUSD	JJC Wraparound Services	\$79,920	G421174
OUSD Alternative Education	Gang Intervention	\$177,600	G421175
OUSD	Second Step Curriculum	\$131,717	G421160
Safe Passages	Mental Health 0-5	\$177,600	G421156
The Mentoring Center	JJC Wraparound Services	\$125,000	G421174
The Mentoring Center	Project Choice	\$111,000	G421165
The Work First Foundation	Reentry Employment	\$310,800	G421155
City of Oakland DHS	Violence Prevention Network Coordinator-Street Outreach	\$133,200	G421169
Volunteers of America Bay Area	Project Choice	\$222,000	G421165
Volunteers of America Bay Area	Reentry Employment	\$222,000	G421155
Youth Alive!	Highland Hospital Intervention	\$85,000	G421172
Youth Employment Partnership	After School Jobs	\$119,880	G421151
Youth Employment Partnership	Reentry Employment	\$222,000	G421155
<i>**Youth Employment Partnership</i>	<i>Summer Jobs</i>	<i>\$95,260</i>	<i>G421162</i>
Youth Radio	After School Jobs	\$65,000	G421151
<i>**Youth Radio</i>	<i>Summer Jobs</i>	<i>\$40,000</i>	<i>G421162</i>
Youth Uprising	JJC Wraparound Services	\$175,000	G421174
Youth Uprising	Oakland Street Outreach	\$133,201	G421161
<i>**Youth Uprising</i>	<i>Summer Jobs</i>	<i>\$42,340</i>	<i>G421162</i>

* Non-Measure Y funding

** Approved by Council on May 3, 2011 and therefore not included in this Resolution. Funds were allocated through a separate RFP process

BACKGROUND

Legislation - Passed by Oakland voters on November 2, 2004, Measure Y provides approximately \$20 million every year for ten years to fund violence prevention programs, additional police officers, and fire services. Measure Y funds are generated through a parcel tax along with a parking surcharge on commercial lots. The annual allocations of the revenues are as follows:

- \$4 million per year for Oakland Fire Department (OFD) services;
- 60% of the remainder for the Oakland Police Department (OPD) services;
- 40% of the remainder for violence prevention programs administered by the Department of Human Services (DHS); and
- Up to 3% of the OPD and DHS allocations set aside for an independent evaluation.

The goal of Measure Y is to increase public safety and to dramatically reduce violence among young people. Measure Y creates a well integrated violence prevention system, with strong links among the social services, school district, police, workforce development, and criminal justice agencies. Prevention programs are designed to work together with community policing to provide a continuum of support for high risk youth and young adults most at risk for committing acts and/or becoming victims of violence.

Specifically, the legislative language as amended by Measure BB states:

“Violence Prevention Services with an emphasis on Youth and Children: Expand preventive social services provided by the City of Oakland, or by adding capacity to community-based nonprofit programs with demonstrated past success for the following activities that provide violence prevention services. Such services include, but are not limited to for the following objectives

1. *Youth outreach counselors: hire and train personnel who will reach out, counsel and mentor at-risk adolescents and young adults by providing services and presenting employment opportunities.*
2. *After and in school programs for youth and children: expand existing City programs and City supported programs that provide recreational, academic tutoring and mentoring opportunities for at-risk adolescents and children during after school hours; expand truancy enforcement programs to keep kids in school.*
3. *Domestic violence and child abuse counselors: make available counselors who will team with police and the criminal justice system to assist victims of domestic violence or child prostitution and to find services that help to avoid repeat abuse situations; expand early childhood intervention programs for children exposed to violence in the home at an early age.*
4. *Offender/parolee employment training: provide parolee pre-release employment skills training and provide employers with wage incentives to hire and train young offenders or parolees.”*

Measure BB, a revision of Oakland's 2004 Measure Y, was on the November 2, 2010 ballot and was passed by voters. Measure BB revised Measure Y by suspending until 2015 a requirement that the City maintain at least 739 police officers in order to receive funds from Measure Y. Measure BB removes the minimum number of sworn, uniformed police officers requirement.

Measure Y Funding Cycles - A small number of agencies were funded in the first year of Measure Y, FY 2005-06, primarily public agencies with existing City partnerships. The vast majority of violence prevention grants were awarded through a competitive Request for Proposal process with three year grants from FY 2006-2009. On June 2, 2009, City Council approved Measure Y grantees for the second three year funding cycle, FY 2009-2012. These grants represented a reduction of 21% in funded programs due to reduced revenues and \$1.8 million in carry-forward funds no longer available. These grants, currently in their second year, and being recommended for the third year of funding, focused on four key strategy areas: Family Violence Intervention, Youth and Adult Reentry, Incident/Crisis Response, and Youth Outreach and Comprehensive Services.

These program strategies were developed based on best practice models in the field of violence prevention and the Measure Y legislation. They adhere to the following principles which were affirmed by City Council:

- Focusing on the highest risk individuals most likely to be victims or perpetrators of violence, such as at-risk adolescents and young adults, offender/parolees and victims of domestic violence and their young children.
- Supporting intensive interventions, including: pre-release employment skills and training and wage incentives for employers for offenders/parolees; truancy prevention, recreational, academic tutoring and mentoring opportunities for at-risk adolescents and young adults; and domestic violence and child abuse counselors.
- Prioritizing resources for neighborhoods where violence is most prevalent.

Measure Y Accomplishments

Leveraged Dollars: Measure Y grantees are required to provide a 20% match for their Measure Y grant agreement. This year, the total documented match reported by grantees to date is \$2,929,330, or 53% of total grant funds. In addition, the City has been able to leverage a significant number of other funding sources that build upon Measure Y strategies. These include 3 federal grants, 2 state grants, and 2 local grants for an additional match approximately \$6.4 million:

- *Oakland Community-Based Violence Prevention Demonstration Grant: \$2.2 million*
DHS received this three-year grant from the Department of Justice, Office of Juvenile Justice and Delinquency Prevention, to replicate the nationally recognized Ceasefire model. Oakland is one of only four cities in the nation to receive this prestigious grant. This project will expand upon Measure Y street outreach efforts, initiate a public education campaign, and build upon the Call-In efforts developed by a CalGRIP grant received by DHS in 2009.

- *Second Chance Act Juvenile Offender Reentry Demonstration Grant: \$750,000*
DHS, in partnership with Alameda County Health Care Services Agency and Alameda County Probation received a one-year grant from the Office of Juvenile Justice and Delinquency Prevention for further development of the Measure Y juvenile justice center strategy designed to ensure Oakland youth are reconnected with school immediately upon release from juvenile detention.
- *Second Chance Act Adult Offender Reentry Grant: \$750,000*
Alameda County's Probation Department spearheaded a multi-agency collaboration, which includes the City of Oakland's DHS and Alameda County Community Action Agency, to support the reentry of young men and women into Alameda County from Santa Rita Jail.
- *Transitional Employment (CEO/REDF) Program: \$2.35 million*
DHS received a three-year grant from the California Department of Corrections and Rehabilitation (CDCR), who partnered with Roberts Enterprise Development Foundation (REDF) for additional funding, to develop a transitional employment program for Oakland residents on parole modeled after the best practice from the Center for Employment Opportunities (CEO) in New York.
- *California Gang Reduction, Intervention and Prevention (CalGRIP): \$369,309*
DHS, in partnership with OUSD Alternative Education and California Youth Outreach, received a two-year CalGRIP grant to implement evidence-based Aggression Replacement Training (ART) with gang-involved youth who are reentering OUSD schools after a period of incarceration and/or who are under Juvenile Probation supervision.
- *Community Development Block Grant (CDBG): \$42,000*
The City of Oakland, Department of Human Services applied for and is recommended for funding for Healthy Oakland's Community Health Ambassador's program from the Community Economic Development Agency's CDBG program. Pending City Council approval, Healthy Oakland will receive \$42,000 via the City of Oakland, Department of Human Services in fiscal year 2011-12 to implement the Community Health Ambassadors program in West Oakland. Health Ambassadors will coordinate outreach with the Measure Y Street Outreach team to improve accessibility to health care and improved health outcomes among young men living in the target areas in West Oakland.
- *BART Donation to Street Outreach: \$25,000*
Over the past two years, the Violence Prevention Network Coordinator has helped to develop a relationship with the BART Police including providing training for officers and deploying street outreach as times of high violence near stations such as during the Oscar Grant tragedy and other violent incidents. Due to this strong relationship, BART donated \$25,000 to support the work of the street outreach teams. The funds will be used to develop outreach materials and to provide incentives such as gift cards and tickets to help engage youth in this work.
- *Oakland Housing Authority Reentry Housing Subsidies*
DHS, working with our Community Housing Division, has been able to partner with the Project Choice provider (Volunteers of America East Bay --VOA) and the Oakland Housing Authority to provide young men on parole with housing subsidies. Specifically, VOA will extend the length of its Project Choice case management services to support

individuals on parole who will be eligible for independent housing placements and subsidies through the Oakland Housing Authority's program with ABODE. This is a powerful example of multi-jurisdictional work and fund leveraging taking place to improve the lives of Oakland residents.

Collaborations: The best Measure Y work continues to be done at multi-agency, collaborative tables such as in the Juvenile Justice Center strategy where a sophisticated community/ public agency partnership is being developed. Y Team meetings provide a venue for focused violence prevention collaboration by neighborhood, convening Measure Y service providers, Neighborhood Service Coordinators, OPD, and DHS staff together. Measure Y staff also participate in a number of other collaborative efforts including the Alameda County Reentry Network, California Cities Gang Prevention Network. Measure Y grantees demonstrated the partnerships they have developed when they organized to inform community members about Measure BB, which was passed by Oakland citizens in November 2010.

Capacity Building: Measure Y staff have prioritized capacity building and technical assistance for Measure Y grantees. In addition to quarterly Grantee meetings and ongoing CitySpan database trainings, Measure Y staff have offered a professional development series including topics such as Immigration Community Resources and Clinical Case Management. The Oakland Street Outreach teams receive an extensive week-long training, minimally two times per year. The Juvenile Justice Center Strategy has provided legal advocacy trainings through the Second Chance Juvenile grant. Street Outreach case management technical assistance was also being offered through the CalGRIP grant. The Community Violence Demonstration grant will soon provides technical assistance to the street outreach teams from Chicago Ceasefire and support in embarking on a public education campaign.

Future Funding Cycles: As FY 2011-12 is the last year of the current Measure Y funding cycle, DHS staff will be planning a new Request for Proposals process, and will present City Council with recommendations regarding this process at a future date. The RFP should be released in the Fall of 2011.

KEY ISSUES AND IMPACTS

The following information was taken into consideration in making the recommendations to renew grant agreements: overall performance data; independent evaluation information; and, results of the grantee's site visit. A short summary of this data is provided in this section of the report.

Appendix A provides a more comprehensive summary of this data, agency by agency, including:

- A short description of the organization's Measure Y program;
- The progress they have made on meeting their deliverables in FY 2010-11;
- A recommendation for FY 2011-12 funding;
- Evaluation results from the evaluator's reports;
- Successes and challenges experienced throughout the year ;

Item: _____
Public Safety Committee
May 24, 2011

- Reporting compliance;
- Site visit results and findings (if any) ;
- A participant success story; and,
- Funds leveraged for FY 2010-11.

In addition, more detailed evaluation information is available from the Measure Y evaluators in their 2009-2010 Final Report, as well as their Individual Program Reports.

A. Summary of Grantee Progress in FY 2010-11

The following table provides information on aggregate service delivery data for Measure Y violence prevention programs through Quarter 3 of FY 10-11, ending March 31, 2011. (For summaries on demographics of clients served in FY 2010-11, please refer to **Appendix B**)

Summary of Measure Y Violence Prevention Services, ^[1] 7/1/10-3/31/11 Qtr 3								
	Individual Services ^[2]			Group Services		Events		
	*undup clients	client hours	work exp:hrs	*undup clients	client hours	events	Unduplicated Participants	event hours
Youth Comprehensive Services	505	11,440	12,400	237	14,278	-	-	-
School-Based Prevention	51	751	n/a	294	3,718	56	1,318	139
Young Adult Reentry Services	331	3,689	13,738	233	16,607	17	854	73
Oakland Street Outreach	584	5,913	n/a	92	580	1,475	10,952	3,210
Incident Crisis Response	367	3708	n/a	127	500	120	20,715	271
Family Violence Intervention	1,144	6,185	n/a	-	-	466	1,166	851
TOTALS	2,982	31,686	26,138	983	35,683	2,134	35,005	4,544

*unduplicated clients

^[1] Does not include OUR KIDS Middle School program, OUSD's Second Step curriculum or conflict resolution programs.

^[2] Individual Services – services delivered on a 1-to-1 basis, primarily case management and therapy ; Group Services – services delivered to enrolled clients in group settings, such as classes and support groups; Events – services delivered on a “drop-in” or event basis, such as street outreach and community trainings; Client hours – hours of service received by clients, i.e., a 2 hour class with 2 students equals 4 client hours

	Individual Services			Group Services		Events		
	*undup clients	client hours	work exp. hrs	*undup clients	client hours	events	Unduplicated Participants	event hours
Alameda County Health Care Services Agency OUR KIDS	631	9360		212	2487	-	-	2099

OUSD Second Step: 1760 Pre School students
 12,833 Elementary School students

Despite the threats to instability of the funding this past year, Measure Y violence prevention programs are still reaching large numbers of youth and young adults and as demonstrated in the evaluation information that follows, these are largely individuals at highest risk for violence. *Appendix A* provides grantee by grantee performance data.

B. Client Stories

The numbers above cannot adequately describe the challenges and the successes experienced by Measure Y clients. The following client profiles submitted by grantees tell the story of young people touched by Oakland’s investment in violence prevention. Additional case studies are available in *Appendix A*, under each agency’s profile. Names have been changed to protect confidentiality.

- A gang member from East Oakland was referred to a Measure Y grantee. His grades were declining and he was missing days at school. Staff built a rapport with him and expressed the importance of him finishing school as well as helped him see how his actions in gang activity created consequences for him. The client realized that he needed to slow down his gang behaviors and concentrate on things that can keep him busy outside of the neighborhood. The staff continued to motivate him every day to stay in school and participate in other activities after school so he won't get caught up with his homeboys. He was enrolled in a tutoring program after school to help him pass some of his classes and it also helped him stay off the streets for a few hours during the time he usually got into trouble. This resulted in the client spending more time on his school work and time off the streets. His grade point average went up to a 3.0, and he was accepted into San Francisco State University.
- A young woman was fatally shot in a double homicide in East Oakland earlier this year. In this case, identification of next of kin was not easy and Crisis Response Support Network (CRSN) staff worked hard to find family members and clarify relationships. Sadly the mother of this young woman had already lost 3 sons and now her daughter. The CRSN team provided intensive outreach support to her family. They identified the additional family members affected by this death, notified OUSD of impacted students, and facilitated the linkage to clinical case managers who are now working with the victim’s mother and surviving brothers. Three members of the CRSN clinical case management team and crisis counselors are also now providing support to this family which also includes the victim’s grandmother. Relocation was a priority concern as the

family feared for the safety of the teenager living in the home and that process was started by the clinical case managers. The need for this relocation was tragically underscored when the teenager was shot. Fortunately, he survived and his clinical case manager worked with the family to develop a safety plan, moved him to a safe place until the family's relocation was completed.

- "Kisha" and "Patricia" had been fighting with one another for some months. Virtually every time one of the girls saw the other, they would become verbally abusive and fight. The Restorative Justice for Oakland Youth (RJOY) Coordinator held a Circle. Through the Circle sharing everyone learned that Kisha's father had passed away. Unaware of this, Patricia had been making repeated offensive remarks about Kisha's father. And every time Kisha saw Patricia, it brought back the painful insults, enraging her. In Circle, as soon as Kisha told everyone her father had passed, Patricia made a heartfelt apology. The sense of relief was palpable. This was initially an accountability Circle. It became a grief Circle where the girls and peers cried together about their losses. The Coordinator facilitated a simple ceremony where each participant calls on and invites into the Circle an ancestor or living person whose shoulders they stand on. They began to share about all the people they had lost. This deepened the connection even more. Ever since the Circle, the two girls who persistently fought, not only they are no longer fighting--they are inseparable.

C. *RDA Evaluation Highlights*

The independent evaluators, Research Development Associates (RDA) are charged with conducting an evaluation of the Measure Y programs. RDA will be presenting their most recent report on May 24, 2011 to City Council. Highlights of that report are included in individual grantee summaries in *Appendix A*. The following are key areas of success from the FY 2009-10 report:

- Grantees served individuals with significant risk factors for engaging in or becoming victim to violence.
- Intensity of individual services provided by Measure Y grantees was associated with fewer violations of probation among participants.
- Work experience and vocational training were associated with fewer violations of probation.
- Retention of participants in group services resulted in decreased recidivism among youth and adults.
- Measure Y youth experienced improved attendance and reduced suspensions after enrollment in the program.
- Measure Y clients reported strengthened resiliency and improved protective factors after receiving Measure Y services.

PROGRAM DESCRIPTION

FY 2011-12 Recommendations for Contract Renewal

The following provides contract renewal recommendations for all Measure Y strategies and reminds City Council of existing commitments. These renewal recommendations are made following extensive program monitoring activities to ensure compliance with the program strategies, and with input on the impact of the programs on preventing violence from the Measure Y independent evaluator's Individual Program Reports. There is a short description of each funding recommendation in the following pages which includes service delivery information by program strategy, program evaluation outcomes for FY 2010-11 and funding recommendations for FY 2011-12. Detailed agency by agency information can be found in *Appendix A*.

Contract and Program Monitoring

It should be noted that Measure Y grant agreements are largely performance based. Grantees are required to enter all service data into a web-based contract monitoring system, CitySpan, which also ultimately allows for the matching of client service data to outcome data for evaluation. Grantees are not paid the full amount of their contract if they are unable to meet their deliverables, barring unforeseen circumstances. Furthermore, all grantees undergo a rigorous annual site visit that includes fiscal monitoring, database verification, client file reviews, and program observations. This year, site visits occurred primarily in April and May. *Significant corrective actions for each agency are noted in Appendix A; under "Site Visit Finding Summary"; these must be corrected by the grantee in order for the renewal of the grant agreement will be executed.*

Discontinued Funding

End of Five Year Commitments: 2010-11 was the last year of two five year Measure Y commitments by City Council to fund administrative support for two agencies. Family Justice Center was funded at \$25,000 per year, and Youth Uprising at \$300,000 per year, for five years from FY06-07 to FY 2010-11. These agencies met their reporting requirements for the five years, and the full amounts were paid out.

Outstanding Challenge Grant for Safe House for Sexually Exploited Minors

In 2005, City Council approved a challenge grant of \$225,000 for Alameda County to develop a Safe House for Sexually Exploited Minors, considered to be a critical element in helping young girls and women escape repeated victimization. The development of the facility has been slow but currently Alameda County in partnership with Dream Catcher has bought a building and is in the midst of a capital campaign to fully fund the renovation. The County's Health Care Services Agency has also identified reimbursement funding streams that will provide on-going support for services. Funds raised thus far exceed \$420,000. DHS is recommending that the Safe House Challenge grant be retained and staff will return later in 2011 with an update on the capital campaign, specific uses of these funds, and a recommendation for implementation

I. YOUTH COMPREHENSIVE SERVICES

These strategies provide services to youth on probation, identified as being high risk for becoming perpetrators or victims of violence. The scopes of work for all of the grantees recommended below fall under the Section 3.2(a) of Measure Y, Youth Outreach Counselors to “hire and train personnel who will reach out, counsel and mentor at-risk adolescents ...by providing services and presenting employment.”

1. Juvenile Justice Center (JJC)/OUSD Wraparound Services

This strategy focuses on intensive case management including counseling and academic support for youth leaving the Alameda County Juvenile Justice Center (JJC) and reconnecting with Oakland Unified School District. Five non-profit agencies implement this strategy along with OUSD’s on-site Academic Placement Manager.

The five agencies have served 308 youth as of the third quarter, FY2010-11. DHS applied for and received a one year federal Second Chance planning grant, to augment the case management work of the Measure Y providers, and to facilitate communication and coordination among the public systems working with youth leaving the JJC and reentering Oakland.

FY 2011-12 Recommendations

Staff recommends all grantees be renewed at the same level which will serve approximately 265 youth. Each of the five case management agencies listed below are receiving additional funding through the federal Second Chance grant, which allows them to serve 14 additional youth each between January 1, 2011 through December 31, 2011, which is not reflected in the table below.

Name of Agency	Measure Y Recommended Amount	Clients to Be Served
California Youth Outreach	\$100,000	40
East Bay Agency for Children	\$86,136	30
East Bay Asian Youth Center	\$220,000	85
The Mentoring Center	\$125,000	40
Youth Uprising	\$175,000	70
OUSD – JJC Academic Placement Manager	\$79,920	<i>all*</i>
TOTAL	\$788,056	265

** Academic Placement Manager enrolls all youth returning to Oakland into OUSD, and refers youth to case management services*

2. After School Youth Employment

This strategy funds two agencies: Youth Employment Partnership and Youth Radio to provide after school employment opportunities for 109 high risk youth. Youth served under the Juvenile Justice Center/OUSD wraparound strategy have first priority for filling these employment slots. As of March 31, 2011, 102 youth were provided with After School Youth Employment services.

FY 2011-12 Recommendations

Staff recommends funding at the same level for FY 2011-12 serving approximately 109 youth throughout the year. YEP is able to serve a higher number of youth because of significant funding they have leveraged for the program.

Name of Agency	Measure Y Recommended Amount	Clients To Be Served
Youth Employment Partnership (YEP)	\$119,880	92
Youth Radio	\$65,000	17
TOTAL	\$184,880	109

3. Summer Jobs

Per prior Council direction, DHS issued a Request for Proposals (RFP) for the Summer Employment Strategy in January 2011, as services must begin in May 2011. Three agencies were selected through this process; to serve 80 probation-involved youth.

FY 2011-12 Allocation

On May 3, 2011, City Council approved the three agencies that were recommended for Measure Y Summer Employment funding as a result of the competitive RFP process.

Approved Agencies	Funding Amounts	Clients To Be Served
Youth Employment Partnership Inc.	\$95,260	45
Youth Uprising	\$42,340	20
Youth Radio	\$40,000	15
TOTAL	\$177,600	80

H. SCHOOL BASED SERVICES

These strategies provide services to youth in Oakland Unified School District. All of the grantees' scopes of work described below fall under the Section 3.2(b) of Measure Y, After and in School Programs for Youth and Children including "providing recreational, academic tutoring and mentoring opportunities." The work of Restorative Justice also falls under the Section 3.2(a) of Measure Y, Youth Outreach Counselors to "hire and train personnel who will reach out, counsel and mentor at-risk adolescents ...by providing services..."

1. Restorative Justice – Community Initiatives, Inc., with Restorative Justice for Oakland Youth

Community Initiatives is the Fiscal Agent for Restorative Justice for Oakland Youth (RJOY). RJOY provides restorative justice services, including mentoring and counseling, to 100 youth and 50 youth-serving adults. They provide mentoring services at Excel High School (on the McClymond’s High School campus) and at the Emiliano Zapata Street Academy. As of March 31, 2011, the grantee provided group Restorative Justice outreach and mentoring to 162 youth.

FY 2011-12 Recommendations

Staff recommends funding at the same level to serve at least 100 youth with group services for FY 2011-12.

Name of Agency	Measure Y Recommended Amount	Clients To Be Served
RJOY	\$133,200	100

2. Second Step Violence Prevention Curriculum – OUSD

OUSD provides Second Step Violence Prevention academic curriculum lessons to over 2,160 pre-school students in City of Oakland Head Start Centers or Child Development Centers and 9,440 OUSD elementary school students. As of March 31, 2011, over 15,081 OUSD elementary and pre-school students completed Second Step Violence Prevention sessions.

FY 2010-11 Recommendations

Staff recommends funding at the same level to serve at least 11,600 OUSD preschool and elementary school students for FY 2011-12.

Name of Agency	Measure Y Recommended Amount	Clients To Be Served
OUSD	\$131,717	11,600

3. OUR KIDS Program – Alameda County Health Care Services Agency(ACHCSA)

The OUR KIDS program provides at least 520 high-risk students with psycho-social assessments, counseling, case management, academic support, and family support services. This strategy leverages funds in partnership with OUSD and Alameda County Health Care Services Agency. As of March 31, 2011, over 631 middle students were provided with over 1,270 hours of case management services.

FY 2011-12 Recommendations

Staff recommends renewing at the current funding level to serve 520 youth.

Name of Agency	Measure Y Recommended Amount	Clients To Be Served
ACHCSA	\$219,514	520

4. Oakland Comprehensive Gang Model – OUSD – Office of Alternative Education

The Oakland Comprehensive Gang Model provides case management and support services to 80 gang involved youth and parenting classes for families at risk of gang involvement in Central and East Oakland neighborhoods with high levels of gang violence. The OUSD Office of Alternative Education leads this model with subcontractors California Youth Outreach and Project Re-Connect. As of March 31, 2011, 51 youth were provided with case management services and 52 parents were engaged in the parenting classes.

FY 2011-12 Recommendations

DHS recommends renewing at the current funding for FY 2011-12 to serve a minimum of 80 youth and 60 parents.

Name of Agency	Measure Y Recommended Amount	Clients To Be Served
OUSD Alternative Education	\$177,600	80

III. FAMILY VIOLENCE INTERVENTION

These strategies provide services and advocacy to address family violence, defined broadly as violence between family members, child abuse, and sexual abuse. All the grantees' scopes of work described below fall under Section 3.2(c) of Measure Y, Domestic Violence and Child Abuse Counselors including "make available counselors who will team with police...to assist victims of domestic violence and child prostitution."

1. Outreach to Sexually Exploited Minors – Alameda County Interagency Children's Policy Council (ICPC)

The Alameda County Interagency Children's Policy Council is managing a collaborative of agencies including Bay Area Women Against Rape (BAWAR), Be A Mentor, Motivating, Inspiring, Supporting, and Serving Sexually Exploited Youth (MISSEY, Inc.), Covenant House, and Scotlan Youth and Family Center to provide over 50 youth with case management services, medical care, shelter and counseling and over 200 with intensive outreach. As of March 31, 2011, 74 youth were provided with case management services and 167 were provided with intensive services.

FY 2011-12 Recommendations

DHS recommends renewing at the current funding level for FY 2011-12, to provide at least 50 youth with case management services and 200 youth with intensive outreach.

Name of Agency	Measure Y Recommended Amount	Clients To Be Served
Alameda County ICPC	\$248,640	250

2. Mental Health Services for Children Exposed to Violence (ages 0-5) - *Safe Passages*
The Safe Passages Mental Health Collaborative, which includes the Family Violence Law Center, Jewish Family/Children's Services of the East Bay, Family Paths, Inc., and Through the Looking Glass, provides mental health services to 50 children ages 0-5 exposed to domestic abuse and 580 children with mental health consultations at Head Start and OUSD Childhood Development Centers. As of March 31, 2011, 83 children 0-5 and their families were provided with mental health services and 282 participants were provided with mental health consultations.

FY 2011-12 Recommendations

DHS recommends renewing at the current funding level for FY 2011-12 to serve at least 50 children and their families with mental health services and at least 580 preschoolers with mental health consultations.

Name of Agency	Measure Y Recommended Amount	Clients To Be Served
Safe Passages	\$177,600	630

3. Family Violence Intervention Unit- *Family Violence Law Center*

The Family Violence Law Center (FVLC), Family Violence Intervention Unit (FVIU) supports the Oakland Police Department (OPD) by taking referrals from OPD and contacting at least 1,000 domestic violence victims within 48 hours of an incident. Overnight on-call coverage is also provided. As of March 31, 2011, 832 domestic violence victims were contacted by FVIU Advocates within 48 hours of an incident.

FY 2011-12 Recommendations

DHS recommends renewing at the current funding level for FY 2011-12 for contacting at least 1,000 domestic violence victims to provide them with advocacy.

Name of Agency	Measure Y Recommended Amount	Clients To Be Served
FVLC	\$399,600	1,000

IV. YOUNG ADULT REENTRY SERVICES

These strategies provide services to youth and young adults on probation or parole.

All programs described under this strategy fall within two legislative categories. First, Project Choice falls under both Section 3.2(a), Youth Outreach Counselors including "...counsel and mentor at-risk adolescents and young adults by providing service and presenting employment opportunities..." and Section 3.2(d) of Measure Y, Offender /Parolee Employment Training since employment is a critical component of the strategy ("...provide pre-release employment skills training..."). All employment grantees also fall under Section 3.2(d) of Measure Y, Offender/Parolee Employment Training.

1. Project Choice

Project Choice provides intensive support to young adults and youth on parole starting prior to release and following out into the community. Volunteers of America provides intensive counseling and mentoring services for 60 young adults from San Quentin State Prison. The Mentoring Center (TMC) provides pre- and post-release reentry mentoring and counseling to 24 youth (16-24yrs old) in the Juvenile Justice facilities in Stockton. As of March 31, 2011, 110 youth and young adults were provided with case management services.

FY 2011-12 Recommendations

DHS recommends renewing both grant agreements at the current funding levels for FY 2011-12 to serve a total of 74 participants. VOA will serve 10 fewer clients this year and in exchange will provide two years of follow-up case management to 40 clients who are provided with housing and subsidies through the City's unique partnership with Oakland Housing Authority.

Name of Agency	Measure Y Recommended Amount	Clients To Be Served
The Mentoring Center	\$111,000	24
Volunteers of America	\$222,000	50
TOTAL	\$333,000	74

2. Reentry Employment

Measure Y has encouraged and supported varied employment strategies that have included specific training programs, crew-based work, transitional employment, and direct job placement to 195 individuals. Five agencies were funded at the beginning of FY 2010-11. Early in the fiscal year, Leadership Excellence chose to no longer provide Measure Y services and the money allocated towards their grant agreement, \$88,800, was placed in the Measure Y Reserve. As of March 31, 2011, this strategy has served 135 clients with over 9,156 hours of work experience and 70 job placements.

FY 2011-12 Recommendations

DHS recommends renewals at the same funding levels for FY 2011-12 (excluding Leadership Excellence) to serve a total of 175 participants.

Name of Agency	Measure Y Recommended Amount	Clients To Be Served
Youth Employment Partnership	\$222,000	38
Workfirst Foundation	\$310,800	85
Goodwill Industries of the East Bay	\$93,240	20
Volunteers of America	\$222,000	32
TOTAL	\$848,040	175

3. Mayor’s Reentry Employment Specialist

In 2010-11, the Mayor’s Reentry Employment Specialist focused on enhancing opportunities for at least 220 individuals on probation and parole to access career opportunities in the public sector, either directly with the City of Oakland or other public agencies or through priority hiring on City projects. The Mayor’s Reentry Employment Specialist was formally transferred in February of 2011 to the supervision of the Department of Human Services, Policy and Planning Division. As of March 31, 2011, the Reentry Specialist has served 60 clients in 11 orientation groups and assisted 15 individuals through the City employment process. The lower numbers are in part a result of the recession and limited hiring opportunities. Other achievements include: banning the check box for felony history on the City’s application and creating a comprehensive reentry resource guide.

FY 2011-12 Recommendations

DHS recommends renewing funding for this position at the same funding level. As the position is now part of the Measure Y team, specific activities and deliverables more appropriate to DHS are being proposed. Specifically, the position will be less policy oriented as it was in the Mayor’s Office, less focused on City employment given the current fiscal crisis, and more carefully aligned with other Measure Y reentry strategies. The Reentry Specialist will provide added case management capacity for the City’s Call In program, work on job development leads that can be shared with various Measure Y strategies and programs, continue the development of client and employer resource guides, continue City sponsored orientation sessions but geared toward job readiness and sharing key job resources. Specific benchmarks for services will be proposed by July 1, 2011.

Name of Position	Measure Y Recommended Amount	Clients To Be Served
Mayor’s Reentry Specialist	\$119,880	120

V. STREET OUTREACH AND INCIDENT/CRISIS RESPONSE

These strategies are designed to interrupt violence before it happens, mediate impact of violence when it does happen, and change the culture of violence. All of the programs under this strategy fall under legislative Section 3.2(a) of Measure Y, Youth Outreach Counselors, specifically to ...“to hire and train personnel who will reach out, counsel and mentor at-risk adolescents and young adults by providing services and presenting employment opportunities.” All of these programs are also multi-disciplinary and as such encompass work in the other three legislative categories (Section 3.2 (b –d) through in-school programs, working with youth exposed to violence, and providing employment support to reentry youth and young adults.

1. Oakland Street Outreach

In coordination with the Oakland Police, street-based outreach workers provide incident- and “hot spot”- specific outreach in high-crime areas at hours of peak need - nights and weekends, reaching at least 9,000 youth. As mentioned earlier in this report, DHS received a federal grant to enhance street outreach efforts and hire nine FTE additional street outreach workers. California Youth Outreach and Healthy Oakland provide street outreach, Youth

Uprising provides case management, and the DHS Violence Prevention Coordinator provides trainings, coordination efforts, and conducts street outreach. As of March 31, 2011, street outreach was conducted 1,440 times; reaching more than 10,702 youth and young adults, and 513 participants were provided with either intensive outreach or case management.

For the past two years Healthy Oakland and California Youth Outreach have shared responsibility for the East Oakland Street Outreach Team. The coordination required to implement this has been challenging for both reporting and communication. CYO currently staffs the majority of the East Team (5 FTE members) and the Area Team Lead is a CYO employee, Healthy Oakland has 1 FTE on the East Team. By mutual agreement, and in order to have one agency responsible for the East team, DHS is recommending shifting 1 FTE from Healthy Oakland to CYO. Starting July 1st CYO would be solely responsible for East Team. DHS's Outreach Coordinator will continue to participate in all hiring and deployment decisions as outlined in the grant agreements.

FY 2011-12 Recommendations

DHS recommends renewal for Youth Uprising at the same funding level for FY 2010-11, and redistribution of one FTE from Healthy Oakland to CYO (\$42,000) in order to have one agency fully responsible for the East Oakland outreach team.

Name of Agency	Measure Y Recommended Amount	Clients To Be Served
California Youth Outreach	\$328,600	6,000
Healthy Oakland	\$182,000	3,000
Youth Uprising	\$133,201	40
DHS Violence Prevention Coordinator	\$133,200	<i>Coordination, training, outreach</i>
TOTAL	\$777,001	9,040

2. Crisis Response and Support Network (CRSN)

Catholic Charities of the East Bay (CCEB), along with a subcontractor, coordinates the Crisis Response and Support Network (CRSN) to provide crisis response and supportive services to 350 individuals connected to 60 homicide victims, mental health services and facilitated mental health referrals for 30 families/individuals, and Circles of Support for 75 youth affected by homicides at school and community facilities. The subcontractor was initially Khadafy Foundation, but in January 2011, Youth ALIVE! created the Khadafy Project and became the subcontractor for crisis response. As of March 31, 2011, 144 participants received mental health services and 199 participants received intensive outreach services.

FY 2011-12 Recommendations

DHS recommends renewing the grant agreement at the current funding level for FY 2011-112 to provide case management and counseling services to at least 60 participants and to provide at least 350 participants with intensive outreach services.

Name of Agency	Measure Y Recommended Amount	Clients To Be Served
----------------	------------------------------	----------------------

Catholic Charities	\$310,800	410
--------------------	-----------	-----

3. Highland Intervention/Caught In The Crossfire

Youth ALIVE!'s Caught in the Crossfire intervention program provides intensive counseling and case management to at least 40 youth annually who are hospitalized at Highland Hospital due to violent injuries with the goal of reducing retaliation, re-injury, and arrest. As of March 31, 2011, 87 youth were provided with intensive outreach services, and 37 with case management services.

FY 2011-12 Recommendations

DHS recommends renewing the grant agreement with Youth ALIVE! at the current funding level for FY 2011-12 to serve 40 youth with intensive counseling and support services.

Name of Agency	Measure Y Recommended Amount	Clients To Be Served
Youth Alive!	\$85,000	40

4. City-County Neighborhood

The City-County Neighborhood Initiative, a program run by the City of Oakland, Division of Neighborhood Services, operates in two neighborhoods, in the Hoover Historic District in West Oakland and Sobrante Park in East Oakland. A key focus is reaching out to 50 intensive outreach youth and their families to provide linkage to service supports including mentoring, recreation, employment and counseling. As of March 31, 2011, 61 participants were provided with intensive outreach services and 14 community organizing events took place.

FY 2011-12 Recommendations

DHS recommends renewing the grant agreement with the City Administrator's Office at the current funding level for FY 2011-12 to provide 50 participants with intensive outreach and 20 community organizing events. This recommendation is contingent upon the outcome of the City Budget, which will impact the Neighborhood Services Division.

Name of Agency	Measure Y Recommended Amount	Clients To Be Served
CCNI	\$133,200	50

5. Public Safety District Support

The Mayor's Office is funded to support violence prevention efforts in the three Public Safety Districts. Efforts focus on communications and coordination with faith-based agencies and other entities to engage them in outreach to at-risk youth and communities and in violence prevention messaging. Conflict mediation training was conducted to work with youth in limiting violence in the wake of the Mehserle verdict. Additionally, money will be used to support the Mayor's Summer Jobs Program.

FY 2011-12 Recommendations

DHS recommends renewing the grant agreement with the Mayor's Office at the current funding level of \$30,000 for FY 2011-12. In the coming year, and in close coordination with the other Measure Y strategies, the Mayor's Office will focus their work on helping at-risk youth with employment and mentoring during the summer, as part of the Mayor's Summer Jobs Program.

Name of Agency	Measure Y Recommended Amount	Clients To Be Served
Mayor's Office	\$30,000	220

SUSTAINABLE OPPORTUNITIES

Economic: Providing programs for Oakland families affected by violence will increase their economic stability by linking them to support services to increase the school success of young people and employment opportunities for youth and young adults also. Breaking the cycle of violence has the potential to save dollars in medical care, police services, and incarceration costs.

Environmental: There are no environmental opportunities at this time.

Social Equity: Measure Y programs assist youth and families in Oakland in achieving a greater degree of social equity by improving school performance, improving employment opportunities and providing support services.

DISABILITY AND SENIOR CITIZEN ACCESS

All programs funded by Measure Y are accessible to persons with disabilities.


RECOMMENDATION(S) AND RATIONALE

DHS recommends that City Council exercise the option to renew grant agreements for the third and final year with various non-profit and public agencies for a total of \$5,348,111 during FY 2011-12. These organizations have effectively delivered violence prevention services to Measure Y's target population of children, youth and young adults who are at the highest risk for involvement in violence. Renewing these agreements ensures continuity of service for the young people involved in these programs and for the communities affected positively by the presence of these critical services.

ACTION REQUESTED OF THE CITY COUNCIL

DHS recommends that City Council accept a report on the progress of FY 2010-11 Measure Y violence prevention grantees and approve a resolution authorizing the City Administrator to exercise the option to renew grant agreements between the City of Oakland and various Public and Non-Profit Agencies to provide violence prevention programs for an estimated amount of \$5,348,111 for fiscal year 2011-12.

Respectfully submitted,



ANDREA YOUNGDAHL, Director
Department of Human Services

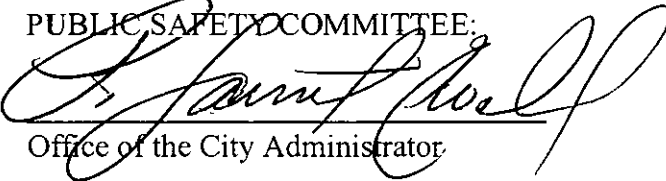
Reviewed by: Sara Bedford, Manager
Policy & Planning/Measure Y

Prepared by: Priya Jagannathan, Planner
Dyanna Christie, Planner
Page Tomblin, Planner

APPENDICES:

- Appendix A – Summary of Progress of Grantees in FY 10-11
- Appendix B – Demographics of Measure Y Violence Prevention Participants for FY 10-11

**APPROVED AND FORWARDED TO THE
PUBLIC SAFETY COMMITTEE:**



Office of the City Administrator

*Summary of Progress
of Grantees
in Fiscal Year 2010-11*

APPENDIX

A

[70 pages]

Summary of Progress of Grantees in FY 10-11

I. Youth Comprehensive Services

- A. Juvenile Justice Center and OUSD Wraparound Services
 - California Youth Outreach
 - East Bay Agency for Children
 - East Bay Asian Youth Center
 - The Mentoring Center
 - Youth Uprising
- B. After School Employment and Job Training
 - Youth Radio
 - Youth Employment Partnership
- C. Summer Employment - Youth Employment Partnership

II. School-Based Prevention Projects

- A. OUR KIDS Middle School Model - Alameda County Health Care Services Agency
- B. Second Step Curriculum - Oakland Unified School District
- C. Oakland Comprehensive Gang Model - OUSD Alternative Education
- D. Restorative Justice - Community Initiatives/Restorative Justice for Oakland Youth

III. Young Adult Reentry Services

- A. Reentry Employment
 - Goodwill Industries
 - Mayor's Reentry Specialist
 - Workfirst Foundation- America Works
 - Youth Employment Partnership
 - Volunteers of America
- B. Project Choice
 - Volunteers of America
 - The Mentoring Center

IV. Oakland Street Outreach

- A. Oakland Street Outreach
 - California Youth Outreach
 - Healthy Oakland
 - Street Outreach Coordinator
- B. City County Neighborhood Initiative
- C. Youth Uprising

V. Incident and Crisis Response Services

- A. Crisis Response and Support Network - Catholic Charities of the East Bay
- B. Highland Hospital Intervention - Youth Alive

VI. Family Violence Intervention

- A. Family Violence Intervention Unit - Family Violence Law Center
- B. Mental Health Services for Ages 0 to 5 - Safe Passages
- C. Outreach to Sexually Exploited Minors
 - Alameda County Health Care Services Agency- Interagency Children's Policy Council

The names in the client profiles have been changed to protect the identity of the participants.

Summary of Progress of Grantees in FY 10-11

California Youth Outreach

Youth Comprehensive Services

- Juvenile Justice Center and OUSD Wraparound Services

Program Description: California Youth Outreach (CYO) provides wraparound case management to counsel and mentor 40 at risk youth leaving the Juvenile Justice Center (JJC) and reengaging with OUSD, to promote school attendance and compliance with probation terms. Case management services include assessments, individual development plans, academic tutoring and support, follow-up services, family home visits, and an eight-week workshop for youth and parents/guardians. This includes special case loads of youth involved in gangs, citywide.

Measure Y Contract Amount: \$100,000
 Leveraged Funding: \$15,167
 Percent Match: 15%

* Agency will be submitting additional match documentation to reach their 20% match

Deliverables: Numbers Served 7/1/10-3/31/11 (Quarter 3)				
Service	Annual Goal	# Served by Third Quarter	% of Goal Reached	% of Year
# Post JJC Educational Engagement	50	46	92%	75%
# of clients with one supportive adult identified	50	46	92%	75%
# of clients referred to Measure Y employment training	10	11	110%	75%
# of case managed clients	50	56	112%	75%
# of case management hours	1800	1160	64%	75%
# of group session client hours	30	78	260%	75%
# NCPC meetings attended	4	3	75%	75%

FY 09-10

Service	Annual Goal	# Served	Goal Reached
# Post JJC Educational Engagement	40	36	
# of clients with one supportive adult identified	40	36	
# of clients referred to Measure Y employment training	10	21	√
# of case managed clients	40	36	
# of case management hours	1120	1155	√
# of intensive outreach hours	160	50	
# of clients enrolled in groups	20	21	√
# of group session client hours	450	477	√
% of client surveys completed	80	50	
# NCPC meetings attended	4	4	√

Benchmark Comments: Currently in FY 10-11, CYO is on track to meet all deliverables. In FY 09-10, CYO met all but two of the set deliverables as a result of a staffing change mid way during the school year.

Recommendation: Staff recommends renewal

*Summary of Progress of Grantees in FY 10-11***Quality of Services:***Successes*

- CYO continues to be instrumental in serving gang-affiliated youth in strategy.
- Agency continues to work well with Probation, OUSD, and community partners.

Challenges

- CYO needs to develop a uniform system for maintaining clients' files, entering data in database.
- CYO needs to ensure all staff are trained data entry and file maintenance.

Summary of Evaluation Findings (from RDA 2009-10 Individual Program Reports):

- The number of days enrolled for CYO participants increased in 2009/10.
- After participating in the program, the number of days CYO students attended school increased to almost the same level as other OUSD students.
- On average, the number of days CYO participants were suspended was significantly higher than OUSD averages in both 2008/09 and 2009/10. The number of days CYO youth were suspended increased from 2008/09 to 2009/10. The number of days other OUSD students were suspended also increased, though on average they got in trouble significantly less than CYO participants.
- The criminal justice outcomes analysis demonstrates that CYO has a strong, positive impact on individual participants. While 38% of CYO clients violated parole / probation in the month prior to their involvement with programming, this number decreased by nearly two-thirds to 13% six months after their first contact. Only one of the 14 individuals for whom more than 14 months of post-involvement data is available committed a violation after that point.

Reporting Compliance: All reports were submitted on time and were complete.

Site Visit Finding Summary: CYO provided all requested information for desk, programmatic and financial audits. Programmatic findings included: the agency needs to develop a uniform system for maintaining client files, entering data into database, and supervisory review of files, and ensure that all staff are trained on data entry and file maintenance.

Case Study: M.L. was referred to CYO for drug charges after serving nearly three month in Juvenile Hall. The first meeting between the case manager and M.L. was very emotional. The time in custody had put a toll on M.L. - she was anxious, sensitive, scared but receptive. When M.L. was released and back in the community, all her plans and goals seemed to vanish. The case manager would set up meetings with M.L., but she would not show up. As time passed and the case manager remained consistent, the client began to follow through with appointments, goals, and building a relationship with the case manager. M.L. reached out and opened up tremendously to her case manager, which led to a better understanding as to why she had made some of her choices that led her to Juvenile Hall. Once trust was established, M.L. began to follow through with mandated programs such as attending school on a regular basis. She had no parent involvement - her mother would go long periods of time without speaking to or seeing her. M.L.'s father is in and out of jail and not reliable. M.L. began to live with a relative, who welcomed her into the home but problems of money, food, space and clothing would arise. The case manager was able to provide her with food, gift cards and some clothing. It became evident that one of the only consistencies in M.L.'s life was that of the case manager's involvement. M.L. had been struggling with school, and the case manager was able to get her enrolled at Dewey, where she has demonstrated tremendous growth and ambition - from getting failing grades and incompletes, she is getting some C's, B's and A's. If M.L. continues to do well in school, by this time next year she will graduate and have her high school diploma something she did not envision some time ago. Despite of some poor choices and very little to no parent involvement or support, M.L. has managed to maintain good attendance and grades. She has completed an eight week parenting class, 100 hours of community service, and gang awareness programs (one on one and group settings). M.L. was placed on the Latino honor roll. M.L. has great potential and has demonstrated desire to grow and succeed. There is ongoing communication between the P.O and case manager, and M.L. will be recommended for dismissal at her upcoming progress report in May, 2011.

Summary of Progress of Grantees in FY 10-11

East Bay Agency for Children

Youth Comprehensive Services

- Juvenile Justice Center and OUSD Wraparound Services

Program Description: EBAC provides wraparound case management to counsel and mentor 35 at risk youth leaving the Juvenile Justice Center (JJC) and reengaging with OUSD, including academic tutoring support, employment oppormnities, assessments, individual development plans, and follow-up services. EBAC as well provides mental health services to a limited number of cases managed youth.

Measure Y Contract Amount: \$ 86,136
 Leveraged Funding: \$ 40,027
 Percent Match: 46%

Deliverables:

Numbers Served: 7/1/10 – 3/31/11 (Quarter 3)				
Service	Annual Goal	# Served by Third Quarter	% of Goal Reached	% of Year
# Post JJC Educational Engagement	40	27	68%	75%
# of clients with one supportive adult identified	40	31	78%	75%
# of clients referred to Measure Y employment training	7	14	200%	75%
# of case managed clients	40	46	115%	75%
# of case management hours	1300	920	71%	75%
# of mental health service clients	40	18	45%	75%
# of mental health service hours	185	391	211%	75%
# NCPC meetings attended	4	3	75%	75%

FY 09-10

Service	Annual Goal	# Served	Goal Reached
# Post JJC Educational Engagement	30	37	√
# of clients with one supportive adult identified	30	47	√
# of clients referred to Measure Y employment training	5	10	√
# of case managed clients	30	47	√
# of case management hours	840	843	√
# of mental health service clients	14	19	√
# of mental health service hours	168	196	√
# of intensive outreach hours	120	45	
% of client surveys completed	80	80	√
# NCPC meetings attended	4	4	√

Benchmark Comments: EBAC is on track to meet all deliverables in FY 10-11. In FY 09-10, EBAC was successful in meeting all but 1 deliverable. The missed deliverable was due to the fact that EBAC did not need as many outreach hours to reach their enrollment deliverable numbers.

Recommendation: Staff recommends renewal.

Summary of Progress of Grantees in FY 10-11

Quality of Services:*Successes*

- Case Managers continue to build solid relationships with students, families and community partners.
- Due to Second Chance funds EBAC was able to hire an additional .5 FTE Case Manger

Challenges

- Parking at the JJC remains a challenge for Case Managers and families of participants.

Summary of Evaluation Findings (from RDA 2009-10 Individual Program Reports):

- The number of days enrolled for EBAC participants increased significantly in 2009/10.
- After participating in the program, the number of days EBAC students attended school increased to close to the same level as other OUSD students.
- On average, the number of days EBAC participants were suspended was significantly higher than OUSD averages in both 2008/09 and 2009/10. In 2009/10, the number of days EBAC youth were suspended significantly decreased, while the number of days other OUSD students were suspended increased.
- The criminal justice outcomes analysis demonstrates that EBAC has a strong, positive impact on individual participants. While 44% of EBAC clients violated in the month prior to their involvement with EBAC, this number decreased by more than half to 18% three months after their first service contact.
- By month 14, 0% of FY 09/10 EBAC clients were violating parole / probation.

Reporting Compliance: Quarterly reports are complete, thorough and submitted in a timely manner.

Site Visit Finding Summary: EBAC provided all requested information for desk, programmatic and financial audits. Findings included: EBAC must fully implement the separation of Measure Y funds and expenditures in agency budget, and ensure separation of Second Chance funds and expenditures.

Summary of Progress of Grantees in FY 10-11

Case Study: D.H. had done well in school until the 9th grade. He was motivated, and had an inner desire for something - he just didn't know what yet, exactly. But over time, he began hanging out with a crowd that didn't share his hopes for a better future. His school work began to suffer. He fought with his family. As a senior in high school, he made a series of poor decisions which ultimately resulted in his arrest. D.H. knew immediately he had made a huge mistake. Once released on probation, he was given a second chance. The team from East Bay Agency for Children's Probation Mental Health program took on his case. Under the watchful eyes of Case Manager Deyantae Newsom, Clinician Mike Schimek, and Program Director, Jill Reed, D.H. received professional guidance to help him manage the triggers and influences that had landed him in jail. The team staged a family intervention to put those relationships on a healthier track. They began to engage him in positive activities such as Youth Radio and the Youth Employment Partnership to build his self-esteem and demonstrate to himself his potential. From the beginning, "I told D.H. that I was there for him as a resource. I wanted him to trust that I was not just one more person in his life telling him what to do", Deyantae said. "As his Case Manager, I could take him out of the environment that led to his mistakes and expose him to people, activities, and organizations that could have a positive impact on his life. But he had to agree to meet me half-way and comply with the terms of his probation; like completing school and performing his required community service." D.H. did step up. He completed more than his required community service hours. He is supplementing his daytime classes with evening coursework to enable him to earn his high school diploma sooner. He, again, has a desire for something. Despite his progress, D.H. continues to struggle with making the right decisions about who to call his friends. He must work hard, with intention, to keep his attitudes and his anger in check. He knows that he has plenty of work to do to get back on the right track and to stay there this time. Nevertheless, he is slowly gaining confidence in himself and his future. He may not even recognize this himself yet, but Deyante believes D.H. has the potential to succeed in college. With help from the EBAC team, D.H. is examining his anger and his thinking in general. He is beginning to restructure his thinking about pro-social relationships and his place in the world.

Summary of Progress of Grantees in FY 10-11

East Bay Asian Youth Center

Youth Comprehensive Services

- Juvenile Justice Center and OUSD Wraparound Services

Program Description: East Bay Asian Youth Center provides wraparound case management to counsel and mentor at risk youth leaving the Juvenile Justice Center and reengaging with OUSD; provides mentoring and life coaching services to promote school attendance and compliance with probation terms. Case management services include assessments, individual development plans, academic tutoring and support and follow-up services.

Measure Y Contract Amount: \$220,000
 Leveraged Funding: \$ 77,879
 Percent Match: 35%

Deliverables:

Numbers Served 7/1/09 - 3/31/10 (Quarter 3)				
Service	Annual Goal	# Served by Third Quarter	% of Goal Reached	% of Year
# Post JJC Educational Engagement	85	84	99%	75%
# of clients with one supportive adult identified	85	105	124%	75%
# of clients referred to Measure Y employment	15	12	80%	75%
# of case managed clients	85	105	124%	75%
# of case management hours	2295	3467	151%	75%
# of peer support/counseling group sessions	30	161	537%	75%
# NCPC meetings attended	4	1	25%	75%

FY 09-10

Service	Annual Goal	# Served	Goal Reached
# Post JJC Educational Engagement	85	86	√
# of clients with one supportive adult identified	85	86	√
# of clients referred to Measure Y employment	20	37	√
# of case managed clients	85	86	√
# of case management hours	2380	2412	√
# of intensive outreach hours	340	345	√
# of peer support/counseling group sessions	30	46	√
% of client surveys completed	80	66	
# NCPC meetings attended	4	4	√

Benchmark Comments: In FY 10-11 EBAYC, is exceeding most deliverables, and will be catching upon their attendance at NCPC meetings during the 4th quarter. In FY 09-10 EBAYC was successful in meeting all program deliverables

Recommendation: Staff recommends renewal.

Summary of Progress of Grantees in FY 10-11

Quality of Services:*Successes*

- EBAYC has recently began offering a substance abuse group to enrolled participants
- EBAYC has linked with valuable referring resources based on suggestions and referrals from the strategy's Case Conferencing meeting.

Challenges

- EBAYC noted that staff parking at the JJC is an increasing problem when attending court and JJC meetings. Often they receive parking tickets since having to use metered parking, and are unable to leave the courtroom in time to pay the meter for parking.
- Some participant files revealed that there is inconsistency between staff members in the quality and length of notes kept in files.

Summary of Evaluation Findings (from RDA 2009-10 Individual Program Reports):

- The number of days enrolled for EBAYC participants increased significantly in 2009/10.
- After participating in the program, the number of days EBAYC students attended school increased to close to the same level as other OUSD students.
- On average, the number of days EBAYC participants were suspended was significantly higher than OUSD averages in both 2008/09 and 2009/10. In 2009/10, the number of days EBAYC youth were suspended slightly decreased, while the number of days other OUSD students were suspended increased.
- The criminal justice outcomes analysis demonstrates that EBAYC has a strong, positive impact on individual participants. While 29% of EBAYC clients violated parole / probation in the month prior to their involvement with EBAYC, this number decreased by nearly half to 15% one month after their first contact. Among the 67 clients for whom we have data for more than 16 months following initial contact, only one individual violated parole / probation.

Reporting Compliance: Quarterly reports are complete, thorough and submitted on time.

Site Visit Finding Summary: EBAYC provided all requested information for desk, programmatic and financial audits. Programmatic findings included: Case notes of all Case Managers need to be thorough, consistent and should be more than one sentence in length.

Summary of Progress of Grantees in FY 10-11

Case Study: SR had been arrested months prior to referral for being involved in a gang-related fight that resulted in the death of one of his closest friends, and then recently for smoking marijuana on school grounds. Referred to Peter Kim, Managing Director of EBAYC's Street Team, SR met with Peter along with his mother and probation officer, and together they discussed the dire situation SR faced regarding his school progress. With a dismal GPA, only enough credits to be considered an 11th grader yet in his 4th year of high school, and with his 18th birthday creeping closer, SR would likely be pushed out of high school and into a continuation school or GED program. In fact, his PO and his school guidance counselor both agreed that he would be wasting his time trying to stay at the school and that he should just transfer immediately to save everyone involved the time and energy. In addition, his PO reminded him that he still had a hefty restitution fine of over \$300 to pay, over 60 hours of community service to complete, and that any violation of his probation mandates would land him back in the Hall. However, when Peter sat SR down at their first of countless counseling sessions and asked him what his goals were in life, SR remained adamant that he wanted to graduate from the high school he was at and walk the stage with his friends. He wanted to be dismissed from probation before his 18th birthday, and he wanted to find a job to earn money legally. It was clear that SR had a sincere desire to change and move forward in his life, and what began that day was a long process that involved commitment by both SR and Peter to work towards SR's success. Even more so, it required sacrifice, dedication and faith on SR's part towards achieving his goals. Through advocacy and regular meetings with SR's school counselor and teachers, Peter was able to assist SR in creating a new class schedule and school plan which demanded not only that SR pass every class with at least a C (which SR had not done since his first semester as a freshman), but that he also take a Math class before the start of the regular school day, biology class after school, and 3 additional classes (over the course of 9 months) at a local adult school in the evenings two days a week. In addition, SR participated in a digital arts training internship taught by the San Francisco Art Institute and held at EBAYC, which earned him 10 extra credits towards graduation. SR maintained this incredibly demanding schedule for nine months and by June, he had successfully passed every class, maintained consistent attendance, and earned enough credits to graduate on time and on stage with his friends and classmates. Just as important, SR completed his mandated community service hours, remained sober and consistently submitted "clean" drug tests to his PO, and paid his restitution fines with the help of his parents (whom he agreed to pay back once he secured a job). A particular highlight was when SR attended with Peter an Oakland City Council meeting and in front of a packed audience, SR offered his personal testimony of how EBAYC's services have helped him make significant positive changes in his life to persuade the Council to approve continued funding for violence prevention programs in the city. With all of his mandates satisfied, and the enormous achievement of graduating on time, SR was dismissed from probation on his 18th birthday, just one week after his high school graduation.

Summary of Progress of Grantees in FY 10-11

The Mentoring Center

Youth Comprehensive Services

- Juvenile Justice Center and OUSD Wraparound Services

Program Description: The Mentoring Center (TMC) provides wraparound case management to counsel and mentor 40 youth leaving the Juvenile Justice Center (JJC) and reengaging with OUSD in West Oakland and citywide to promote school attendance and compliance with probation terms. Services include assessments, individual development plans, academic tutoring and support and follow-up services. TMC's services also include cognitive re-structuring and support groups.

Measure Y Contract Amount: \$125,000
Leveraged Funding: \$ 28,000
Percent Match: 22%

Deliverables:

Numbers Served 7/1/09 – 3/31/10 (Quarter 3)				
Service	Annual Goal	# Served by Third Quarter	% of Goal Reached	% of Year
# Post JJC Educational Engagement	50	28	56%	75%
# of clients with one supportive adult identified	50	28	56%	75%
# of clients referred to Measure Y employment	7	6	86%	75%
# of case managed clients	50	28	56%	75%
# of case management hours	1120	676	60%	75%
# NCPC meetings attended	4	4	100%	75%

FY 09-10

Service	Annual Goal	# Served	Goal Reached
# Post JJC Educational Engagement	40	34	85%
# of clients with one supportive adult identified	40	34	85%
# of clients referred to Measure Y employment	6	6	100%
# of case managed clients	40	34	85%
# of case management hours	1120	1059	94%
# of intensive outreach hours	160	30	19%
% of client surveys completed	80	68	85%
# NCPC meetings attended	4	4	100%

Benchmark Comments: Currently for FY 10-11, The Mentoring Center is on track to meet all benchmarks. In FY 09-10, the agency was unsuccessful in meeting all deliverables and monies were withheld from their final payment.

Recommendation: Staff recommends contract renewal.

*Summary of Progress of Grantees in FY 10-11***Quality of Services:***Successes*

- The Mentoring Center has been successful in obtaining legal services for clients and their families.

Challenges

- Communication around referrals was not clear; after problem solving, monthly meetings have begun with the OUSD Coordinator, making the referral process much smoother for all involved.
- Making sure all new referrals are being contacted by case managers within three days.

Summary of Evaluation Findings (from RDA 2009-10 Individual Program Reports):

- The number of days enrolled for The Mentoring Center participants increased in 2009/10.
- After participating in the program, the number of days The Mentoring Center students attended school increased but not to the same level as other OUSD students.
- On average, the number of days The Mentoring Center participants were suspended was significantly higher than OUSD averages in both 2008/09 and 2009/10. The number of days The
- Mentoring Center youth were suspended increased from 2008/09 to 2009/10. The number of days other OUSD students were suspended also increased, though on average they got in trouble less than The Mentoring Center participants.
- The criminal justice outcomes analysis demonstrates that The Mentoring Center has a strong, positive impact on individual participants. While 44% of The Mentoring Center clients violated in the second to last month prior to their involvement with The Mentoring Center, this number decreased by more than three fold to 13% five months after their first service contact. By 12 months out from first contact, 0% of The Mentoring Center's FY 09/10 clients are violating parole / probation.

Reporting Compliance: All reports were submitted on time and were complete.

Site Visit Finding Summary: The Mentoring Center provided all requested information for desk, programmatic and financial audits. Programmatic findings included: Case Managers must continue meeting monthly with OUSD Education Coordinator to discuss referrals.

Case Study: We have a youth on probation that, as a result of his actions against a school employee, was violated on his probation and suspended from school. We were able to connect him with services immediately, including getting him legal assistance and re-enrollment in school. He is now doing quite well in the program and, because of our support, was able to avoid detention as a result of his probation violation.

Summary of Progress of Grantees in FY 10-11

Youth Uprising

Youth Comprehensive Services

- Juvenile Justice Center and OUSD Wraparound Services

Program Description: Youth Uprising (YU) provides wraparound case management to counsel and mentor 70 at risk youth leaving the Juvenile Justice Center (JJC) and reengaging with OUSD, to promote school attendance and compliance with probation terms. Case management services include assessments, individual development plans, academic tutoring and support and follow-up services. Services are provided in collaboration with YU's clinical mental health staff. Man Up and Women's Circle support groups are also implemented which include counseling and mentoring.

Measure Y Contract Amount: \$175,000
Leveraged Funding: \$ 70,839
Percent Match: 40%

Deliverables:

Numbers Served: 7/1/10 - 3/31/11: (Quarter 3)				
Service	Annual Goal	# Served by Third Quarter	% of Goal Reached	% of Year
# Post JJC Educational Engagement	80	59	74%	75%
# of clients with one supportive adult identified	80	59	74%	75%
# of clients referred to Measure Y employment	18	15	83%	75%
# of case managed clients	80	59	74%	75%
# of case management hours	2290	1667	73%	75%
# NCPC meetings attended	4	3	75%	75%

FY 09-10

Service	Annual Goal	# Served	Goal Reached
# Post JJC Educational Engagement	70	81	√
# of clients with one supportive adult identified	70	81	√
# of clients referred to Measure Y employment	18	25	√
# of case managed clients	70	81	√
# of case management hours	2060	2281	√
# of intensive outreach hours	180	197	√
% of client surveys completed	80	80	√
# NCPC meetings attended	4	4	√

Benchmark Comments: YU is on track to meet all deliverables, and met all deliverables in FY 09-10.

Recommendation: Staff recommends renewal

*Summary of Progress of Grantees in FY 10-11***Quality of Services:***Successes*

- Case Managers continue to build solid relationships with youth, families, Alameda County Probation, OUSD, and community partners.

Challenges

- Parking at the JJC remains a challenge for Case Managers and families of participants.

Summary of Evaluation Findings (from RDA 2009-10 Individual Program Reports):

- The number of days enrolled for Youth UpRising participants increased significantly in 2009/10.
- After participating in the program, the number of days Youth UpRising students attended school increased to almost the same level as other OUSD students.
- On average, the number of days Youth UpRising participants were suspended was significantly higher than OUSD averages in both 2008/09 and 2009/10. The number of days Youth UpRising students were suspended increased from 2009/10. The number of days other OUSD students were suspended also increased, though on average they got in trouble significantly less than Youth UpRising participants.
- The criminal justice outcomes analysis demonstrates that Youth UpRising has a strong, positive impact on individual participants. While 40% of clients violated parole/probation in the last month prior to their involvement with Youth UpRising, only 8% violated three months post first contact. 14 months after the first service contact, 0% of Youth UpRising clients violated.

Reporting Compliance: All reports were submitted on time and were complete.

Site Visit Finding Summary: There were no fiscal or programmatic findings at this year's site visit.

Case Study: In early 2010, Jeffrey was facing charges of 3 separate robberies. Prior to his arrest, Jeffrey was already failing in school and did not attend school regularly. Cutting school was more of the norm than attending and Jeffrey definitely did not care about missing school assignments. In June 2010, Jeffrey was referred to YU and was reluctant to meet with case management. However, during the initial meeting between the case manager, the youth and the family, the youth became more at ease but was still hesitant to engage in program participation. It took a lot of one-on-one time with the case manager and consistent involvement such as routine school and home visits to assure Jeffrey that the case manager was here for support and guidance. When Jeffrey was released from the Transition Center at the JJC, his mom enrolled him in a new school because she believed the new environment was more conducive for Jeffrey to excel in. The new school setting, combined with Jeffrey's decision to start coming to the center and engaging in activities, made it easier to build a trusting relationship to guide him towards positive outcomes and goals. Jeffrey and his case manager created a list of goals and identified school as the primary goal. Jeffrey's attendance, work assignments and grades has improved significantly and he is proud of the substantial growth in his life. The case manager frequently checks in at school and has developed a school plan with the principal. Now Jeffrey has plans for the future and is set for graduation and is looking forward to transitioning to secondary education. Since the guidance and influence of the case management team, Jeffrey has learned how to become responsible for his actions and has learned respect for others. Recently, Jeffrey successfully completed the Youth Employment Partnership work training program and is currently placed at YU and continues to receive daily support and praise for all of the positive life changes that have occurred in his life.

Summary of Progress of Grantees in FY 10-11

OUSD Academic Manager

Youth Comprehensive Services

- Juvenile Justice Center and OUSD Wraparound Services

Program Description: Oakland Unified School District receives funding to employ an Academic Manager, who is located at the JJC. The Academic Manager works with Probation, Alameda County Behavioral Health Care, and Measure Y staff to identify Measure Y priority youth before their release, refers them to a case manager at one of the above agencies, determine the most appropriate school placement, and ensure they are referred and integrated in a timely manner. The Academic Manager meets with each youth referred to the program prior to their release from the JJC.

Measure Y Contract Amount: \$125,000
 Leveraged Funding: *Not yet submitted*
 Percent Match: *Not yet submitted*

Deliverables:

Numbers Served: 7/1/10 – 3/31/11 (Quarter 3)				
Service	Annual Goal	# Served by Third Quarter	% of Goal Reached	% of Year
# of students enrolled in OUSD schools	500	484	97%	75%
# of case managed clients	344	106	31%	75%
# of case management hours	120	45	38%	75%
# of case conferencing meetings facilitated	12	9	75%	75%

Benchmark Comments: OUSD Enrollment Coordinator is on track to meet or exceed deliverables related to the core functions of enrolling JJC youth in OUSD and facilitating monthly multi-disciplinary case conferencing meetings. The case managed clients and case management hours deliverables were added this year to try to capture the in-depth work this position does to engage youth. After DHS reviews the fourth quarter deliverables, appropriate benchmarks regarding case management will be developed for FY 11-12.

Recommendation: Staff recommends renewal

Summary of Progress of Grantees in FY 10-11

Quality of Services:*Successes*

- Youth leaving the JJC and returning to Oakland are all enrolled within 3 days.
- OUSD Enrollment Coordinator has served as the key referral point for Probation and cbos, and has facilitated communication among all partners.
- During this year, the program moved to electronic referrals; the Enrollment Coordinator is able to refer clients through Cityspan.

Challenges

- Staffing is an issue, in order to meet the needs of all youth returning to Oakland from the JJC
- Communication post referral needs to be improved. Coordinator does not have access to the Cityspan data to see what is happening with youth once they are referred.
- As the process of referrals through Cityspan is new, there are some challenges as staff need to learn the system, and changes in Cityspan need to be made in order to meet the need of the program.

Summary of Evaluation Findings (from RDA 2009-10 Individual Program Reports):

- Ninety eight percent of youth were enrolled in school within three days of their release.
- Almost a quarter of the juvenile probationers served received enrollment support after being in custody five or fewer days.

Reporting Compliance: Reports are submitted late. Fiscal information has not been entered yet for FY 10-11, and only the advance payment has been issued.

Site Visit Finding Summary: OUSD Enrollment Coordinator was interviewed; there are no major programmatic findings. Fiscal site visit was conducted on May 10th; DHS staff is waiting for follow-up items.

Case Study: In collaboration with a Measure Y case manager from EBAYC, Coordinator was able to help two brothers transform their school experience. The students had originally been booked into juvenile hall for truancy and then for burglary. They had attended multiple schools. Through communication with their last school, we tried to get the assistance they needed. Nothing worked. After many consultations with the boys, their mother, the case manager, and Coordinator got them to try an alternative school that would be more demanding, but would keep closer watch, and offer more personalized support. It worked. Both boys have drastically improved school attendance and participation

Summary of Progress of Grantees in FY 10-11

Youth Radio

Youth Comprehensive Services

- After School Employment and Job Training

Program Description: Youth Radio, through the “Media Advocates Transforming Community Health Program” (MATCH), provides job-training and stipend work experience that emphasizes media skills building and health advocacy for at-risk youth on probation or parole through hands on media production workshops.

Measure Y Contract Amount: \$ 65,000
Leveraged Funding: \$ 35,000
Percent Match: 54%

Numbers Served 7/1/10 – 3/31/11 (Quarter 3)				
Service	Annual Goal	# Served by Third Quarter	% of Goal Reached	% of Year
# of case management hours	127.5	126	99%	75%
# of clients 100 hours of work experience	15	7	47%	75%
# of client hours of education	105	1545	1471%	75%
# of clients enrolled in job skills/vocational training	17	20	118%	75%
# of client hours of health education	120	520	433%	75%
# of clients with Health Department Internships	10	7	70%	75%
# of client Health Department Internships hours	750	387.75	52%	75%
# of clients co enrolled in Measure Y agency	5	6	120%	75%
# of client hours of life skills and pre-employment skills	2400	2108	88%	75%
# NCPC meetings attended	4	3	75%	75%

FY 09-10

Service	Annual Goal	# Served	Goal Reached
# of case management hours	127.5	135	✓
# of clients 100 hours of work experience	15	9	
# of client hours of education	105	457	✓
# of clients enrolled in job skills/vocational training	17	23	✓
# of client hours of health education	120	477.5	✓
# of clients with Health Department Internships	10	9	
# of client Health Department Internships hours	750	407.5	
# of clients co enrolled in Measure Y agency	5	6	✓
# of client hours of life skills and pre-employment skills	2400	1911	
% of client surveys completed	80	56	
# NCPC meetings attended	4	4	✓

Benchmark Comments: Youth Radio is on track to meet most deliverables, except for internship hours. In FY09-10, all deliverables were not met and money was withheld.

Recommendation: Staff recommends renewal

Summary of Progress of Grantees in FY 10-11

Quality of Services:*Successes*

- Youth Radio staff and participants have caring and healthy relationships based on mutual respect and trust
- Youth Radio recently received a Peabody Award, as well as grants from the Department of Labor and the MacArthur Foundation

Challenges

- Internship hours are not being completed by participants. DHS recommends that Youth Radio partners with outside organizations to allow participants more choices to select from.
- Sometimes there is a challenge in staff members getting calls returned from Probation Officers.

Summary of Evaluation Findings (from RDA 2009-10 Individual Program Reports):

- Youth Radio participants were enrolled and attended school fewer days than the average student in 2008/09. After participating in the program, the number of days enrolled for Youth Radio participants increased significantly in 2009/10, reaching the same number of days as other OUSD students. School attendance increased as well, but not to the same level as other OUSD students.
- On average, the number of days Youth Radio participants were suspended was significantly higher than district averages in both 2008/09 and 2009/10. The number of days Youth Radio youth were suspended increased from 2008/09 to 2009/10. The number of days other OUSD students were suspended also increased, though on average they got in trouble less than Youth Radio participants.
- The criminal justice outcomes analysis demonstrates that while certain individuals may exhibit positive juvenile justice outcomes after first contact with Youth Radio services, there is no typical client experience – positive or negative. Although only 3% of the client population violated during the month of first contact, more than 13% violated in the first month after contact.

Reporting Compliance: All reports were submitted on time and were complete.

Site Visit Finding Summary: Youth Radio provided all requested information for desk, programmatic and financial audits. There were no significant programmatic or financial findings.

Summary of Progress of Grantees in FY 10-11

Case Study: Student S, a 14-year-old male, was referred to Youth Radio by EBAYC. S comes from a large family with eight older siblings, and his parents are monolingual immigrants who came to the United States as refugees who witnessed widespread violence in their country of origin. S attends Community Day School, which is an educational institution specifically for young people with a history of behavioral challenges. Although S currently does well in his classes, he feels that he has been pigeonholed as a troublemaker based on his past mistakes and the school he attends. Thus, he arrived at his interview to join Youth Radio's program convinced that he would not get the job. However, against his fears, S made the attempt, and struggled through the interview process with a great deal of nervousness. During the interview, he explained that he doesn't like to talk to people he doesn't know, especially since he is more acclimated to speaking Cambodian at home with his family. After S was hired and began the MATCH 4 program, he faced several interpersonal challenges at Youth Radio. First, as one of the few non-African American participants as well as a non-native English speaker, he had a hard time connecting with his peers and keeping up with some of the more fast-paced conversations. Secondly, he started the program late as a replacement for another participant who left the program, so there was already a camaraderie and level of comfort amongst the initial class members that S did not enjoy. Finally, at 14, S is younger than all the other participants in the program and this exacerbated his tendency toward self-isolation. However, as time went on and the class participated in ongoing, discussion-based workshops and team building exercises, S started to come out of his shell. Though he spoke very little at first, the other older students noticed that his contributions to the discussions were always enriching when he did speak, and they began encouraging him to talk, even when he didn't raise his hand. When the group broke into teams for particular projects, several class members who had already displayed natural leadership would choose him to be on their teams, thus further incorporating S into the classroom culture and bolstering his confidence. S had excellent attendance, and was poised to be one of the most reliable and engaged members of the class. However, outside factors interfered with S's participation. His best friend was diagnosed with leukemia at age 15, and was informed that he only had a few months left to live due to the advanced stage of the illness. A few days later, the young friend's father, as well as some of S's siblings and cousins were arrested for drug sales. The families were in crisis as they tried to figure out how to get those family members out of jail as well as sustain the children financially. S stopped coming to class entirely as a result of this crisis. The family's telephone line was disconnected, and Youth Radio had no means of contacting S. After a week of no communication, S called his Youth Radio supervisor and asked if he was fired for not coming in and not calling. The supervisor clarified that he was not outright dismissed, but that they needed to meet to discuss what factors made it difficult for S to fulfill his work responsibilities and clarify the expectations that Youth Radio had of him moving forward. During the following meeting, S expressed regret for falling off and said that he had felt too overwhelmed to call in and explain his absence. Applying the principles of asset-based youth development to Youth Radio's employment practices, the discussion centered around what the MATCH program could do to support S in re-engaging with the services, rather than penalizing him for lack of attendance. The emphasis was placed on how to build workplace accountability as S continued on in the MATCH 4 program. Following this meeting, S began attending class regularly again, under the probationary condition that S demonstrate excellent punctuality and attendance and write a letter explaining why he should continue in the program in the subsequent weeks. Because he admitted that he had been somewhat non-participatory in his court-mandated therapy appointments, S also had to more strenuously engage with his support network. Youth Radio believes that this combination of accountability-building, affirmation of past work, and non-judgment of his outside circumstances created an environment of encouragement for S. This environment allowed S to exercise his own skills to step up and finish out the training. In the final weeks of the program, with the recommendations and support of his MATCH Supervisor, S was released from probation earlier than expected. S is now moving on to the Health Department internship, and in his Presentation of Learning he repeatedly emphasized his work at Youth Radio as a key element in teaching him how to enact responsibility.

Summary of Progress of Grantees in FY 10-11

Youth Employment Partnership

Youth Comprehensive Services

- Summer Youth Employment & After School Employment and Job Training

Program Description: Youth Employment Partnership Inc. provides after school training and employment to 84 on probation youth through a "Career Try-Out" model which includes a paid internship. In conjunction with the Mayor's Summer Jobs Program, YEP enrolled an additional 98 high-risk youth in paid summer internships and paid soft skill workshops.

After School Job Training		Summer Job Program	
Measure Y Contract Amount:	\$119,880	Measure Y Contract Amount:	\$177,600
Leveraged Funding:	\$ 30,331	Leveraged Funding:	\$ 35,520
Percent Match:	25%	Percent Match:	20%

Deliverables: Summer Jobs

Numbers Served 7/1/10 - 3/1/2011				
Service	Annual Goal	# Served by Third Quarter	% of Goal Reached	% of Year
# of clients placed in employment training	39	54	138%	75%
# of intensive outreach clients	350	0	0%	75%
# of Work Experience Clients	43	46	107%	75%
# of Work Experience Hours	4300	4768	111%	75%
# of client hours of job skills/vocational training	813	1768	217%	75%
# NCPC meetings attended	3	1	33%	75%

FY 09-10

Service	Annual Goal	# Served	Goal Reached
# of intensive outreach clients	700	1172	167%
# of enrolled clients	86	98	114%
# of clients 86 hours of work experience	78	98	126%
# of clients retained for 6 weeks of employment	78	98	126%
# of client hours of job skills	1,626	1951	120%
# of work experience hours	8600	9812	114%
# of NCPC meetings attended	1	1	100%
% of client surveys completed	86	0	0

Summary of Progress of Grantees in FY 10-11

Deliverables: After School Jobs

Numbers Served 7/1/10 - 3/31/11 (Quarter 3)				
Service	Annual Goal	# Served by Third Quarter	% of Goal Reached	% of Year
# of case managed clients	60	93	155%	75%
# of case management hours	1275	1643	129%	75%
# of Work Experience Hours	5202	7592	146%	75%
# of client hours of education	2244	2182	97%	75%
# of client hours of life skills and pre-employment skills	2244	2182	97%	75%
# of clients co-enrolled with other Measure Y Service Providers	20	10	50%	75%
# of clients completing 100 hrs of job skills/vocational training	51	43	84%	75%
# NCPC meetings attended	4			75%

FY 09-10

Service	Annual Goal	# Served	Goal Reached
# of clients enrolled	92	87	95%
# of clients completing program	78	83	106%
# of client hours of life skill group (50 per person)	3900	3500	89%
# of client hours of education groups (25-50 per person)	1950	1815	93%
# of client hours of case management (25 per person)	1950	2360	121%
# of client hours of work experience (120 per person) (85%)	9,384	9,960	106%
# of Clients Co-enrolled with other Measure Y Service Providers	20	25	125%
# of NCPC meetings attended	4	4	100%
% of eligible clients who complete survey	80%	0	

Benchmark Comments: During FY 2009-10 YEP was successful in meeting set deliverable benchmarks for The Summer Jobs Program and After School Employment. The After School Employment program was granted a no cost extension due to receiving late referrals from JJC Service Providers. YEP has also been successful in meeting all required benchmarks thus far for FY 2010-11 for both the After School and Summer Jobs program. The summer session had to be split into two: a summer session in which half of the participants worked summer jobs, and a winter after school session in which the remainder of participants worked hours during Jan-April. This was primarily due to the uncertainty of Measure Y funding going past Dec. 2010.

Recommendation: Staff recommends renewal of YEP for the After School Jobs strategy. YEP is one of three agencies selected through a competitive Request for Proposals process and was approved by City Council on May 3, 2011 to receive Summer Jobs funding for FY 2011-12.

*Summary of Progress of Grantees in FY 10-11***Quality of Services:***Successes*

- Having Oakland Street Outreach refer participants to YEP to fill remaining Summer Jobs slots was successful.
- YEP partnered with EBAYC as a worksite for summer employment slots
- Youth enrolled in agency services are receiving a wide range of internships in careers such as clerical, childcare, customer service, and outdoor recreation.

Challenges

- Only half of intended slots were available in the summer due to the uncertainty of Measure Y funding, going past December; the remaining slots were used Jan-April 2011.
- Challenges existed around timely youth referrals from JJC Service Providers.

Summary of Evaluation Findings (from RDA 2009-10 Individual Program Reports):

- The number of days enrolled in school and attending school for YEP After School participants increased in 2009/10 but remained lower than OUSD students overall.
- On average, the number of days YEP After School participants were suspended was significantly higher than OUSD averages in 2008/09. The number of days YEP youth were suspended decreased in 2009/10, while the number of days other OUSD students were suspended slightly increased.
- YEP After School criminal justice outcomes analysis shows client violations decrease somewhat from the first month after contact to the second month following first contact. On average, 85% of clients did not violate after their first date of service, and the average monthly violation frequency among the
- overall client population did reduce consistently in the first six program months. However, the low number of YEP participants with this threshold of service makes it difficult to draw conclusions.
- YEP Summer Youth Employment participants were enrolled in school and attended school fewer days in 2008/09 than the average student. After participating in the program, the number of days YEP Summer Youth Employment students attended school increased to almost the same level as other OUSD students.
- On average, the number of days YEP Summer Youth Employment participants were suspended was significantly higher than average OUSD students in both 2008/09 and 2009/10. After participating in the program, the number of days YEP Summer Youth Employment youth were suspended significantly decreased in 2009/10, although the number of days other OUSD students were suspended increased.
- YEP Summer Employment clients exhibited high violation rates in the months preceding their initial contact with YEP; more than one-fifth of all clients violated within the five months preceding their first contact. On average, 80% of clients did not violate during their first month of service, however, there is no clear pattern of reduced violating that stems from youths' interaction with YEP services.

Reporting Compliance: Summer invoices and reports have been submitted late due to the accounting procedures used YEP's fiscal department. For future grant agreements, accounting procedures will be factored in to reporting deadlines.

Site Visit Finding Summary: YEP provided all requested information for desk and programmatic audits. YEP must submit a financial audit for 2010, due 6/30/2011

Case Study: Case study was not submitted.

Summary of Progress of Grantees in FY 10-11

Alameda County Health Care Services Agency

School-Based Prevention Projects

- OUR KIDS Middle School Model

Program Description: The OUR KIDS program of Alameda County Health Care Services Agency (HCSA) provides school-based behavioral health services with the goal of reducing school-related violence and increasing pro-social behaviors of youth. The OUR KIDS program provides high-risk students with psycho-social assessments, counseling, case management, referral and follow-up, and family support services. Measure Y funds 2.4 FTE of the ten (10) Clinical Case Managers that serve up to twelve (12) Oakland public middle schools.

Measure Y Contract Amount: \$219,514
 Leveraged Funding: \$43,903
 Percent Match: 20%

Deliverables

Numbers Served 7/1/10 – 3/31/11 (Quarter 3)				
Service	Annual Goal	# Served by Third Quarter	% of Goal Reached	% of Year
# of case managed clients	520	631	121%	75%
# of case management hours	1500	1270	85%	75%
# of mental health service hours	6000	8090	135%	75%
# of general outreach event hours	300	2099	700%	75%
# of clients enrolled in groups	100	212	212%	75%
# of group session client hours	650	2487	383%	75%

FY 09-10

Service	Annual Goal	# Served	Goal Reached
# of case managed clients	520	672	✓
# of case management hours	1500	2378	✓
# of mental health service hours	6000	10775	✓
# of general outreach event hours	300	2247	✓
# of clients enrolled in groups	100	198	✓
# of group session client hours	650	3470	✓
# NCPC meetings attended	4	3	

Benchmark Comments: Because Measure Y funding supports a county-wide service model that reaches many Oakland middle schools, the OUR KIDS program consistently exceeds Measure Y benchmarks.

Recommendation: Staff recommends renewal.

*Summary of Progress of Grantees in FY 10-11***Quality of Services:***Successes*

- Every OUR KIDS school has adopted a Coordination of Services Team (COST), including school administration, to facilitate a whole-school approach to addressing individual students' needs.
- The 09-10 School year began with each school conducting a school-wide needs assessment, resulting in establishing plans for improving school climate throughout the school year.
- Integrating Restorative Justice practices, collaborating with the Juvenile Justice Re-Entry Specialist, and working with the Full Services Community-Schools initiative are all strengthening the work of OUR KIDS at the school sites.

Challenges

- Measuring the impact of services on school-wide climate remains a challenge.
- Administrator and teacher mm-over at the school sites presents challenges for maintaining school cooperation with implementing the model holistically.

Summary of Evaluation Findings (from UCSF OUR KIDS Survey Report):

- Significant improvements were found in clients' internalizing and externalizing symptom scales from intake to discharge. Significant changes were also found in all of the sub-scales: anxiety, depression, conduct and impulse control. While the trends in the Life Satisfaction Scale questions appeared to slant in a positive direction, the changes were relatively minor such that none were statistically significant.

Site Visit Finding Summary: ACHCSA provided all needed information at both desk, programmatic and financial audits. There were no significant programmatic or financial findings during the site visit.

¹ "Oakland Unified School District OUR KIDS Middle Schools 2009/10 Pre/Post Client Survey Findings." 2010. University of California at San Francisco, Philip R. Lee Institute for Health Policy.

Summary of Progress of Grantees in FY 10-11

Case Study: In January 2011, several eighth grade students were involved in a physical altercation when three students attempted to extinguish a small fire that was started behind the school. The three students then reportedly confronted a group of students who they suspected had started the fire and this quickly escalated to a physical altercation. The altercation appeared to be divided along racial lines, as half of the students involved identify as Latino and half identify as African-American. Sixth grade students witnessed the incident. Twelve of the students were suspended. Concerns were heightened when shortly thereafter three different shootings took place in very close proximity to the school, including one that occurred the day after the students' altercation. The OUR KIDS Clinical Case Manager (CCM) worked closely with the Assistant Principal and members of the Coordination of Services Team (COST), and several teachers to create a plan, including bringing in the School District's Restorative Justice Coordinator. The team decided to hold a Restorative Justice (RJ) Circle for all twelve students and their families. Restorative Justice aims to support students to restore the harm they have caused. Meeting participants decided to utilize the RJ process for the students' re-entry because RJ encourages participants to reflect on their role in the incident, take responsibility, and develop actions to make things right. All COST members agreed that students would learn more from the RJ process than from suspension alone.

The RJ Circle took place when all students returned from suspension, exactly one week after the incident. Students, families, teachers, and COST members, including the Site Coordinator, Family Advocate, EPSDT Therapist and OUR KIDS CCM, participated in the RJ Circle for over four hours. As part of the RJ Circle, students developed seven actions to restore the harm they caused. Students decided to apologize formally to all sixth grade students for setting a negative example and giving back to the school through a community service project. The OUR KIDS CCM and the school's Family Advocate continued the restorative process and as of this report, students have completed ten weekly group sessions in which they prepared classroom presentations of apology to the entire sixth grade and led a song about friendship during a school wide assembly.

Students have since stated that they have learned to respect others and have become friends with those they had an altercation with. They appear to have bonded with one another and feel supported by adults at school. The OUR KIDS CCM believes that this process has been instrumental in helping students reflect on their role within their school and community. Many students engaged in activities they would not have otherwise engaged in had they not been part of this process. For example, most of these students had never performed in front of an audience, had never had leadership roles, and often had a difficult time taking responsibility for their actions and being held accountable.

Summary of Progress of Grantees in FY 10-11

Oakland Unified School District

School-Based Prevention Projects

- Second Step Curriculum

Program Description: OUSD provides Second Step Violence Prevention academic curriculum lessons to students in all City of Oakland Head Start Centers, Child Development Centers and Elementary schools. Grantee hires part time consultant coaches to oversee the implementation of the program. The overarching goal is to reduce physical and verbal aggression by students and to increase pro-social behavior by training students in alternatives to violence.

Measure Y Contract Amount: \$131,717
Leveraged Funding: \$93,856
Percent Match: 71%

Deliverables:

Numbers Served 7/1/09 – 3/31/10 (Quarter 3)				
Service	Annual Goal	# Served by Third Quarter	% of Goal Reached	% of Year
Second Step Preschool Unit I - Complete	1760	2248	128%	75%
Second Step Preschool Unit II	1650	1501	91%	75%
Second Step Preschool Unit III	1650	1090	66%	75%
Second Step Elementary Unit I- Complete	8720	12833	147%	75%
Second Step Elementary Unit II	8720	5327	61%	75%
Second Step Elementary Unit III	8720	585	7%	75%
Second Step Parent Education Sessions	25	16	64%	75%
# of Site Coordinators Confirmed (not a paid deliverable)	15	18	120%	75%
# of Part Time Coach Consultants Hired (Not a paid deliverable)	8	5	63%	75%
# NCPC meetings attended	4	1	25%	75%

FY 09-10

Service	Annual Goal	# Served	Goal Reached
Second Step Preschool Unit I - Complete	2160	2726	√
Second Step Preschool Unit II	2025	2726	√
Second Step Preschool Unit III	2025	2726	√
Second Step Elementary Unit I- Complete	9440	12734	√
Second Step Elementary Unit II	8850	11196	√
Second Step Elementary Unit III	7670	9822	√
Second Step Parent Education Sessions	35	55	√
# NCPC meetings attended	4	4	√

Benchmark Comments: Second Step lessons at the elementary school level have dropped off somewhat for the implementation of Unit II. This drop off is caused not by all schools fading out, but rather by some schools discontinuing the lessons, while others are still fully implementing. The preschools appear to remain on target.

Recommendation: Staff recommends renewal

*Summary of Progress of Grantees in FY 10-11***Quality of Services:***Successes*

- A new program specialist for implementing the Second Step program across the district was hired in December, 2010.

Challenges

- With the restructuring of OUSD central administration, the position of Coordinator for the Second Step programs was in transition this year, which presented challenges to keeping coaches and school sites on track.
- Administrator, teacher, and coach tum-over at the school sites presents challenges for maintaining Second Step implementation.
- At the Elementary school level, pressure to meet other curriculum requirements and prepare for standardized testing compels some schools to skip Second Step lesson time.

Summary of Evaluation Findings (from OUSD External Evaluation Report by Marty Forst):

- Students experienced a statistically significant improvement in their social-emotional skills and capacity after Second Step was taught.
- Staff and teachers reported positive program impact and high levels of satisfaction with the Second Step curriculum.

Reporting Compliance: Quarterly reports are complete, thorough and submitted on time.

Site Visit Finding Summary: Programmatic and fiscal site visits were conducted on May 10th. There are no programmatic findings; DHS staff is waiting for follow-up items from the fiscal site visit.

Case Study: At the start of the year, one site in Region II shared with our Second Step coach that they were considering implementing another program and would not be doing Second Step this school year. Our coach considered this information and strategized how to approach this site in a way that would support them in continuing with Second Step. He wanted to make sure that he was visible at the site, build relationships with staff, share programmatic information, and offer to provide support around the program. He also made an effort to visit the CDC site to make a connection between the CDC program and the elementary program (an early childhood site that feeds into the elementary school). One day a staff person from a community-based organization observed one of our coaches doing a demo lesson from the Second Step program and felt it was worth sharing their observations with the site administrator. The CBO's staff person requested a meeting with the site administrator to discuss the potential impact that Second Step program may have on their site. The administrator and CBO partner decided to share the information with their site leadership team. Through building relationships, offering to be supportive, creating an opportunity for folks to observe a Second Step lesson and discussing the positive impact on students with the school site community, the school agreed to bring the Second Step program back to the school site. Currently, our coach is scheduled to present the program to staff at faculty meeting and meeting with teachers to figure-out how to integrate the program into their classroom. Our Second Step Parent Education Training continues to be a success.

² "Oakland Unified School District Department of Student Family & Community Services, Second Step Program Evaluation Report"

Summary of Progress of Grantees in FY 10-11

Oakland Unified School District ~ Alternative Education

School-Based Prevention Projects

- Oakland Comprehensive Gang Model

Program Description: Oakland Unified School District, Office of Alternative Education leads the Oakland Comprehensive Gang Model with support from California Youth Outreach and Project Re-Connect. Fifty (50) gang involved youth are provided with case management, including counseling, mentoring and academic support, and Gang Re-direct classes at five of Oakland’s toughest alternative schools. Counseling is provided to redirect youth away from gang activity. Sixty (60) parents of high risk children are provided with a 6 week parenting class series that includes gang awareness and positive parenting.

Measure Y Contract Amount: \$ 177,600
Leveraged Funding: \$ 35,520
Percent Match: 20%

Deliverables: Numbers Served 7/1/10 - 3/31/11 (Quarter 3)

Service	Annual Goal	# Served by Third Quarter	% of Goal Reached	% of Year
# of case managed clients	50	51	102%	75%
# of case management hours	1000	750	75%	75%
# of clients enrolled in violence prevention groups	50	52	104%	75%
# of violence prevention group sessions	60	125	208%	75%
# of clients enrolled in peer support/counseling groups	60	45	75%	75%
# of client hours of peer support/counseling groups	600	760	127%	75%
# of peer support/counseling group sessions	18	13	72%	75%
# IGPC Meetings	4	3	75%	75%
# NCPC meetings attended	4	3	75%	75%

FY 09-10

Service	Annual Goal	# Served	Goal Reached
# of case managed clients	50	78	✓
# of case management hours	1000	1084	✓
# of case management contacts	2000	1308	
# of clients enrolled in violence prevention groups	50	83	✓
# of violence prevention group sessions	60	120	✓
# of clients enrolled in peer support/counseling groups	60	108	✓
# of client hours of peer support/counseling groups	600	1051	✓
# of peer support/counseling group sessions	18	19	✓
# IGPC Meetings	4	4	✓
# NCPC meetings attended	4	2	

Benchmark Comments: OUSD Alternative Education is either exceeding or on track to meet all deliverables. In FY09-10, grantee met all key deliverables except case management contacts and NCPC meetings, which was due to issues beyond their control.

Recommendation: Staff recommends renewal.

Summary of Progress of Grantees in FY 10-11

Quality of Services:*Successes*

- The program has augmented funding through grants from OJJDP, CalGRIP, and Sills Family Foundation.
- Two of the program's gang affiliated youth were invited to participate in an OUSD District wide meeting, attended by top level OUSD administrators, to share their voices about student services and what else is needed to support their success.
- The parenting classes are a highly requested program from community organizations and the City Neighborhood Services Division

Challenges

- There were low numbers of parents that attended the initial site of the parenting classes. The classes have subsequently been moved to a different location, and the program anticipates a strong turnout.
- Documentation of thorough case notes and a standard needs assessment/evaluation of client need to be developed.

Summary of Evaluation Findings (from RDA 2009-10 Individual Program Reports):

- Students who received case management from OUSD Alternative Education Gang Intervention were enrolled for more days and had better attendance after program participation. These findings were statistically significant.
- While suspensions increased slightly for program participants, these changes were not found to be significant, and overall OUSD suspensions increased during this time period.
- Following OUSD Alternative Education clients' first service contact, there is a significant immediate reduction in violations; only 6% of OUSD Alternative Education clients violated in their second month of service; only 3% violated in their third month of service.
- Among those clients who do continue to violate in the early months of their program involvement, their frequency of violation increases substantially. While only 3% of OUSD Alternative Education clients violated in their second month of services, the average number of monthly offenses committed by these individuals spike to four.

Reporting Compliance: Quarterly reports are complete, thorough and submitted on time.

Site Visit Finding Summary: OUSD Alternative Education staff provided all needed information for the programmatic audit. Documentation of thorough case notes and a standard needs assessment/evaluation process for clients needs to be developed. Fiscal site visit was conducted May 10th; DHS staff is waiting for follow-up items.

Summary of Progress of Grantees in FY 10-11

Case Study:

Transferring from West Contra Costa County into OUSD with an average GPA of not quite 1.0 with mostly D's and F's, Student X enrolled into one of OUSD's continuation schools in the Fall of 2010. Having a long history of turf fights, alleged robberies, alleged heavy weed smoking and alleged alcohol consumption, this student began working with one of the YIS's in October. With an involved but not home very often father, this student sought attention through negative behaviors in the neighborhood and at school. Starting out, this student was very undisciplined, had minimal social skills and a quick temper. The friends that he hung around were allegedly turf involved and allegedly dealing drugs. The YIS referred him to the After School Program where the YIS teaches a Life Skills (Gang ReDirect) class via a physical martial arts program and supported him in credit recovery through the CyberHigh Program. From these programs, this student began to not only make progress, but actually thrive. In the Life Skills Martial Arts Class, this student began to show deep commitment in training and conditioning his body. Due to this newfound awareness of his own health and fitness, the student decided to stop drinking and smoking because these old habits would not allow him maximum lung capacity or optimal health. After a little over a month working one on one with the YIS, and in the martial arts class, this student began to make different choices about the friends he hangs out with. He started coming to school consistently and has been extremely focused on graduating. This student's grades have increased dramatically with mostly A's and B's. The student has completed every single credit attempted in every class and his GPA peaked with a 3.56. The martial arts class discussions also got students thinking not simply about physical conditioning, but also mental conditioning. The discussions covered why they train, why they train so hard, what they learned about themselves while training and how this training applies to life. Martial arts has been a platform to teach the students about real life, pushing past one's limits even when they are tired and challenging themselves to be the best they can be, physically, mentally, academically, behaviorally and socially in order to build a strong future. This student has taken the message to heart and has run with it. He is now the peer instructor in this class, assisting the YIS, training new youth who enter the class and bring them up to speed in class philosophy and attitude. This peer leadership impacts other students and creates a youth culture where everyone is working towards the same goal. This student is slated to graduate from high school in June (likely with honors). From all this physical training, the student is now looking forward to continuing in higher education and playing football for Laney College. Though he still considers his former hang out crew as "friends", he no longer spends time with them, and instead is focusing on using his time to strengthen his present and future.

Summary of Progress of Grantees in FY 10-11

Community Initiatives ~ Restorative Justice

School-Based Prevention Projects

- Restorative Justice

Program Description: Restorative Justice for Oakland Youth (RJOY) offers Restorative Justice outreach and mentoring and facilitates restorative justice Circles of Accountability and Support for Oakland Unified School District students and youth-serving adults at Street Academy and Excel High School. Restorative Justice for Oakland Youth is providing restorative justice services to 100 youth and 50 youth-serving adults in order to decrease violence, suspensions, and disciplinary referrals in schools. Community Initiatives is the Fiscal Agent for RJOY.

Measure Y Contract Amount: \$133,200
Leveraged Funding: \$ 27,350
Percent Match: 21%

Deliverables: Numbers Served 7/1/10 - 3/31/11 (Quarter 3)				
Service	Annual Goal	# Served by Third Quarter	% of Goal Reached	% of Year
# of general outreach events	10	27	270%	75%
# of general outreach event hours	20	67	335%	75%
# of general outreach event participants	100	1240	1240%	75%
# of teachers and administrators trained	50	60	120%	75%
# of clients enrolled in violence prevention groups	100	162	162%	75%
# of violence prevention group sessions	30	181	603%	75%
# of violence prevention group hours	500	362	72%	75%
# NCPC meetings attended	4	3	75%	75%

FY 09-10

Service	Annual Goal	# Served	Goal Reached
# of general outreach events	10	14	√
# of general outreach event hours	20	83	√
# of general outreach event participants	100	545	√
# of teachers and administrators trained	50	52	√
# of clients enrolled in violence prevention groups	100	279	√
# of violence prevention group sessions	30	232	√
# of violence prevention group hours	500	523	√
% of client surveys completed	80	0	NA
# NCPC meetings attended	4	4	√

Benchmark Comments: CI/RJOY is exceeding or on track to meet all FY 10-11 benchmarks. All benchmarks were met in FY 09-10.

Recommendation: Staff recommends renewal.

*Summary of Progress of Grantees in FY 10-11***Quality of Services:***Successes*

- RJOY school coordinator's use of "Circles of Accountability and Support" has been highly effective in transforming youth thinking process resulting in fewer suspensions and expulsions.

Challenges

- RJOY needs to develop an advisory board that will provide oversight over RJOY's daily operations.
- One of the school sites being used by RJOY have inconsistencies in school staffing (teachers, principles) thus buy in from school staff on restorative justice process and policies is inconsistent.

Summary of Evaluation Findings (from RDA 2009-10 Individual Program Reports):

- Students who were enrolled as clients in RJOY programming at Excel High School experienced statistically significant decreases in suspensions after program participation.

Reporting Compliance: Quarterly reports are complete, thorough and submitted on time.

Site Visit Finding Summary: CI/RJOY provided all needed information at desk, programmatic and financial audits. Findings included: Develop an advisory board for RJOY to advise program administrators on programmatic directions.

Case Study: "Kisha" and "Patricia" had been fighting with one another for some months. Virtually every time one of the girls saw the other, they would become verbally abusive and fight. The RJOY Coordinator held a Circle. Through the Circle sharing everyone learned that Kisha's father had passed away. Unaware of this, Patricia had been making repeated offensive remarks about Kisha's father. And every time Kisha saw Patricia, it brought back the painful insults, enraging her. In Circle, as soon as Kisha told everyone her father had passed, Patricia made a heartfelt apology. The sense of relief was palpable. This was initially an accountability Circle. It became a grief Circle where the girls and peers cried together about their losses. The Coordinator facilitated a simple ceremony where each participant calls on and invites into the Circle an ancestor or living person whose shoulders they stand on. They began to share about all the people they had lost. This deepened the connection even more. Ever since the Circle, the two girls who persistently fought, are not only no longer fighting--they are inseparable. The Coordinator explains, "This is why we have Circles, these intentional conversations. You don't like her? Well, why not? What happened between you two? What can we do to make it better?"

Summary of Progress of Grantees in FY 10-11

Goodwill Industries

Young Adult Reentry Services

- Reentry Employment

Program Description: Goodwill Industries of the Greater East Bay provides transitional employment and job placement services to 20 youth and young adults per year. Participants of Goodwill’s employment program receive 300 hours of paid work experience at \$10 hr in addition to job preparation services (participants attend job preparation - life skills, retention, resumes, etc.) classes in conjunction with the transitional employment experience

Measure Y Contract Amount: \$93,240
Leveraged Funding: \$18,648
Percent Match: 20%

Deliverables

Numbers Served 7/1/10 - 3/31/11 (Quarter 3)				
Service	Annual Goal	# Served by Third Quarter	% of Goal Reached	% of Year
# of clients placed in employment	15	8	53%	75%
# of clients retained for 30 days in employment	12	2	17%	75%
# of clients retained for 90 days in employment	10	2	20%	75%
# of clients	20	37	185%	75%
# of case management hours	40	61	152%	75%
# of work experience hours	6000	4020	67%	75%
# of clients with 300 hours of work experience	20	8	40%	75%
# of client hours of life skills and pre-employment skills	240	120	50%	75%
# NCPC meetings attended	4	3	75%	75%

FY 09-10

Service	Annual Goal	# Served	Goal Reached
# of clients placed in employment	6	24	√
# of clients	20	37	√
# of clients co-enrolled with America Works	10	19	√
# of case management hours	40	186	√
# of client hours of paid work experience	7200	7176	
# of clients with 360 hours of paid work experience	20	10	
# of client hours of life skills and pre-employment skills	180	278	√
# NCPC meetings attended	4	3	

Benchmark Comments: Goodwill has made significant strides towards achieving their year end deliverables despite challenges stated below. The new Program Manager worked closely with DHS and other Measure Y reentry providers to create a consistent referral source and to better serve the participants’ needs while in the program.

Recommendation: Staff recommends renewal

*Summary of Progress of Grantees in FY 10-11***Quality of Services:***Successes*

- Agency is working closely with DHS staff (case manager) and Volunteers of America Bay Area's Project Choice case managers in referring and supporting participants transitional employment experience.

Challenges

- Goodwill has had to overcome – in the middle of the FY 10-11 renewal process – the death of their Measure Y transitional employment program manager, resulting in late program implementation.
- The number of clients with 300 hrs and number of client hrs of paid work experience is negatively impacted when participants gain unsubsidized employment before their transitional experience is completed

Summary of Evaluation Findings (from RDA 2009-10 Individual Program Reports):

- Of the 52 clients enrolled in the program, 47 received employment training and 39 participated in work experience.
- While the primary focus of the Transitional Jobs program is on preparing clients for jobs in the competitive job market through job readiness training and subsidized work experience, the program achieved notable success with job placement.
- The proportion of clients who had been employed increased significantly, as did the proportion who had retained employment for more than 90 days (55%).
- Analysis of Alameda County Adult Probation data found that participation in the Transitional Jobs program was associated with a statistically significant (95% confidence level) decrease in felony violations.

Reporting Compliance: Quarterly reports are complete and submitted in a timely manner.

Site Visit Finding Summary: Goodwill provided all needed information at both the desk and financial audits. There were no major programmatic or fiscal findings.

Case Study: Mr. G entered Goodwill of the Greater Eastbay transitional jobs program on October 4th, 2010 after being recently released from San Quentin State Prison where he served a little over 9 months. Mr. G's past history had him in and out of the penal system all of his adult life. When Mr. G came into Goodwill for his intake to start our Training Program, he had a look of "no more" and displayed a desire and willingness to achieve something different for himself and his family. Mr. G also stated that he had not spoken with his son in a little over a year and it was apparent that this bothered him, but he was willing to deal with the disappointment due to his current living situation.

The case manager's observation was that indeed this young man wanted a chance to do something different and this is what Goodwill's transitional jobs program gave him - a hand up, not a hand out. When asked during a case management session, Mr. G stated that he wanted to move out of VOA so that he could start the healing process with his young son. Mr G mentioned that he was saving his monies that he now earned through his transitional jobs program. Mr. G was adamant about finding a place, and with lots of determination Mr G secured himself an apartment in downtown Oakland. This was the first thing listed on his short term goal sheet that he was asked to put together during one of the life skills training sessions. Mr. G also state that he wanted to go back to school to receive a higher education degree because he had received his GED in 2007 behind the walls of San Quentin. Mr. G enrolled in Laney College in January 2011, where he is taking General Education courses until he decides own a major course of study. Mr. G has also started to re-build his relationship with his son and they just recently celebrated his son's eleventh birthday. This young man shows that with focus and determination you can achieve anything you want.

*Summary of Progress of Grantees in FY 10-11***Mayor's Reentry Specialist***Young Adult Reentry Services*

- Reentry Employment

Program Description: In 2010-11, the Mayor's Reentry Employment Specialist focused on enhancing opportunities for at least 220 individuals on probation and parole to access career opportunities in the public sector, either directly with the City of Oakland or other public agencies or through priority hiring on City projects. The Mayor's Reentry Employment Specialist was transferred in January of 2011 to the Department of Human Services, Policy and Planning Division.

Measure Y Contract Amount: \$119,880

Leveraged Funding: \$26,000

Percent Match: 22%

Numbers Served 7/1/10 - 3/31/10 (Quarter 3)				
Service	Annual Goal	# Served by Second Quarter	% of Goal Reached	% of Year
# of Applications Reviewed	36	15	42%	75%
# Assisted thru City Employment Process	16	15	94%	75%
# of group orientation sessions held	22	11	50%	75%
# of clients enrolled in groups	220	60	27%	75%
# NCPC meetings attended	4	0	0%	75%
Employer Guide	1	0	0%	75%
Resource Guide	1	1	100%	75%
Networking/collaboration event sessions	1	6	600%	75%

Benchmark Comments: Deliverables will be changing in FY 2011-12 (see below)

Recommendation: Staff recommends renewal. As the position is now part of the Measure Y team, specific activities and deliverables more appropriate to DHS are being proposed. The position will be less policy oriented as it was in the Mayor's Office, less focused on City employment given the current fiscal crisis, and more carefully aligned with other Measure Y reentry strategies. Specifically, the Reentry Specialist will provide added case management capacity for the City's Call In program, working on job development leads that can be shared with Measure Y strategies and programs, continue the development of client and employer resource guides, continue City sponsored orientation sessions but geared toward job readiness and informational. Specific benchmarks for services will be proposed by July 1, 2011.

Summary of Progress of Grantees in FY 10-11

Quality of Services:

Successes

- A young man who spent most of the past years in and out of incarceration, who, with the Reentry Specialist's help, found steady employment at Costco, got an apartment with the help of Catholic Charities, and was discharged from parole and relocated to Seattle.
- Another success is a young man who was incarcerated for 8 yrs - he went through the Reentry Specialist's orientation process, was hired through the Parks and Recreation Department as a landscaper and is still working and doing well.

Challenges

- The Reentry Specialist continues to have challenges with entering data in the database.
- Funding is needed for projects such as the Resource Guide

Reporting Compliance: Database use is improving.

Site Visit Finding Summary: Reentry Specialist was interviewed; there are no major programmatic findings.

Summary of Progress of Grantees in FY 10-11

Workfirst Foundation ~ America Works

Young Adult Reentry Services

- Reentry Employment

Program Description: The WorkFirst Foundation (WFF) provides job readiness training, job placement and job retention services to 85 young adults (18 – 35 yrs old) on probation or parole per year.

Measure Y Contract Amount: \$310,800
Leveraged Funding: \$ 66,452
Percent Match: 21%

Deliverables:

Numbers Served 7/1/10 – 3/31/11 (Quarter 3)				
Service	Annual Goal	# Served by Third Quarter	% of Goal Reached	% of Year
# of clients placed (@ \$500 per)	85	54	64%	75%
# of clients retained for 30 days in employment (@ \$900 per)	78	44	56%	75%
# of clients retained for 90 days in employment (@ \$1400 per)	62	24	39%	75%
# of clients retained for 180 days in employment (@ \$2,200 per)	50	1	2%	75%
# of NCPC meetings attended	4	6	150%	75%
% of client surveys completed	80%	80%	100%	75%

FY 09-10

Service	Annual Goal	# Served	% Goal Reached
# of clients placed (@ \$500 per)	85	85	100%
# of clients retained for 30 days in employment (@ \$900 per)	78	78	100%
# of clients retained for 90 days in employment (@ \$1400 per)	62	62	100%
# of clients retained for 180 days in employment (@ \$2,200 per)	50	20	40%
# of NCPC meetings attended	4	4	100%
# of client surveys completed	80%	0	0%

Benchmark Comments: WFF is a performance based grant agreement in which the agency invoices and is paid only when Measure Y participants reach one or more of the placement/retention benchmarks

Recommendation: Staff recommends renewal

*Summary of Progress of Grantees in FY 10-11***Quality of Services:***Successes*

- Initiated a Hazmat and Hazbestus training program that will lead to higher wages for Measure Y participants
- Relationships with unions is improving

Challenges

- Retention in employment long term (180 days) at City of Oakland living wages is a major challenge
- Verification/documentation of benchmarks is cumbersome

Summary of Evaluation Findings (from RDA 2009-10 Individual Program Reports):

- 108 clients were successfully placed in employment. The program met its goals of placing about half of clients in employment (46%).
- A regressions analysis was conducted using Alameda County Adult Probation data comparing 2010 violations to 2008 violations for WorkFirst participants compared to the general adult probationer sample. This analysis found that WorkFirst participants had a more significant drop in total violations, felony violations and drug violations compared to the sample in general across this time period. (significant at a 95% confidence level.)

Reporting Compliance: Agency submits quarterly invoices on time but verifications can be time consuming

Site Visit Finding Summary: The relationship between the fiscal agent (Workfirst Foundation- WFF) and the lead agency (America Works of California, Inc) can be very challenging since WFF is located in New York City and is the holder of essential organizational structure and fiscal control documentation. This has not been conducive to reliable program monitoring. The FY 2010-11 site visit found several corrective actions related to contract compliance. Agency could not provide a copy of Board approved fiscal procedures or their 2010 audit. There also were several findings around the Board of Directors such as no current Board minutes, no signed Board member conflict of interest forms, and frequency of Board meetings. Agency also was lacking complete documentation to support line item travel and general supplies charges. These issues will be corrected before the contract is renewed.

Case Study: "John" had several barriers to employment. "John" came to our program in July of last year after being referred by his probation officer. He completed his Asbestos Contractor Supervisory level class after staying late with the instructor and passing the exam. "John" also admitted that he was illiterate after he had already begun the classes, which posed an additional barrier to learning the material. After successfully completing the Asbestos class, he was placed with a union that requires him to check in weekly and follow up. "John" has shown diligence with following up with the union and working with America Works staff and has since been placed into a permanent job with a company making \$17.80/hr. He has shown that despite a number of barriers to employment, through hard work and an exerted effort, he has found a high wage position that has led to a more stable situation. America Works continues to work with clients like "John" and placing them with companies that offer stable long term employment which has had a huge impact in our participant's lives and in the community.

Summary of Progress of Grantees in FY 10-11

Youth Employment Partnership

Young Adult Reentry Services

- Reentry Employment

Program Description: Youth Employment Partnership provides employment training, wage subsidies and preparation for unsubsidized employment services to 38 youth and young adults (16-24 yrs old) who are on probation or parole.

Measure Y Contract Amount: \$222,000
Leveraged Funding: \$100,000
Percent Match: 45%

Deliverables: Numbers Served 7/1/10 - 3/31/11 (Quarter 3)				
Service	Annual Goal	# Served by Third Quarter	% of Goal Reached	% of Year
# Clients	38	61	161%	75%
# of case management hours	432	757	175%	75%
# of Work Experience Hours	4150	5103	123%	75%
# of clients placed in employment	18	13	72%	75%
# of clients retained for 30 days in employment	11	9	82%	75%
# of clients retained for 90 days in employment	7	6	86%	75%
# of client hours of education	2593	6924	267%	75%
# of client hours of job skills/vocational training	2766	2584	93%	75%
# of client hours of life skills and pre-employment skills	2175	2592	119%	75%
# NCPC meetings attended	4	1	25%	75%

FY 09-10

Service	Annual Goal	# Served	Goal Reached
# Clients	38	48	√
# of case management hours	432	8334	√
# of Work Experience Hours	4150	6593	√
# of clients placed in employment	18	19	√
# of clients retained for 30 days in employment	11	3	
# of clients retained for 90 days in employment	7	2	
# of client hours of education	2593	3748	√
# of client hours of job skills/vocational training	2766	3708	√
# of client hours of life skills and pre-employment skills	2175	2240	√
% of client surveys completed	80	0	
# NCPC meetings attended	4	4	√

Benchmark Comments: Youth Employment Partnership is meeting or exceeding all of their FY 10-11 deliverables.

Recommendation: Staff recommends renewal.

Summary of Progress of Grantees in FY 10-11

Quality of Services:*Successes*

- Improved relationship with Alameda County Probation
- YEP's drivers license program is cited as a Department of Labor best practice
- Agency has very low re-offense rate
- YEP has exceeded their job placement benchmark

Challenges

- YEP continues to be challenged by submitting their quarterly reports in a timely manner

Summary of Evaluation Findings (from RDA 2009-10 Individual Program Reports):

- Approximately a quarter were placed in non-subsidized employment. Of those, 7 retained employment for 30 days and 4 retained employment for up to three months.
- Sixty-one percent of clients reported being re-enrolled in school or having obtained their GED. Almost 40% of clients reported advancing to the next grade level and/or getting a job.

Reporting Compliance: Agency regularly submits quarterly invoices late

Site Visit Finding Summary: YEP provided all needed information at the desk, programmatic and financial audits There were no findings in YEP's IRE FY 10-11 site visit.

Case Study: "Michael" was referred to YEP by his probation officer. He is a dad, and needed to build his resume by completing work experience and getting his GED. Michael's goals are to have his own apartment, a stable job, and to complete his probation. While in the Intensive Reentry program Michael opened a bank account, worked with counselors to restore his suspended driver's license, demonstrated excellent attendance and punctuality at work, and has completed three job interviews. His biggest accomplishment so far, and the one with the most impact on his long-term employment stability, is Michael's educational success. During Job Readiness Training, Michael said he needed help with his math skills. He tested at approximately a 6th grade math level. In two months of consistent attendance at YEP's GED program, Michael was able to build his math skills and tested at a 10th grade level in math. One month later, he obtained his GED certificate with very high scores. We are working with Michael to apply for financial aid to college.

Summary of Progress of Grantees in FY 10-11

Volunteers of America

Young Adult Reentry Services

- Reentry Employment

Program Description: Volunteers of America Bay Area Crew-based Employment program provides reentry transition employment, including wage subsidies, for 32 young adults (18-35 yrs old) on parole.

Measure Y Contract Amount: \$222,000
Leveraged Funding: \$345,504
Percent Match: 156%

Deliverables:

Numbers Served 7/1/10 - 3/31/11 (Quarter 3)				
Service	Annual Goal	# Served by Third Quarter	% of Goal Reached	% of Year
# of enrolled clients	32	29	91%	75%
# of clients 220 hours of work experience	28	24	86%	75%
# of client hours of work experience	5504	4582	83%	75%
# of case management hours	400	764	191%	75%
# of client hours of life skills	1536	1839	116%	75%
# of NCPC meetings attended	4	3	75%	75%
# of client surveys completed	80%	0	0	75%

FY 09-10

Service	Annual Goal	# Served	Goal Reached
# of clients co-enrolled in America Works	20	20	√
# of case management hours	400	488	√
# of clients with 220 hours of work experience	32	28	
# of client hours of work experience	7040	9642	√
# of client hours of life skills and pre-employment skills	1536	1724	√
% of client surveys completed	80	80	√
# NCPC meetings attended	4	4	√

Benchmark Comments:

Recommendation: Staff recommends renewal.

Summary of Progress of Grantees in FY 10-11

Quality of Services:*Successes*

- VOABA received a letter of commendation from Martin Matarrese for the excellent work that Crew Base has done at Joaquin Miller Park
- 3 successful Crew Base clients have enrolled at Laney College

Challenges

- VOABA Crew Base staff continued to have Cityspan issues in FY10-11, resulting in a \$1,500 charge to retrieve data.

Summary of Evaluation Findings (from RDA 2009-10 Individual Program Reports):

- 28 clients received 220 hours each of subsidized work experience.
- VOABA Reentry Employment referred 30 clients for work placement in the competitive job market and placed 17 clients in employment (outside of the work experience they received through VOABA).

Reporting Compliance: VOABA quarterly reports have been submitted on time and are complete and thorough

Site Visit Finding Summary: The FY 10-11 site visit found no corrective actions

Case Study: C.B has overcome many barriers, including homelessness and unemployment after being released from prison. More specifically, when Mr. C.B. started Project Choice he was experiencing serious trust issues with his family. As a direct result, he was thrown out of his childhood home by his father who was tired of his drug addiction, criminal behavior and violence. With no where else to go, Mr. C.B. was placed at VOABA transitional housing in Oakland by his parole officer. With time on his hands, Mr. C.B. was encouraged by his support group at VOABA to join the Crew Based Sheltered Employment program. Like most successful participants, Mr. C.B. attended outside groups on a regular basis also. Within the last six months Mr. C.B. has obtained employment and is now living in his own apartment. He plans to enroll in college next fall.

Summary of Progress of Grantees in FY 10-11

Volunteers of America

Young Adult Reentry Services

- Project Choice

Program Description: Volunteers of America Bay provides intensive counseling and mentoring services for 60 young adults (18-35 yrs old) per year paroling to Oakland from San Quentin State Prison. Services include development of a release plan, including plans for employment, housing and education.

Measure Y Contract Amount: \$222,000
Leveraged Funding: \$215,940
Percent Match: 97%

Deliverables:

Numbers Served 7/1/10 - 3/31/11 (Quarter 3)				
Service	Annual Goal	# Served by Third Quarter	% of Goal Reached	% of Year
# of clients receiving mental health/substance abuse assessments	50	35	70%	75%
# of case managed clients	50	81	162%	75%
# of case management hours	2050	1506	73%	75%
# of case management contacts	2150	1622	75%	75%
# of monthly OPRI client contacts	120	82	68%	75%
# of quarterly OPRI home visits	40	82	205%	75%
# of client hours of support groups (post release)	600	562	94%	75%
# of client hours of support groups (pre-release)	240	796	332%	75%
# of clients co-enrolled with America Works	20	15	75%	75%
# NCPC meetings attended	4	3	75%	75%

FY 09-10

Service	Annual Goal	# Served	Goal Reached
# of clients receiving mental health/substance abuse assessments	60	60	√
# of case managed clients	60	158	√
# of case management hours	2275	3284	√
# of case management contacts	2600	3386	√
# of client hours of support groups (post release)	104	730	√
# of client hours of support groups (pre-release)	300	1002	√
# of clients co-enrolled with America Works	20	21	√
% of client surveys completed	80	0	
# NCPC meetings attended	4	4	√

Benchmark Comments: VOABA Project Choice has met or exceeded all of their FY 10-11 benchmarks through the first 3 quarters.

Recommendation: Staff recommends renewal.

Summary of Progress of Grantees in FY 10-11

Quality of Services:*Successes*

- VOABA was chosen as the City's case management provider for the Second Chance Demonstration grant being implemented inside Alameda County Jail - Santa Rita. This collaboration with Alameda County Probation (lead), Alameda County Sheriff Department, and the City of Oakland allows the Project Choice program to expand intensive case management into the probation population
- VOABA, in collaboration with the Oakland Housing Authority, has successfully housed 15 Project Choice clients in scattered, single occupancy units throughout the City.

Challenges

- Due to institutional policy changes, implemented by San Quentin Prison custody staff, VOABA case managers have experienced limited contact with Project Choice clients through the first 2 quarters of FY 10-11.

Summary of Evaluation Findings (from RDA 2009-10 Individual Program Reports):

- After receiving services, VOABA Project Choice participants reported an increase in their confidence related to completing the terms of their parole or probation.
- On average, VOABA Project Choice clients reported slightly greater positive changes in resiliency than Young Adult Reentry and Employment clients on the whole.
- VOABA Project Choice clients reported a decrease in their use of alcohol and illegal drugs after program participation. These data suggest that clients are making healthier and less risky choices.

Reporting Compliance: VOABA quarterly reports are submitted on time and are complete and thorough

Site Visit Finding Summary: The FY 10-11 site visit found one (1) significant corrective action; group and case management data was not being correctly inputted into the Cityspan data base

Case Study:

'David' has been one of our most successful participants because he has overcome many reentry barriers including homelessness and unemployment. More specifically, when 'David' started Project Choice he was provided intensive case management by our trained Case Managers. Moreover, he regularly participated in group class and constantly inquired about programs and jobs that could change his life. After serving time in San Quentin State Prison, he was released into the community of Oakland where he faced new challenges. However, in spite of these setbacks, his persistence and determination paid off because through his case manager and Goodwill he was able to obtain a part-time job. In addition, within one year he was promoted to full-time supervisor with Goodwill. Also, during that time (post-release) he continued to attend project choice Wednesday night group. Today he now rents his own one bedroom apartment and still works full-time at Goodwill as a supervisor.

Summary of Progress of Grantees in FY 10-11

The Mentoring Center

Juvenile Reentry Services

- Project Choice

Program Description: The Mentoring Center (TMC) provides pre- and post-release reentry mentoring and counseling to 24 youth in the Juvenile Justice System (16-24 yrs old) per year who are returning to the Oakland community after incarceration. Services include development of a release plan, including plans for employment, housing and education.

Measure Y Contract Amount: \$111,000
 Leveraged Funding: \$32,032
 Percent Match: \$29%

Deliverables:

Numbers Served 7/1/10 - 3/31/11 (Quarter 3)				
Service	Annual Goal	# Served by Third Quarter	% of Gdal Reached	% of Year
# of clients receiving mental health assessments	24	18	75%	75%
# of case managed clients	24	29	121%	75%
# of case management hours	1185	786	66%	75%
# of clients enrolled in pre-release groups	24	19	79%	75%
# of clients enrolled in post release groups	24	19	79%	75%
# of group session client hours	2400	1805	75%	75%
# NCPC meetings attended	4	1	25%	75%

FY 09-10

Service	Annual Goal	# Served	Goal Reached
# of clients receiving mental health assessments	24	24	√
# of case managed clients	24	45	√
# of case management hours	1185	1187	√
# of clients enrolled in pre-release groups	24	24	√
# of clients enrolled in post release groups	24	24	√
# of group session client hours	2400	2241	
# of clients co-enrolled with Youth Employment Partnership	14	0	
% of client surveys completed	80%	0	
# NCPC meetings attended	4	4	√

Benchmark Comments: TMC is on track to reach their FY 10-11 year end deliverables

Recommendation: Staff recommends renewal of The Mentoring Center's Project Choice program.

Summary of Progress of Grantees in FY 10-11

Quality of Services:*Successes*

- 3 Project Choice participants successfully completed their parole and probation and were honorably discharged
- Volunteer participant core is strong
- The ability to work in group homes has enabled TMC to achieve their benchmarks

Challenges

- Participants can face conflicting demands on their – some parolees spend most of their days in parole mandated programs

Summary of Evaluation Findings (from RDA 2009-10 Individual Program Reports):

Insufficient data available to conduct an outcome analysis.

Reporting Compliance: TMC quarterly reports are submitted on time and are complete and thorough

Site Visit Finding Summary: The FY 10-11 site visit found issues with case management documentation (insufficient notes).

Case Study: “John” is a TMC client who after losing his mother in a horrible homicide two years ago and violating his parole last year has consistently attended anger management and the Mentoring Center's Project Choice Transformative Manhood Group. The client has also been rehired on a job he has lost due to his being violated. The client has settled down considerably and is living in his apartment while interacting daily with his girl friend and their son.

Summary of Progress of Grantees in FY 10-11

California Youth Outreach

Oakland Street Outreach

- Oakland Street Outreach

Program Description: CYO provides street-based outreach to young people at the highest risk for involvement in violence in Central Oakland and in East Oakland (in collaboration with Healthy Oakland) five days a week in the evening hours. Youth are provided with intensive outreach, counseling and mentoring services which include placement in educational settings and in job training programs.

Measure Y Contract Amount: \$222,000
Leveraged Funding: \$ 34,312*
Percent Match: 12%

* Agency will be submitting additional match documentation to reach their 20% match

Deliverables:

Numbers Served 7/1/10 – 3/31/11 (Quarter 3)				
Service	Annual Goal	# Served by Third Quarter	% of Goal Reached	% of Year
# of clients placed in employment	31	10	59%	75%
# of clients provided with referral (Human Services/Education Needs)	77	60	109%	75%
# of case managed clients	55	61	169%	75%
# of case management hours	1680	1167	104%	75%
# of intensive outreach clients	204	149	108%	75%
# of intensive outreach hours	690	838	121%	75%
# of street outreach event participants - unduplicated	4700	7647	225%	75%
# of street outreach event sessions	700	875	167%	75%
# of street outreach staff event hours	9750	5686	117%	75%
# of networking/collaboration meeting event sessions	8	6	100%	75%
# of community trainings	4	3	100%	75%
# NCPC meetings attended	4	3	100%	75%

Summary of Progress of Grantees in FY 10-11

FY 09-10			
Service	Annual Goal	# Served	Goal Reached
# of clients placed in employment	27	27	√
# of clients provided with referral (Human Services/Education Needs)	60	82	√
# of case managed clients	45	72	√
# of case management hours	1350	1379	√
# of intensive outreach clients	120	129	√
# of intensive outreach hours	600	601	√
# of street outreach event participants - unduplicated	4500	8659	√
# of street outreach event sessions	504	846	√
# of street outreach staff event hours	2250	4540	√
# of networking/collaboration meeting event sessions	8	18	√
# of community trainings	4	7	√
# NCPD meetings attended	4	5	√

Benchmark Comments: California Youth Outreach is on track to achieve all benchmarks this year, and met all benchmarks in FY 09-10.

Recommendation: Staff recommends renewal. However, to increase efficiency and improve quality of services, Healthy Oakland will no longer have two Street Outreach team members in East and they will instead be transferred to CYO. This is an increase of \$40,000 this year.

Summary of Progress of Grantees in FY 10-11

Quality of Services:*Successes*

- California Youth Outreach continues to be a regular and constant presence in Central and East Oakland via Street Outreach
- Quality partnerships with outside organizations improve the results of the youth CYO works with
- A new federal grant allowed more street outreach workers to be hired this year and this expansion process went well and new staff are on board.

Challenges

- Having two agencies funded to provide street outreach in East was a difficult task to manage and that is why it is recommended CYO employ all of the street outreach for the East Team.

Summary of Evaluation Findings (from RDA 2009-10 Individual Program Reports):

- CYO Outreach clients reported a greater awareness of the requirements needed to complete school or obtain a job. The program also appears to be providing successful referrals to employment that clients are qualified for and interested in.
- CYO staff placed seven Outreach clients in employment during the 18- month reporting period.
- For CYO Outreach clients enrolled in OUSD, after participating in the program, CYO student's attendance changed from below average to almost mirroring the average for other OUSD students.
- The proportion of CYO Outreach clients who reported quitting or dropping out of school decreased by 16% after receiving services.
- Using their first date of service, Juvenile Probation data was examined for the number of violations 36 months before program contact and 17 months after contact. CYO Outreach clients had higher rates of violations than the general juvenile probationer population. Although client violations decrease markedly in the first month following first CYO contact, reducing nearly seven-fold to 3%, 13% of clients violated in the third month following their first CYO contact; 23% violated in the sixth month following contact.
- Outreach activities are inversely related to crime in the East Oakland hotspot area studied – service increases were followed by declines in crime and service decreases were followed by increases in crime in the hotspot. The crime trend declined 20% over the time period, compared to a relatively flat trend in an average Oakland beat. The correlation between event hours and crime is statistically significant at a 90% confidence level.

Reporting Compliance: Reports are on time and correct.

Site Visit Finding Summary: CYO needs to improve on the quality of case notes in their files and ensure that all staff have the same procedure for making case notes and putting them into the file. Overall, the programmatic and fiscal elements of the CYO Street Outreach program are satisfactory.

Summary of Progress of Grantees in FY 10-11

Case Study: A gang member from East Oakland was referred to CYO by Aviation High School. His grades were declining and he was missing days at school. Staff built a rapport with him and expressed the importance of him finishing school, as well as helped him see how his actions in gang activity created consequences for him. After the client realized that he needed to slow down his gang behaviors and concentrate on things that can keep him busy outside of the neighborhood, the staff continued to motivate him every day in staying in school and participating in other activities after school so he won't get caught up with his 'homeboys'. He was enrolled into the tutoring program after school to help him pass some of his classes and it also helped him stay off the streets for a few hours during the time he usually got into trouble. This resulted in the client spending more time on his school work and time off the streets. His grade point average went up to a 3.0, which helped him qualify to attend San Francisco State University, which accepted him.

Summary of Progress of Grantees in FY 10-11

Healthy Oakland

Oakland Street Outreach

- Oakland Street Outreach

Program Description: Healthy Oakland provides street-based outreach to young people at the highest risk for involvement in violence at specific high-crime areas, Wednesday through Saturday at hours of peak need - nights and weekends (in collaboration with California Youth Outreach). Outreach workers maintain a consistent presence in these neighborhoods, providing youth with intensive outreach, counseling and mentoring services which include placement in educational settings and in job training programs. In addition, individual and/or group mediation, and 'All Nighters' for boys are offered, providing recreation and further mentoring.

Measure Y Contract Amount: \$222,000
CDBG Contract Amount: \$ 50,000
Leveraged Funding: \$46,400
Percent Match: 21%

Deliverables:

Numbers Served 7/1/10 - 3/31/11. (Quarter 3)				
Service	Annual Goal	# Served by Third Quarter	% of Goal Reached	% of Year
# of clients placed in employment	30	39	130%	75%
# of clients placed in educational setting	30	40	133%	75%
# of case managed clients	85	188	221%	75%
# of case management hours	2700	2358	87%	75%
# of intensive outreach clients	120	103	86%	75%
# of intensive outreach hours	600	513	86%	75%
# of street outreach event participants - unduplicated	4500	2906	65%	75%
# of Street Outreach Event sessions	600	555	93%	75%
# of street outreach staff event hours	4500	4715	105%	75%
# of networking/collaboration meeting event sessions	8	24	300%	75%
# of community trainings	4	1	25%	75%
# NCPC meetings attended	4	4	100%	75%

*Summary of Progress of Grantees in FY 10-11***FY 09-10**

Service	Annual Goal	# Served	Goal Reached
# of clients placed in employment	30	42	✓
# of clients placed in educational setting	30	40	✓
# of case managed clients	90	158	✓
# of case management hours	2700	2868	✓
# of intensive outreach clients	120	191	✓
# of intensive outreach hours	600	784	✓
# of street outreach event participants – unduplicated	4500	7930	✓
# of Street Outreach Event sessions	504	739	✓
# of street outreach staff event hours	2250	6792	✓
# of networking/collaboration meeting event sessions	8	31	✓
# of community trainings	4	6	✓
% of client surveys completed	80	80	✓
# NCPC meetings attended	4	8	✓

Benchmark Comments: Healthy Oakland is on track to achieve all benchmarks this year, and met all benchmarks in FY 09-10.

Recommendation: Staff recommends renewal. However, to increase efficiency and improve quality of services, Healthy Oakland will no longer have two Street Outreach team members in East. This is a reduction of \$40,000 this year which will be transferred to California Youth Outreach to hire those street outreach workers.

*Summary of Progress of Grantees in FY 10-11***Quality of Services:***Successes*

- Healthy Oakland continues to be a regular and constant presence in West Oakland via Street Outreach
- Partnerships in West Oakland community improve ability to reach out to youth
- A new federal grant allowed more street outreach workers to be hired this year and this expansion process went well and new staff are on board

Challenges

- While the quality of Case Management has improved, increased supervision of the case managers would improve services and documentation.
- Having two agencies funded to provide street outreach in East was a difficult task to manage and that is why it is recommended Healthy Oakland concentrate on West Oakland this fiscal year.

Summary of Evaluation Findings (from RDA 2009-10 Individual Program Reports):

- Sixty-one Healthy Oakland clients were placed in employment during the reporting period.
- After receiving services, Healthy Oakland clients reported improvements in their job readiness.
- Using their first date of service, Juvenile Probation data was examined for the number of violations 36 months before program contact and 17 months after contact. CYO Outreach clients had higher rates of violations than the general juvenile probationer population, especially high rates of violent violations. Client violations actually increased markedly in the first month following first Healthy Oakland contact, with 20% of all Healthy Oakland clients violating in their first month of service.
- In the West Oakland hot-spot area examined, a 32% decrease in crime is observed in April and May 2010. The crime trend is relatively flat until March, which corresponds with an intensification of street outreach to over 100 hours per month. An external factor, which may have contributed to this decline, is the implementation of proactive enforcement conducted in West Oakland by the Oakland Police Department in May 2010. However, a bivariate correlation between crime in the West Oakland hotspot and the number of street outreach hours in that hotspot is significant at the 90% confidence level.

Reporting Compliance: Reports are on time and case management documentation has improved.

Site Visit Finding Summary: Corrective actions this year included improved supervision of Case Managers, and ensuring that the Measure Y funds and the new federal grant are tracked separately in the fiscal department.

Case Study: A November 17, 2010 Campbell Village call-in participant, who is considered a high-risk individual demonstrating negative behavior patterns accepted the challenge of working with a Healthy Communities Measure Y Case Manager. This client is on probation and was seeking employment. Wrap around services were provided through Healthy Communities and client has completed five months of job training and paid employment placement and was offered an extension for employment through Goodwill Industries. He continues to communicate and work with Measure Y case manager and his employment advocate with Goodwill Industries to date. The client is on the path to correct his life.

Summary of Progress of Grantees in FY 10-11

Street Outreach Coordinator

Oakland Street Outreach

- Violence Prevention Network Coordinator

Program Description: The Violence Prevention Network Coordinator conducts outreach, provides community and outreach worker trainings, provide oversight for the outreach teams, and serves as a liaison between outreach strategy and key partners including OPD and Probation. The position is housed in the Department of Human Services and the deliverables are closely aligned with the overall implementation of Measure Y strategies. This position plays an important role in ensuring integration of the intervention strategies on the ground with other community assets such as Parks and Recreations, OPD, and community-based agencies.

Measure Y Contract Amount: \$133,200
Leveraged Funding: \$ 25,000
Percent Match: 19%

Deliverables:

Numbers Served 7/1/10 – 3/31/11 (Quarter 3)				
Service	Annual Goal	# Served by Third Quarter	% of Goal Reached	% of Year
# of Street Outreach Event sessions	50	59	118%	75%
# of general outreach event sessions	20	22	110%	75%
# of community members trained	120	744	620%	75%
# of networking/collaboration meeting event sessions	60	33	55%	75%

FY 09-10

Service	Annual Goal	# Served	Goal Reached
# of Street Outreach Event sessions	20	79	✓
# of general outreach event sessions	12	10	
# of community training event sessions	40	41	✓
# of networking/collaboration meeting event sessions	40	42	✓

Benchmark Comments: The Violence Prevention Network Coordinator is exceeding all deliverables.

Recommendation: Staff recommends renewal.

Reporting Compliance: Coordinator is compliant with data entry requirements.

Summary of Progress of Grantees in FY 10-11

Quality of Services*Successes*

- Trust has been gained by the community and partners.
- The team is now demographically representative of the communities served; there are outreach workers who speak Spanish, English, a number of Asian languages, and Tongan.
- The community has more respect for them, relationships with community have strengthened, and now teams are being more sought out by parents and youth who are hearing about them by word of mouth.
- The Violence Prevention Network Coordinator (VPNC) conducted three trainings regarding working with gang involved youth at Children's Hospital, Kaiser Hospital, and Highland Hospital. Evaluations of the trainings gave the VPNC very high marks for content and delivery.

Challenges

- It has been challenging to keep the morale up for the outreach workers when funding for the program was in question. This is the first time that most of them are either entering the workforce or the first time having a government funded job so there are times when anxiety arises regarding job security.
- There is a large part of the community that is still unaware of what the street outreach workers do and the services they provide. Although now police officers are much more aware of the role the Coordinator and street outreach workers play, the community at large beyond the specific areas that they mostly serve is not as aware as he would like.

Summary of Progress of Grantees in FY 10-11

City-County Neighborhood Initiative

Oakland Street Outreach and Community Organizing

- Community Organizing

Program Description: The City-County Neighborhood Initiative, a program run by the City of Oakland, Division of Neighborhood services operates in two neighborhoods, in Hoover Historic District in West Oakland and Sobrante Park in East Oakland. The community builders work closely with teams of service agencies including the Service Delivery System (SDS) Teams, Neighborhood Services Coordinators, County agencies, schools, and local non-profit agencies. A key focus is reaching out to youth and their families to provide linkage to service supports including mentoring, recreation, employment and counseling, etc.

Measure Y Contract Amount: \$133,200
Leveraged Funding: \$ 45,200
Percent Match: 34%

Deliverables:

Numbers Served 7/1/10 - 3/31/11 (Quarter 3)				
Service	Annual Goal	# Served by Third Quarter	% of Goal Reached	% of Year
# of clients placed in employment training	25	49	196%	75%
# of clients placed in employment	15	21	140%	75%
# of intensive outreach clients	50	61	122%	75%
# of intensive outreach hours	100	94	94%	75%
# of general outreach events	8	4	50%	75%
# of general outreach event participants	220	770	350%	75%
# of networking/collaboration meeting event sessions	20	14	70%	75%
# of networking/collaboration meeting event participants - unduplicated	220	609	277%	75%
# NCPC meetings attended	4	9	225%	75%

FY 09-10

Service	Annual Goal	# Served	Goal Reached
# of clients placed in employment training	25	33	✓
# of clients placed in employment	15	16	✓
# of intensive outreach clients	50	92	✓
# of intensive outreach hours	100	165	✓
# of general outreach events	8	9	✓
# of general outreach event participants	220	1400	✓
# of networking/collaboration meeting event sessions	20	20	✓
# of networking/collaboration meeting event participants - unduplicated	300	498	✓
# of interviews conducted in or around 23X	28	21	
% of client surveys completed	80	0	
# NCPC meetings attended	4	15	✓

Summary of Progress of Grantees in FY 10-11

Benchmark Comments: In FY 2009-10 CCNI met all program deliverable outcomes. For FY 2010-11 CCNI is currently meeting all program deliverables

Recommendation: Staff recommends renewal. This recommendation is contingent upon the outcome of the City Budget, which will impact the Neighborhood Services Division.

Quality of Services:*Successes*

- In West Oakland residents were more involved in their community as was shown through the percentage of respondents participating in CCNI-sponsored activities. These activities included: the west Oakland Mini-Grant committee, the friends of Durant Park Halloween Party, Health Fairs and community celebrations.
- Results of surveys given to residents in Sobrante Park revealed the following; residents feel that progress has been made on important goals including increased neighborhood safety and community involvement, decreased crime and improved schools.

Challenges

- Residents in Sobrante are still concerned about crime, violence, and conditions of park, particularly as potential resources for youth.
- Survey also found that residents in Sobrante Park lack access to fresh fruits and vegetables.

Summary of Evaluation Findings (from RDA 2009-10 Individual Program Reports):

- CCNI achieved success in supporting the re-establishment of the Neighborhood Crime Prevention Council in Sobrante Park, strengthening resident participation, and engaging residents in voluntarism.
- More than half of respondents to the Sobrante Park 2010 community survey reported that they had attended a block party, bar-b-que or other social event in Sobrante Park (51%).
- In 2010, 80% of residents had heard of CCNI, and about half of those (39%) had attended an event sponsored by CCNI.
- The resident survey also found that residents felt safer in Sobrante Park in 2010 compared to 2004 and 2007 and are more likely to want to remain in the neighborhood.

Reporting Compliance: Quarterly reports are complete, thorough and submitted in a timely manner.

Site Visit Finding Summary: Community Building Coordinator's case notes for client's files must be thorough and consistent, corrective action due by June 30, 2011.

Summary of Progress of Grantees in FY 10-11

Case Study: F.D. originally was a part of a group of youth and young adults that live on 105th. The group of young men were comprised of his brother and cousins and a few friend, who had been terrorizing the community with breaking and entering homes and intimidating adults and youth with idol threats. F.D. and his brothers were a part of the "Red Tip Dread Lock Gang". We had several complaints in the community about residential break-ins. The break-ins usually coincided with a group of youth who had been hanging out in the area with their friends. Following their visits to those areas in the community, the break-ins occurred. We had put the information together after talking to the victims of the crimes following the incidents. We had been working with the police department regarding these incidents, but they had no material evidence to hold anyone. We were aware of five break-ins; the community was on high alert. We asked for everyone to look out for their neighbors. The community had begun to have the combined NCPC/ RAC meetings on Wednesday evenings at 6 pm. It was during one of those meetings that a woman from the community came into the meeting and reported a theft at her home earlier that day. She was very upset; our PSO's were there to take the information. Two of our community members came forward to report that they had seen some young men carrying items that matched that description earlier that day ruming behind the church alley way. The police followed up on the tip and caught the group with stolen goods in their possession. They were prosecuted and sent to jail. That is when the Sobrante Park Community Building Coordinator noticed F. D. passing by with the red tips and began talking to him about what his interest was and school. The Coordinator spent several hours of intensive outreach developing a relationship with him, continuing the dialogue that started after the arrest of his friends and brother. He was placed in summer employment through the Mayor's Summer Jobs Program in 2010 with Youth Employment Partnership. Outreach work has continued with F.D. and he was placed in the YEP Job Readiness Training Program, where he is currently working in a paid after school intemship program. Because of the Coordinator's relationship with F.D., he introduced one of his friends: M.E. for services. M.E. has been helped with placement as well; he is working currently working with the Wellness Center Youth Program located at the Madison School Based Health Clinic that will last until September. These are two young men that were involved with the other group who went to jail. They are currently friends with three youmg men who are involved in drugs sales on Topanga Dr. The Coordinator has met with those other young men and offered job assistance, and other program support. They are resistant to further conversation that could help them. F.D. and M.E. are both involved in programs that offer financial support while they are in school and into the summer months. Without the support of Measure Y, the Coordinator would not have been there to make a difference in their lives. M.E. is in a hurry to make more money through additional work programs, but the Coordinator reminds him that his priority has to be school right now.

Summary of Progress of Grantees in FY 10-11

Youth Uprising

Oakland Street Outreach

- Oakland Street Outreach

Program Description: Youth Uprising provides counseling, mentoring and life coaching services to 40 youth, LeaderSHIFT and Healing retreats, and Code 33 interactive sessions to 80 youth and 80 police officers to bridge youth-police relations. This multi-service youth center provides youth with an array of resources including mental health counseling, clinic services, employment programs, tutoring and recreation. The Code 33 program is dependent on support from the Oakland Police Department. Due to staffing reductions, they were not able to support the program and it is now on hold.

Measure Y Contract Amount: \$133,201
Leveraged Funding: \$69,675
Percent Match: 52%

Deliverables:

Numbers Served 7/1/09 – 3/31/10. (Quarter 3)				
Service	Annual Goal	# Served by Third Quarter	% of Goal Reached	% of Year
# of referrals to employment	20	33	165%	75%
# of case managed clients	67	80	119%	75%
# of case management hours	670	616	92%	75%
# of Code 33 Youth Participants	18	0	0%	75%
# of Code 33 Police Officer Participants	12	0	0%	75%
# NCPC meetings attended	4	3	75%	75%

FY 09-10

Service	Annual Goal	# Served	Goal Reached
# of referrals to employment	20	33	√
# of case managed clients	40	62	√
# of case management hours	400	745	√
# of Code 33 Youth Participants	80	18	
# of Code 33 Police Officer Participants	80	12	
% of client surveys completed	80	91	√

Benchmark Comments: Youth UpRising is achieving its benchmarks this year now that the Code 33 events are adjusted.

Recommendation: Staff recommends renewal.

Summary of Progress of Grantees in FY 10-11

Quality of Services:*Successes*

- Youth UpRising has successfully recruited young people to go through two LeaderSHIFT retreats.
- Youth UpRising focused on providing mentoring and life coaching services and life skills/employment linkage to a group of 32 young people between the ages of 13-24.

Challenges

- Due to reductions in the police forces, Youth UpRising was not able to implement the Code 33 program this year. Deliverables for case management were increased and the deliverables for the Code 33 program are not payment based.

Summary of Evaluation Findings (from RDA 2009-10 Individual Program Reports):

- Sixty-six clients received referrals to employment during the reporting period.
- While clients reported a low level of criminal justice involvement before program participation, no clients reported being arrested or detained after program participation.
- Program participants reported significant decreases in relation to carrying a weapon, using alcohol, or using illegal drugs after program participation. These data suggest that students are making healthier and less risky choices after program participation.

Reporting Compliance: Reports are on time and correct.

Site Visit Finding Summary: There were no fiscal or programmatic findings at this year's site visit.

Case Study: John Smith started coming to Youth UpRising last fall and has been working closely with Youth UpRising staff in case management and career services for the past 6 months. During this time John faced a series of difficulties in his life ranging from violence and homelessness to relationship issues with his partner. Within this 6 month timeframe, John was able to overcome many of these issues with the support of our staff. He successfully completed a 4 month work training program which eventually led to a job at Merritt Bakery. John is now enrolled as a full time student in Peralta College.

Summary of Progress of Grantees in FY 10-11

Catholic Charities of the East Bay

Incident and Crisis Response Services

- Crisis Response and Support Network

Program Description: Catholic Charities of the East Bay (CCEB), along with its subcontractor, Khadafy Foundation, coordinates the Crisis Response and Support Network (CRSN) to provide immediate crisis response and intensive counseling and support services for families and friends affected by a young person's (under age 30) homicide. Catholic Charities of the East Bay provides crisis response and supportive services to 350 individuals connected to 60 homicide victims, mental health services and facilitated mental health referrals for 30 families/individuals, and Circles of Support for 75 youth affected by homicides at schools, youth facilities, community-based and faith-based sites. Wraparound supports for these youth and family members includes housing support and employment, as needed.

Measure Y Contract Amount: \$310,800
Leveraged Funding: \$ 90,814
Percent Match: 29%

Deliverables:

Numbers Served 7/1/09 – 3/31/10 (Quarter 3)				
Service	Annual Goal	# Served by Third Quarter	% of Goal Reached	% of Year
# of clients receiving emergency funds	40	33	83%	75%
# of intensive outreach clients	260	199	77%	75%
# of intensive outreach hours	1450	1139	79%	75%
# of mental health service clients	100	141	141%	75%
# of mental health service hours	1260	1638	130%	75%
# of peer support/counseling groups	40	35	88%	75%
# of peer support/counseling group participants	125	114	91%	75%
# of victim groups served	60	45	75%	75%
# of event participants	350	20715	5918%	75%
# NCPC meetings attended	4	4	100%	75%

FY 09-10

Service	Annual Goal	# Served	Goal Reached
# of clients receiving emergency funds	40	45	√
# of case managed clients	60	74	√
# of case management hours	300	339	√
# of intensive outreach clients	350	263	
# of intensive outreach hours	1500	1642	√
# of mental health service clients	100	101	√
# of mental health service hours	1260	1792	√
# of peer support/counseling groups	40	73	√
# of peer support/counseling group participants	125	110	
# of victim groups served	60	71	√
% of client surveys completed	80	5	
# NCPC meetings attended	4	49	√

Benchmark Comments: Catholic Charities of the East Bay (CCEB) struggled to achieve some of the intensive outreach deliverables in the first half of the year but have now exceeded their goals. The event participants

Summary of Progress of Grantees in FY 10-11

deliverable estimates people at funerals and wakes.

Recommendation: Staff recommends renewal

Quality of Services:*Successes*

- CCEB continues to provide families and friends of homicide victims a much needed resource at their darkest hour through immediate crisis response and clinical case management available through the Measure Y Crisis Response and Support Network.
- The new partnership with Youth ALIVE!'s Khadafy Project has improved the response time to families and the quality and quantity of service provided.
- CCEB has been able to leverage Victims of Crime (VOC) state funds to increase the number of clinical case managers on staff working with this population and other victims of violent crime in Alameda County.

Challenges

- Challenges related to the crisis response element of CRSN are now resolved with the new partnership between CCEB and Youth ALIVE's Khadafy Project.

Summary of Evaluation Findings (from RDA 2009-10 Individual Program Reports):

- CRSN telephone survey client respondents generally reported high levels of satisfaction with the services they received, including emotional support and kindness, with large majorities agreeing that CRSN helped them to function, cope, and identify services they needed.
- Clients expressed appreciation for the timeliness and compassion of these services, demonstrating that they served a need that would otherwise not have been met.
- Many clients could not imagine how they would have gotten through their ordeal without CRSN services.

Reporting Compliance: Reports are on time and correct.

Site Visit Finding Summary: CCEB had corrective actions related to documentation of events and one on implementing a grievance procedure for clients. Overall, the organization was fiscally and programmatically sound.

Case Study: A young woman was fatally shot in a double homicide in East Oakland earlier this year. In this case, identification of next of kin was not easy and Crisis Response Support Network (CRSN) staff worked hard to find family members and clarify relationships. Sadly the mother of this young woman had already lost 3 sons and now her daughter. The CRSN team provided intensive outreach support to her family. They identified the additional family members affected by this death, notified OUSD of impacted students, and facilitated the linkage to clinical case managers who are now working with the victim's mother and surviving brothers. Three members of the CRSN clinical case management team are also now providing support to this family which also includes the victim's grandmother. Relocation was a priority concern as the family feared for the safety of the teenager living in the home and that process was started by the clinical case managers. The need for this relocation was tragically underscored when the teenager was shot. Fortunately, he survived and his clinical case manager worked with the family to develop a safety plan, move him to a safe place until the family's relocation is completed.

Summary of Progress of Grantees in FY 10-11

Youth Alive

Incident and Crisis Response Services

- Highland Hospital Intervention

Program Description: Youth ALIVE!'s Caught in the Crossfire intervention program provides intensive counseling and case management to youth who are hospitalized at Highland Hospital due to violent injuries with the goal of reducing retaliation, re-injury, and arrest. Comprehensive supports include mentoring, academic support, family support and employment.

Measure Y Contract Amount: \$ 85,000
Leveraged Funding: \$ 18,000
Percent Match: 21%

Deliverables:

Numbers Served 7/1/10 - 3/31/11 (Quarter 3)				
Service	Annual Goal	# Served by Third Quarter	% of Goal Reached	% of Year
# of intensive outreach clients	60	87	145%	75%
# of case managed clients	40	37	93%	75%
# of case management hours	700	615	88%	75%
# NCPC meetings attended	4	3	75%	75%

FY 09-10

Service	Annual Goal	# Served	Goal Reached
# of intensive outreach clients	32	54	✓
# of case managed clients	40	42	✓
# of case management hours	750	753	✓
# NCPC meetings attended	4	4	✓

Benchmark Comments: Youth ALIVE! is achieving its benchmarks this year.

Recommendation: Staff recommends renewal.

Summary of Progress of Grantees in FY 10-11

Quality of Services:*Successes*

- Youth ALIVE! continues its work with gunshot victims under the age of 24 at Highland Hospital through the Caught in the Crossfire program.
- The new partnership between Catholic Charities of the East Bay and Youth ALIVE!'s Khadafy Project enhances their violence prevention efforts.

Challenges

- There was one staff change earlier in the year but the impact was mitigated by a speedy process and the hiring of a high quality replacement.

Summary of Evaluation Findings (from RDA 2009-10 Individual Program Reports):

- Youth ALIVE! clients reported high levels of change in their confidence to complete terms of parole and probation, as well as avoidance of situations which would compromise their parole/probation terms.
- Respondents reported fewer arrests for violent offenses, fewer arrests for probation violations and fewer arrests overall post program participation.
- Youth ALIVE! clients reported fewer incidents of being threatened by a weapon and being pushed or shoved following program participation.
- The program strengthened clients' ability to manage their anger and resolve conflicts, their feelings of support from adults and their peers, and their awareness of community resources.

Reporting Compliance: Reports are on time and correct.

Site Visit Finding Summary: There were some issues related to inputting time of case management session inconsistently in the database and case notes in some cases could be improved upon.

Case Study: Jose was referred to the Caught in the Crossfire program by Highland Hospital after he was shot multiple times. He was connected to the Caught in the Crossfire case manager before leaving the hospital but declined services. Afterward, the Case Manager followed up with Jose prior to him being discharged and Jose continued to decline services but she was able to engage Jose's girlfriend, Aima. After Jose left the hospital, the Case Manager did not hear from him or Anna for awhile but one day Anna did call Kyndra to get more information. The Case Manager felt that perhaps another Caught in the Crossfire case manager would make a better connection with Jose and was able to finally arrange a home visit for the two to meet. A connection was made and the male case manager began to work with both Jose and Anna on issues related to medical bills, housing and education. This collaboration supported Jose in making positive choices related to gang activity in Jose's immediate area. Jose was adamant that he was not taking part in any further gang activity and is committed to making positive life changes for him and family. He is now at Merritt College and working part-time.

Summary of Progress of Grantees in FY 10-11

Family Violence Law Center

Family Violence Intervention

- Family Violence Intervention Unit

Program Description: The Family Violence Law Center (FVLC), Family Violence Intervention Unit (FVIU) offers general legal, social, and emotional support to victims of domestic violence each year. A caseworker provides follow up with families with children to develop case plans and broker services in the community for their needs. The FVIU supports the Oakland Police Department (OPD) by taking referrals from OPD and contacting domestic violence victims within 48 hours of an incident. Family Advocates connect clients to the District Attorney's Victim Witness Groups and immigration legal support, as appropriate. Overnight on-call coverage is also provided.

Measure Y Contract Amount: \$399,600
Leveraged Funding: \$ 80,100
Percent Match: 20%

Deliverables:

Numbers Served 7/1/10 - 3/31/11 (Quarter 3)				
Service	Annual Goal	# Served by Third Quarter	% of Goal Reached	% of Year
# of clients placed into shelter/emergency housing	40	58	145%	75%
# of intensive outreach clients	1000	832	83%	75%
# of intensive outreach hours	1750	1526	87%	75%
# of OPD referrals/ police reports to FVIU Advocates (other)	3300	2155	65%	75%
# of community training event sessions (OPD)	10	25	250%	75%
# of community members trained (OPD)	215	326	152%	75%
# NCPC meetings attended	4	4	100%	75%

FY 09-10

Service	Annual Goal	# Served	Goal Reached
# of clients placed into shelter/emergency housing	40	174	✓
# of intensive outreach clients	1000	1056	✓
# of intensive outreach hours	1750	2783	✓
# of community training event sessions (OPD)	10	23	✓
# of community members trained (OPD)	215	343	✓
# of OPD referrals/police reports to FVIU Advocates (other)	3300	2905	✓
# NCPC meetings attended	4	4	✓

Benchmark Comments: FVLC is exceeding or on track to meet all deliverables in FY 10-11.

Summary of Progress of Grantees in FY 10-11

Quality of Services:*Successes*

- Despite the fact that funding was not guaranteed by Measure Y for the second half of the grant term, this did not affect the quality of work and team successes for FVLC. They continue delivering quality service and casework to domestic violence clients.
- The relationship with OPD is overall in a good state. The issues the FVIU was having with receiving police reports in a timely manner have been resolved. An MOU between FVLC/OPD/DHS is being executed
- FVLC now participates regularly at the West Oakland Y Team Meetings. They provide updates to the team on growing concerns around domestic violence in the West, which helps collaborating agencies to further understand the seriousness of domestic violence and direct victims to appropriate agencies or supportive services as needed.

Challenges

- FVLC had some difficulties with background check clearances for new staff being processed in a timely manner by OPD but this has been resolved.

Summary of Evaluation Findings (from RDA 2009-10 Individual Program Reports):

- 95% of FVIU follow-up survey respondents reported that they had experienced no further physical abuse since receiving services.
- 73% of FVIU respondents reported that they had experienced no further emotional abuse since receiving services.
- 76% of respondents indicated that receiving assistance from the Oakland Police Department Advocate was *very important*.
- An overwhelming majority of enforcement trainees found that the trainings increased their knowledge and understanding of the effects of domestic violence and the resources available to domestic violence victims, and most stated that they would approach victims of violence differently as a result of the training.

Reporting Compliance: Quarterly reports are complete and submitted in a timely manner.

Site Visit Finding Summary:

Family Violence Law Center provided all needed information at both desk and financial audits. There were no significant programmatic or financial findings during the site visit.

Summary of Progress of Grantees in FY 10-11

Case Study: During the third quarter, a Family Violence Intervention Unit (FVIU) advocate worked with a mother of three, Marisa, who was referred to Family Violence Law Center (FVLC) from an Oakland Police Department (OPD) police report. Marisa's ex-husband pushed her to the ground and threatened to kill her in front of her daughter. When Marisa's daughter tried to get help, Marisa's ex-husband tried to get her keys so he could flee. He attacked Marisa to try to get the keys. OPD arrived while this was happening and he was arrested. Marisa contacted FVIU for help with housing and obtaining a restraining order. An FVIU advocate helped her complete paperwork for a Victims of Crime (VOC) application so she can get funds to relocate to a safe place. Marisa's FVIU advocate also gave her information about the Pathway Home program, which could help her find housing and counseling programs for Marisa and her children. Her FVIU advocate referred Marisa to FVLC's legal department, which helped her obtain a five year civil restraining order to complement the criminal protective order she already had been issued. At a later appointment, Marisa told her FVIU advocate that she needed help feeding her family; her advocate connected her with the food bank. Throughout, the FVIU advocate provided Marisa with crisis counseling, safety planning, and support. Marisa was working with one of Oakland Police Department's Domestic Violence Unit investigators regarding her criminal case. Her FVIU advocate has access to this investigator for help completing her VOC application and as a source of information for both Marisa and the advocate about the progress of the criminal case.

This proximity and opportunity to collaborate for the benefit of domestic violence victims has been, and continues to be invaluable, for Marisa and the thousands of other victims FVLC and OPD have helped under Measure Y. Additionally, the improved, timely flow of police reports from OPD to the FVIU has insured that FVIU can reach out to victims like Marisa and offer them services when they are most needed.

Summary of Progress of Grantees in FY 10-11

Safe Passages

Family Violence Intervention

- Mental Health Services for Ages 0-5

Program Description: The Safe Passages Mental Health Collaborative, which includes the Family Violence Law Center, Jewish Family/Children's Services of the East Bay, Family Paths, Inc., and Through the Looking Glass, will reduce family violence and child maltreatment by providing mental health services to 50 children ages 0-5 exposed to domestic abuse and mental health consultations at Head Start and OUSD Childhood Development Centers.

Measure Y Contract Amount: \$177,600
Leveraged Funding: \$48,796
Percent Match: 27%

Deliverables:

Numbers Served 7/1/10 – 3/31/11 (Quarter 3)				
Service	Annual Goal	# Served by Third Quarter	% of Goal Reached	% of Year
#of clients provided with referral	50	37	74%	75%
# of mental health service clients	50	83	166%	75%
# of mental health service contacts	72	447	621%	75%
# of mental health service hours	580	593	102%	75%
# of hours of site based mental health (event) consultations	414	1183	286%	75%
# of mental health consultation (event) participants	330	282	85%	75%
# of bi-monthly Safe Passages MHC meetings	6	4	67%	75%
# NCPD meetings attended	4	1	25%	75%

FY 09-10

Service	Annual Goal	# Served	Goal Reached
#of clients referred to services	50	91	√
# of mental health service clients	50	95	√
# of mental health service contacts	72	664	√
# of mental health service hours	580	810.44	√
# of hours of site based mental health (event) consultations	414	1686	√
# of mental health consultation (event) participants	330	302	√
# of trainings provided to OPD on domestic violence and impact on children	5	24	√
# of Police Officers attending the training	45	339	√
# of Bi-monthly Safe Passages MHC meetings	6	8	√
# of Public Awareness/Outreach participants	6	170	√
# of Public Awareness/Outreach Posters distributed	40	60	√

Benchmark Comments: Deliverables are well on track or exceeding benchmarks.

Recommendation: Staff recommends renewal.

*Summary of Progress of Grantees in FY 10-11***Quality of Services:***Successes*

- Many CDC sites have had the same MHC and the same teachers for several years now; at these sites the services of the MHC is a well integrated and valuable source of support for classrooms, children, parents and teachers.
- The Intake Coordinator at the Family Justice Center is a well establish "go-to" resource and safety net for families of children 0-5 exposed to violence.

Challenges

- A reduction in the number of CDC administrative directors and changes in these positions proposes challenges for the MHC to maintain their footing as providers at some of the sites.
- The Intake Coordinator faces daunting demands, and not enough resources in the community for all the service referrals needed.

Summary of Evaluation Findings (from RDA 2009-10 Individual Program Reports):

- 92% of the pre and post-test respondents (Conflict Tactics Scale) reported that their children's exposure to partner abuse had diminished since enrollment in services. 75% reported that the caregiver's exposure to abuse had stopped altogether.
- All respondents indicated that they very much agreed with the statement that because of the program they now had a better overall relationship with their child(ren).
- An overwhelming majority of law enforcement training recipients found that the trainings increased their knowledge and understanding of the effects of domestic violence, the effects of violence on very young children, and the resources available to victims of violence. Nearly all who attended the training indicated that they would approach very young children who have been exposed to violence differently as a result of the training.

Reporting Compliance: Quarterly reports are complete, thorough and submitted on time.

Site Visit Finding Summary: Safe Passages provided all needed information for the desk and programmatic audits and there are no problematic findings for either of these. Results from the fiscal audit are still pending.

Case Study: The following case study provided by Jewish Family and Children's Services highlights the importance of providing mental health consultation in preschools. Preschool teachers informed the MHC that Tanya, a four year old African American girl, reported that her classmate had put his hands down her panties and touched her private area. The teachers expressed surprise and disbelief because what they had observed contradicted Tanya's report. The teachers observed Tanya repeatedly initiate physical contact with James, her classmate, who was involved in a different activity elsewhere in the classroom. The teachers expressed worry and concern about Tanya's behavior and about the other children's sense of safety. The MHC helped the teachers bring the children together to discuss safety issues without scaring them or blaming any child. The MHC provided the teachers and site director books and materials to help teachers identify and practice essential safety skills for preschool children and their families. The MHC helped teachers practice safety skills with the children through books, stories, and role-plays including what words to say and what to do to help children protect their personal safety. The MHC consulted with the director and teacher who met with the mother. Referrals to community resources and for counseling were offered following the teachers helping mother set limits regarding possible exposure to adult oriented videos.

Summary of Progress of Grantees in FY 10-11

Alameda County Health Care Services Agency – Interagency Children’s Policy Council

Family Violence Intervention

- Outreach to Sexually Exploited Minors

Program Description: The Alameda County Interagency Children’s Policy Council is managing a collaborative of agencies including Bay Area Women Against Rape (BAWAR), Be A Mentor/MISSSEY, and Covenant House to conduct outreach, including partnering with OPD specialized operations, and intervention for sexually exploited minors throughout Oakland. This program links SEMs to immediate needs such as shelter and medical care, and connects them to the Family Justice Center where they can receive case management. A Safe Place Alternative (SPA) has been set up for SEMs at the Family Justice Center that serves as a day respite location and location for case management and interventions. The collaborative also provides education and awareness training to young people, community groups, and public system partners about the issue of youth sexual exploitation.

Measure Y Contract Amount: \$248,640
 Leveraged Funding: \$1,073,068
 Percent Match: 432%

Deliverables:

Numbers Served 7/1/10 - 3/31/11 (Quarter 3)				
Service	Annual Goal	# Served by Third Quarter	% of Goal Reached	% of Year
# of case managed clients	50	101	202%	75%
# of case management hours	1500	3784	252%	75%
# of clients receiving intensive outreach	200	167	84%	75%
# of intensive outreach hours	1500	1600	107%	75%
# of general outreach event participants (BAWAR)	40	29	73%	75%
# of street outreach event participants	300	298	99%	75%
# of street outreach event sessions	50	92	184%	75%
# of networking/collaborative meeting event sessions	40	71	178%	75%
# NCPC meetings attended	4	6	150%	75%

FY 09-10

Service	Annual Goal	# Served	Goal Reached
# of case managed clients	50	76	√
# of case management hours	1500	2480	√
# of clients receiving intensive outreach	200	208	√
# of intensive outreach hours	1500	2469	√
# of general outreach event participants (BAWAR)	40	52	√
# of general outreach event hours (BAWAR)	40	261	√
# of street outreach event participants	300	370	√
# of street outreach event sessions	50	102	√
# NCPC meetings attended	4	9	√

Summary of Progress of Grantees in FY 10-11

Benchmark Comments: Deliverables are well on track or exceeding benchmarks.

Recommendation: Staff recommends renewal.

Quality of Services:

Successes

- ICPC and the SEM Collaborative has been able to leverage a huge amount of additional resources to serve this population and to continue to straighten a county-wide public health approach to this problem.
- ICPC continues to shepherd an integrated response to the issue of human trafficking, maintaining collaborations and forging policy between Police, Probation, Juvenile Hall, County Health Care and multiple community based organizations.
- The SPA at the Family Justice Center is a well established safe haven for providing intervention and is supported by generous community-wide donations.

Challenges

- The Advocate's intensive outreach case load is challenging as each client requires a great deal of time to effectively address needs and stabilize the situation. In order to meet client benchmark numbers, service integrity is challenged in terms of the number of intensive outreach hours that can be provided per client.

Summary of Evaluation Findings (from RDA 2009-10 Individual Program Reports):

Insufficient data available to conduct an outcome analysis.

Reporting Compliance: Quarterly reports are complete, thorough and submitted on time.

Site Visit Finding Summary: ACHCSA, ICPC and partner agencies provided all needed information for desk and financial audits and for an impressive program site visit. There were no significant programmatic or financial findings during the site visit.

Case Study: 'Kristen' is a 16-year old SEM that was identified during an OPD specialized operations and referred to the SACEY advocate for follow up services. At the time of the assessment, Ms. Kristen was identified as a victim witness in a case being charged by the District Attorney's office. The client was actively engaged in program services and activities at the SPA-youth drop in center for about 4-weeks until she AWOL'd from her placement. While the client was on the run she occasionally kept in contact with the SACEY Advocate, 2-weeks later the client came into the office, stating she needed support for medical appointment for an STD. The SACEY advocate made an emergency appointment for the client and coordinated other service supports such as placement, victim-witness support and counseling and warrant discharge. The client re-engaged with services and activities at the SPA and was successfully transferred to case management. During case management, Ms. Kristen enrolled into school, completed probation, successfully completed an 12-week paid internship program through Youth Radio and she attends school regularly and is scheduled to graduate from High School in June. This case captures the importance of client stabilization and reflects a core program strategy for success.


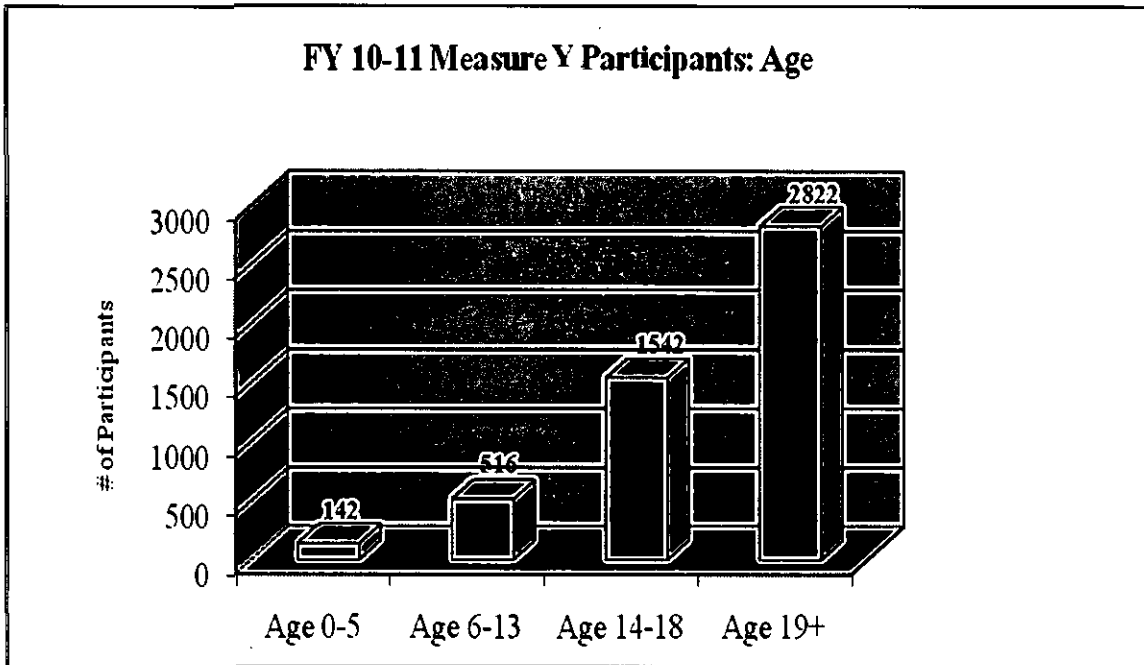
*Demographics of Measure Y
Violence Prevention
Participants for FY 2010-11*

APPENDIX

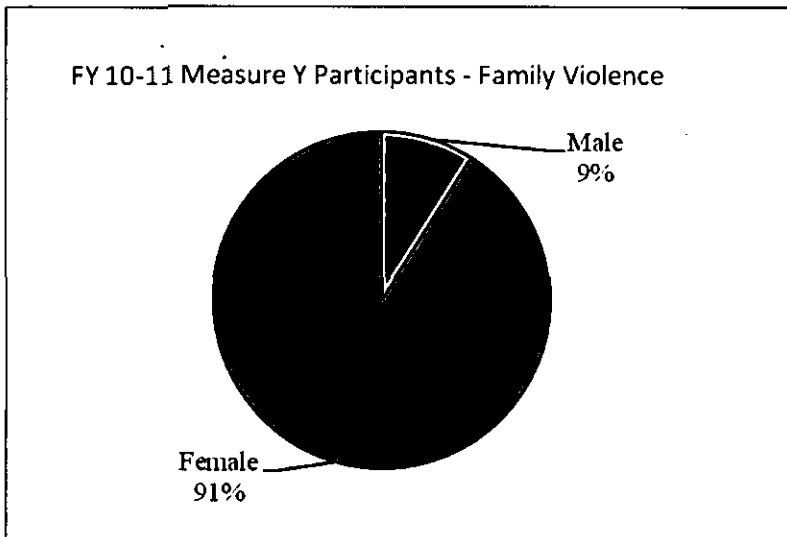
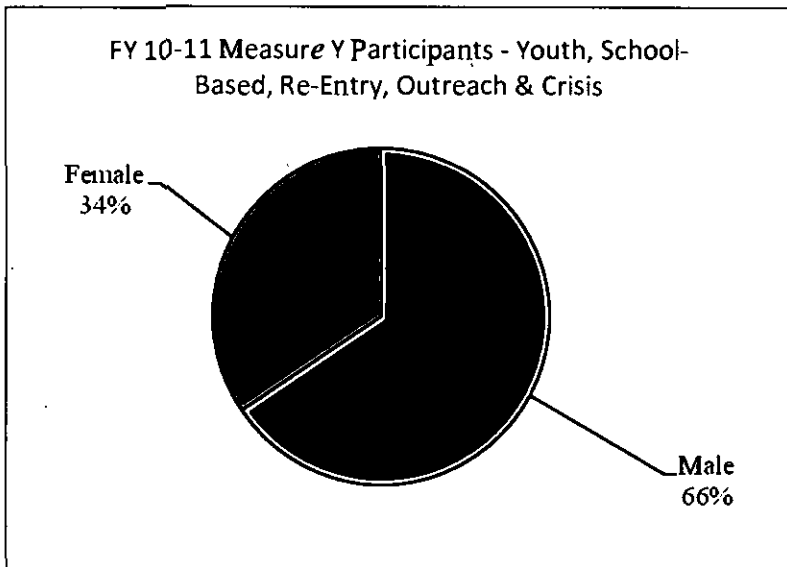
B

[3 pages]

Demographics of Measure Y Violence Prevention Participants for FY 10-11

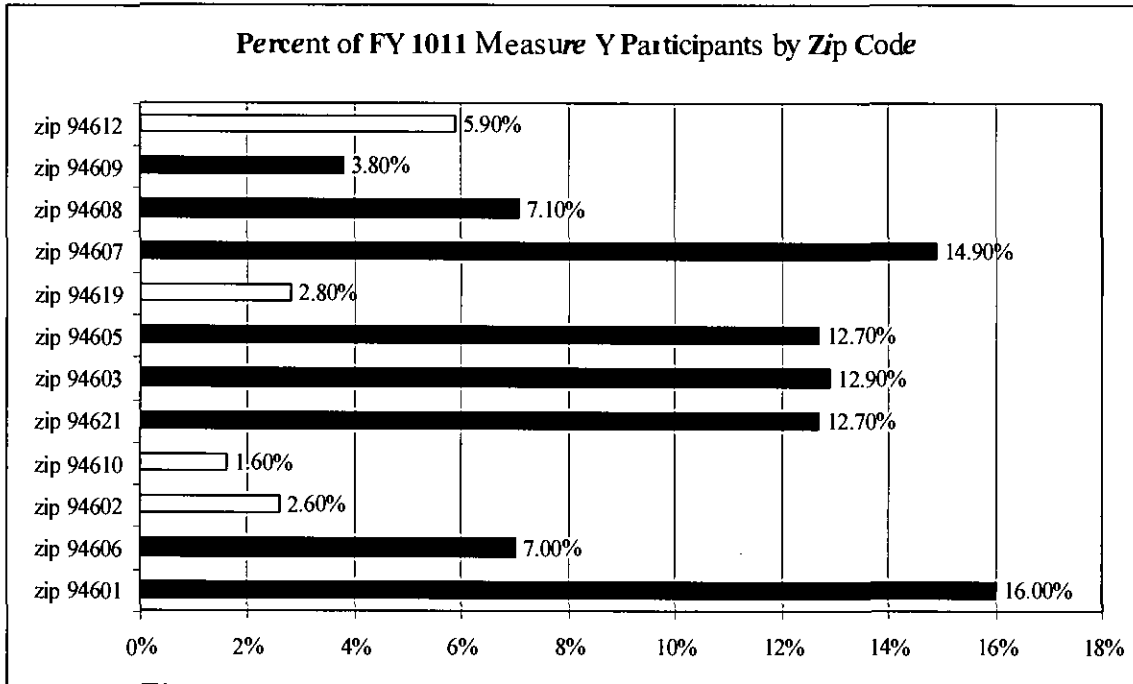


Demographics of Measure Y Violence Prevention Participants for FY 10-11



Demographics of Measure Y Violence Prevention Participants for FY 10-11

Measure Y services are focused on areas of Oakland deemed most highly stressed by analyzing the crime, economic and education factors in each police beat. The zip codes with high and medium stressed police beats are black in the chart below. As you can see, the high and medium stressed zip codes have higher percentages of Measure Y participants.



Neighborhood Key

Neighborhood	Zip
East	94603
East	94605
East	94619
East	94621
Fruitvale San Antonio	94601
Fruitvale San Antonio	94606
Fruitvale San Antonio	94602
Hills	94610
North/West	94607
North/West	94608
North/West	94609
North/West	94612

FILED
OFFICE OF THE CITY CLERK
OAKLAND
2011 MAY 12 AM 9:31

Approved as to Form and Legality
DRAFT
City Attorney

OAKLAND CITY COUNCIL

RESOLUTION No. _____ C.M.S.

A RESOLUTION AUTHORIZING THE CITY ADMINISTRATOR TO EXERCISE THE OPTION TO RENEW GRANT AGREEMENTS BETWEEN THE CITY OF OAKLAND AND VARIOUS PUBLIC AND NON-PROFIT AGENCIES TO PROVIDE VIOLENCE PREVENTION PROGRAMS FOR AN ESTIMATED AMOUNT OF \$5,348,111 FOR FISCAL YEAR 2011-12

WHEREAS, City of Oakland voters passed Measure Y, the Violence Prevention and Public Safety Act of 2004, in November 2004, approving a series of taxes to support violence prevention objectives, programs and services to reduce violence among children, youth and young adults in Oakland; and

WHEREAS, the Measure Y program strategies were developed based on Measure Y legislation and principles affirmed by City Council; and

WHEREAS, the City Council approved grant agreements with various public and non-profit organizations in Fiscal Year 2009-10 to provide Measure Y violence prevention programs; and

WHEREAS, these grantee programs have been monitored in FY 2009-10 and 2010-11 by Department of Human Services staff and assessed as compliant with their grant agreement fund; and

WHEREAS, the Measure Y independent evaluator has provided program evaluation information for each grantee that indicates programs are targeting appropriate clients and showing positive outcomes; and

WHEREAS, the funding for these contracts is available in Measure Y Fund (2251), DHS Administration organization (78111), and DHS Measure Y Projects (G421151-52, G421154-57, G421159-61, G421165-66, G421169, G421172-75); and

WHEREAS, the City of Oakland, Community Economic and Development Agency, Community Development Block Grant \$42,000 allocation for FY 2011-12 to the City of Oakland, Department of Human Services is subgranted to Healthy Oakland Communities to conduct street outreach and case management in West Oakland; and

WHEREAS, the funding for this subgrant with Healthy Oakland Communities is available from HUD-CDBG Fund (2108), DHS Administration Organization (78111), Miscellaneous Contract Services Account (\$4919), West Oakland Street Outreach Project (G387310), and Fostering Safe & Healthy Communities Program(SC22); and

WHEREAS, staff recommends the following agencies for funding:

Agency	Measure Y Strategy	Amount	Project Code
Alameda County Health Care Services Agency	OUR KIDS Middle School Model	\$219,514	G421166
Alameda County Interagency Children's Policy Council	Outreach to Sexually Exploited Minors	\$248,640	G421157
Community Initiatives / Restorative Justice for Oakland Youth (RJOY)	Restorative Justice	\$133,200	G421159
California Youth Outreach	JJC Wraparound Services	\$100,000	G421174
California Youth Outreach	Oakland Street Outreach	\$328,600	G421161
Catholic Charities of the East Bay	Crisis Response Support Network	\$310,800	G421153
City and County Neighborhood Initiative	Community Organizing	\$133,200	G421152
City of Oakland Mayor's Office	Public Safety Districts	\$30,000	G421173
City of Oakland Mayor's Office	Reentry Employment	\$119,880	G421155
East Bay Agency for Children (EBAC)	JJC Wraparound Services	\$86,136	G421174
East Bay Asian Youth Center (EBAYC)	JJC Wraparound Services	\$220,000	G421174
Family Violence Law Center	Family Violence Intervention Unit	\$399,600	G421154
Goodwill Industries of the Greater East Bay	Reentry Employment	\$93,240	G421155
Healthy Oakland Communities	Oakland Street Outreach	\$182,000	G421161
<i>*Healthy Oakland Communities</i>	<i>CDBG – Street Outreach</i>	<i>\$42,000</i>	<i>G387310</i>
OUSD	JJC Wraparound Services	\$79,920	G421174
OUSD Alternative Education	Gang Intervention	\$177,600	G421175
OUSD	Second Step Curriculum	\$131,717	G421160
Safe Passages	Mental Health 0-5	\$177,600	G421156
The Mentoring Center	JJC Wraparound Services	\$125,000	G421174
The Mentoring Center	Project Choice	\$111,000	G421165
The Work First Foundation	Reentry Employment	\$310,800	G421155
City of Oakland DHS	Violence Prevention Network Coordinator-Street Outreach	\$133,200	G421169
Volunteers of America Bay Area	Project Choice	\$222,000	G421165
Volunteers of America Bay Area	Reentry Employment	\$222,000	G421155
Youth Alive!	Highland Hospital Intervention	\$85,000	G421172
Youth Employment Partnership	After School Jobs	\$119,880	G421151
Youth Employment Partnership	Reentry Employment	\$222,000	G421155
<i>**Youth Employment Partnership</i>	<i>Summer Jobs</i>	<i>\$95,260</i>	<i>G421162</i>
Youth Radio	After School Jobs	\$65,000	G421151
<i>**Youth Radio</i>	<i>Summer Jobs</i>	<i>\$40,000</i>	<i>G421162</i>
Youth Uprising	JJC Wraparound Services	\$175,000	G421174
Youth Uprising	Oakland Street Outreach	\$133,201	G421161
<i>**Youth Uprising</i>	<i>Summer Jobs</i>	<i>\$42,340</i>	<i>G421162</i>

* Non-Measure Y funding

** Approved by Council on May 3, 2011 and therefore not included in this Resolution. Funds were allocated through a separate RFP process

; and

WHEREAS, Measure Y does not require the City to conduct a competitive process to select Measure Y grant recipients; and

WHEREAS, in FY 2010-11, while the City was awaiting the outcome of Measure BB amending the original Measure Y legislation, grantee agreements were renewed in full; and

WHEREAS, full revenues for Measure Y in FY 10-11 will not be realized since parking tax revenue was not collected during the first six months of FY 2010-11, thus leading to an overall deficit in the fund of \$2.75 million and remaining fund balance will be used to reduce the shortfall to \$1.8 million and at the close of this fiscal year general fund revenue will be used to cover the remainder; and

WHEREAS, the Measure Y Reserve contains \$493,512 from grantees who are unable to meet their deliverables, to be allocated at a later time; and now, therefore, be it

RESOLVED: That these agreements do not provide that goods or services be provided to the municipal corporation, City of Oakland. Rather the agreements are for grants to nonprofit programs that serve the public at large. Therefore these agreements are not professional services contracts as defined by City ordinance, and the competitive request for proposal/qualifications process is not required under City ordinance; and be it

FURTHER RESOLVED: That because there is current litigation challenging the City's authority to award grants to nonprofit programs without a competitive request for proposal/qualifications process, in the event that a court were to find that these agreements are subject to a competitive request for proposal/qualifications process, pursuant to Oakland Municipal Code section 2.04.051.B and findings set forth in the City Administrator's report accompanying this item, the City Council finds and determines that is in the best interests of the City to waive the competitive request for proposal/qualifications process for these agreements and so waives the requirement; and be it

FURTHER RESOLVED: That the City Administrator is hereby authorized to execute grant agreements with the aforementioned service providers in the amounts specified above for a total not to exceed \$5,348,111 for Fiscal Year 2011-12, for the purpose of funding services to at-risk youth and young adults; and be it

FURTHER RESOLVED: These funds will be available in the Measure Y Fund (2251), DHS Administration Organization (78111), and DHS Measure Y Projects (G421151-57, G421159-61, G421165-66, G421169, G421172-75); and be it

FURTHER RESOLVED: That the City Administrator is hereby authorized to conduct all negotiations, execute and submit all documents, including but not limited to applications, agreements, amendments, modifications, payment requests and related actions which may be necessary in accordance with its basic purpose and to accept and appropriate additional funds if available from Measure Y; and be it

FURTHER RESOLVED: That said agreements shall be approved as to form and legality by the Office of the City Attorney and placed on file in the Office of the City Clerk.

IN COUNCIL, OAKLAND, CALIFORNIA, _____

PASSED BY THE FOLLOWING VOTE:

AYES- BROOKS, BRUNNER, DE LA FUENTE, KAPLAN, KERNIGHAN, NADEL, SCHAAF and
PRESIDENT REID

NOES-

ABSENT-

ABSTENTION-

ATTEST: _____
LATONDA SIMMONS
City Clerk and Clerk of the Council
of the City of Oakland, California

FILED
OFFICE OF THE CITY CLERK
OAKLAND

2011 MAY 12 PM 2:08

Approved as to Form and Legality

M. Mowden
City Attorney

OAKLAND CITY COUNCIL

RESOLUTION NO. _____ C.M.S.

A RESOLUTION AUTHORIZING THE CITY ADMINISTRATOR TO EXERCISE THE OPTION TO RENEW GRANT AGREEMENTS BETWEEN THE CITY OF OAKLAND AND VARIOUS PUBLIC AND NON-PROFIT AGENCIES TO PROVIDE VIOLENCE PREVENTION PROGRAMS FOR AN ESTIMATED AMOUNT OF \$5,348,111 FOR FISCAL YEAR 2011-12

WHEREAS, City of Oakland voters passed Measure Y, the Violence Prevention and Public Safety Act of 2004, in November 2004, approving a series of taxes to support violence prevention objectives, programs and services to reduce violence among children, youth and young adults in Oakland; and

WHEREAS, the Measure Y program strategies were developed based on Measure Y legislation and principles affirmed by City Council; and

WHEREAS, the City Council approved grant agreements with various public and non-profit organizations in Fiscal Year 2009-10 to provide Measure Y violence prevention programs; and

WHEREAS, these grantee programs have been monitored in FY 2009-10 and 2010-11 by Department of Human Services staff and assessed as compliant with their grant agreement fund; and

WHEREAS, the Measure Y independent evaluator has provided program evaluation information for each grantee that indicates programs are targeting appropriate clients and showing positive outcomes; and

WHEREAS, the funding for these contracts is available in Measure Y Fund (2251), DHS Administration organization (78111), and DHS Measure Y Projects (G421151-52, G421154-57, G421159-61, G421165-66, G421169, G421172-75); and

WHEREAS, the City of Oakland, Community Economic and Development Agency, Community Development Block Grant \$42,000 allocation for FY 2011-12 to the City of Oakland, Department of Human Services is subgranted to Healthy Oakland Communities to conduct street outreach and case management in West Oakland; and

WHEREAS, the funding for this subgrant with Healthy Oakland Communities is available from HUD-CDBG Fund (2108), DHS Administration Organization (78111), Miscellaneous Contract Services Account (54919), West Oakland Street Outreach Project (G387310), and Fostering Safe & Healthy Communities Program(SC22); and

WHEREAS, staff recommends the following agencies for funding:

Agency	Measure Y Strategy	Amount	Project Code
Alameda County Health Care Services Agency	OUR KIDS Middle School Model	\$219,514	G421166
Alameda County Interagency Children's Policy Council	Outreach to Sexually Exploited Minors	\$248,640	G421157
Community Initiatives / Restorative Justice for Oakland Youth (RJOY)	Restorative Justice	\$133,200	G421159
California Youth Outreach	JJC Wraparound Services	\$100,000	G421174
California Youth Outreach	Oakland Street Outreach	\$328,600	G421161
Catholic Charities of the East Bay	Crisis Response Support Network	\$310,800	G421153
City and County Neighborhood Initiative	Community Organizing	\$133,200	G421152
City of Oakland Mayor's Office	Public Safety Districts	\$30,000	G421173
City of Oakland Mayor's Office	Reentry Employment	\$119,880	G421155
East Bay Agency for Children (EBAC)	JJC Wraparound Services	\$86,136	G421174
East Bay Asian Youth Center (EBAYC)	JJC Wraparound Services	\$220,000	G421174
Family Violence Law Center	Family Violence Intervention Unit	\$399,600	G421154
Goodwill Industries of the Greater East Bay	Reentry Employment	\$93,240	G421155
Healthy Oakland Communities	Oakland Street Outreach	\$182,000	G421161
<i>*Healthy Oakland Communities</i>	<i>CDBG – Street Outreach</i>	<i>\$42,000</i>	<i>G387310</i>
OUSD	JJC Wraparound Services	\$79,920	G421174
OUSD Alternative Education	Gang Intervention	\$177,600	G421175
OUSD	Second Step Curriculum	\$131,717	G421160
Safe Passages	Mental Health 0-5	\$177,600	G421156
The Mentoring Center	JJC Wraparound Services	\$125,000	G421174
The Mentoring Center	Project Choice	\$111,000	G421165
The Work First Foundation	Reentry Employment	\$310,800	G421155
City of Oakland DHS	Violence Prevention Network Coordinator-Street Outreach	\$133,200	G421169
Volunteers of America Bay Area	Project Choice	\$222,000	G421165
Volunteers of America Bay Area	Reentry Employment	\$222,000	G421155
Youth Alive!	Highland Hospital Intervention	\$85,000	G421172
Youth Employment Partnership	After School Jobs	\$119,880	G421151
Youth Employment Partnership	Reentry Employment	\$222,000	G421155
<i>**Youth Employment Partnership</i>	<i>Summer Jobs</i>	<i>\$95,260</i>	<i>G421162</i>
Youth Radio	After School Jobs	\$65,000	G421151
<i>**Youth Radio</i>	<i>Summer Jobs</i>	<i>\$40,000</i>	<i>G421162</i>
Youth Uprising	JJC Wraparound Services	\$175,000	G421174
Youth Uprising	Oakland Street Outreach	\$133,201	G421161
<i>**Youth Uprising</i>	<i>Summer Jobs</i>	<i>\$42,340</i>	<i>G421162</i>

* Non-Measure Y funding

** Approved by Council on May 3, 2011 and therefore not included in this Resolution. Funds were allocated through a separate RFP process

; and

WHEREAS, Measure Y does not require the City to conduct a competitive process to select Measure Y grant recipients; and

WHEREAS, in FY 2010-11, while the City was awaiting the outcome of Measure BB amending the original Measure Y legislation, grantee agreements were renewed in full; and

WHEREAS, full revenues for Measure Y in FY 10-11 will not be realized since parking tax revenue was not collected during the first six months of FY 2010-11, thus leading to an overall deficit in the fund of \$2.75 million and remaining fund balance will be used to reduce the shortfall to \$1.8 million and at the close of this fiscal year general fund revenue will be used to cover the remainder; and

WHEREAS, the Measure Y Reserve contains \$493,512 from grantees who are unable to meet their deliverables, to be allocated at a later time; and now, therefore, be it

RESOLVED: That these agreements do not provide that goods or services be provided to the municipal corporation, City of Oakland. Rather the agreements are for grants to nonprofit programs that serve the public at large. Therefore these agreements are not professional services contracts as defined by City ordinance, and the competitive request for proposal/qualifications process is not required under City ordinance; and be it

FURTHER RESOLVED: That because there is current litigation challenging the City's authority to award grants to nonprofit programs without a competitive request for proposal/qualifications process, in the event that a court were to find that these agreements are subject to a competitive request for proposal/qualifications process, pursuant to Oakland Municipal Code section 2.04.051.B and findings set forth in the City Administrator's report accompanying this item, the City Council finds and determines that is in the best interests of the City to waive the competitive request for proposal/qualifications process for these agreements and so waives the requirement; and be it

FURTHER RESOLVED: That the City Administrator is hereby authorized to execute grant agreements with the aforementioned service providers in the amounts specified above for a total not to exceed \$5,348,111 for Fiscal Year 2011-12, for the purpose of funding services to at-risk youth and young adults; and be it

FURTHER RESOLVED: These funds will be available in the Measure Y Fund (2251), DHS Administration Organization (78111), and DHS Measure Y Projects (G421151-57, G421159-61, G421165-66, G421169, G421172-75); and be it

FURTHER RESOLVED: That the City Administrator is hereby authorized to conduct all negotiations, execute and submit all documents, including but not limited to applications, agreements, amendments, modifications, payment requests and related actions which may be necessary in accordance with its basic purpose and to accept and appropriate additional funds if available from Measure Y; and be it

FURTHER RESOLVED: That said agreements shall be approved as to form and legality by the Office of the City Attorney and placed on file in the Office of the City Clerk.

IN COUNCIL, OAKLAND, CALIFORNIA, _____

PASSED BY THE FOLLOWING VOTE:

AYES- BROOKS, BRUNNER, DE LA FUENTE, KAPLAN, KERNIGHAN, NADEL, SCHAAF and
PRESIDENT REID

NOES-

ABSENT-

ABSTENTION-

ATTEST: _____
LATONDA SIMMONS
City Clerk and Clerk of the Council
of the City of Oakland, California