

2024 MAY 23 PM 5:28

FILED
OFFICE OF THE CITY CLERK
OAKLAND

APPROVED AS TO FORM AND LEGALITY

Amacaulay

CITY ATTORNEY'S OFFICE

OAKLAND CITY COUNCIL

ORDINANCE NO. 13799 C.M.S.

ORDINANCE AMENDING ORDINANCE NO. 13747 C.M.S. (WHICH ADOPTED THE FISCAL YEAR 2023-24 MASTER FEE SCHEDULE), AS AMENDED, TO ESTABLISH, MODIFY AND DELETE FEES AND PENALTIES ASSESSED BY THE CITY OF OAKLAND FOR FISCAL YEAR 2024-2025

WHEREAS, the City of Oakland periodically amends and updates its Master Fee Schedule to account for the various cost increases relating to municipal programs, services and activities; and

WHEREAS, the City has experienced and anticipates continuing increases in the costs to operate and maintain municipal government citywide; and

WHEREAS, Office of the City Attorney, Office of the City Clerk, Finance Department, Police Department, Fire Department, Oakland Parks, Recreation and Youth Development, Public Works Department, Economic & Workforce Development, Housing Community Development, Planning and Building, Information Technology, Department of Transportation, Special Events, and Workplace Employment Standards, ("the Departments"), undertook analysis and evaluation of the revenue requirements to fund ongoing municipal services, programs and activities and the fee structure necessary to proportionately allocate the costs of providing these government services and programs; and

WHEREAS, the investigations conducted by staff of the Departments show that existing fee revenues are and will be insufficient to cover the current and projected costs of operating and maintaining the identified City government activities, services and programs; and

WHEREAS, the fee modifications and additions proposed by the Departments are attached hereto as *Exhibit A*; and

WHEREAS, the proposed fees and charges that are imposed for a specific government service, benefit or product, or regulatory program do not exceed the reasonable costs to the City of providing the service, benefit or product, or regulatory program;

NOW, THEREFORE, THE CITY COUNCIL OF THE CITY OF OAKLAND DOES ORDAIN AS FOLLOWS:

SECTION 1. Recitals. The City Council finds and determines that the foregoing recitals are true and correct and are hereby incorporated herein as findings and determinations of the City Council.

SECTION 2. Master Fee Schedule. The FY 2023-2024 Master Fee Schedule as set forth in Ordinance Number 13747 C.M.S., as amended, is hereby amended to modify and establish City of Oakland fees and charges for FY 2024-2025 as set forth in *Exhibit A*, attached hereto, incorporated herein and made a part hereof. Additions are indicated in underlined text and deletions are indicated by ~~strikeout text~~. Fees not shown in *Exhibit A* are not changed.

SECTION 3. California Environmental Quality Act. This action is exempt from review under the California Environmental Quality Act (CEQA) pursuant to CEQA Guidelines Section 15061(b)(3) (general rule for projects that have not direct or reasonably foreseeably indirect physical change to the environment).

SECTION 4. Severability. If any section, subsection, sentence, clause or phrase of this Ordinance is for any reason held to be invalid or unconstitutional by decision of any court of competent jurisdiction, such decision shall not affect the validity of the remaining portions of the Chapter. The City Council hereby declares that it would have passed this Ordinance and each section, subsection, clause or phrase thereof irrespective of the fact that one or more other sections, subsections, clauses or phrases may be declared invalid or unconstitutional


SECTION 5. Effective Date. This ordinance shall become effective immediately on final adoption if it receives six or more affirmative votes; otherwise it shall become effective upon the seventh day after final adoption.

IN COUNCIL, OAKLAND, CALIFORNIA, JUN 18 2024

PASSED BY THE FOLLOWING VOTE:

AYES – FIFE, GALLO, JENKINS, KALB, KAPLAN, RAMACHANDRAN, REID, AND PRESIDENT FORTUNATO BAS - 8

NOES - 0
ABSENT - 0
ABSTENTION - 0

ATTEST: 
ASHA REED
City Clerk and Clerk of the Council of the
City of Oakland, California

Introduction Date JUN 4 2024

Date of Attestation: June 24, 2024

DEPARTMENT PROPOSED FEES

FY 2024-25-MASTER FEE SCHEDULE

Exhibits:

A-1 CITY ATTORNEY

A-2 CITY CLERK

A-3 FINANCE DEPARTMENT

A-4 POLICE DEPARTMENT (OPD)

A-5 FIRE DEPARTMENT (OFD)

A-6 PARKS AND RECREATION AND YOUTH DEVELOPMENT

A-7 PUBLIC WORKS (OPW)

A-8 ECONOMIC WORKFORCE DEVELOPMENT

A-9 HOUSING AND COMMUNITY DEVELOPMENT

A-10 PLANNING AND BUILDING (PBD)

A-11 INFORMATION TECHNOLOGY (ITD)

A-12 TRANSPORTATION (OakDOT)

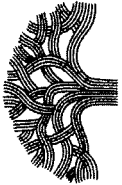
A-13 SPECIAL EVENTS

A-14 WORKPLACE EMPLOYMENT STANDARDS

EXHIBIT A

CITY ATTORNEY
FY 2024-25-MASTER FEE SCHEDULE

EXHIBIT A: A-1



City of Oakland
Master Fee Schedule
Effective July 1, 2024

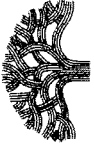
CITY ATTORNEY



FEE DESCRIPTION	FEE		UNIT		% Change	Justification for Fee Change
A. CITY ATTORNEY'S HOURLY RATES						
1 Deputy City Attorney I	260.26	Hour	\$268.07		3.00%	Cost of Living Adjustments (COLAs)
2 Deputy City Attorney II	351.52	Hour	\$362.06		3.00%	Cost of Living Adjustments (COLAs)
3 Deputy City Attorney III	387.71	Hour	\$399.34		3.00%	Cost of Living Adjustments (COLAs)
4 Deputy City Attorney IV	426.64	Hour	\$439.44		3.00%	Cost of Living Adjustments (COLAs)
5 Deputy City Attorney V	469.57	Hour	\$483.66		3.00%	Cost of Living Adjustments (COLAs)
6 Paralegal	203.93	Hour	\$210.05		3.00%	Cost of Living Adjustments (COLAs)
7 Claim Investigator III	265.65	Hour	\$273.62		3.00%	Cost of Living Adjustments (COLAs)
8 Special Counsel	493.75	Hour	\$508.56		3.00%	Cost of Living Adjustments (COLAs)
9 Neighborhood Law Corps Attorney	120.75	Hour	\$124.37		3.00%	Cost of Living Adjustments (COLAs)

CITY CLERK
FY 2024-25-MASTER FEE SCHEDULE

EXHIBIT A: A-2



City of Oakland
Master Fee Schedule
Effective July 1, 2024

CITY CLERK

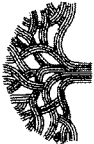


FEE DESCRIPTION	FEE UNIT	% Change	Justification for Fee Change
-----------------	----------	----------	------------------------------

FEE DESCRIPTION	FEE UNIT	% Change	Justification for Fee Change
C. PASSPORT DOCUMENTATION			
1 Passport Application Execution Fee (subject to Section 51.22 of the Code of Fec (subject to Section 51.22 of the Code of Federal Regulations))	35.00 Per Passport		Service no longer available
2 Passport Photographs	25.00 Per Photograph		Service no longer available Section letter updated for alphabetic order
C. D. ELECTION FILING FEES			
2.1 Initiative Petitions (Filing Fee May Be Refunded within One Year if Clerk Certifies Sufficiency of Petition)	500.00 Filing		Section number updated for numerical order
3 Filing Fee for Appointment Process, When City Council Vacancy Occurs	300.00 Filing		Service no longer available Section number updated for numerical order
4.3 Write-in Candidates	25.00 Filing 10.00 Day		Section letter updated for alphabetic order Section letter updated for alphabetic order
D. E. STATEMENT OF ECONOMIC INTERESTS (Form 700) late fee per day up to \$100	10.00 Each 0.10 Page		Section letter updated for alphabetic order Section letter updated for alphabetic order
E. F. COUNCIL DISTRICT MAP			
E. G. DUPLICATION OF ELECTIONS MATERIALS: FPPC reports, campaign logs and election documents ONLY			
G. H. DOMESTIC PARTNERSHIP REGISTRATION (Ordinance No. 12467 C.M.S.)			

KTOP

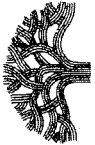
FEE DESCRIPTION	FEE UNIT	% Change	Justification for Fee Change
A. PRODUCTION SERVICES			
1 Duplication			
a. BetacamSP duplication / including stock (30 minutes)	35.00 Tape		Service no longer available
b. BetacamSP duplication / including stock (60 minutes)	50.00 Tape		Service no longer available
c. HD Cam duplication/including stock (64 mins)	100.00 Day		Service no longer available
c. DVD copies (KTOP Original Programming Only)	10.00 DVD		Service no longer available
d. DVD Legislative Raw Stock (tape)	2.50 DVD		Section letter updated for alphabetic order
e. 1 BETA SP (10 minutes)	40.00 Tape		Service no longer available
2 BETA SP (15 minutes)	12.00 Tape		Service no longer available
3 BETA SP (30 minutes)	14.00 Tape		Service no longer available
4 BETA SP (60 minutes)	20.00 Tape		Service no longer available
5 BETA SP (90 minutes)	31.00 Tape		Service no longer available
6 DigiBeta (6 Min)	14.00 Tape		Service no longer available
7 DigiBeta (12 Min)	15.00 Tape		Service no longer available
8 DigiBeta (32 Min)	19.00 Tape		Service no longer available
9 DigiBeta (40 Min)	21.00 Tape		Service no longer available
10 DigiBeta (64 Min)	29.00 Tape		Service no longer available
11 DigiBeta (94 Min)	45.00 Tape		Service no longer available
12 XD-CAM Disc	63.00 Media		Service no longer available
13 XD-CAM Disc 50gig	26.00 Tape		Service no longer available
14 DVCAM (40min)	24.00 Tape		Service no longer available
15 Mini DV (63)	100.00 Tape		Service no longer available
16 HD duplication/including stock (64 minutes)	80.00 Tape		Service no longer available
17 HD			
2 On-Line Studio Production and Editing Equipment Rental			
a. Stage Rental - (City Agency)	100.00 Hour		Service no longer available
b. Stage Rental - (City Agency) City of Oakland Residents and Organizations	350.00 Half Day	114.28%	Fees based on local comparisons. Previous fees from 2019. Section letter updated for alphabetic order.
b. c. Stage Rental - (City Agency) City of Oakland Residents and Organizations	500.00 Day	140.00%	Fees based on local comparisons. Previous fees from 2019. Section letter updated for alphabetic order.
d. Stage Rental - Non-City Organizations	125.00 Hour		Service no longer available



City of Oakland
Master Fee Schedule
Effective July 1, 2024

CITY CLERK

FEE DESCRIPTION	FEE UNIT	% Change	Justification for Fee Change
5. e. Stage Rental - Non-City Organizations	425.00 Half Day		
5. f. Stage Rental - Non-City Organizations	750.00 Day	217.64%	Fees based on local comparisons. Previous fees from 2019. Section letter updated for alphabetic order.
5. g. Stage Rental - Non-City Organizations	500.00 Build / Strike Day	126.67%	Fees based on local comparisons. Previous fees from 2019. Section letter updated for alphabetic order.
5. h. Teleprompter Day Rate	180.00 Day	100.00%	Fees based on local comparisons. Previous fees from 2019. Section letter updated for alphabetic order.
5. i. Voice-Over Studio (City Agencies) City of Oakland Residents and Organizations	25.00 Hour	380.00%	Fees were previously not cost covering. Section letter updated for alphabetic order
5. j. Voice-Over Studio (Non - City Agencies Organizations)	75.00 Hour	166.67%	Fees were previously not cost covering. Section letter updated for alphabetic order
5. k. 600 Amp Electrical	100.00 Day		Section letter updated for alphabetic order
5. l. Grip Package	100.00 Day		Section letter updated for alphabetic order
5. m. Lighting Package	250.00 Day		Section letter updated for alphabetic order
5. n. Sound Package - mixer, boom, shotgun & lav mics	100.00 Day		Section letter updated for alphabetic order
5. o. Betacam SP Deck	200.00 Day		Service no longer available
5. p. Production Control Room & Studio Cams	1,650.00 Day		Service no longer available
5. q. DigBeta Deck	495.00 Day		Service no longer available
5. r. Aja KiPro	250.00 Day		Service no longer available
5. s. DigBeta Deck	65.00 Hour		Service no longer available
5. t. HDCAM Deck	600.00 Day		Service no longer available
5. u. Legalizer "Video Standards Processor"	75.00 Day		Section letter updated for alphabetic order
5. v. PDW 1500 HD	70.00 Hour		Service no longer available
5. w. Avid Editing System (hourly)	150.00 Hour		Section letter updated for alphabetic order
5. x. Portable 8 Channel Mixer	500.00 Day		Service no longer available
5. y. Avid Editing System (Day)	700.00 Day		Section letter updated for alphabetic order
5. z. Atomos Shogun Recorder/Monitor	100.00 Day		Section letter updated for alphabetic order
4 Single Camera Field Production Package with Lights & Sound (Excluding Labor)			
a. Half Day	750.00 1 - 4 Hours		Service no longer available
b. Full Day	1,450.00 4-7.5 Hours		Service no longer available
c. Fujinon Pro HD wide angle lens	150.00 Day		Service no longer available
d. Fujinon Pro HD wide angle lens	300.00 Weekend		Service no longer available
e. Fujinon 12X4.5 wide angle lens	300.00 Day		Service no longer available
f. Anton Bauer Trimpac 14 batteries	15.00 Each/Day		Service no longer available
g. Anton Bauer Trimpac 14 Charger	20.00 Day		Service no longer available
h. Sony BP-L60S Batteries (4)	20.00 Day		Service no longer available
i. JVC GYHM790	250.00 Day		Service no longer available
j. Sony BC-L70 battery Charger	35.00 Day		Service no longer available
k. Sony T FE 16-35 mm	100.00 Day		Service no longer available
l. Sony FE PZ 28-135 mm	100.00 Day		Service no longer available
m. Sony A7R	100.00 Day		Service no longer available
n. Sony XLR-K2M Mic Kit	25.00 Day		Service no longer available
5 Switched Field Event with 2-3 Cameras			
a. Half Day	750.00 Half-day		Service no longer available
b. Full Day	1,250.00 Day		Service no longer available
c. XDCam	1,000.00 Day		Service no longer available
d. JVC GYHM790	250.00 Day		Service no longer available
e. Varizoom Jib 12ft w/robotic rigging Half Day	212.00 day		Service no longer available
f. Varizoom Jib 12ft w/robotic rigging Full Day	310.00 day		Service no longer available
4 6 Stands			Section number updated for numerical order
5 7 Butterflies and Overheads and Backdrops			Section number updated for numerical order

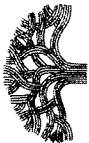


CITY CLERK

FEE DESCRIPTION	FEE UNIT	% Change	Justification for Fee Change
5 8 Grip and Rigging			
7 9 Miscellaneous Grip			
8 10 Flags and Nets			
9 11 Single Camera Engineering Field Production Package Rental (Excluding Labor)			
10 12 Video Operator Technician Labor Charge			
a. Labor Charges - Daytime			
1 Cable TV Operations Technician - Regular	118.66 Hour	13.11%	Updating to the fully burdened hourly staff cost plus 3% COLA
2 Cable TV Operations Technician - Overtime	177.84 Hour	13.11%	Updating to the fully burdened hourly staff cost plus 3% COLA
3 Cable TV Operations Manager	144.12 Hour	13.11%	Updating to the fully burdened hourly staff cost plus 3% COLA
4 Cable TV Engineer	126.16 Hour	13.11%	Updating to the fully burdened hourly staff cost plus 3% COLA
6 Cable TV Production Asst	59.82 Hour	13.11%	Updating to the fully burdened hourly staff cost plus 3% COLA
b. Labor Charges - Evening/Weekend			
7 Voice-Over Talent	114.43 Hour		Service no longer provided
11 13 Cancellation Fees			Section number updated for numerical order
14 Digital Video Conversion Services			Service no longer provided
a. Web Video Conversion	95.00 Hour		Service no longer provided
b. Web Video Conversion (City Agencies)	55.00 Hour		Service no longer provided
c. DVD Authoring	100.00 Hour		Service no longer provided
d. DVD Authoring (City Agencies)	65.00 Hour		Service no longer provided
B. FILM-RELATED FEES			
1 Rental of City Properties, Facilities, and/or Parklands (Except Civic Center Complex and Dunsmuir House)			
a. Set Preparations	500.00 Day for Actual Filming		Film related fees are not under the purview of KTOP and should be referenced in the OPYRD section.
b. Set Clean-up	250.00 Day		Film related fees are not under the purview of KTOP and should be referenced in the OPYRD section.
c. Still Photography	250.00 Day		Film related fees are not under the purview of KTOP and should be referenced in the OPYRD section.
2 Rental of Dunsmuir House (Interior & Exterior)			
a. Set Preparations	1,000.00 Day for Actual Filming		Film related fees are not under the purview of KTOP and should be referenced in the OPYRD section.
b. Set Clean-up	500.00 Day		Film related fees are not under the purview of KTOP and should be referenced in the OPYRD section.
c. Still Photography	50.00 Hour		Film related fees are not under the purview of KTOP and should be referenced in the OPYRD section.
3 Film Permit for Video Production/Photography	100.00 Day		Film related fees are not under the purview of KTOP and should be referenced in the EWD section.
4 Film Permit for Commercial Advertising Production	150.00 Day		Film related fees are not under the purview of KTOP and should be referenced in the EWD section.
5 Film Permit for Major Feature Production	150.00 Day		Film related fees are not under the purview of KTOP and should be referenced in the EWD section.
6 Film Permit for Adjustments for More than 10 Consecutive Days of Production	Up to 150.00 Day		Film related fees are not under the purview of KTOP and should be referenced in the EWD section.
7 Film Permit for Short Subject Production	50.00 Day		Film related fees are not under the purview of KTOP and should be referenced in the EWD section.
8 Film Permit for Television Production	150.00 Day		Film related fees are not under the purview of KTOP and should be referenced in the EWD section.
9 Film Permit for Industrial Production	100.00 Day		Film related fees are not under the purview of KTOP and should be referenced in the EWD section.

FINANCE DEPARTMENT
FY 2024-25-MASTER FEE SCHEDULE

EXHIBIT A: A-3



City of Oakland
Master Fee Schedule
Effective July 1, 2024

FEE DESCRIPTION	FEE	UNIT	FEE UNIT	% Change	Justification for Fee Change
FINANCIAL MANAGEMENT					
E. ACCESS FEE FOR WARRANTS IN PRIVATE STORAGE	5.00	Each			Remove Fee from MFS (Obsolete)
E. F. COUNTY COLLECTION FEE FOR LIENS	1.73%	Of Delinquent Charge			Update section letter
G. AUTOMATED TELLER MACHINE (ATM) ENCROACHMENT FEE	1,000.00	Per Year			Remove Fee from MFS (Obsolete)
F. H COLLECTION FEE ON DELINQUENT ACCOUNTS	315.00	Per Delinquent Account	\$324.00	2.86%	Update section letter Approved COLA (3%)
1. Accounts with a balance of \$315 \$324 or more					
2. Accounts with a balance less than \$315 \$324		Per Delinquent Account	100% of Collection Dollar Amount of Account (up to balance of \$323.99)	2.86%	Approved COLA (3%)
G. I BUSINESS LICENSE VERIFICATION FEE	42.00	Request	\$43.00	2.38%	Approved COLA (3%)
H. J INFORMATION RELATING TO BUSINESS TAX CERTIFICATES	120.00	Per Hour, or Fraction thereof plus cost of materials			Update section letter
I. K NEW BUSINESS REGISTRATION	99.00	Per New Established Business	\$100.00	1.01%	Approved COLA (3%)
J. L RECORDATION AND TECHNOLOGY FEE	5.00	Per New Business License & Per Business License Renewal			Update section letter
K. M CERTIFICATE FOR NON-PROFIT BUSINESS	29.00	Per Certificate			Update section letter
L. N DUPLICATE RELEASE OF LIEN	170.00	Per Lien	\$175.00	2.94%	Approved COLA (3%)
M. O PARKING PROMISSORY NOTE ADMINISTRATIVE FEE INDIGENT	5.00	Per Note			Update section letter
N. P PARKING PROMISSORY NOTE ADMINISTRATIVE FEE FOR NON-INDIGENT	25.00	Per Note			Update section letter
O. Q PARKING PROMISSORY NOTE MAINTENANCE FEE PER NON-INDIGENT	100.00	Per Note	\$103.00	3.00%	Approved COLA (3%)
R. SERVICE FEE FOR BILLING OUTSIDE PARTIES OR AGENCIES FOR WORK PERFORMED					Fee is duplicative. Currently administered by the Department of Transportation
1. Parking Meter Repair Worker	48.00	Hour			Fee is duplicative. Currently administered by the Department of Transportation
P. S ADMINISTRATIVE SERVICE CHARGE AS ALLOWED BY OAKLAND MUNICIPAL CODE SECTION 4.20.070 (Release of Lien)	170.00	Per Lien	\$175.00	2.94%	Approved COLA (3%), Added descriptor language
Q. T ADMINISTRATIVE SERVICE CHARGE AS ALLOWED BY OAKLAND MUNICIPAL CODE SECTION 5.04.180 (Business Tax certificates)	29.00	Per Duplicate Certificate			Added descriptor language
R. U ADMINISTRATIVE SERVICE CHARGE AS ALLOWED BY OAKLAND MUNICIPAL CODE SECTION 5.04.260 (Collection by Special Tax Roll)	170.00	Per Lien	\$175.00	2.94%	Approved COLA (3%), Added descriptor language

S. V NOTICE OF VIOLATION FEE - NON PROCURMENT OF A BUSINESS CERTIFICATE	162.00 Per Issuance	\$165.00	2.47% Approved COLA (3%)
T. W CITYWIDE LIEN ADMINISTRATION FEE	170.00 Per Lien	\$175.00	2.94% Approved COLA (3%)
U. X DEMAND LETTER / RESEARCH & PROCESSING FEE	170.00 Per Request	\$175.00	2.94% Approved COLA (3%)
V. Y ADMINISTRATIVE FEE FOR PROMISSORY NOTES	135.00 Per Note	\$139.00	2.96% Approved COLA (3%)
W. Z CREDIT CARD CONVENIENCE FEE TRANSACTION FEES 1 Credit Card Convenience Fee 2 ACH Check Fee	3.00 Per Transaction 15.00 Notarized Signature	At Cost At Cost	To actualize fluctuating cost To actualize fluctuating cost To actualize fluctuating cost Update section letter
X. AA NOTARY FEE			Update section letter
Y. AB FINANCIAL REPORTS (RETIREMENT) 1 Oakland Police & Fire Retirement System 2 Oakland Municipal Employees' Retirement System	\$5.51 per report up to 30 pages + \$0.28 per page in excess of 30 page \$5.51 per report up to 30 pages + \$0.28 per page in excess of 30 page	\$5.67 per report up to 30 pages + \$0.28 per page in excess of 30 page \$5.67 per report up to 30 pages + \$0.28 per page in excess of 30 page	2.90% Approved COLA (3%) 2.90% Approved COLA (3%)
Z. AC WORKER'S COMPENSATION FINANCIAL REPORTS (RISK) AA. AD RISK MANAGEMENT INSURANCE FEES AB. AE EXCESS LITTER FEE- The City Administration Office AC. AF RE-ISSUE OF W2 FORM AD. AG COLLECTIONS COURT APPROVED LEGAL FEES PER COURT ORDER 2 Standard Court Services (Other Courts, Bay Area Counties)	5.00 Form 45.00 Per Job	\$50.00	Update section letter Update section letter Update section letter, remove CAO reference Update section letter 11.11% To cover full amount charged to City by current contractor (Interceptor)

POLICE DEPARTMENT (OPD)
FY 2024-25-MASTER FEE SCHEDULE

EXHIBIT A: A-4



City of Oakland
Master Fee Schedule
Effective July 1, 2024

POLICE DEPARTMENT

FEE DESCRIPTION	FEE UNIT	% Change	Justification for Fee Change
-----------------	----------	----------	------------------------------

A. BICYCLE LICENSE (MANDATORY)			
1. Original (OMC 12-60.02)	8.40 Year		The department no longer charges for section A. Bicycle License.
2. Duplicate (OMC 12-60.03)	8.40 Year		The department no longer charges for section A. Bicycle License.
3. Transfer of (CDC 39008)	8.40 Year		The department no longer charges for section A. Bicycle License.
A.B. APPLICATION FILING FEE FOR A PERMIT, CERTIFICATE OR IDENTIFICATION EMBLEM AS REQUIRED BY THE OAKLAND MUNICIPAL CODE OR THE OAKLAND TRAFFIC CODE SECTION CHAPTERS 5.48 and 5.52			
1 Oakland Municipal Code			
a. Pedler's Police Certificate	67.25 Certificate	2.89% 3% COLA	Section letter updated for alphabetical order, updated wording to "Chapters"
1 Annual Renewal	22.70	2.86% 3% COLA	
b. Private Watchman Permit - Private Patrol Service	175.10 Permit	2.92% 3% COLA, updated wording	
1 Annual Renewal	68.15	2.93% 3% COLA	
c. Secure Digital Identification Card	34.00 Card	2.94% 3% COLA	
1 Replacement of Digital Identification Card	34.00	2.94% 3% COLA	
d. Oakland Traffic Code Sound Truck Permit	11.00 Permit		The Sound Truck permit service fee falls under the Economic Workforce Development Department, under 12.56 OM
B.C. INVESTIGATION OF AN APPLICATION FOR A PERMIT AS REQUIRED BY OAKLAND MUNICIPAL CODE			
1 Permit			Section letter updated for alphabetical order
a. Closeout Sale (30 Days)	180.81 Permit	2.92% 3% COLA	
C.D. APPLICATION FILING FEE FOR A CALIFORNIA LICENSE TO CARRY A CONCEALED PISTOL, REVOLVER OR OTHER FIREARM AS ALLOWED BY SECTION 12054 26155 OF THE CALIFORNIA PENAL CODE			
1 Initial Permit (Non-refundable)	186.25		
2 Annual Renewal (Non-refundable)	122.20	2.91% 3% COLA, Section letter updated for alphabetical order, updated section code.	
D.E. FIREARMS DEALER PERMIT AS REQUIRED BY OAKLAND MUNICIPAL CODE SECTION 5.26.040 AND PC26700			
1 Initial Permit (Non-refundable)	874.4		Section letter updated for alphabetical order
2 Annual Renewal (Non-refundable)	584.8	2.91% 3% COLA	
E.F. INVESTIGATION OF A PETITION TO SEAL AN ARREST RECORD PURSUANT TO CALIFORNIA PENAL CODE SECTION 851.91			
1 Initial Investigation	45.45	2.97% 3% COLA, Section letter updated for alphabetical order	
F.G. REPORTS			
1 Screened Traffic Accident Report	20.00 Report	2.91% 3% COLA	Section letter updated for alphabetical order
G.H. PHOTOGRAPHS			
1 4" x 6" Color Photograph	1.54	2.60% 3% COLA	Section letter updated for alphabetical order
2 8" x 10" Color	6.15	2.44% 3% COLA	
3 4" x 6" Photograph as Requested by Public Defender or Court Appointed Counsel	5.15	2.91% 3% COLA	
4 Digital Photos			
H.I. FEE FOR PROCESSING SECONDHAND DEALER JUNK DEALER, AND JUNK COLLECTOR LICENSE AS REQUIRED BY SECTION 21640 OF THE CALIFORNIA BUSINESS AND PROFESSIONS CODE			
1 Annual Renewal Fee	64.9	2.93% 3% COLA	Section letter updated for alphabetical order
I.J. SERVICE FEE FOR THE ABATEMENT AND REMOVAL OF ABANDONED, WRECKED, DISMANTLED OR INOPERATIVE VEHICLES OR PARTS THEREOF PURSUANT TO OAKLAND MUNICIPAL CODE CHAPTER 10.64.			
1 Labor / Processing Fee	43.25	2.89% 3% COLA, Section letter updated for alphabetical order	
3 CD/DVD	14	2.50% 3% COLA	Section letter updated for alphabetical order
	5.15	2.91% 3% COLA	



City of Oakland
Master Fee Schedule
Effective July 1, 2024

POLICE DEPARTMENT

FEE DESCRIPTION	FEE UNIT	% Change	Justification for Fee Change
-----------------	----------	----------	------------------------------

K.L. FEES FOR SERVICES PROVIDED RELATED TO PRISONERS, UNLESS OTHERWISE AUTHORIZED BY AGREEMENT OR LAW OR UNLESS CALIFORNIA HIGHWAY PATROL PRISONER

L.M. IDENTIFICATION SERVICE FEE			
1. Chemical Test	27.66 Test	2.96% 3% COLA	Section letter updated for alphabetical order
2. License and Permit Fingerprint Rolling Fee (Resident)	33.00 Each	2.94% 3% COLA	Section letter updated for alphabetical order
3. Clearance Letter	33.00 Request	2.94% 3% COLA	
4. License and Permit Fingerprint Rolling Fee (Non-Resident)	44.10 Each	2.00% 3% COLA	
M.N. APPLICATION FILING FEE FOR A TRI-AXLE VEHICLE PERMIT (THREE MONTH PERMIT)	110.25 Permit	2.86% 3% COLA	Section letter updated for alphabetical order

N.O. RECOVERY OF EMERGENCY RESPONSE EXPENSES AS ALLOWED BY CALIFORNIA GOVERNMENT CODE SECTIONS 53150 - 53157

O.P. SIGNS CONTAINING VISUAL AND VERBAL WARNING AS REQUIRED BY OMC SECTION 6-8.150	16.00 Sign	2.91% 3% COLA	Section letter updated for alphabetical order
---	------------	---------------	---

P.Q. VEHICLE RELEASES			
1. Administrative Fee Authorized by Vehicle Code Section 22850.5 for Towing / Impounding, and Releasing Vehicles Towed / Impounded or Held Under Authority of Division 11, Chapter 10, of the Vehicle Code with the Exception of Vehicle Code Section 22851C	170.00 Vehicle		Section letter updated for alphabetical order
2. Non-refundable Administrative Fee Authorized by Vehicle Code Section 22850.5 for Towing / Impounding, and Releasing Vehicles Towed / Impounded or Held Under Authority of Division 11, Chapter 10, of the Vehicle Code with the Exception of Vehicle Code Section 22851C	40.00 Vehicle	2.86% 3% COLA	
3. Administrative Fee Authorized by Vehicle Code Section 22850.5 for Processing and Authorizing Access to Vehicles Impounded or Stored by the Police Department	16.00 Vehicle / Access	2.91% 3% COLA	
4. Repossession Fee Authorized by Government Code Section 41612 and Oakland Municipal Code 5.70.050 for the receipt and filing of Repossession Reports pursuant to Section 28 of the Vehicle Code	16.00 Vehicle	2.91% 3% COLA	

Q.R. POLICE SERVICE FEES FOR PARADES, SPECIAL EVENTS OR SHORT TERM ENCROACHMENT PERMITS			
R.S. SPECIAL POLICE SERVICES FEE (PUBLIC DISTURBANCE, NUISANCE FEE, ETC.)			
S.T. EXTRA LEGAL LOAD			
1. Single Trip	20.00 Each	2.91% 3% COLA	Section letter updated for alphabetical order
2. Multiple Trip	90.00 Each	2.96% 3% COLA	Section letter updated for alphabetical order
T.U. SUBPOENA WITNESS FEE - CIVIL	35.00 Day + 20/mile both ways		
U.V. SUBPOENA WITNESS FEE - GRAND JURY OR CORONER'S JURY	12.00 Day + 20/mile both ways		
V.X. SUBPOENA WITNESS FEE - SWORN OR CIVILIAN EMPLOYEE IN THEIR CAPACITY APPEARING FOR THE CITY OF OAKLAND IN A CIVIL CASE (S27.5 paid with subpoena and refunded or supplemented as needed to recover actual costs. See Cal. Gov't Code section 68096.1)	276.00 Day w/ subpoena		Final fee is "actual cost, see Cal. Gov't Code section 68096.1
W.Y. FALSE ALARM PROGRAM			
X.Z. CRIME ANALYSIS PROGRAM			
1. Orthographic Map (aerial photographic view of the area)	105.00 Map	2.91% 3% COLA	Section letter updated for alphabetical order
Y.AA. ALCOHOLIC BEVERAGE RETAIL ESTABLISHMENT FEE			
Z.AB. ACADEMY TRAINING			
AA.AC. BACKGROUND INVESTIGATIONS			
AB.AD. TOBACCO RETAIL ESTABLISHMENT FEE			
AE. SPECIAL EVENT FEES (As allowed in OMC section 9.52)			
1. Encroachment Permits	50.00 Permit		MFS increases will be provided by the Economic & Workforce Development Department (EWDD).



City of Oakland
Master Fee Schedule
Effective July 1, 2024

POLICE DEPARTMENT

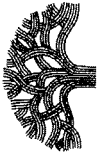


% Change
Justification for Fee Change

FEE DESCRIPTION	FEE UNIT	FEE UNIT	% Change	Justification for Fee Change
2 Special Event				
a. Small Event (50 to 100 people)	60.00 Event			
b. Medium Event (101 to 300 people)	140.00 Event			
c. Large Event (301 or more people)	270.00 Event			
d. Parade/Festival/Permit	470.00 Event			
AC.AF - BICYCLE DIVERSION PROGRAM				
1 Bicycle Diversion Administrative Fee	45.00 Event	46.35		Section letter updated for alphabetical order 2.91% 3% COLA
AD.AG - CRIMINALISTICS LABORATORY FEES				
1 Drug Analysis				
a. Single Exhibit Case	137.81 Simple Drug case	142		Section letter updated for alphabetical order 2.91% 3% COLA
b. 2-4 Exhibit Case	220.50 Moderate Drug case	227		2.95% 3% COLA
c. 5 Exhibit or Greater Case	386.31 Complex Drug case	369		2.86% 3% COLA
d. Marijuana / Hemp Differentiation (Qualitative)	110.25 cannabis exhibit	113.55		2.90% 3% COLA
e. Marijuana / Hemp Differentiation (Quantitative)	275.63 cannabis exhibit	284		2.91% 3% COLA
f. Inventory Audit, Setup Only	165.38 setup	170.35		2.95% 3% COLA
g. Inventory Audit	126.79 hourly	130.5		2.92% 3% COLA
2 Firearms Examination				
a. Test Fire Gun	166.38 Test Fire	170.85		2.84% 3% COLA
b. Comparison	576.81 Comparison	596.70		2.92% 3% COLA
c. Operability Testing	137.81 Test	142.00		3.00% 3% COLA
d. Trajectory Analysis, 1 Day Scene	3,583.13 Scene	3,691.00		2.95% 3% COLA
e. Trajectory Analysis, per extra day or analyst	1,047.38 extra day or analyst	1,079.50		2.92% 3% COLA
3 Forensic Biology Examination				
a. Exam/Body Fluid Testing Only (per swab, <10 casings)	330.75 case	340.65		2.98% 3% COLA
b. Exam/Body Fluid Testing Small Item (e.g. shoe, shirt, firearm, car swabs, 10-49 casings)	413.44 case	425.85		2.91% 3% COLA
c. Exam/Body Fluid Testing Large Item (e.g. bedsheet, car seat covers, 50+ casings)	486.13 case	511		2.91% 3% COLA
d. DNA Analysis Quant (digestion, extraction, quant, report, including COVID testing)	826.98 case	851.7		2.91% 3% COLA
e. DNA Analysis Quant per each additional sample	82.69 case	85		2.72% 3% COLA
f. DNA Analysis STR Typing (Quant + DNA typing, interp. report)	1,626.18 case	1,675		2.91% 3% COLA
g. DNA Analysis STR Typing per each additional sample	185.38 ea addl sample	170.35		2.92% 3% COLA
4 Latent Print Examination				
a. AFIS - 1 to 5 latents	605.38 case	624.5		2.90% 3% COLA
b. AFIS - 6 to 10 latents	1,242.76 case	1,250		2.98% 3% COLA
c. AFIS - 11+ latents	1,819.13 case	1,875		2.98% 3% COLA
d. Comparison - 1 to 5 latents	489.13 case	511		2.91% 3% COLA
e. Comparison - 6 to 10 latents	982.26 case	1,022		2.91% 3% COLA
f. Comparison - 11+ latents	1,488.38 case	1,533		2.91% 3% COLA
g. Processing - 1 to 5 items	1,102.50 case	1,135		2.86% 3% COLA
h. Processing - 1 to 5 items	2,205.00 case	2,271.5		2.93% 3% COLA
i. Processing - 11+ items	3,307.50 case	3,409.5		2.99% 3% COLA
5 Labwide				
a. Discovery Packet/Generation	110.25 case	113.55		2.91% 3% COLA
b. Rush Request	551.25 analysis in each discipline requested	568		2.95% 3% COLA
c. Testimony, Training or Crime Scene Callout, Technician	88.00 hour	90.7		2.98% 3% COLA
d. Testimony, Training or Crime Scene Callout, Criminalist I	110.25 hour	113.6		2.95% 3% COLA
e. Testimony, Training or Crime Scene Callout, Criminalist II	126.79 hour	130.6		2.92% 3% COLA
f. Testimony, Training or Crime Scene Callout, Criminalist III	143.33 hour	147.7		2.96% 3% COLA
g. Testimony, Training or Crime Scene Callout, Laboratory Manager	182.84 hour	186.75		2.92% 3% COLA
h. Testimony, Training or Crime Scene Callout, Latent Print Examiner II	121.28 hour	125		2.98% 3% COLA
i. Testimony, Training or Crime Scene Callout, Latent Print Examiner III	137.81 hour	142		2.95% 3% COLA

FIRE DEPARTMENT (OFD)
FY 2024-25-MASTER FEE SCHEDULE

EXHIBIT A: A-5



**City of Oakland
Master Fee Schedule
Effective July 1, 2024**

FIRE DEPARTMENT

Justification for Fee Change

% Change

FEE UNIT

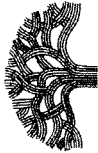
FEE UNIT

FEE DESCRIPTION

ADMINISTRATION PERMITS

A. OPERATIONAL PERMITS as required by the Oakland Fire Code

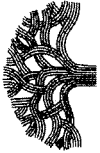
1	Aerosol Product Level 2 and Level 3	242.00 Year	249.00	2.89%	Approved COLA Increase
2	Amusement Buildings	242.00 Per Bldg/Instance	249.00	2.89%	Approved COLA Increase
3	Aviation Facilities				
	a. Aircraft Repair/Service Hanger	242.00 Year/Hanger	249.00	2.89%	Approved COLA Increase
	b. Aircraft Refueling Vehicle	242.00 Year/Vehicle	249.00	2.89%	Approved COLA Increase
4	Carnival/Fair/Circus	242.00 Instance	249.00	2.89%	Approved COLA Increase
5	Cellulose Nitrate Film	242.00 Year	249.00	2.89%	Approved COLA Increase
6	Christmas Tree Lots	242.00 Each	249.00	2.89%	Approved COLA Increase
7	Combustible Dust Producing Operations	242.00 Year	249.00	2.89%	Approved COLA Increase
8	Combustible Fibers	242.00 Year	249.00	2.89%	Approved COLA Increase
9	Combustible Liquids (CL) - Class II or III Liquids - Store, Handle, Use, Dispense, and/or Temporarily Place Tank Out of Service	242.00 Year	249.00	2.89%	Approved COLA Increase
10	Combustible Materials (Store/Handle)	242.00 Year	249.00	2.89%	Approved COLA Increase
11	Compressed Gases (storage, use & handling of flammable and non-flammable compressed gases)	242.00 Year	249.00	2.89%	Approved COLA Increase
12	Corrosive Materials (storage, use & handling)	242.00 Year	249.00	2.89%	Approved COLA Increase
13	Covered Mail Buildings				
	a. Use of Open Flame	242.00 Year/Instance	249.00	2.89%	Approved COLA Increase
	b. Display liquid- or Gas Fired Equipment	242.00 Year/Instance	249.00	2.89%	Approved COLA Increase
	c. Placement of Concession Equipment	242.00 Year/Instance	249.00	2.89%	Approved COLA Increase
	d. Display of Highly Combustible Goods	242.00 Year/Instance	249.00	2.89%	Approved COLA Increase
14	Cryogenic Fluids	242.00 Year	249.00	2.89%	Approved COLA Increase
15	Cutting/Welding/Hot works	242.00 Year	249.00	2.89%	Approved COLA Increase
16	Exhibits & Trade Shows	242.00 Year	249.00	2.89%	Approved COLA Increase
17	Explosives: Store, Handle, Transport, Use	242.00 Year	249.00	2.89%	Approved COLA Increase
18	Fire Hydrants & Valves, Use of	242.00 Instance	249.00	2.89%	Approved COLA Increase
19	Fireworks Public Display - One Time	242.00 Instance	249.00	2.89%	Approved COLA Increase
20	Flammable Liquids - Store, Handle, Use, Dispense	242.00 Year	249.00	2.89%	Approved COLA Increase
21	Flammable Finishes (spray, dip, powder-coating, etc.)	242.00 Instance	249.00	2.89%	Approved COLA Increase
22	Food Truck	242.00 Year	249.00	2.89%	Approved COLA Increase
23	Fruit/Crop Ripening	242.00 Year	249.00	2.89%	Approved COLA Increase
24	Hazardous Materials	242.00 Year	249.00	2.89%	Approved COLA Increase
25	High-Piled Storage	242.00 Year	249.00	2.89%	Approved COLA Increase
26	Hot Work/Welding/Cutting Operations	242.00 Year/Instance	249.00	2.89%	Approved COLA Increase
27	Industrial Ovens	242.00 Year	249.00	2.89%	Approved COLA Increase
28	Lumber Yards	242.00 Year	249.00	2.89%	Approved COLA Increase
29	Liquid/Gas Fueled Vehicles/Equipment in Assembly Buildings	242.00 Vehicle/Instance	249.00	2.89%	Approved COLA Increase
30	Liquid Petroleum Gas (LPG)				
	a. Storage or Use of	242.00 Year	249.00	2.89%	Approved COLA Increase
	b. Cargo Tanker Transport	242.00 Year/Truck	249.00	2.89%	Approved COLA Increase
31	Magnesium (Melt, Cast, Heat-treat, Grind)	242.00 Year	249.00	2.89%	Approved COLA Increase
32	Miscellaneous Combustible Storage	242.00 Year	249.00	2.89%	Approved COLA Increase
33	Non-Profit Special Event	242.00 Instance	249.00	2.89%	Approved COLA Increase
34	Open Burning	242.00 Instance	249.00	2.89%	Approved COLA Increase
35	Open Flames, Candles, and Torches				
	a. Paint Removal	242.00 Year	249.00	2.89%	Approved COLA Increase
	b. Used in Wildfire Risk Area	242.00 Instance	249.00	2.89%	Approved COLA Increase
	c. Assembly, Restaurant/Drinking Establishments	242.00 Year	249.00	2.89%	Approved COLA Increase
	d. Ceremonial	242.00 Instance	249.00	2.89%	Approved COLA Increase



**City of Oakland
Master Fee Schedule
Effective July 1, 2024**

FIRE DEPARTMENT

FEE DESCRIPTION	FEE	UNIT	FEE UNIT	% Change	Justification for Fee Change
e. Public Exhibition/Demonstration	242.00	Instance	249.00	2.89%	Approved COLA Increase
f. Outdoor Cooking Establishment/Vendor	242.00	Year	249.00	2.89%	Approved COLA Increase
g. Application of Roof Covering	242.00	Instance	249.00	2.89%	Approved COLA Increase
36 Places of Assembly (50 + persons)	242.00	Year/Instance	249.00	2.89%	Approved COLA Increase
37 Pyrotechnic Special Effects Material (Use and Handling)	242.00	Instance	249.00	2.89%	Approved COLA Increase
38 Pyroxylin Plastics: Storage or Handling	242.00	Year	249.00	2.89%	Approved COLA Increase
39 Refrigeration Equipment (Operation of)	242.00	Year	249.00	2.89%	Approved COLA Increase
40 Repair Garages	242.00	Year	249.00	2.89%	Approved COLA Increase
41 Roof Top Heliports	242.00	Year	249.00	2.89%	Approved COLA Increase
42 Spraying or Dipping Operations	242.00	Year	249.00	2.89%	Approved COLA Increase
43 Tents, Canopies, and/or Temporary Membrane Structures	242.00	Structure	249.00	2.89%	Approved COLA Increase
44 Tires					
a. Rebuilding and/or Re-threading	242.00	Year	249.00	2.89%	Approved COLA Increase
b. Storage of Spare Tires and Tire Byproducts	242.00	Year	249.00	2.89%	Approved COLA Increase
45 Waste Handling Plants/Recycler (wrecking yards, junk yards, waste handling facilities)	242.00	Year	249.00	2.89%	Approved COLA Increase
46 Wood products/Mill	242.00	Year	249.00	2.89%	Approved COLA Increase
B. CONSTRUCTION PERMITS as required by the Oakland Fire Code					
1 Plan Review	697.00	Base Fee / Hr	717.00	2.87%	Approved COLA Increase
2 Expedited Plan Review Charge	1045.00	PH	1076.00	2.97%	Approved COLA Increase
3 Automatic Fire Extinguishing Systems Installation - All 13 Systems	697.00	PH	717.00	2.87%	Approved COLA Increase
4 All Pre-Engineered Systems (FM200, UL300, etc.)	697.00	PH	717.00	2.87%	Approved COLA Increase
5 Private Hydrant/Dry Horizontal Standpipe	697.00	PH	717.00	2.87%	Approved COLA Increase
6 Underground Mains/Feeds	697.00	PH	717.00	2.87%	Approved COLA Increase
7 Fire Pumps and Related Equipment	697.00	PH	717.00	2.87%	Approved COLA Increase
8 System Modification/Repairs - Tenant Improvement (TI)	697.00	PH	717.00	2.87%	Approved COLA Increase
9 Battery System Installation	697.00	PH	717.00	2.87%	Approved COLA Increase
10 Combustible and Flammable Liquids System Installation (C/L) - Class II or III Liquids	697.00	PH	717.00	2.87%	Approved COLA Increase
11 Compressed Gases Installation, Repair, Abandon, Remove or placed temporarily out of service, or Closed or Modified)	697.00	PH	717.00	2.87%	Approved COLA Increase
12 Cryogenic Fluids (Installation or Alteration to Outdoor Storage Systems)	697.00	PH	717.00	2.87%	Approved COLA Increase
13 Emergency Responder Radio Coverage System (Installation or Modification)	697.00	PH	717.00	2.87%	Approved COLA Increase
14 Fire Alarm and Detection Systems and related Equipment	697.00	PH	717.00	2.87%	Approved COLA Increase
15 Fire Pumps and Related Equipment	697.00	PH	717.00	2.87%	Approved COLA Increase
16 Hazardous Materials (Install, Repair, Abandon, Remove, Place Temp out of service, or Close or Substantially Modify a Storage Facility)	697.00	PH	717.00	2.87%	Approved COLA Increase
17 Industrial Ovens	697.00	PH	717.00	2.87%	Approved COLA Increase
18 Spraying or Dipping Booth, Tank or Room	697.00	PH	717.00	2.87%	Approved COLA Increase
19 Standpipe System:	697.00	PH	717.00	2.87%	Approved COLA Increase
20 Tents, Canopies, and/or Temporary Membrane Structures (installation or construct)	697.00	PH	717.00	2.87%	Approved COLA Increase
21 Evacuation					
a. Fire Safety Plan	697.00	PH	717.00	2.87%	Approved COLA Increase
b. Evacuation Map/Plan	697.00	PH	717.00	2.87%	Approved COLA Increase
22 Miscellaneous					
a. Zoning Requests	697.00	PH	717.00	2.87%	Approved COLA Increase
b. Parcel Map Waiver Review	697.00	PH	717.00	2.87%	Approved COLA Increase
c. Tentative Parcel Map	697.00	PH	717.00	2.87%	Approved COLA Increase
d. Site Utility Review	697.00	PH	717.00	2.87%	Approved COLA Increase



City of Oakland
Master Fee Schedule
Effective July 1, 2024

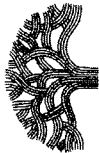
FIRE DEPARTMENT

FEE DESCRIPTION	FEE	UNIT	FEE UNIT	% Change	Justification for Fee Change
e. EBMUD Meter Approval	697.00	P/H	717.00	2.87%	Approved COLA Increase
f. As-Builts	697.00	P/H	717.00	2.87%	Approved COLA Increase
g. Resubmittals	697.00	P/H	717.00	2.87%	Approved COLA Increase
24 Security Bars					
a. New/Existing Bedroom Window Security Bar Installations/Retrofitting					
1. First Unit	95.00	Permit	95.00	2.15%	Approved COLA Increase
b. Certification of Compliance - Contractor Certified Installations					
1. Permit Fee - First Unit	42.00	Permit	43.00	2.38%	Approved COLA Increase
2. Permit Fee - Two or More Units	16.00	Each	16.00		
25 Consultation Requested For Preliminary Review Of Improvements And Construction Projects (One-Hour Minimum)	697.00	P/H	717.00	2.87%	Approved COLA Increase
26 Processing Request For Alternate Materials Or Method Of Construction (AMMR)					
a. Grade I - Code Deviations Requiring Limited Staff Time	697.00	P/H	717.00	2.87%	Approved COLA Increase
b. Grade II - Code Violations Found During Plan Checking or Field Inspection	697.00	P/H	717.00	2.87%	Approved COLA Increase
c. Grade III - Appeals Regarding Code Requirements When Projects are Still in the Design Stage	697.00	P/H	717.00	2.87%	Approved COLA Increase

INSPECTIONS

Inspections are authorized under the California Fire Code as adopted by the City of Oakland. Fees are charged in accordance with Government Code Section 66014.

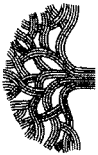
A. INSPECTION CONDUCTED BY FIRE INSPECTOR					
1. INSPECTION CONDUCTED BY FIRE INSPECTOR	486.00	P/H	500.00	2.88%	Approved COLA Increase
B. AFTER HOURS INSPECTION CONDUCTED BY FIRE INSPECTOR					
1. AFTER HOURS INSPECTION CONDUCTED BY FIRE INSPECTOR	730.00	P/H - 2.5 MIN	751.00	2.88%	Approved COLA Increase
C. INSPECTION CONDUCTED BY FPB - RESIDENTIAL GROUP R-2 OCCUPANCIES					
1. INSPECTION CONDUCTED BY FPB - RESIDENTIAL GROUP R-2	486.00	P/H	500.00	2.88%	Approved COLA Increase
E. COMPLAINT INSPECTION					
1. COMPLAINT INSPECTION	486.00	P/H	500.00	2.88%	Approved COLA Increase
G. EDUCATIONAL FACILITIES INSPECTIONS					
1. EDUCATIONAL FACILITIES INSPECTIONS	486.00	P/H	500.00	2.88%	Approved COLA Increase
H. HIGH-RISE BUILDINGS INSPECTIONS (Occupiable space => 75 feet above point of access)					
1. HIGH-RISE BUILDINGS INSPECTIONS (Occupiable space => 75 feet above point of access)	486.00	P/H	500.00	2.88%	Approved COLA Increase
2. HIGH-RISE BUILDINGS INSPECTIONS (Occupiable space => 75 feet above point of access)	486.00	P/H	500.00	2.88%	Approved COLA Increase
I. MID-RISE BUILDINGS INSPECTIONS => 4 stories (Floor of Penthouse excluded as a Story for Residential Property Only, Not Classified as a High-Rise)					
1. MID-RISE BUILDINGS INSPECTIONS => 4 stories (Floor of Penthouse excluded as a Story for Residential Property Only, Not Classified as a High-Rise)	486.00	P/H	500.00	2.88%	Approved COLA Increase
K. CARE FACILITIES defined by Oakland Fire Code Chapter 2					
1. New/Modified Care Facility as Identified by Department of Social Services					
a. Adult Residential Facilities					



City of Oakland
Master Fee Schedule
Effective July 1, 2024

FIRE DEPARTMENT

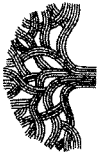
FEE DESCRIPTION	FEE	UNIT	FEE	UNIT	% Change	Justification for Fee Change
1 Proposed Facility Inspection 25 or less persons	486.00	P/H	500.00		2.88%	Approved COLA Increase
2 Proposed Facility Inspection 26 or more persons	486.00	P/H	500.00		2.88%	Approved COLA Increase
3 State Final Fire Clearance Request	486.00	P/H	500.00		2.88%	Approved COLA Increase
b. Congregate Living Health Facilities						
1 Proposed Facility Inspection 25 or less persons	486.00	P/H	500.00		2.88%	Approved COLA Increase
2 Proposed Facility Inspection 26 or more persons	486.00	P/H	500.00		2.88%	Approved COLA Increase
3 State Final Fire Clearance Request	486.00	P/H	500.00		2.88%	Approved COLA Increase
c. Foster Family Homes						
1 Proposed Facility Inspection 25 or less persons	486.00	P/H	500.00		2.88%	Approved COLA Increase
2 Proposed Facility Inspection 26 or more persons	486.00	P/H	500.00		2.88%	Approved COLA Increase
3 State Final Fire Clearance Request	486.00	P/H	500.00		2.88%	Approved COLA Increase
d. Group Homes						
1 Proposed Facility Inspection 25 or less persons	486.00	P/H	500.00		2.88%	Approved COLA Increase
2 Proposed Facility Inspection 26 or more persons	486.00	P/H	500.00		2.88%	Approved COLA Increase
3 State Final Fire Clearance Request	486.00	P/H	500.00		2.88%	Approved COLA Increase
e. Intermediate Care for Developmentally Disabled Habilitative						
1 Proposed Facility Inspection 25 or less persons	486.00	P/H	500.00		2.88%	Approved COLA Increase
2 Proposed Facility Inspection 26 or more persons	486.00	P/H	500.00		2.88%	Approved COLA Increase
3 State Final Fire Clearance Request	486.00	P/H	500.00		2.88%	Approved COLA Increase
f. Intermediate Care for Developmentally Disabled Nursing						
1 Proposed Facility Inspection 25 or less persons	486.00	P/H	500.00		2.88%	Approved COLA Increase
2 Proposed Facility Inspection 26 or more persons	486.00	P/H	500.00		2.88%	Approved COLA Increase
3 State Final Fire Clearance Request	486.00	P/H	500.00		2.88%	Approved COLA Increase
g. Nurseries						
1 Proposed Facility Inspection 25 or less persons	486.00	P/H	500.00		2.88%	Approved COLA Increase
2 Proposed Facility Inspection 26 or more persons	486.00	P/H	500.00		2.88%	Approved COLA Increase
3 State Final Fire Clearance Request	486.00	P/H	500.00		2.88%	Approved COLA Increase
h. Residential Care for Elderly (RCFE)						
1 Proposed Facility Inspection 25 or less persons	486.00	P/H	500.00		2.88%	Approved COLA Increase
2 Proposed Facility Inspection 26 or more persons	486.00	P/H	500.00		2.88%	Approved COLA Increase
3 State Final Fire Clearance Request	486.00	P/H	500.00		2.88%	Approved COLA Increase
i. Chronically ill						
1 Proposed Facility Inspection 25 or less persons	486.00	P/H	500.00		2.88%	Approved COLA Increase
2 Proposed Facility Inspection 26 or more persons	486.00	P/H	500.00		2.88%	Approved COLA Increase
3 State Final Fire Clearance Request	486.00	P/H	500.00		2.88%	Approved COLA Increase
j. Rehabilitation Houses						
1 Halfway Houses						
a. Proposed Facility Inspection 25 or less persons	486.00	P/H	500.00		2.88%	Approved COLA Increase
b. Proposed Facility Inspection 26 or more persons	486.00	P/H	500.00		2.88%	Approved COLA Increase
c. State Final Fire Clearance Request	486.00	P/H	500.00		2.88%	Approved COLA Increase
2 Community Correctional Centers						
a. Proposed Facility Inspection 25 or less persons	486.00	P/H	500.00		2.88%	Approved COLA Increase
b. Proposed Facility Inspection 26 or more persons	486.00	P/H	500.00		2.88%	Approved COLA Increase
c. State Final Fire Clearance Request	486.00	P/H	500.00		2.88%	Approved COLA Increase
3 Community Correction Reentry Centers						
a. Proposed Facility Inspection 25 or less persons	486.00	P/H	500.00		2.88%	Approved COLA Increase
b. Proposed Facility Inspection 26 or more persons	486.00	P/H	500.00		2.88%	Approved COLA Increase
c. State Final Fire Clearance Request	486.00	P/H	500.00		2.88%	Approved COLA Increase
4 Community Treatment Programs						
a. Proposed Facility Inspection 25 or less persons	486.00	P/H	500.00		2.88%	Approved COLA Increase
b. Proposed Facility Inspection 26 or more persons	486.00	P/H	500.00		2.88%	Approved COLA Increase
c. State Final Fire Clearance Request	486.00	P/H	500.00		2.88%	Approved COLA Increase
5 Work Furlough Programs						
a. Proposed Facility Inspection 25 or less persons	486.00	P/H	500.00		2.88%	Approved COLA Increase
b. Proposed Facility Inspection 26 or more persons	486.00	P/H	500.00		2.88%	Approved COLA Increase



City of Oakland
Master Fee Schedule
Effective July 1, 2024

FIRE DEPARTMENT

FEE DESCRIPTION	FEE	UNIT	FEE UNIT	% Change	Justification for Fee Change
6 c. State Final Fire Clearance Request	486.00	P/H	500.00	2.88%	Approved COLA Increase
a. Alcoholism or Drug Abuse Recover/Treatment					
1. Proposed Facility Inspection 25 or less persons	486.00	P/H	500.00	2.88%	Approved COLA Increase
2. Proposed Facility Inspection 26 or more persons	486.00	P/H	500.00	2.88%	Approved COLA Increase
b. Proposed Facility Inspection 26 or more persons	486.00	P/H	500.00	2.88%	Approved COLA Increase
c. State Final Fire Clearance Request	486.00	P/H	500.00	2.88%	Approved COLA Increase
k. Hospitals	486.00	P/H	500.00	2.88%	Approved COLA Increase
l. Nursing Homes	486.00	P/H	500.00	2.88%	Approved COLA Increase
m. Mental Hospitals	486.00	P/H	500.00	2.88%	Approved COLA Increase
n. Detoxification Facilities	486.00	P/H	500.00	2.88%	Approved COLA Increase
o. Jail	486.00	P/H	500.00	2.88%	Approved COLA Increase
p. Prison	486.00	P/H	500.00	2.88%	Approved COLA Increase
q. Reformatories	486.00	P/H	500.00	2.88%	Approved COLA Increase
r. Detention Center	486.00	P/H	500.00	2.88%	Approved COLA Increase
s. Correctional Centers	486.00	P/H	500.00	2.88%	Approved COLA Increase
t. Juvenile Hall	486.00	P/H	500.00	2.88%	Approved COLA Increase
u. Adult Day Care					
1. Proposed Facility Inspection 25 or less persons	486.00	P/H	500.00	2.88%	Approved COLA Increase
2. Proposed Facility Inspection 26 or more persons	486.00	P/H	500.00	2.88%	Approved COLA Increase
3. State Final Fire Clearance Request	486.00	P/H	500.00	2.88%	Approved COLA Increase
v. Adult Day Care Support					
1. Proposed Facility Inspection 26 or more persons	486.00	P/H	500.00	2.88%	Approved COLA Increase
4. Pre-Inspection for Fire Safety	486.00	P/H	500.00	2.88%	Approved COLA Increase
w. Family Day-care Homes					
1. Proposed Facility Inspection 26 or more children	486.00	P/H	500.00	2.88%	Approved COLA Increase
4. Pre-Inspection for Fire Safety	486.00	P/H	500.00	2.88%	Approved COLA Increase
x. Day Care Center For Mildly ILL Children					
1. Proposed Facility Inspection 25 or less persons	486.00	P/H	500.00	2.88%	Approved COLA Increase
2. Proposed Facility Inspection 26 or more persons	486.00	P/H	500.00	2.88%	Approved COLA Increase
3. State Final Fire Clearance Request	486.00	P/H	500.00	2.88%	Approved COLA Increase
y. Infant Care Center					
1. Proposed Facility Inspection 25 or less persons	486.00	P/H	500.00	2.88%	Approved COLA Increase
2. Proposed Facility Inspection 26 or more persons	486.00	P/H	500.00	2.88%	Approved COLA Increase
3. State Final Fire Clearance Request	486.00	P/H	500.00	2.88%	Approved COLA Increase
z. School Aged Child Day Care					
1. Proposed Facility Inspection 25 or less persons	486.00	P/H	500.00	2.88%	Approved COLA Increase
2. Proposed Facility Inspection 26 or more persons	486.00	P/H	500.00	2.88%	Approved COLA Increase
3. State Final Fire Clearance Request	486.00	P/H	500.00	2.88%	Approved COLA Increase
aa. All Other State/County Fire Clearance Requests					
2 EXISTING CARE FACILITY					
a. Residential Care for the Elderly (RCFE) (Pursuant to Health and Safety Code Section 1569.84, neither the State Fire Marshal nor any local public entity shall charge any fee for enforcing fire inspection regulations pursuant to state law or regulations or local ordinance, with respect to residential-care facilities for the elderly (RCFE) which service six or fewer persons)					
1. Seven or more persons	486.00	P/H	500.00	2.88%	Approved COLA Increase
b. All others Classifications	486.00	P/H	500.00	2.88%	Approved COLA Increase
L. SECURITY BARS Inspection/Investigation Fees	486.00	P/H	500.00	2.88%	Approved COLA Increase
M. COMPLIANCE PLAN INSPECTIONS (Verify/Monitor Progress)					
1. Seven or more persons	486.00	P/H	500.00	2.88%	Approved COLA Increase
b. All others Classifications	486.00	P/H	500.00	2.88%	Approved COLA Increase



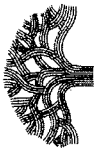
City of Oakland
Master Fee Schedule
Effective July 1, 2024

FIRE DEPARTMENT

FEE DESCRIPTION	FEE	UNIT	FEE UNIT	% Change	Justification for Fee Change
N. COMMENCE OR COMPLETE WORK FOR WHICH PERMITS ARE REQUIRED BY THE OAKLAND FIRE CODE WITHOUT FIRST HAVING OBTAINED THE REQUIRED PERMITS & INSPECTIONS					
2. Investigation/Inspection of Unpermitted Work	486.00	P/H	500.00	2.88%	Approved COLA Increase
HAZARDOUS MATERIALS MANAGEMENT					
<i>Inspections are authorized under the California Fire Code as adopted by the City of Oakland. Fees are charged in accordance with Government Code Section 66014.</i>					
A. HAZARDOUS MATERIALS INSPECTION					
B. AFTER HOURS HAZARDOUS MATERIALS INSPECTION	486.00	P/H	500.00	2.88%	Approved COLA Increase
C. SPILLS, LEAKS AND CONTAMINATED SITES Spills, Leaks and Contaminated Sites Oversight (Hourly Fee)	730.00	P/H - 2.5 MIN	751.00	2.88%	Approved COLA Increase
D. TANK/PIPELINES PERMITS - ALL TANK TYPES	488.00	P/H	500.00	2.88%	Approved COLA Increase
1 Tank/Pipelines Permits - Plan Review (Installation, Modification, and/or Removal)	697.00	P/H	717.00	2.87%	Approved COLA Increase
2 Tank/Pipelines Permits - Inspection (Installation, Modification, and/or Removal)	697.00	P/H	717.00	2.87%	Approved COLA Increase
E. HAZARDOUS MATERIALS - (Install, Repair, Abandon, Remove, Place Temporarily out of Service, Close, or Substantially Modify a Storage Facility or Area)					
1 Hazardous Materials - Plan Review	697.00	P/H	717.00	2.87%	Approved COLA Increase
2 Hazardous Materials - Expedited Plan Review	1045.00	P/H	1076.00	2.97%	Approved COLA Increase
HAZARDOUS FIRE AREA					
C. Re-inspection	486.00	Property	500.00	2.88%	Approved COLA Increase
PUBLIC EDUCATION/TRAINING					
A. EMERGENCY PREPAREDNESS PLANNING					
1 Private Business - Employee Training	145.00	Hour + Materials	149.00	2.76%	Approved COLA Increase
2 Public / Non-Profit Organization - Employee Training	100.00	Hour + Materials	103.00	3.00%	Approved COLA Increase

**PARKS AND RECREATION AND YOUTH DEVELOPMENT
FY 2024-25-MASTER FEE SCHEDULE**

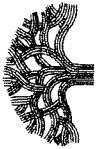
EXHIBIT A: A-6



City of Oakland
Master Fee Schedule
Effective July 1, 2024

**PARKS, RECREATION &
 YOUTH DEVELOPMENT**

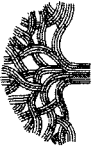
FEE DESCRIPTION	FEE UNIT	FEE	UNIT	% Change	Justification for Fee Change
ADMINISTRATION					
B. PARK USE PERMITS					
3 Picnic & Related Event Rates (Residents) (4-Hr Minimum)					
c. 100-299 Patrons	35.00 Hour	36.00			3.00% Approved COLA
d. 300-499 Patrons	55.00 Hour	56.00			3.00% Approved COLA
e. 500-999 Patrons	90.00 Hour	92.00			3.00% Approved COLA
4 Picnic & Related Event Rates (Non-Residents) (4-Hr Minimum)					
c. 100-299 Patrons	42.00 Hour	43.00			3.00% Approved COLA
d. 300-499 Patrons	66.00 Hour	67.00			3.00% Approved COLA
e. 500-999 Patrons	108.00 Hour	111.00			3.00% Approved COLA
f. Each additional Hour	55.00 Hour	56.00			3.00% Approved COLA
7 Diamond (4 hr Minimum, \$15 per hour each additional hour)					
c. Diamond Grove Overflow					
1 With Rental	100.00 w / Rental	103.00			3.00% Approved COLA
8 Joaquin Miller Park (4 hr Minimum)					
a. Park Picnic Reservation (Residents)					
1 Baywood	40.00 Per Hour	41.00			3.00% Approved COLA
2 Fire Circle	35.00 Per Hour	36.00			3.00% Approved COLA
5 Cascade Wedding Site					
a. First Two Hours (Two Hour Minimum)	130.00 Per Hour	133.00			3.00% Approved COLA
b. Each Additional Hour	80.00 Per Hour	81.00			3.00% Approved COLA
b. Park Picnic Reservation (Non-Residents) (4 hr Minimum)					
1 Baywood	48.00 Per Hour	49.00			3.00% Approved COLA
2 Fire Circle	42.00 Per Hour	43.00			3.00% Approved COLA
5 Cascade Wedding Site					
a. First Two Hours (Two Hour Minimum)	156.00 Per Hour	160.00			3.00% Approved COLA
b. Each Additional Hour	72.00 Per Hour	74.00			3.00% Approved COLA
c. Deposits (Residents/Nonresidents)					
1 Cascade Wedding Site	150.00 Day	154.00			3.00% Approved COLA
2 Other Designated / Undesignated Sites	75.00 Day	77.00			3.00% Approved COLA
9 Deposits (Picnics & Related Events)					
b. 300-499 Patrons	150.00 Day	154.00			3.00% Approved COLA
c. 500-999 Patrons	250.00 Day	257.00			3.00% Approved COLA
d. 1000 or more Patrons	500.00 Day	515.00			3.00% Approved COLA
10 Knowland Park (These Fees are Included for Information Only)					
a. Deposit	100.00 Day	103.00			3.00% Approved COLA
b. Family and Group Sites	150.00 Day	154.00			3.00% Approved COLA
c. Cancellation Fee					
1 Less Than 30 Days Before Reservation Date	100.00 Day	103.00			3.00% Approved COLA
11 Park Use Permit for Special Events (Fairs, Exhibits, Festivals, Concerts, Rallies, Sporting Events, Runs, Walks and Related Activities) (4 hr Minimum)					
a. Rates					
2 100-299 Patrons	40.00 Per Hour	41.00			3.00% Approved COLA
3 300-499 Patrons	65.00 Per Hour	66.00			3.00% Approved COLA
4 500-1,000 Patrons	127.50 Per Hour	131.00			3.00% Approved COLA
b. Rates - Nonresidents					
1 Up to 99 Patrons	36.00 Hour	37.00			3.00% Approved COLA
2 100-299 Patrons	48.00 Hour	49.00			3.00% Approved COLA
3 300-499 Patrons	78.00 Hour	80.00			3.00% Approved COLA
4 500-1,000 Patrons	153.00 Hour	157.00			3.00% Approved COLA



City of Oakland
Master Fee Schedule
Effective July 1, 2024

**PARKS, RECREATION &
 YOUTH DEVELOPMENT**

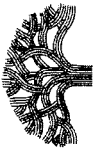
FEE DESCRIPTION	FEE UNIT	FEE	UNIT	% Change	Justification for Fee Change
5 Over 1,000 Patrons	210.00 Hour	216.00		3.00%	Approved COLA
c. Deposit (Special Events)					
1 Up to 299 Patrons	300.00 Day	309.00		3.00%	Approved COLA
2 300-499 Patrons	500.00 Day	515.00		3.00%	Approved COLA
3 500 Over Patrons	1000.00 Day	1030.00		3.00%	Approved COLA
d. Cancellation					Corrected Type
12 Lakeside Park Bandstand					
a. Rates (Residents)					
1 Two hr Minimum	130.00 Per Hour	133.00		3.00%	Approved COLA
2 Additional Hours	60.00 Per Hour	61.00		3.00%	Approved COLA
b. Rates (Nonresidents)					
1 Two hr Minimum	156.00 Per Hour	160.00		3.00%	Approved COLA
2 Additional Hours	72.00 Per Hour	74.00		3.00%	Approved COLA
14 Non-Profit Groups with License Agreement					Adding this section to allow for negotiated fees with non-profit groups with license agreements.
C. RENTAL FACILITIES					
2 Indoor					
a. Lodges: Sequoia Lodge, Leona Lodge (4 hr Minimum Required Every Day)					
1 Residents: 6 a.m. - 12 Midnight (Monday-Thursday)	80.00 Hour	82.00		3.00%	Approved COLA
2 Residents: 6 a.m. - 12 Midnight (Friday, Saturday, Sunday)	90.00 Hour	92.00		3.00%	Approved COLA
3 Residents: 12 Midnight - 1 a.m. (Friday/Saturday)	95.00 Hour	97.00		3.00%	Approved COLA
4 Nonresidents: 6 a.m. - 12 Midnight (Monday-Thursday)	96.00 Hour	98.00		3.00%	Approved COLA
5 Nonresidents: 6 a.m. - 12 Midnight (Friday, Saturday, Sunday)	108.00 Hour	111.00		3.00%	Approved COLA
6 Nonresidents: 12 Midnight - 1 am (Fridays/Saturdays)	114.00 Hour	117.00		3.00%	Approved COLA
7 Non-Profit 6 a.m. - 12 Midnight (Monday through Thursday)	65.00 Hour	66.00		3.00%	Approved COLA
8 Non-Profit: 6 a.m. - 12 Midnight (Friday, Saturday, Sunday)	75.00 Hour	77.00		3.00%	Approved COLA
9 Non-Profit: 12 Midnight - 1 a.m. (Fridays/Saturdays)	110.00 Hour	113.00		3.00%	Approved COLA
10 Corporate: 6 a.m.-12 Midnight (Monday-Thursday)	110.00 Hour	113.00		3.00%	Approved COLA
11 Corporate: 6 a.m.-12 Midnight (Friday, Saturday, Sunday)	120.00 Hour	123.00		3.00%	Approved COLA
12 Corporate: 12 Midnight-1 am (Fridays, Saturdays)	135.00 Hour	139.00		3.00%	Approved COLA
13 Deposit	300.00 Event	309.00		3.00%	Approved COLA
14 Holiday Surcharge (For Christmas Day, New Year's Day, Memorial Day, Independence Day, Thanksgiving Day, Presidents' Day and Labor Day)	25.00 Hour	26.00		3.00%	Approved COLA



City of Oakland
Master Fee Schedule
Effective July 1, 2024

**PARKS, RECREATION &
 YOUTH DEVELOPMENT**

FEE DESCRIPTION	FEE	UNIT	% Change	Justification for Fee Change
16 Late Charge - When Event Continues Past 1 am	250.00	Hour		3.00% Approved COLA
b. Sailboat House (4 hr Minimum Required Every Day)				
1 Residents 6 a.m. - 12 Midnight (Monday - Thursday)	87.00	Hour		3.00% Approved COLA
2 Residents 6 a.m.-12 Midnight (Friday, Saturday, Sunday)	97.00	Hour		3.00% Approved COLA
3 Residents 12 Midnight - 1 am (Fridays, Saturdays)	113.00	Hour		3.00% Approved COLA
4 Nonresidents 6 a.m. - 12 Midnight (Monday-Thursday)	105.00	Hour		3.00% Approved COLA
5 Nonresidents 6 a.m. - 12 Midnight (Friday, Saturday, Sunday)	117.00	Hour		3.00% Approved COLA
6 Nonresidents 12 Midnight - 1 am (Fridays, Saturdays)	135.00	Hour		3.00% Approved COLA
7 Non-Profit: 6 a.m. - 12 Midnight (Monday - Thursday)	66.00	Hour		3.00% Approved COLA
8 Non-Profit 12 Midnight - 1 a.m. (Friday, Sunday)	77.00	Hour		3.00% Approved COLA
9 Non-Profit: 12 Midnight - 1 a.m. (Friday, Saturday)	113.00	Hour		3.00% Approved COLA
10 Corporate 6 a.m.-12 Midnight (Monday - Thursday)	113.00	Hour		3.00% Approved COLA
11 Corporate 6 a.m. - 12 Midnight (Friday, Saturday, Sunday)	123.00	Hour		3.00% Approved COLA
12 Corporate 12 Midnight-1 a.m. (Fridays, Saturdays)	144.00	Hour		3.00% Approved COLA
14 Late Charge - When Event Continues Past 1 am	257.00	Hour		3.00% Approved COLA
c. Garden Center Rental Rates				
1 Vista Room or Ebell Room (4 hr Minimum Every Day)				
a. Resident: 6 am - 12 Midnight (Monday - Thursday)	87.00	Hour		3.00% Approved COLA
b. Resident: 6 am - 12 Midnight (Friday, Saturday, Sunday)	97.00	Hour		3.00% Approved COLA
c. Resident: 12 Midnight - 1 am (Friday, Saturday)	113.00	Hour		3.00% Approved COLA
e. Nonresident: 6 am - 12 Midnight (Monday - Thursday)	105.00	Hour		3.00% Approved COLA
f. Nonresident: 6 am - 12 Midnight (Friday, Saturday, Sunday)	117.00	Hour		3.00% Approved COLA
g. Nonresident: 12 Midnight - 1 am (Friday, Saturday)	135.00	Hour		3.00% Approved COLA
h. Non-Profit: 6 am - 12 Midnight (Monday - Thursday)	66.00	Hour		3.00% Approved COLA
i. Non-Profit: 6 am - 12 Midnight (Friday, Saturday, Sunday)	77.00	Hour		3.00% Approved COLA
j. Non-Profit: 12 Midnight - 1 am (Fridays, Saturdays)	113.00	Hour		3.00% Approved COLA

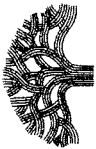


City of Oakland
Master Fee Schedule
Effective July 1, 2024

**PARKS, RECREATION &
 YOUTH DEVELOPMENT**

FEE DESCRIPTION

FEE DESCRIPTION	FEE	UNIT	% Change	Justification for Fee Change
Corporate: 6 am - 12 Midnight (Monday - Thursday)	110.00	Hour		
Corporate: 6 am - 12 Midnight (Friday, Saturday, Sunday)	123.00	Hour	3.00%	Approved COLA
Corporate: 12 Midnight - 1 am (Friday, Saturday)	144.00	Hour	3.00%	Approved COLA
2 Garden Room (4 hr Minimum Every Day)				
a. Resident: 6 am - 12 Midnight (Monday - Thursday)	82.00	Hour	3.00%	Approved COLA
b. Resident: 6 am - 12 Midnight (Friday, Saturday, Sunday)	82.00	Hour	3.00%	Approved COLA
c. Resident: 12 Midnight - 1 am (Friday, Saturday)	92.00	Hour	3.00%	Approved COLA
e. Nonresident: 6 am - 12 Midnight (Monday - Thursday)	92.00	Hour	3.00%	Approved COLA
f. Nonresident: 6 am - 12 Midnight (Friday, Saturday, Sunday)	98.00	Hour	3.00%	Approved COLA
g. Nonresident: 12 Midnight - 1 am (Friday, Saturday)	111.00	Hour	3.00%	Approved COLA
h. Non-Profit: 6 am - 12 Midnight (Monday - Thursday)	67.00	Hour	3.00%	Approved COLA
i. Non-Profit: 6 am - 12 Midnight (Friday, Saturday, Sunday)	77.00	Hour	3.00%	Approved COLA
j. Non-Profit: 12 Midnight - 1 am (Fridays/Saturdays)	87.00	Hour	3.00%	Approved COLA
k. Corporate: 6 am - 12 Midnight (Monday - Thursday)	97.00	Hour	3.00%	Approved COLA
l. Corporate: 6 am - 12 Midnight (Friday, Saturday, Sunday)	103.00	Hour	3.00%	Approved COLA
m. Corporate: 12 Midnight - 1 am (Friday, Saturday)	113.00	Hour	3.00%	Approved COLA
3 Japanese Garden with Garden Room (2 hr Minimum Every Day)				
a. Resident: 6 am - 12 Midnight (Monday - Thursday)	130.00	Hour	3.00%	Approved COLA
b. Resident: 6 am - 12 Midnight (Friday, Saturday, Sunday)	133.00	Hour	3.00%	Approved COLA
c. Resident: 12 Midnight - 1 am (Friday, Saturday)	164.00	Hour	3.00%	Approved COLA
d. Garden Club: 6 am - 12 Midnight (Monday - Sunday)	51.00	Hour	3.00%	Approved COLA
e. Nonresident: 6 am - 12 Midnight (Monday - Thursday)	160.00	Hour	3.00%	Approved COLA
f. Nonresident: 6 am - 12 Midnight (Friday, Saturday, Sunday)	160.00	Hour	3.00%	Approved COLA
g. Nonresident: 12 Midnight - 1 am (Friday, Saturday)	195.00	Hour	3.00%	Approved COLA
h. Non-Profit: 6 am - 12 Midnight (Monday - Thursday)	107.00	Hour	3.00%	Approved COLA
i. Non-Profit: 6 am - 12 Midnight (Friday, Saturday, Sunday)	107.00	Hour	3.00%	Approved COLA

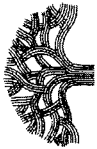


City of Oakland
Master Fee Schedule
Effective July 1, 2024

**PARKS, RECREATION &
 YOUTH DEVELOPMENT**

FEE DESCRIPTION

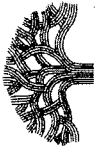
FEE DESCRIPTION	FEE UNIT	FEE	UNIT	% Change	Justification for Fee Change
j. Non-Profit: 12 Midnight - 1 am (Friday, Saturdays)	134.00 Hour	138.00		3.00%	Approved COLA
k. Corporate: 6 am - 12 Midnight (Monday - Thursday)	175.00 Hour	180.00		3.00%	Approved COLA
l. Corporate: 6 am - 12 Midnight (Friday, Saturday, Sunday)	195.00 Hour	200.00		3.00%	Approved COLA
m. Corporate: 12 Midnight - 1 am (Friday, Saturday)	215.00 Hour	221.00		3.00%	Approved COLA
4 Garden Center - Entire Building - Vista, Ebell, Garden Rooms and Large Kitchen (4 hr Minimum Every Day)					
a. Resident: 6 am - 12 Midnight (Monday - Thursday)	260.00 Hour	267.00		3.00%	Approved COLA
b. Resident: 6 am - 12 Midnight (Friday, Saturday, Sunday)	280.00 Hour	287.00		3.00%	Approved COLA
c. Resident: 12 Midnight - 1 am (Friday, Saturday)	270.00 Hour	278.00		3.00%	Approved COLA
d. Garden Club: 6 am - 12 Midnight (Monday - Sunday)	125.00 Hour	128.00		3.00%	Approved COLA
e. Nonresident: 6 am - 12 Midnight (Monday - Thursday)	320.00 Hour	329.00		3.00%	Approved COLA
f. Nonresident: 6 am - 12 Midnight (Friday, Saturday, Sunday)	320.00 Hour	329.00		3.00%	Approved COLA
g. Nonresident: 12 Midnight - 1 am (Friday, Saturday)	340.00 Hour	350.00		3.00%	Approved COLA
h. Non-Profit: 6 am - 12 Midnight (Monday - Thursday)	208.00 Hour	214.00		3.00%	Approved COLA
i. Non-Profit: 6 am - 12 Midnight (Friday, Saturday, Sunday)	208.00 Hour	214.00		3.00%	Approved COLA
j. Non-Profit: 12 Midnight - 1 am (Friday, Saturdays)	216.00 Hour	222.00		3.00%	Approved COLA
k. Corporate: 6 am - 12 Midnight (Monday - Thursday)	384.00 Hour	395.00		3.00%	Approved COLA
l. Corporate: 6 am - 12 Midnight (Friday, Saturday, Sunday)	384.00 Hour	395.00		3.00%	Approved COLA
m. Corporate: 12 Midnight - 1 am (Friday, Saturday)	408.00 Hour	420.00		3.00%	Approved COLA
n. Small Kitchen	30.00 Per Use	31.00		3.00%	Approved COLA
o. Large Kitchen	50.00 Per Use	51.00		3.00%	Approved COLA
p. Locker	35.00 Per Year	36.00		3.00%	Approved COLA
5 Kitchen Use (4 hr Minimum Every Day)					
a. Small Kitchen-Resident/Non-profit					
1 With Room Rental	50.00 Use	51.00		3.00%	Approved COLA
2 Without Room Rental	50.00 Hour	51.00		3.00%	Approved COLA
b. Small Kitchen-Nonresident/Corporate					
1 With Room Rental	60.00 Hour	61.00		3.00%	Approved COLA
2 Without Room Rental	60.00 Use	61.00		3.00%	Approved COLA
c. Small Kitchen - Garden Clubs	30.00 Use	31.00		3.00%	Approved COLA
d. Large Kitchen-Resident/Non-profit					
1 With Room Rental	125.00 Use	128.00		3.00%	Approved COLA
2 Without Room Rental	100.00 Hour	103.00		3.00%	Approved COLA
e. Large Kitchen-Nonresident/Corporate					
1 With Room Rental	145.00 Use	149.00		3.00%	Approved COLA



City of Oakland
Master Fee Schedule
Effective July 1, 2024

PARKS, RECREATION & YOUTH DEVELOPMENT

FEE DESCRIPTION	FEE	UNIT	% Change	Justification for Fee Change
2 Without Room Rental	123.00	120.00 Hour	3.00%	Approved COLA
f. Large Kitchen - Garden Clubs	51.00	50.00 Use	3.00%	Approved COLA
6 Mandatory Setup/Tear-down Fee	154.00	150.00 Use	3.00%	Approved COLA
a. One Room (Per Rental)	77.00	75.00 Use/Room	3.00%	Approved COLA
b. Each Additional Room (Per Rental)	51.00	50.00 First Two Hrs	3.00%	Approved COLA
7 Bridal Room	309.00	300.00 Event	3.00%	Approved COLA
a. Flat Fee	515.00	500.00 Event	3.00%	Approved COLA
a. One or Two Rooms	36.00	35.00 Year	3.00%	Approved COLA
b. More Than Two Rooms	257.00	250.00 Per Hour	3.00%	Approved COLA
9 Lockers - Garden Clubs				
11 Late Charge - When Event Continues Past 1 am				
Recreation Centers and Studio One Arts Center				
e. (2 hr Minimum weekdays, 4 hr Minimum Weekends)				
1 Multipurpose Room (2 hr Minimum Weekdays, 4 hr Minimum Weekends)				
e. Non-Profit: Monday - Thursday	41.00	40.00 Hour	3.00%	Approved COLA
f. Non-Profit: Friday, Saturday, Sunday	51.00	50.00 Hour	3.00%	Approved COLA
2 Meeting Room (2 hr Minimum Weekdays, 4 hr Minimum Weekends)				
a. Resident: Monday - Thursday	41.00	40.00 Hour	3.00%	Approved COLA
b. Resident: Friday, Saturday, Sunday	51.00	50.00 Hour	3.00%	Approved COLA
c. Nonresident: Monday - Thursday	49.00	48.00 Hour	3.00%	Approved COLA
d. Nonresident: Friday, Saturday, Sunday	61.00	60.00 Hour	3.00%	Approved COLA
g. Corporate: Monday - Thursday	51.00	50.00 Hour	3.00%	Approved COLA
h. Corporate: Friday, Saturday, Sunday	61.00	60.00 Hour	3.00%	Approved COLA
3 Gymnasium, Practice				
(2 hr Minimum Weekdays, 4 hr Minimum Weekends)				
a. Resident: Monday - Thursday	51.00	50.00 Hour	3.00%	Approved COLA
b. Resident: Friday, Saturday, Sunday	61.00	60.00 Hour	3.00%	Approved COLA
c. Nonresident: Monday - Thursday	74.00	72.00 Hour	3.00%	Approved COLA
d. Nonresident: Friday, Saturday, Sunday	46.00	45.00 Hour	3.00%	Approved COLA
e. Non-Profit: Monday - Thursday	56.00	55.00 Hour	3.00%	Approved COLA
f. Non-Profit: Friday, Saturday, Sunday				
5 Great/Upper Hall/Theater				
(2 hr Minimum Weekdays, 4 hr Minimum Weekends)				
a. Resident: Monday - Friday, 8am - 8pm	80.00	78.00 Hour	3.00%	Approved COLA
b. Resident: Friday (8pm-12 Midnight), Saturday/Sunday (9 am-12 Midnight)	82.00	80.00 Hour	3.00%	Approved COLA
c. Resident: 12 Midnight - 1 am (Friday/Saturday)	206.00	200.00 Hour	3.00%	Approved COLA
d. Nonresident: Monday - Friday, 8am - 8pm	80.00	78.00 Hour	3.00%	Approved COLA
e. Nonresident: Friday (8pm-12 Midnight), Saturday/Sunday (9 am-12 Midnight)	98.00	96.00 Hour	3.00%	Approved COLA
f. Nonresident: 12 Midnight - 1 am (Friday/Saturday)	247.00	240.00 Hour	3.00%	Approved COLA
g. Corporate: Monday - Thursday	120.00	117.00 Hour	3.00%	Approved COLA
h. Corporate: Friday, Saturday, Sunday	123.00	120.00 Hour	3.00%	Approved COLA



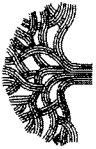
City of Oakland
Master Fee Schedule
Effective July 1, 2024

**PARKS, RECREATION &
 YOUTH DEVELOPMENT**

FEE DESCRIPTION

FEE	UNIT	% Change	Justification for Fee Change
-----	------	----------	------------------------------

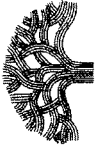
7	Courtyard (2 hr Minimum Weekdays, 4 hr Minimum Weekends)		
a.	Resident	100.00 Hour	3.00% Approved COLA
b.	Non-Resident	120.00 Hour	3.00% Approved COLA
c.	Non-Profit	80.00 Hour	3.00% Approved COLA
d.	Corporate	150.00 Hour	3.00% Approved COLA
9	Deposit		
b.	Meeting Rooms	200.00 Event	3.00% Approved COLA
c.	Gymnasiums	300.00 Event	3.00% Approved COLA
f.	Ranger Station Lobby (2 Hour Minimum)		
1	Group I (Resident)	40.00 Hour	3.00% Approved COLA
3	Group III (Non-Resident)	49.00 Hour	3.00% Approved COLA
4	Deposit	200.00 Use	3.00% Approved COLA
	Joaquin Miller Community Center (2 hr Minimum Required Everyday, Except as Noted)		
1	Conference Rooms A, B, C and Alcove		
a.	Residents	40.00 Hour	3.00% Approved COLA
b.	Nonresidents	45.00 Hour	3.00% Approved COLA
c.	Community Based/Non-Profit Organizations - Oakland Based (Pre-Approval Required)	35.00 Hour	3.00% Approved COLA
d.	Corporate	50.00 Hour	3.00% Approved COLA
2	Assembly Rooms (4 hr Minimum Required Every Day)		
a.	Residents - Assembly 1 or 2, Weekday (Monday-Thursday)	75.00 Hour	3.00% Approved COLA
b.	Residents - Assembly 1 or 2, Weekends (Friday-Sunday)	85.00 Hour	3.00% Approved COLA
c.	Nonresidents - Assembly 1 or 2, Weekday (Monday-Thursday)	90.00 Hour	3.00% Approved COLA
d.	Nonresidents - Assembly 1 or 2, Weekends (Friday-Sunday)	102.00 Hour	3.00% Approved COLA
e.	Non Profit Organizations, Weekdays (Monday-Thursday)	60.00 Hour	3.00% Approved COLA
f.	Non-Profit Organizations Weekends (Friday-Sunday)	70.00 Hour	3.00% Approved COLA
g.	Corporate Weekday (Monday-Thursday)	100.00 Hour	3.00% Approved COLA
h.	Corporate Weekends (Friday-Sunday)	110.00 Hour	3.00% Approved COLA
3	Assembly Rooms Combined (4 hr Minimum Required Every Day)		
a.	Residents Weekday (Monday-Thursday)	160.00 Hour	3.00% Approved COLA
b.	Residents Weekends (Friday-Sunday)	175.00 Hour	3.00% Approved COLA
c.	Nonresidents Weekday (Monday-Thursday)	197.00 Hour	3.00% Approved COLA
d.	Nonresidents Weekends (Friday-Sunday)	204.00 Hour	3.00% Approved COLA
e.	Non-Profit Organizations Weekdays (Monday-Thursday)	120.00 Hour	3.00% Approved COLA
f.	Non-Profit Organizations Weekends (Friday-Sunday)	140.00 Hour	3.00% Approved COLA
g.	Corporate Weekday (Monday-Thursday)	200.00 Hour	3.00% Approved COLA
h.	Corporate Weekends (Friday-Sunday)	210.00 Hour	3.00% Approved COLA



City of Oakland
Master Fee Schedule
Effective July 1, 2024

**PARKS, RECREATION &
 YOUTH DEVELOPMENT**

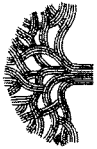
FEE DESCRIPTION	FEE UNIT	FEE	UNIT	% Change	Justification for Fee Change
4 Entire Building-Interior Rooms Only No Kitchen (4 hr Minimum Required Every Day)					
a. Residents	300.00 Hour	309.00			3.00% Approved COLA
b. Non-Residents	360.00 Hour	370.00			3.00% Approved COLA
c. Non-Profit Organizations	250.00 Hour	257.00			3.00% Approved COLA
d. Corporate	370.00 Hour	381.00			3.00% Approved COLA
5 Kitchen					
a. With Room Rental	125.00 Use	128.00			3.00% Approved COLA
b. Without Room Rental	100.00 Hour	103.00			3.00% Approved COLA
6 Deck					
a. Weddings Only, Residents (2 Hr Minimum)	150.00 Use	154.00			3.00% Approved COLA
b. Weddings Only, Non-Residents (2 Hr Minimum)	180.00 Use	185.00			3.00% Approved COLA
c. Other Use, Residents	85.00 Hour	87.00			3.00% Approved COLA
d. Other Use, Non-Residents	102.00 Hour	105.00			3.00% Approved COLA
7 Deposit					
a. Conference Rooms, One Assembly Room or the Alcove	300.00 Event	309.00			3.00% Approved COLA
b. Two Assembly Rooms or Combined Conference Rooms	400.00 Event	412.00			3.00% Approved COLA
c. Entire Building	600.00 Event	618.00			3.00% Approved COLA
8 Mandatory Setup/Tear-down	154.50 Day/ Room	159.00			3.00% Approved COLA
h. Lake Chabot Golf Course Clubroom (4 hr Minimum)					
1 Residents					
a. Main Club Room	125.00 Hour	128.00			3.00% Approved COLA
b. Main Club Room and Club Café	175.00 Hour	184.00			3.00% Approved COLA
c. Main Club Room, Café and Kitchen	200.00 Hour	206.00			3.00% Approved COLA
d. Major Holiday Surcharge until 6pm	75.00 Hour	77.00			3.00% Approved COLA
e. Major Holiday Surcharge 6pm - 12am	125.00 Hour	128.00			3.00% Approved COLA
2 Non-Residents					
a. Main Club Room	150.00 Hour	154.00			3.00% Approved COLA
b. Main Club Room and Club Café	200.00 Hour	206.00			3.00% Approved COLA
c. Main Club Room, Café and Kitchen	231.00	231.00			3.00% Approved COLA
d. Major Holiday Surcharge until 6pm	75.00 Hour	77.00			3.00% Approved COLA
e. Major Holiday Surcharge 6pm - 12am	125.00 Hour	128.00			3.00% Approved COLA
i. Jack London Aquatic Center (4 hr Minimum) 8 am to 1 am					
1 Residents - Monday-Thursday					
a. Main Room, Conference Rooms, Sun Room	190.00 Hour	195.00			3.00% Approved COLA
b. Sun Room	35.00 Hour	36.00			3.00% Approved COLA
2 Residents - Friday-Sunday					
a. Main Room, Conference Rooms, Sun Room	215.00 Hour	221.00			3.00% Approved COLA
b. Sun Room	40.00 Hour	41.00			3.00% Approved COLA
3 Non-Profit Organizations					
a. Main Room, Conference Rooms, Sun Room	165.00 Hour	169.00			3.00% Approved COLA
4 Non-Residents (Monday- Thursday)					
a. Main Room, Conference Rooms, Sun Room	228.00 Hour	234.00			3.00% Approved COLA
b. Sun Room	42.00 Hour	43.00			3.00% Approved COLA
5 Non-Residents (Friday- Sunday)					
a. Main Room, Conference Rooms, Sun Room	258.00 Hour	265.00			3.00% Approved COLA
b. Sun Room	43.00 Hour	49.00			3.00% Approved COLA
6 Corporate - Monday-Thursday					
a. Main Room, Conference Rooms, Sun Room	228.00 Hour	234.00			3.00% Approved COLA



City of Oakland
Master Fee Schedule
Effective July 1, 2024

**PARKS, RECREATION &
 YOUTH DEVELOPMENT**

FEE DESCRIPTION	FEE UNIT	FEE	UNIT	% Change	Justification for Fee Change
7 Corporate - Friday-Sunday	42.00 Hour	43.00			3.00% Approved COLA
a. Main Room, Conference Rooms, Sun Room					
8 Kitchen Use	255.00 Hour	265.00			3.00% Approved COLA
a. With Room Rental	125.00 Use	128.00			3.00% Approved COLA
b. Without Room Rental	100.00 Hour	103.00			3.00% Approved COLA
3 Outdoor					
Morcom Rose Garden (2 hr Minimum Required)					
a. 9 am - 8 pm, Mother's Day-October 31 Residents Cascading Falls, Pool Area, Florentine Garden, Upper Garden w/Platform, Undesignated Area	130.00 Hour/Area	133.00			3.00% Approved COLA
2 Each Additional Area	100.00 Hour/Area	103.00			3.00% Approved COLA
Morcom Rose Garden (2 hr Minimum Required)					
b. 9 am - 8 pm, Mother's Day-October 31 Non-Residents Cascading Falls, Pool Area, Florentine Garden, Upper Garden w/Platform, Undesignated Area					
1 Per Area	168.00 Hour/Area	160.00			3.00% Approved COLA
2 Each Additional Area	120.00 Hour/Area	123.00			3.00% Approved COLA
c. Woodminster Amphitheater					
1 Regular Usage - 2 Hour Minimum Per Date (Filming, Plays, Concerts, Etc.) by Resident Individual or Oakland-Based Group or Business	300.00 Hour	309.00			3.00% Approved COLA
a. Each Day Between 8 am - 5 pm	350.00 Hour	360.00			3.00% Approved COLA
b. Each Day Between 5 pm - 12 Midnight					
2 Regular Usage - 2 Hour Minimum Per Date (Filming, Plays, Concerts, Etc.) by Non-Resident Individual, Group or Business	325.00 Hour	334.00			3.00% Approved COLA
a. Each Day, 8 am - 5 pm	385.00 Hour	424.00			3.00% Approved COLA
b. Each Day, 5 pm - 12 Midnight					
3 Regular Usage (Filming, Plays, Concerts, Etc.) by Non-Profit Organizations (501c3 Required)					
a. Each Day Between 8 am - 5 pm	225.00 Hour	264.00			3.00% Approved COLA
b. Each Day Between 5 pm - Midnight	250.00 Hour	257.00			3.00% Approved COLA
5 Deposit	1000.00 Event	1030.00			3.00% Approved COLA
4 Other Facilities - Commercial Rates (Filming, Photography, Equipment Storage, etc.)					
a. Outdoors (Parking Lots, Parks, Open Space Areas) Requires Film Commission Approval in Writing					There is no Film Commission.
1 Video Production/Photography/Non-Profit					
a. Video Production	500.00 Day	515.00			3.00% Approved COLA
2 Commercial Advertising Production	1000.00 Day	1030.00			3.00% Approved COLA
3 Major Feature Production (Based Upon Type of Production)	1500.00 Day	1545.00			3.00% Approved COLA
4 Student, PSA, Documentary	150.00 Day	154.00			3.00% Approved COLA
5 Still Photography					
a. Low-Impact Fashion/Product	50.00 Hour	51.00			3.00% Approved COLA
b. Large Crew (>20), Major Props/Fashion/Product	500.00 Hour	515.00			3.00% Approved COLA
Indoors (Buildings)					
b. (4 hr Minimum Required for Every Day)	200.00 Hour	206.00			3.00% Approved COLA
c. Deposit	500.00 Use	515.00			3.00% Approved COLA
5 Dunsmuir - Hellman Historic Estates					

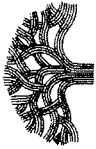


City of Oakland
Master Fee Schedule
Effective July 1, 2024

**PARKS, RECREATION &
 YOUTH DEVELOPMENT**

FEE DESCRIPTION

FEE DESCRIPTION	FEE	UNIT	% Change	Justification for Fee Change
Dinkelspiel House				
a. (5 hour minimum; \$100 each additional Hour)				
1 Conference Room A (Capacity 30 People)				
a. Residents Weekday (Tuesday-Thursday)	128.00	Event		3.00% Approved COLA
b. Non-Residents Weekday (Tuesday-Thursday)	154.00	Event		3.00% Approved COLA
c. Non-Profit Weekday (Tuesday-Thursday)	138.00	Event		3.00% Approved COLA
d. Corporate Weekday (Tuesday-Thursday)	206.00	Event		3.00% Approved COLA
2 Conference Room B (Capacity 20 People)				
a. Residents Weekday (Tuesday-Thursday)	103.00	Event		3.00% Approved COLA
b. Non-Residents Weekday (Tuesday-Thursday)	128.00	Event		3.00% Approved COLA
c. Non-Profit Weekday (Tuesday-Thursday)	92.00	Event		3.00% Approved COLA
d. Corporate Weekday (Tuesday thru Thursday)	154.00	Event		3.00% Approved COLA
3 Tea Room (Capacity 15 People)				
a. Residents Weekday (Tuesday-Thursday)	72.00	Event		3.00% Approved COLA
b. Non-Residents Weekday (Tuesday-Thursday)	87.00	Event		3.00% Approved COLA
c. Non-Profit Weekday (Tuesday-Thursday)	51.00	Event		3.00% Approved COLA
d. Corporate Weekday (Tuesday-Thursday)	113.00	Event		3.00% Approved COLA
4 Tea Garden (Capacity 50 People)				
a. Residents Weekday (Tuesday-Thursday)	206.00	Event		3.00% Approved COLA
b. Non-Residents Weekday (Tuesday-Thursday)	247.00	Event		3.00% Approved COLA
c. Non-Profit Weekday (Tuesday-Thursday)	154.00	Event		3.00% Approved COLA
d. Corporate Weekday (Tuesday-Thursday)	257.00	Event		3.00% Approved COLA
5 House and Tea Garden (Capacity 100 People)				
a. Residents Weekday (Tuesday-Thursday)	721.00	Event		3.00% Approved COLA
b. Residents Weekends (Friday-Sunday)	824.00	Event		3.00% Approved COLA
c. Non-Residents Weekday (Tuesday-Thursday)	775.00	Event		3.00% Approved COLA
d. Non-Residents Weekends (Friday-Sunday)	901.00	Event		3.00% Approved COLA
e. Non-Profit Weekday (Tuesday-Thursday)	618.00	Event		3.00% Approved COLA
f. Non-Profit Weekends (Friday-Sunday)	669.00	Event		3.00% Approved COLA
g. Corporate Weekday (Tuesday-Thursday)	875.00	Event		3.00% Approved COLA
h. Furniture Removal	309.00	Event		3.00% Approved COLA
i. Corporate Weekends (Friday-Sunday)	1004.00	Event		3.00% Approved COLA
Canopy- Capacity 210 People				
b. (Fees based on 6 hour minimum; \$100 each additional Hour)				
1 Residents Weekday (Tuesday-Thursday)	1751.00	Event		3.00% Approved COLA
2 Residents Weekends (Friday-Sunday)	2060.00	Event		3.00% Approved COLA
3 Non-Residents Weekday (Tuesday-Thursday)	2060.00	Event		3.00% Approved COLA
4 Non-Residents Weekends (Friday-Sunday)	2369.00	Event		3.00% Approved COLA
5 Non-Profit Weekday (Tuesday-Thursday)	1442.00	Event		3.00% Approved COLA
6 Non-Profit Weekends (Friday-Sunday)	1751.00	Event		3.00% Approved COLA
7 Corporate Weekday (Tuesday-Thursday)	2575.00	Event		3.00% Approved COLA
8 Corporate Weekends (Friday-Sunday)	3090.00	Event		3.00% Approved COLA
Meadow- Capacity 4,500 People				
c. (Fees based on 6 hour minimum; \$100 each additional Hour)				
1 Residents Weekday (Tuesday-Thursday)	2060.00	Event		3.00% Approved COLA
2 Residents Weekends (Friday-Sunday)	2575.00	Event		3.00% Approved COLA



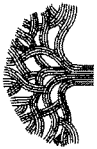
City of Oakland
Master Fee Schedule
Effective July 1, 2024

**PARKS, RECREATION &
 YOUTH DEVELOPMENT**

FEE DESCRIPTION

FEE DESCRIPTION	FEE	UNIT	% Change	Justification for Fee Change
-----------------	-----	------	----------	------------------------------

3 Non-Residents Weekday (Tuesday-Thursday)	2,300.00	Event		3.00% Approved COLA
4 Non-Residents Weekends (Friday-Sunday)	2,800.00	Event		3.00% Approved COLA
5 Non-Profit Weekday (Tuesday-Thursday)	2,000.00	Event		3.00% Approved COLA
6 Non-Profit Weekends (Friday-Sunday)	2,500.00	Event		3.00% Approved COLA
7 Corporate Weekday (Tuesday-Thursday)	4,000.00	Event		3.00% Approved COLA
8 Corporate Weekends (Friday-Sunday)	4,500.00	Event		3.00% Approved COLA
Pavilion- Capacity 275 People				
d. (Fees based on 6 hour minimum; \$100 each additional Hour)				
1 Residents Weekday (Tuesday-Thursday)	900.00	Event		3.00% Approved COLA
2 Residents Weekends (Friday-Sunday)	3,500.00	Event		3.00% Approved COLA
3 Non-Residents Weekday (Tuesday-Thursday)	1,500.00	Event		3.00% Approved COLA
4 Non-Residents Weekends (Friday-Sunday)	3,800.00	Event		3.00% Approved COLA
5 Non-Profit Weekday (Tuesday-Thursday)	750.00	Event		3.00% Approved COLA
6 Non-Profit Weekends (Friday-Sunday)	3,000.00	Event		3.00% Approved COLA
7 Corporate Weekday (Tuesday-Thursday)	1,500.00	Event		3.00% Approved COLA
8 Corporate Weekends (Friday-Sunday)	4,500.00	Event		3.00% Approved COLA
Carriage House & Lawn (Based on 6 hours)				
e.				
1 Residents Weekday (Tuesday-Thursday)	450.00	Event		3.00% Approved COLA
2 Residents Weekends (Friday-Sunday)	1,000.00	Event		3.00% Approved COLA
3 Non-Residents Weekday (Tuesday-Thursday)	500.00	Event		3.00% Approved COLA
4 Non-Residents Weekends (Friday-Sunday)	1,000.00	Event		3.00% Approved COLA
5 Non-Profit Weekday (Tuesday-Thursday)	450.00	Event		3.00% Approved COLA
6 Non-Profit Weekends (Friday-Sunday)	1,000.00	Event		3.00% Approved COLA
7 Corporate Weekday (Tuesday-Thursday)	850.00	Event		3.00% Approved COLA
8 Corporate Weekends (Friday-Sunday)	1,600.00	Event		3.00% Approved COLA
Mansion - Capacity 50 People				
f.				
1 Residents Weekday (Tuesday-Thursday)	1,500.00	Event		3.00% Approved COLA
2 Residents Weekends (Friday-Sunday)	2,700.00	Event		3.00% Approved COLA
3 Non-Residents Weekday (Tuesday-Thursday)	1,800.00	Event		3.00% Approved COLA
4 Non-Residents Weekends (Friday-Sunday)	3,300.00	Event		3.00% Approved COLA
5 Non-Profit Weekday (Tuesday-Thursday)	1,800.00	Event		3.00% Approved COLA
6 Non-Profit Weekends (Friday-Sunday)	3,000.00	Event		3.00% Approved COLA
7 Corporate Weekday (Tuesday-Thursday)	1,800.00	Event		3.00% Approved COLA
8 Corporate Weekends (Friday-Sunday)	3,000.00	Event		3.00% Approved COLA
Mansion Veranda- Capacity 50 People				
9. (Fees based on 6 hour minimum; \$100 each additional Hour)				
1 Residents Weekday (Tuesday-Thursday)	1,500.00	Event		3.00% Approved COLA
2 Residents Weekends (Friday-Sunday)	2,000.00	Event		3.00% Approved COLA
3 Non-Residents Weekday (Tuesday-Thursday)	2,000.00	Event		3.00% Approved COLA
4 Non-Residents Weekends (Friday-Sunday)	2,500.00	Event		3.00% Approved COLA
5 Non-Profit Weekday (Tuesday-Thursday)	1,800.00	Event		3.00% Approved COLA
6 Non-Profit Weekends (Friday-Sunday)	2,900.00	Event		3.00% Approved COLA
7 Corporate Weekday (Tuesday-Thursday)	2,500.00	Event		3.00% Approved COLA
8 Corporate Weekends (Friday-Sunday)	3,000.00	Event		3.00% Approved COLA
Mansion - Lawn - Capacity 275 People				
h.				
1 Residents Weekday (Tuesday-Thursday)	1,000.00	Event		3.00% Approved COLA
2 Residents Weekends (Friday-Sunday)	2,000.00	Event		3.00% Approved COLA
3 Non-Residents Weekday (Tuesday-Thursday)	1,200.00	Event		3.00% Approved COLA
4 Non-Residents Weekends (Friday-Sunday)	2,500.00	Event		3.00% Approved COLA
5 Non-Profit Weekday (Tuesday-Thursday)	800.00	Event		3.00% Approved COLA
6 Non-Profit Weekends (Friday-Sunday)	1,800.00	Event		3.00% Approved COLA
7 Corporate Weekday (Tuesday-Thursday)	2,500.00	Event		3.00% Approved COLA
8 Corporate Weekends (Friday-Sunday)	3,000.00	Event		3.00% Approved COLA
Milk Barn - Lawn - Capacity 100 People				
i.				
1 Residents Weekday (Tuesday-Thursday)	600.00	Event		3.00% Approved COLA

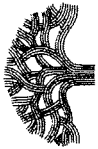


City of Oakland
Master Fee Schedule
Effective July 1, 2024

**PARKS, RECREATION &
 YOUTH DEVELOPMENT**

FEE DESCRIPTION

FEE DESCRIPTION	FEE UNIT	FEE	UNIT	% Change	Justification for Fee Change
2 Residents Weekends (Friday-Sunday)	800.00 Event	824.00			3.00% Approved COLA
3 Non-Residents Weekday (Tuesday-Thursday)	700.00 Event	721.00			3.00% Approved COLA
4 Non-Residents Weekends (Friday-Sunday)	900.00 Event	927.00			3.00% Approved COLA
5 Non-Profit Weekday (Tuesday-Thursday)	650.00 Event	669.00			3.00% Approved COLA
6 Non-Profit Weekends (Friday-Sunday)	850.00 Event	875.00			3.00% Approved COLA
7 Corporate Weekday (Tuesday-Thursday)	900.00 Event	927.00			3.00% Approved COLA
8 Corporate Weekends (Friday-Sunday)	1,200.00 Event	1,236.00			3.00% Approved COLA
j. North Pond - Capacity 100 People					
1 Residents Weekday (Tuesday-Thursday)	400.00 Event	412.00			3.00% Approved COLA
2 Residents Weekends (Friday-Sunday)	600.00 Event	618.00			3.00% Approved COLA
3 Non-Residents Weekday (Tuesday-Thursday)	500.00 Event	515.00			3.00% Approved COLA
4 Non-Residents Weekends (Friday-Sunday)	700.00 Event	721.00			3.00% Approved COLA
5 Non-Profit Weekday (Tuesday-Thursday)	400.00 Event	412.00			3.00% Approved COLA
6 Non-Profit Weekends (Friday-Sunday)	600.00 Event	618.00			3.00% Approved COLA
7 Corporate Weekday (Tuesday-Thursday)	600.00 Event	618.00			3.00% Approved COLA
8 Corporate Weekends (Friday-Sunday)	800.00 Event	824.00			3.00% Approved COLA
k. South Pond - Capacity 500 People					
1 Residents Weekday (Tuesday-Thursday)	1,500.00 Event	1,545.00			3.00% Approved COLA
2 Residents Weekends (Friday-Sunday)	2,000.00 Event	2,050.00			3.00% Approved COLA
3 Non-Residents Weekday (Tuesday-Thursday)	1,800.00 Event	1,854.00			3.00% Approved COLA
4 Non-Residents Weekends (Friday-Sunday)	2,300.00 Event	2,369.00			3.00% Approved COLA
5 Non-Profit Weekday (Tuesday-Thursday)	1,000.00 Event	1,030.00			3.00% Approved COLA
6 Non-Profit Weekends (Friday-Sunday)	1,800.00 Event	1,854.00			3.00% Approved COLA
7 Corporate Weekday (Tuesday-Thursday)	2,300.00 Event	2,369.00			3.00% Approved COLA
8 Corporate Weekends (Friday-Sunday)	2,500.00 Event	2,575.00			3.00% Approved COLA
Gate to Gate- Capacity 7,000 People					
l. (Fees based on 8 hour minimum; \$300 each additional Hour)					
1 Residents Weekday (Tuesday-Thursday)	7,500.00 Event	7,725.00			3.00% Approved COLA
2 Residents Weekends (Friday-Sunday)	9,500.00 Event	9,785.00			3.00% Approved COLA
3 Non-Residents Weekday (Tuesday-Thursday)	8,000.00 Event	8,240.00			3.00% Approved COLA
4 Non-Residents Weekends (Friday-Sunday)	10,000.00 Event	10,300.00			3.00% Approved COLA
Wedding & Reception					
m. (Fees based on 8 hour minimum; \$300 each additional Hour)					
1 South Pond & Pavilion - Capacity 275 People (Including Patio Seating)					
a. Residents Weekday (Tuesday-Thursday)	4,500.00 Event	4,635.00			3.00% Approved COLA
b. Residents Weekends (Friday-Sunday)	5,000.00 Event	5,150.00			3.00% Approved COLA
c. Non-Residents Weekday (Tuesday-Thursday)	5,000.00 Event	5,150.00			3.00% Approved COLA
d. Non-Residents Weekends (Friday-Sunday)	5,500.00 Event	5,665.00			3.00% Approved COLA
2 Mansion Lawn & Pavilion - Capacity 275 People					
a. Residents Weekday (Tuesday-Thursday)	1,800.00 Event	1,854.00			3.00% Approved COLA
b. Residents Weekends (Friday-Sunday)	5,400.00 Event	5,562.00			3.00% Approved COLA
c. Non-Residents Weekday (Tuesday-Thursday)	3,350.00 Event	3,450.00			3.00% Approved COLA
d. Non-Residents Weekends (Friday-Sunday)	6,200.00 Event	6,386.00			3.00% Approved COLA
3 Meadow & Canopy - Capacity 250 People					
a. Residents Weekday (Tuesday-Thursday)	2,300.00 Event	2,369.00			3.00% Approved COLA
b. Residents Weekends (Friday-Sunday)	3,325.00 Event	3,424.00			3.00% Approved COLA
c. Non-Residents Weekday (Tuesday-Thursday)	2,400.00 Event	2,472.00			3.00% Approved COLA
d. Non-Residents Weekends (Friday-Sunday)	3,500.00 Event	3,605.00			3.00% Approved COLA

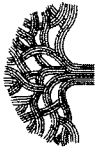


City of Oakland
Master Fee Schedule
Effective July 1, 2024

**PARKS, RECREATION &
 YOUTH DEVELOPMENT**

FEE DESCRIPTION	FEE UNIT	FEE	UNIT	% Change	Justification for Fee Change
4 Carriage House & Lawn					
a. Residents Weekday (Tuesday-Thursday)	1,000.00 Event	1030.00		3.00%	Approved COLA
b. Residents Weekends (Friday-Sunday)	1,500.00 Event	1545.00		3.00%	Approved COLA
c. Non-Residents Weekday (Tuesday-Thursday)	1,300.00 Event	1339.00		3.00%	Approved COLA
d. Non-Residents Weekends (Friday-Sunday)	1,800.00 Event	1854.00		3.00%	Approved COLA
n. Misc. Fees					
1 Trolley Rental Fee	400.00 Event	412.00		3.00%	Approved COLA
2 Hold the Date Deposit Fee	1,200.00 Deposit	1236.00		3.00%	Approved COLA
3 Extra Maintenance Staff	40.00 Per hour	41.00		3.00%	Approved COLA
4 Self Guided Mansion Group Tour	300.00 Group	309.00		3.00%	Approved COLA
5 Mansion Photos	300.00 Event	309.00		3.00%	Approved COLA
7 Use of Outside Caterers	1500.00 Event	1545.00		3.00%	Approved COLA
D. MISCELLANEOUS FEES					
2 Alcohol Permit					
a. Champagne, Beer, Wine	125.00 Day / Site	128.00		3.00%	Approved COLA
b. Distilled plus Champagne, Beer, Wine	195.00 Day / Site	200.00		3.00%	Approved COLA
3 Sound Permit					
b. Amplified (Non-Concert)	50.00 Use	51.00		3.00%	Approved COLA
4 Mandatory Set-up/Teardown					
b. All Other Facilities/Sites	154.50 Event	159.00		3.00%	Approved COLA
9 Security/Clean-up Fee	154.50 Field	159.00		3.00%	Approved COLA
10 Administrative Service Fee	77.25 Each Change	79.00		3.00%	Approved COLA
12 Optional Rental Equipment					
c. Portable Video/Projector Screen	40.00 Day	41.00		3.00%	Approved COLA
19 Shuttle Services for Events and Concerts on OPR Property					
a. Shuttle	75.00 Use	77.00		3.00%	Approved COLA
20 Mobile Food Vending Permit					
a. Downtown Park Sites	40.00 Hour/Date/Site	41.00		3.00%	Approved COLA
24 Non-Profit Groups with License Agreement					Adding this section to allow for negotiated fees with non-profit groups with license agreements.
E. FIELD RENTALS (GROUPS)					
1 Residents					
b. Private Schools / Organizations					
2 Tournaments / Special Events / Related Activities	45.00 Hour	46.00		3.00%	Approved COLA
c. Adult					
2 Tournaments / Special Events / Related Activities	55.00 Hour	56.00		3.00%	Approved COLA
2 Nonresidents					
a. Youth					
2 Tournaments / Special Events / Related Activities	60.00 Hour	61.00		3.00%	Approved COLA
b. Private Schools / Charter Schools / Organizations					
1 Field Rental	40.00 Hour	41.00		3.00%	Approved COLA
2 Tournaments / Special Events / Related Activities	60.00 Hour	61.00		3.00%	Approved COLA
c. Adult					
2 Tournaments / Special Events / Related Activities	60.00 Hour	61.00		3.00%	Approved COLA
3 Additional Fees					
c. Port-A-Potty Fee	70.00 Week	72.00		3.00%	Approved COLA

Not Negotiated Based on Services Provided



City of Oakland
Master Fee Schedule
Effective July 1, 2024

PARKS, RECREATION & YOUTH DEVELOPMENT

FEE DESCRIPTION	FEE UNIT	FEE	UNIT	% Change	Justification for Fee Change
d. Field Preparation - Residents (Adult & Private School)	45.00 Game	46.00		3.00%	Approved COLA
e. Field Preparation - Nonresidents (Adult & Private School)	60.00 Game	61.00		3.00%	Approved COLA
h. Scoreboard - Nonresident (Youth & Adult)	35.00 Hour	36.00		3.00%	Approved COLA
4 Deposit					
a. One-Time User (Security/Cleaning Fee/Vandalism)	150.00 Session	154.00		3.00%	Approved COLA
b. Frequent User (Security/Cleaning Fee/Vandalism)	500.00 Session	519.00	Session	3.00%	Approved COLA

7 Non-Profit Groups with License Agreement
 Negotiated Based on Services Provided

F. COMMUNITY GARDEN

2 Non-Profit Groups with License Agreement
 Negotiated Based on Services Provided

Adding this section to allow for negotiated fees with non-profit groups with license agreements.

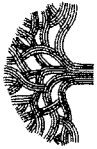
MALONGA CASQUELOURD CENTER

A. MAIN STAGE/THEATER

1 Base Rate					
a. All Entities Except Non-Profit Organizations	750.00 Day	772.00		3.00%	Approved COLA
b. Non-Profit Organizations	500.00 Day	515.00		3.00%	Approved COLA
2 Two Consecutive Days					
a. All Entities Except Non-Profit Organizations	700.00 Day	721.00		3.00%	Approved COLA
b. Non-Profit Organizations	400.00 Day	412.00		3.00%	Approved COLA
3 Three Consecutive Days					
a. All Entities Except Non-Profit Organizations	600.00 Day	618.00		3.00%	Approved COLA
b. Non-Profit Organizations	350.00 Day	360.00		3.00%	Approved COLA
4 Two or More Consecutive Weekends					
a. All Entities Except Non-Profit Organizations	1250.00 Weekend	1287.00		3.00%	Approved COLA
b. Non-Profit Organizations	800.00 Weekend	824.00		3.00%	Approved COLA
5 Rehearsals					
a. Theatre Rental (4 hr Minimum)	50.00 Hour	51.00		3.00%	Approved COLA
b. Technician (4 hr Minimum)	41.20 Hour	42.00		3.00%	Approved COLA
c. Technician Overtime	51.50 Hour	53.00		3.00%	Approved COLA

B. STUDIO A

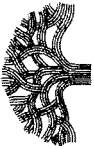
1 All Entities Except Non-Profit Special Event, 5 pm - 10 pm	75.00 Hour	77.00		3.00%	Approved COLA
2 All Entities Except Non-Profit Class or Rehearsal	50.00 Hour	51.00		3.00%	Approved COLA
3 5 pm - 10 pm	40.00 Hour	41.00		3.00%	Approved COLA
4 All Entities Except Non-Profit Special Event	750.00 Day	772.00		3.00%	Approved COLA
5 All Entities Except Non-Profit Class or Rehearsal	500.00 Day	515.00		3.00%	Approved COLA
6 Non-Profit Special Event	400.00 Day	412.00		3.00%	Approved COLA
7 Non-Profit Class or Rehearsal	320.00 Day	329.00		3.00%	Approved COLA
8 All Entities Except Non-Profit	2,500.00 Week	2575.00		3.00%	Approved COLA
9 Non-Profit Organizations	1,600.00 Week	1648.00		3.00%	Approved COLA
C. STUDIO B OR D					
3 All Entities Except Non-Profit	300.00 Day	309.00		3.00%	Approved COLA
4 Non-Profit Organizations	250.00 Day	257.00		3.00%	Approved COLA
5 All Entities Except Non-Profit	1,250.00 Day	1,287.00		3.00%	Approved COLA
6 Non-Profit Organizations	1,000.00 Day	1,030.00		3.00%	Approved COLA



City of Oakland
Master Fee Schedule
Effective July 1, 2024

**PARKS, RECREATION &
 YOUTH DEVELOPMENT**

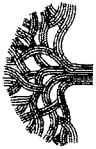
FEE DESCRIPTION	FEE UNIT	FEE	UNIT	% Change	Justification for Fee Change
D. STUDIO C					
1 All Entities Except Non-Profit Special Event, 5 pm - 10 pm	60.00 Hour	61.00		3.00%	Approved COLA
2 All Entities Except Non-Profit Class or Rehearsal (4 hr maximum)	40.00 Hour	41.00		3.00%	Approved COLA
3 Nonprofit Special Event	320.00 Day	329.00		3.00%	Approved COLA
4 Non-Profit Class, Rehearsal or Special Event, 5 pm - 10 pm	75.00 Hour	77.00		3.00%	Approved COLA
5 All Entities Except Non-Profit Class, Rehearsal, or Special Event	600.00 Day	615.00		3.00%	Approved COLA
6 Non-Profit Class or Rehearsal	400.00 Day	412.00		3.00%	Approved COLA
7 All Entities	3,000.00 Week	3090.00		3.00%	Approved COLA
F. RECORDING STUDIOS					
1 All Entities Except Non-Profit Organizations (4 hr Minimum)	50.00 Hour	51.00		3.00%	Approved COLA
2 Non-Profit Organizations (4 hr Minimum)	40.00 Hour	41.00		3.00%	Approved COLA
G. STUDIO E					
1 All Entities Except Non-Profit Organizations	50.00 Hour	51.00		3.00%	Approved COLA
2 Non-Profit Organizations	40.00 Hour	41.00		3.00%	Approved COLA
3 All Entities Except Non-Profit Organizations	750.00 Day	772.00		3.00%	Approved COLA
4 Non-Profit Organizations	400.00 Day	412.00		3.00%	Approved COLA
H. STUDIO X					
1 All Entities Except Non-Profit Organizations	50.00 Hour	51.00		3.00%	Approved COLA
3 All Entities Except Non-Profit Organizations	500.00 Day	515.00		3.00%	Approved COLA
4 Non-Profit Organizations	200.00 Day	206.00		3.00%	Approved COLA
I. CONFERENCE ROOM A					
1 All Entities Except Non-Profit Organizations	40.00 Hour	41.00		3.00%	Approved COLA
3 All Entities Except Non-Profit Organizations	400.00 Day	412.00		3.00%	Approved COLA
4 Non-Profit Organizations	300.00 Day	309.00		3.00%	Approved COLA
J. CONFERENCE ROOM B					
1 All Entities Except Non-Profit Organizations	40.00 Hour	41.00		3.00%	Approved COLA
3 All Entities Except Non-Profit Organizations	400.00 Day	412.00		3.00%	Approved COLA
4 Non-Profit Organizations	300.00 Day	309.00		3.00%	Approved COLA
K. BOX OFFICE SPACE					
1 For Profit Organizations	50.00 Hour	51.00		3.00%	Approved COLA
2 Non-Profit Organizations	35.00 Hour	36.00		3.00%	Approved COLA
L. GRAND LOBBY					
1 General	350.00 Day	360.00		3.00%	Approved COLA
M. STUDIO B107					
1 All Entities Except Non-Profit Organizations	40.00 Hour	41.00		3.00%	Approved COLA
2 All Entities Except Non-Profit Organizations	400.00 Day	412.00		3.00%	Approved COLA
4 Non-Profit Organizations	250.00 Day	257.00		3.00%	Approved COLA
N. STUDIO B116					



City of Oakland
Master Fee Schedule
Effective July 1, 2024

**PARKS, RECREATION &
 YOUTH DEVELOPMENT**

FEE DESCRIPTION	FEE UNIT	FEE	UNIT	% Change	Justification for Fee Change
1 All Entities Except Non-Profit Organizations 2 All Entities Except Non-Profit Organizations 4 Non-Profit Organizations	50.00 Hour	51.00			3.00% Approved COLA
	500.00 Day	515.00			3.00% Approved COLA
	250.00 Day	257.00			3.00% Approved COLA
O. STUDIO B104					
1 All Entities Except Non-Profit Organizations 2 All Entities Except Non-Profit Organizations 4 Non-Profit Organizations	50.00 Hour	51.00			3.00% Approved COLA
	500.00 Day	515.00			3.00% Approved COLA
	250.00 Day	257.00			3.00% Approved COLA
P. STUDIO B106					
1 All Entities Except Non-Profit Organizations 2 All Entities Except Non-Profit Organizations 4 Non-Profit Organizations	50.00 Hour	51.00			3.00% Approved COLA
	500.00 Day	515.00			3.00% Approved COLA
	250.00 Day	257.00			3.00% Approved COLA
Q. STUDIO B101					
1 All Entities Except Non-Profit Organizations 2 All Entities Except Non-Profit Organizations 4 Non-Profit Organizations	50.00 Hour	51.00			3.00% Approved COLA
	500.00 Day	515.00			3.00% Approved COLA
	250.00 Day	257.00			3.00% Approved COLA
R. ANNEX 100					
1 All Entities Except Non-Profit Organizations 2 All Entities Except Non-Profit Organizations 3 Non-Profit Organizations 4 Non-Profit Organizations	75.00 Hour	77.00			3.00% Approved COLA
	500.00 Day	515.00			3.00% Approved COLA
	50.00 Hour	51.00			3.00% Approved COLA
	250.00 Day	257.00			3.00% Approved COLA
S. ANNEX GALLERY S-1					
2 Non-Profit Organizations	250.00 Week	257.00			3.00% Approved COLA
	40.00 Day	41.00			3.00% Approved COLA
U. PODIUM					
1 General					
V. RISERS 4X4					
1 General					
W. RISERS 4X6					
1 General					
X. Prop Storage Space					
1 General					
Y. KITCHEN					
1 General					
AB. HOUSE MANAGEMENT					
1 General					
AC. STAGE MANAGEMENT					
1 General					
AD. LIGHTS TECHNICIAN					
1 General					
AE. SOUND TECHNICIAN					
1 General					
AF. SET TECHNICIAN					
1 General					
AG. STRIKE TECHNICIAN					
1 General					
AH. SET UP / CLEAN UP					
1 General					



City of Oakland
Master Fee Schedule
Effective July 1, 2024

**PARKS, RECREATION &
 YOUTH DEVELOPMENT**

FEE DESCRIPTION	FEE UNIT	FEE	UNIT	% Change	Justification for Fee Change
1 General	40.00 Hour	41.00		3.00%	Approved COLA
AI. SECURITY					
1 General	40.00 Hour	41.00		3.00%	Approved COLA
AJ. VIDEO PROJECTOR					
1 General	150.00 Day	154.00		3.00%	Approved COLA
AK. VIDEO SCREEN					
1 General	100.00 Use	103.00		3.00%	Approved COLA
AL. CLEANUP DEPOSIT					
1 General	250.00 Use	257.00		3.00%	Approved COLA

AM. Ion Xe Lighting Console (Digital)
 NEW FEE
 \$200 PER DAY
 Aquired New Professional Industry Standard Lighting Console currently not listed in the MFS. by adding below industry standard rate this will allow customer rental that will generate revenue and includes maintenance, future COLA and create access for existing and potential users to high level equipment.

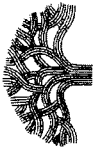
AN. Cyclorama (Specially Backdrop for Video Projection & Lighting)
 NEW FEE
 \$250 WEEKLY
 Aquired New Professional Industry Standard Lighting Console currently not listed in the MFS. by adding industry standard rate this will allow customer rental that will generate revenue and includes maintenance, future COLA and create access for existing and potential users to high level equipment.

AO. Aquired New Professional Industry Standard Lighting Console currently not listed in the MFS. by adding industry standard rate this will allow customer rental that will generate revenue and includes maintenance, future COLA and create access for existing and potential users to high level equipment.
 NEW FEE
 \$200 PER DAY

AP. Aquired New Professional Industry Standard Lighting Console currently not listed in the MFS. by adding industry standard rate this will allow customer rental that will generate revenue and includes maintenance, future COLA and create access for existing and potential users to high level equipment.
 NEW FEE
 \$250 WEEKLY

DIGITAL ARTS AND CULINARY ACADEMY

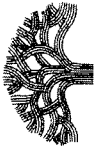
A. RECORDING STUDIO SERVICES (with DACA studio engineer)					
1 Studio Time					
a. All Entities Except Non-Profit Organization (4 hour minimum)	65.00 Hour	66.00		3.00%	Approved COLA
b. All Entities Except Non-Profit Organization Daily Use (Over 8 hours)	55.00 Hour	56.00		3.00%	Approved COLA
a. Non-Profit Organizations (4 hour minimum)	55.00 Hour	56.00		3.00%	Approved COLA
b. Non-Profit Organizations Daily Use (Over 8 hours)	45.00 Hour	46.00		3.00%	Approved COLA
2 Deposit and Cancellation Fee					
a. Deposit (due at time of booking)	300.00 Event	309.00		3.00%	Approved COLA
B. VIDEO PRODUCTION SERVICES					



City of Oakland
Master Fee Schedule
Effective July 1, 2024

**PARKS, RECREATION &
 YOUTH DEVELOPMENT**

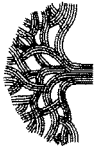
FEE DESCRIPTION	FEE UNIT	FEE	UNIT	% Change	Justification for Fee Change
1 Online Studio Production and Editing					
a. Final cut Editing (Hourly)	75.00 Hour	77.00			3.00% Approved COLA
b. Final cut Editing (Daily)	350.00 Day	360.00			3.00% Approved COLA
2 Camera					
a. XDCamEX	600.00 Day	618.00			3.00% Approved COLA
3 Single Camera Engineering Field Production Package					
a. Half Day	300.00 Half Day	309.00			3.00% Approved COLA
b. Full Day	500.00 Day	515.00			3.00% Approved COLA
4 Video Operator Technician Labor Charge					
a. Operators - Regular	45.00 Hour	46.00			3.00% Approved COLA
b. Operators - Overtime	65.00 Hour	66.00			3.00% Approved COLA
c. Director	65.00 Hour	66.00			3.00% Approved COLA
d. Producer	65.00 Hour	66.00			3.00% Approved COLA
f. Voice-over Talent	75.00 Hour	77.00			3.00% Approved COLA
5 Character Generator and Computer Text/Graphics Creation					
a. Web Video Conversion	75.00 Hour	77.00			3.00% Approved COLA
b. DVD Authoring	75.00 Hour	77.00			3.00% Approved COLA
RECREATION SERVICES					
A. AQUATICS					
1 Boat Rental Hours available at www.oaklandnet.com/parks and 510-238-2196					
m. Tour Boat Charter, Normal Schedule	50.00 1/2 Hour	51.00			3.00% Approved COLA
2 Boating Special Programs					
a. Kayak Club Pass Card (Good for 20 Uses)	180.00 Card (20 Uses)	185.00			3.00% Approved COLA
b. Sailing Club Passcard	225.00 Card (15 Uses)	231.00			3.00% Approved COLA
d. Tour boat Holiday Programs					
2. Whole Boat	120.00 Tour	123.00			3.00% Approved COLA
g. Jack London Aquatic Center (JLAC) Boat Storage					
3. Dragonboat Docking Fee	300.00 Dragonboat (30-50' long) / Month	309.00			3.00% Approved COLA
3 Community Small Boat Sailing / Boating Programs					
b. After School Sailing					
d. Youth Racing Program					
1. Youth Racing Programs - Intro	180.00 Person/Course	186.00			3.00% Approved COLA
2. Youth Racing Programs - Advanced					
h. Private Lessons	385.00 Person/Course	396.00			3.00% Approved COLA
i. Semi-Private Lessons	450.00 Person/Course	463.00			3.00% Approved COLA
j. Group Organized Instruction-Nonprofit	50.00 Person / Hour	51.00			3.00% Approved COLA
k. Group Organized Instruction-Private	38.00 Person / Hour	39.00			3.00% Approved COLA
l. Group Organized Instruction-Corporate	40.00 Group / Hour / Inst	41.00			3.00% Approved COLA
m. Community Keelboat Sailing Programs	50.00 Group / Hour / Inst	51.00			3.00% Approved COLA
n. Community Keelboat Sailing Programs	60.00 Group / Hour / Inst	61.00			3.00% Approved COLA
e. ASA Basic Keelboat					
a. ASA Basic Keelboat Certification Fee	405.00 Person / Class	417.00			3.00% Approved COLA
b. ASA Basic Keelboat Certification Fee	90.00 Person / Class	92.00			3.00% Approved COLA
5 Boating Special Events					
a. Lake Merritt Boating Center (LMBC) Boat Storage					
2. Dragonboat Docking Fee	300.00 Dragonboat (30-50' long)/Month	309.00			3.00% Approved COLA
b. Lake Merritt Boating Center (LMBC) Facility Rental					



City of Oakland
Master Fee Schedule
Effective July 1, 2024

**PARKS, RECREATION &
 YOUTH DEVELOPMENT**

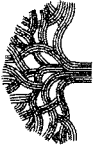
FEE DESCRIPTION	FEE UNIT	FEE	UNIT	% Change	Justification for Fee Change
3 Rental of Gated Hoist Enclosure - Boating Events Only					
a. Non-Profit Organization	40.00 Hour	41.00			3.00% Approved COLA
b. Resident	48.00 Hour	49.00			3.00% Approved COLA
c. Non-Residents	56.00 Hour	57.00			3.00% Approved COLA
d. Corporate	65.00 Hour	66.00			3.00% Approved COLA
c. Lake Merritt Use Permit for Boating Special Events					
1 Shared Use Events (share with boat rentals, boating classes, tours, etc.)					
b. Non-Profit Up to 100 Participants	100.00 Day	103.00			3.00% Approved COLA
d. Corporate Up to 100 Participants	200.00 Day	206.00			3.00% Approved COLA
2 Exclusive Use Events (not compatible with boat rentals, boating classes, tours, etc.)					
a. Summer Up to 500 participants	8,000.00 Day	8240.00			3.00% Approved COLA
c. School Year Up to 500 participants	4,000.00 Day	4120.00			3.00% Approved COLA
6 Mariner Day Camps					
a. Tallship Sailing Camps	250.00 Person / Class	257.00			3.00% Approved COLA
7 Sailing Into Science					
a. Sailing Into Science Class (1-15 students)	200.00 Class (1-15 students) / Day	206.00			3.00% Approved COLA
b. Sailing Into Science Class (16-32 students)	350.00 Class (16-32 students) / Day	360.00			3.00% Approved COLA
8 Swimming Pools					
b. Pool Reservation					
1 Private Use (Residents)	75.00 Hour	77.00			3.00% Approved COLA
2 Private Use (Non-Residents)	90.00 Hour	92.00			3.00% Approved COLA
3 Non-Profit Group	50.00 Hour	51.00			3.00% Approved COLA
4 Deposit	100.00 Use	103.00			3.00% Approved COLA
c. Adult Lap Swim					
3 10 Swim Pass Book - Adult	50.00 Pass Book	51.00			3.00% Approved COLA
6 30 Swim Pass Book - Adult	135.00 Pass Book	139.00			3.00% Approved COLA
7 30 Swim Pass Book - Senior or Disabled	75.00 Pass Book	77.00			3.00% Approved COLA
9 Swimming Instruction Classes					
a. Regular					
1 Adult	50.00 Person/Course	51.00			3.00% Approved COLA
2 Youth (7 - 17 years)	35.00 Person/Course	36.00			3.00% Approved COLA
3 Preschool (4 - 6 Years)	40.00 Person/Course	41.00			3.00% Approved COLA
4 Parent & Child (6 months - 4 Years)	50.00 Person/Course	51.00			3.00% Approved COLA
5 Adapted Swimming	35.00 Person/Course	36.00			3.00% Approved COLA
8 Junior Lifeguard Camp	50.00 Person/Course	51.00			3.00% Approved COLA
9 Junior Lifeguard Program	40.00 Person/Course	41.00			3.00% Approved COLA
10 Youth Swim Team	50.00 Person/Course	51.00			3.00% Approved COLA
c. CLASSES/PROGRAMS/SPECIAL EVENTS					
4 OPR Family Benefits Pass	50.00 Pass	51.00			3.00% Approved COLA
D. TENNIS					
1 Court Reservations					
a. Davies Tennis Stadium					



City of Oakland
Master Fee Schedule
Effective July 1, 2024

**PARKS, RECREATION &
 YOUTH DEVELOPMENT**

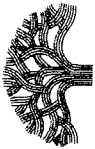
FEE DESCRIPTION	FEE	UNIT	% Change	Justification for Fee Change
3 Special Use of Club House for - Private events/Use of all five courts included (Resident)	175.00	One Hour Session	3.00%	Approved COLA
4 Special Use of Club House for - Private events/Use of all five courts included (Non-resident)	225.00	One Hour Session	3.00%	Approved COLA
E. GOLF (These fees are included for information only; they are charged directly by service providers and not by the City of Oakland)				
1 Chabot Golf Course General Admission				
a. Standard Eighteen-Hole Course				
1 Monday - Friday, Before 2:00 p.m.	31.00	Person	6.45%	keeping with industry trends
a. Resident	36.00	Person	5.56%	keeping with industry trends
b. Nonresidents (Monday-Friday Only)	23.00	Person	8.70%	keeping with industry trends
2 Monday - Friday, After 2 p.m.	27.00	Person	7.41%	keeping with industry trends
a. Resident	23.00	Person	8.70%	keeping with industry trends
b. Nonresidents (Monday-Friday Only)	28.00	Person	7.14%	keeping with industry trends
3 Monday - Friday, Senior (Over 60)	30.00	Person		
a. Resident	32.00	Person	6.67%	keeping with industry trends
b. Nonresidents	37.00	Person	5.41%	keeping with industry trends
6 Saturday, Sunday or Holiday, Before 2:00 pm	42.00	Person	4.76%	keeping with industry trends
a. Resident	49.00	Person	4.08%	keeping with industry trends
b. Nonresidents	21.00	Person	10.53%	keeping with industry trends
7 "Super Twilight" Everyday, not more than 3 hours before official sunset time	24.00	Person	9.09%	keeping with industry trends
a. Resident	37.00	Month	5.71%	keeping with industry trends
b. Nonresidents				
e. Driving Range				
3 Monthly Range Membership				
F. METROPOLITAN GOLF (These fees are included for information only; they are charged directly by service providers and not by the City of Oakland)				
1 Residents				
a. Monday - Thursday				
1 9 Holes without cart	25.00	Person	4.00%	Update rate to market
3 18 Holes 'Daytime' without cart	34.00	Person	5.88%	Update rate to market
4 18 Holes 'Daytime' with cart	52.00	Person	5.77%	Update rate to market
18 Holes 'Twilight' without cart (Twilight begins at 1:00 p.m. during non daylight savings time (PST) and at 3:00 p.m. during daylight savings time (DST))	27.00	Person	8.00%	Update rate to market
6 18 Holes 'Twilight' with cart	36.00	Person	5.56%	Update rate to market
18 Holes 'Super Twilight' without cart (Super Twilight begins at 2:30 p.m. during non daylight savings time (PST) and at 3:30 p.m. during daylight savings time (DST))	20.00	Person	5.26%	Update rate to market
8 18 Holes ' Super Twilight' with cart	31.00	Person	3.33%	Update rate to market



City of Oakland
Master Fee Schedule
Effective July 1, 2024

**PARKS, RECREATION &
 YOUTH DEVELOPMENT**

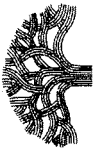
FEE DESCRIPTION	FEE	UNIT	% Change	Justification for Fee Change
9 18 Holes Junior (age 18 and under) without cart	17.00	Person	6.25%	Update rate to market
10 18 Holes Junior (age 18 and under) with cart	33.00	Person	6.06%	Update rate to market
11 18 Holes Senior (age 62 and over) cart included	41.00	Person	5.12%	Update rate to market
b. Friday				
1 9 Holes without cart	26.00	Person	8.33%	Update rate to market
2 9 Holes with cart	37.00	Person	5.71%	Update rate to market
3 18 Holes 'Daytime' without cart	36.00	Person	5.88%	Update rate to market
4 18 Holes 'Daytime' with cart	55.00	Person	5.77%	Update rate to market
18 Holes 'Twilight' without cart (Twilight begins at 1:00 p.m. during non daylight savings time (PST) and at 3:00 p.m. during daylight savings time (DST));	33.00	Person	9.09%	Update rate to market
6 18 Holes 'Twilight' with cart	47.00	Person	4.44%	Update rate to market
18 Holes 'Super Twilight' without cart (Super Twilight begins at 3:00 p.m. during non daylight savings time (PST) and at 5:00 p.m. during daylight savings time (DST));	29.00	Person	3.57%	Update rate to market
8 18 Holes 'Super Twilight' with cart	40.00	Person	5.26%	Update rate to market
9 18 Holes Junior (age 18 and under) without cart	17.00	Person	6.25%	Update rate to market
10 18 Holes Junior (age 18 and under) with cart	33.00	Person	6.06%	Update rate to market
11 18 Holes Senior (age 62 and over) cart included	41.00	Person	5.13%	Update rate to market
c. Weekends/Holidays				
1 9 Holes without cart	30.00	Person	7.14%	Update rate to market
2 9 Holes with cart	41.00	Person	5.13%	Update rate to market
3 18 Holes 'Daytime' without cart	63.00	Person	3.28%	Update rate to market
4 18 Holes 'Daytime' with cart	69.00	Person	4.55%	Update rate to market
18 Holes 'Twilight' without cart (Twilight begins at 1:00 p.m. during non daylight savings time (PST) and at 3:00 p.m. during daylight savings time (DST));	36.00	Person	5.88%	Update rate to market
6 18 Holes 'Twilight' with cart	47.00	Person	4.44%	Update rate to market
18 Holes 'Super Twilight' without cart (Super Twilight begins at 3:00 p.m. during non daylight savings time (PST) and at 5:00 p.m. during daylight savings time (DST));	29.00	Person	3.57%	Update rate to market
8 18 Holes 'Super Twilight' with cart	40.00	Person	2.56%	Update rate to market
9 18 Holes Junior (age 18 and under) without cart	21.00	Person	4.76%	Update rate to market
10 18 Holes Junior (age 18 and under) with cart	40.00	Person	5.26%	Update rate to market
2 Nonresidents				
a. Monday - Thursday				
1 9 Holes without cart	31.00	Person	3.33%	Update rate to market
2 9 Holes with cart	42.00	Person	2.44%	Update rate to market
3 18 Holes 'Daytime' without cart	46.00	Person	2.22%	Update rate to market



City of Oakland
Master Fee Schedule
Effective July 1, 2024

**PARKS, RECREATION &
 YOUTH DEVELOPMENT**

FEE DESCRIPTION	FEE UNIT	FEE	UNIT	% Change	Justification for Fee Change
4 18 Holes 'Daytime' with cart	63.00 Person	65.00		3.17%	Update rate to market
18 Holes 'Twilight' without cart (Twilight begins at 1:00 p.m. during non daylight savings time (PST) and at 3:00 p.m. during daylight savings time (DST).)	30.00 Person	31.00		3.33%	Update rate to market
18 Holes 'Super Twilight' without cart (Super Twilight begins at 3:00 p.m. during non daylight savings time (PST) and at 5:00 p.m. during daylight savings time (DST).)	25.00 Person	26.00		4.00%	Update rate to market
8 18 Holes 'Super Twilight' with cart	36.00 Person	37.00		2.78%	Update rate to market
9 18 Holes Junior (age 18 and under) without cart	16.00 Person	17.00		6.25%	Update rate to market
10 18 Holes Junior (age 18 and under) with cart	33.00 Person	35.00		6.06%	Update rate to market
11 18 Holes Senior (age 62 and over) cart included	39.00 Person	41.00		5.13%	Update rate to market
b. Friday					
1 9 Holes without cart	30.00 Person	31.00		3.33%	Update rate to market
2 9 Holes with cart	41.00 Person	42.00		2.44%	Update rate to market
3 18 Holes 'Daytime' without cart	55.00 Person	56.00		1.82%	Update rate to market
4 18 Holes 'Daytime' with cart	73.00 Person	75.00		2.74%	Update rate to market
18 Holes 'Twilight' without cart (Twilight begins at 1:00 p.m. during non daylight savings time (PST) and at 3:00 p.m. during daylight savings time (DST).)	42.00 Person	44.00		4.76%	Update rate to market
6 18 Holes 'Twilight' with cart	53.00 Person	55.00		3.77%	Update rate to market
18 Holes 'Super Twilight' without cart (Super Twilight begins at 3:00 p.m. during non daylight savings time (PST) and at 5:00 p.m. during daylight savings time (DST).)	34.00 Person	35.00		2.94%	Update rate to market
8 18 Holes 'Super Twilight' with cart	45.00 Person	46.00		2.22%	Update rate to market
9 18 Holes Junior (age 18 and under) without cart	16.00 Person	17.00		6.25%	Update rate to market
10 18 Holes Junior (age 18 and under) with cart	35.00 Person	36.00		2.86%	Update rate to market
11 18 Holes Senior (age 62 and over) cart included	39.00 Person	41.00		5.13%	Update rate to market
c. Weekends/Holidays					
1 9 Holes without cart	35.00 Person	36.00		2.86%	Update rate to market
2 9 Holes with cart	46.00 Person	47.00		2.17%	Update rate to market
3 18 Holes 'Daytime' without cart	69.00 Person	71.00		2.90%	Update rate to market
4 18 Holes 'Daytime' with cart	86.00 Person	90.00		4.65%	Update rate to market
18 Holes 'Twilight' without cart (Twilight begins at 1:00 p.m. during non daylight savings time (PST) and at 3:00 p.m. during daylight savings time (DST).)	43.00 Person	45.00		4.65%	Update rate to market
6 18 Holes 'Twilight' with cart	54.00 Person	56.00		3.70%	Update rate to market
18 Holes 'Super Twilight' without cart (Super Twilight begins at 3:00 p.m. during non daylight savings time (PST) and at 5:00 p.m. during daylight savings time (DST).)	35.00 Person	36.00		2.86%	Update rate to market

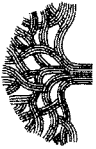


City of Oakland
Master Fee Schedule
Effective July 1, 2024

**PARKS, RECREATION &
 YOUTH DEVELOPMENT**

FEE DESCRIPTION	FEE UNIT	FEE	UNIT	% Change	Justification for Fee Change
8 18 Holes - Super Twilight* with cart	46.00 Person	47.00		2.17%	Update rate to market
9 18 Holes Junior (age 18 and under) without cart	21.00 Person	22.00		4.76%	Update rate to market
10 18 Holes Junior (age 18 and under) with cart	38.00 Person	41.00		7.89%	Update rate to market
H. EAST OAKLAND SPORTS CENTER					
1 Admission - Resident					
a. Annual Pass - Adult	495.00 Annual	509.00		3.00%	Approved COLA
b. Annual Pass - Senior	360.00 Annual	370.00		3.00%	Approved COLA
c. Annual Pass - Teen	225.00 Annual	231.00		3.00%	Approved COLA
d. Annual Pass - Youth	135.00 Annual	140.00		3.00%	Approved COLA
2 Admission - Non-Resident					
a. Annual Pass - Adult	594.00 Annual	611.00		3.00%	Approved COLA
b. Annual Pass - Senior	432.00 Annual	444.00		3.00%	Approved COLA
c. Annual Pass - Teen	270.00 Annual	279.00		3.00%	Approved COLA
d. Annual Pass - Youth	162.00 Annual	168.00		3.00%	Approved COLA
3 Admission - Resident					
a. Monthly Pass - Adult	55.00 Monthly	56.00		3.00%	Approved COLA
b. Monthly Pass - Senior	40.00 Monthly	41.00		3.00%	Approved COLA
4 Admission - Non-Resident					
a. Monthly Pass - Adult	66.00 Monthly	67.00		3.00%	Approved COLA
b. Monthly Pass - Senior	48.00 Monthly	49.00		3.00%	Approved COLA
7 Admission - Participating Private Fitness Program Member					
8 Swim Instruction Classes					
d. Private Instruction 30 Minute Lesson - Non-Pass Holder	36.00 Person / Session	37.00		3.00%	Approved COLA
Private Instruction Package Four 30-Minute Lessons					
e. Private Instruction 30 Minute Lesson - Pass Holder	100.00 Package	103.00		3.00%	Approved COLA
Private Instruction Package Four 30-Minute Lessons					
f. - Non-Pass Holder	120.00 Package	123.00		3.00%	Approved COLA
Semi-Private Instruction Package Four 30-Minute Lessons - Pass Holder					
i. Semi-Private Instruction Package Four 30-Minute Lessons - Non-Pass Holder	64.00 Person / Package	65.00		3.00%	Approved COLA
Semi-Private Instruction Package Four 30-Minute Lessons - Non-Pass Holder					
j. Semi-Private Instruction Package Four 30-Minute Lessons - Non-Pass Holder	77.00 Person / Package	79.00		3.00%	Approved COLA
8 Studio Instructional Classes					
d. Quinceñeras & Cultural Dance Choreographies	250.00 6 - Hours	257.00		3.00%	Approved COLA
a. Additional Session	40.00 Hour	41.00		3.00%	Approved COLA
9 Personal Training					
a. Personal Training - Single	60.00 Hourly	61.00		3.00%	Approved COLA
b. Personal Training - Single - Non-Pass Holder	72.00 Hourly	74.00		3.00%	Approved COLA
c. Personal Training - Three One hr Sessions	144.00 Package	148.00		3.00%	Approved COLA
d. Personal Training - Three One hr Sessions	173.00 Package	178.00		3.00%	Approved COLA
- Non-Pass Holder					
10 Rentals					
a. Party Room M-Th	60.00 Hour	61.00		3.00%	Approved COLA

Admission Based on Private Membership Rates and Negotiated Facility Reimbursement Rates



City of Oakland
Master Fee Schedule
Effective July 1, 2024

**PARKS, RECREATION &
 YOUTH DEVELOPMENT**

FEE DESCRIPTION

FEE DESCRIPTION	FEE	UNIT	% Change	Justification for Fee Change
b. Party Room F, Sa, Su	72.00	70.00 Hour		3.00% Approved COLA
c. Party Room - Non-Resident M-Th	74.00	72.00 Hour		3.00% Approved COLA
d. Party Room - Non-Resident F, Sa, Su	86.00	84.00 Hour		3.00% Approved COLA
e. Multipurpose Room M - Th	61.00	60.00 Hour		3.00% Approved COLA
f. Multipurpose Room F, Sa, Su	72.00	70.00 Hour		3.00% Approved COLA
g. Multipurpose Room Non-Resident M - Th	74.00	72.00 Hour		3.00% Approved COLA
h. Multipurpose Room Non-Resident F, Sa, Su	86.00	84.00 Hour		3.00% Approved COLA
i. Wood Floor Studio M - Th	66.00	65.00 Hour		3.00% Approved COLA
j. Wood Floor Studio F, Sa, Su	77.00	75.00 Hour		3.00% Approved COLA
k. Wood Floor Studio - Non-Resident M - Th	80.00	78.00 Hour		3.00% Approved COLA
l. Wood Floor Studio - Non-Resident F, Sa, Su	92.00	90.00 Hour		3.00% Approved COLA
p. Conference Room - Non-Resident F, Sa, Su	37.00	36.00 Hour		3.00% Approved COLA
11. Pool Reservation (2 hr Minimum)				
a. Private Use with Lifeguard Service and Party Room - Resident	432.00	420.00 Hour		3.00% Approved COLA
b. Private Use with Lifeguard Service and Party Room - Non-Resident	519.00	504.00 Hour		3.00% Approved COLA
c. Private Use with Lifeguard Service and Party Room - Oakland Non-Profit	360.00	350.00 Hour		3.00% Approved COLA
d. Private Use of Only 1 Area of Pool (lap or zero depth) with 2 Lifeguards, 15 patrons maximum - Resident	103.00	100.00 Hour		3.00% Approved COLA
e. Private Use of Only 1 Area of Pool (lap or zero depth) with 2 Lifeguards, 15 patrons maximum - Non-Resident	123.00	120.00 Hour		3.00% Approved COLA
f. Private Use of Only 1 Area of Pool (lap or zero depth) with 2 Lifeguards, 15 patrons maximum - Oakland Non-Profit Organization	82.00	80.00 Hour		3.00% Approved COLA
9. Deposit				
13. Shade Structure Reservation				
a. Single Structure Reservation (Pine Grove or Meadow Hill)	206.00	200.00 Event		3.00% Approved COLA
b. Double Structure Reservation (Both structures during same rental time)	51.00	50.00 Hour		3.00% Approved COLA
I. OAKLAND CITY STABLES				
7. Stable Grounds Rental (Area A)	123.00	120.00 Hour		3.00% Approved COLA
8. Stable Grounds Rental (Area B)	66.00	65.00 Hour		3.00% Approved COLA
9. Facility Rental Deposit	41.00	40.00 Hour		3.00% Approved COLA
	309.00	300.00 Event		3.00% Approved COLA

PUBLIC WORKS (OPW)
FY 2024-25-MASTER FEE SCHEDULE

EXHIBIT A: A-7



PUBLIC WORKS

FEE DESCRIPTION	FEE	UNIT	% Change	Justification for Fee Change
-----------------	-----	------	----------	------------------------------

**ENVIRONMENT
KEEP OAKLAND CLEAN & BEAUTIFUL**

FEE DESCRIPTION	FEE	UNIT	% Change	Justification for Fee Change
A. SERVICE FEE FOR BILLING OUTSIDE PARTIES OR AGENCIES FOR WORK PERFORMED				
1. Public Works Supervisor II	176.37	Hour	1.52%	3% COLA increase for staff costs + decrease in Benefits & Overhead rates by 4.71% per AI1303.
2. Public Works Supervisor I	154.67	Hour	1.52%	3% COLA increase for staff costs + decrease in Benefits & Overhead rates by 4.71% per AI1303.
3. Painter	135.60	Hour	1.52%	3% COLA increase for staff costs + decrease in Benefits & Overhead rates by 4.71% per AI1303.
4. Heavy Equipment Operator	129.67	Hour	1.52%	3% COLA increase for staff costs + decrease in Benefits & Overhead rates by 4.71% per AI1303.
5. Heavy Equipment Operator (Plus Premiums)	131.98	Hour	1.52%	3% COLA increase for staff costs + decrease in Benefits & Overhead rates by 4.71% per AI1303.
6. Street Sweeper Operator	117.01	Hour	1.52%	3% COLA increase for staff costs + decrease in Benefits & Overhead rates by 4.71% per AI1303.
7. Street Maintenance Leader	124.15	Hour	1.52%	3% COLA increase for staff costs + decrease in Benefits & Overhead rates by 4.71% per AI1303.
8. Street Maintenance Leader (Plus Premiums)	125.99	Hour	1.52%	3% COLA increase for staff costs + decrease in Benefits & Overhead rates by 4.71% per AI1303.
9. Public Works Maintenance Worker	99.13	Hour	1.52%	3% COLA increase for staff costs + decrease in Benefits & Overhead rates by 4.71% per AI1303.
10. Public Works Maintenance Worker (Plus Premiums)	100.63	Hour	1.52%	3% COLA increase for staff costs + decrease in Benefits & Overhead rates by 4.71% per AI1303.
C. INVESTIGATION, ENFORCEMENT, REMOVAL AND DISPOSAL OF ILLEGAL DUMPING				
3. Appeal of Civil Penalty Citation issued Under O.M.C. Chapters 1.08 and 1.12 - Administrative Fee	272.84	Appeal	1.52%	3% COLA increase for staff costs + decrease in Benefits & Overhead rates by 4.71% per AI1303.
4. Community Service in Lieu - Administrative Penalty (1 Hour Minimum)	136.42	Hour	1.52%	3% COLA increase for staff costs + decrease in Benefits & Overhead rates by 4.71% per AI1303.
D. REMOVAL OF UNLAWFULLY PLACED ADVERTISING MATERIALS AND GRAFFITI				
1. Removal and Restoration (Two Hours Minimum)	135.60	Hour	1.52%	3% COLA increase for staff costs + decrease in Benefits & Overhead rates by 4.71% per AI1303.
E. BARRICADES AND SAFETY BARRIERS				
1. Rental Fee	332.13	Request	1.52%	3% COLA increase for staff costs + decrease in Benefits & Overhead rates by 4.71% per AI1303.
b. Barricade (Delivery & Pick-up)	553.64	Request	1.52%	3% COLA increase for staff costs + decrease in Benefits & Overhead rates by 4.71% per AI1303.
c. Special Event Crowd Control Barriers	7.75	Barrier / Day		Changing costs to reflect true cost of materials based upon invoices paid by the Division.
1. Request	Actual Cost			
2. Charge per barrier	Actual Cost			Changing costs to reflect true cost of materials based upon invoices paid by the Division.
2. Replacement of Lost or Damaged Safety Barriers	11.00	Each		Changing costs to reflect true cost of materials based upon invoices paid by the Division.
a. 18" Cone	185.00	Each		Changing costs to reflect true cost of materials based upon invoices paid by the Division.
c. Barrier				

PARK MAINTENANCE

FEE DESCRIPTION	FEE	UNIT	% Change	Justification for Fee Change
A. SERVICE FEE FOR REPAIRING DAMAGE TO LANDSCAPING AND PLANTS (OTHER THAN TREES)				
1. Gardener Crew Leader	117.12	Hour	1.52%	3% COLA increase for staff costs + decrease in Benefits & Overhead rates by 4.71% per AI1303.
2. Gardener II	98.74	Hour	1.54%	3% COLA increase for staff costs + decrease in Benefits & Overhead rates by 4.71% per AI1303.
3. Park Attendant (PT)	46.83	Hour	1.10%	3% COLA increase for staff costs + decrease in Benefits & Overhead rates by 4.71% per AI1303.
4. Park Supervisor II	175.54	Hour	1.52%	3% COLA increase for staff costs + decrease in Benefits & Overhead rates by 4.71% per AI1303.
5. Park Supervisor I	151.64	Hour	1.53%	3% COLA increase for staff costs + decrease in Benefits & Overhead rates by 4.71% per AI1303.
6. Irrigation Repair Specialist	124.11	Hour	1.51%	3% COLA increase for staff costs + decrease in Benefits & Overhead rates by 4.71% per AI1303.
7. Park Equipment Operator	119.98	Hour	1.51%	3% COLA increase for staff costs + decrease in Benefits & Overhead rates by 4.71% per AI1303.
B. SERVICE FEE FOR PARK CLEANUP RELATED TO SPECIAL EVENTS				
1. Park Supervisor II	175.54	Hour	1.52%	3% COLA increase for staff costs + decrease in Benefits & Overhead rates by 4.71% per AI1303.
2. Park Supervisor I	151.64	Hour	1.53%	3% COLA increase for staff costs + decrease in Benefits & Overhead rates by 4.71% per AI1303.
3. Gardener Crew Leader	117.12	Hour	1.52%	3% COLA increase for staff costs + decrease in Benefits & Overhead rates by 4.71% per AI1303.
4. Gardener II	98.74	Hour	1.54%	3% COLA increase for staff costs + decrease in Benefits & Overhead rates by 4.71% per AI1303.
5. Park Attendant (PT)	46.83	Hour	1.10%	3% COLA increase for staff costs + decrease in Benefits & Overhead rates by 4.71% per AI1303.
B. HARD COPY PLAN AND REPORT REVIEW - CONSTRUCTION & DEMOLITION RECYCLING (3 HOURS MINIMUM)	455.41	3 Hours + 154.12 per additional hour	1.52%	3% COLA increase for staff costs + decrease in Benefits & Overhead rates by 4.71% per AI1303.

ENVIRONMENTAL SERVICES DIVISION

PUBLIC WORKS

FEE DESCRIPTION	FEE	UNIT	% Change	Justification for Fee Change
A. FACILITIES USAGE FEE				
2 Custodian Services	83.59	Hour		1.53% 3% COLA increase for staff costs + decrease in Benefits & Overhead rates by 4.71% per AI1303.
3 Custodial Services Supervisor 1				
a. Normal Operating Hours	124.74	Hour		1.53% 3% COLA increase for staff costs + decrease in Benefits & Overhead rates by 4.71% per AI1303.
4 Stationary Engineering Services				
a. Normal Operating Hours	137.66	Hour		1.52% 3% COLA increase for staff costs + decrease in Benefits & Overhead rates by 4.71% per AI1303.
5 Chief Stationary Engineer				
a. Normal Operating Hours	184.32	Hour		1.52% 3% COLA increase for staff costs + decrease in Benefits & Overhead rates by 4.71% per AI1303.
B. REPAIRS FOR DAMAGE TO CITY PROPERTY				
1 Maintenance Mechanic				
a. Normal Operating Hours	119.62	Hour		1.54% 3% COLA increase for staff costs + decrease in Benefits & Overhead rates by 4.71% per AI1303.
2 Plumber				
a. Normal Operating Hours	146.94	Hour		1.53% 3% COLA increase for staff costs + decrease in Benefits & Overhead rates by 4.71% per AI1303.
3 Carpenter				
a. Normal Operating Hours	137.69	Hour		1.52% 3% COLA increase for staff costs + decrease in Benefits & Overhead rates by 4.71% per AI1303.
4 Electrician				
a. Normal Operating Hours	150.74	Hour		1.53% 3% COLA increase for staff costs + decrease in Benefits & Overhead rates by 4.71% per AI1303.
5 Construction & Maintenance Mechanic				
a. Normal Operating Hours	137.69	Hour		1.52% 3% COLA increase for staff costs + decrease in Benefits & Overhead rates by 4.71% per AI1303.
6 Painter				
a. Normal Operating Hours	137.66	Hour		1.52% 3% COLA increase for staff costs + decrease in Benefits & Overhead rates by 4.71% per AI1303.
SEWERS & STORM DRAIN MAINTENANCE				
A. BOARDING OF WINDOWS AND DOORS, RETRIEVAL OF PERSONAL ITEMS FROM CITY FACILITIES AND STRUCTURES, AND SAFELY SECURING PUBLIC HAZARDOUS LOCATIONS				
Personnel Services Fee Schedule				
1 Normal Operating Hours				
- 8:00 am to 4:30 PM, Monday Through Friday Except Holiday	554.83	2 Hours + 277.00 per additional hour		1.21% 3% COLA increase for staff costs + decrease in Benefits & Overhead rates by 4.71% per AI1303.
2 Not During Normal Operating Hours	1,076.44	2.5 Hours		1.36% 3% COLA increase for staff costs + decrease in Benefits & Overhead rates by 4.71% per AI1303.
B. SERVICE FEE FOR BILLING OUTSIDE PARTIES OR AGENCIES FOR WORK PERFORMED				
1 Sewer Maintenance Leader	133.92	Hour		1.52% 3% COLA increase for staff costs + decrease in Benefits & Overhead rates by 4.71% per AI1303.
2 Sewer Maintenance Leader Plus Premium	136.20	Hour		1.54% 3% COLA increase for staff costs + decrease in Benefits & Overhead rates by 4.71% per AI1303.
3 Public Works Supervisor II	179.05	Hour		1.52% 3% COLA increase for staff costs + decrease in Benefits & Overhead rates by 4.71% per AI1303.
4 Public Works Supervisor I	154.67	Hour		1.52% 3% COLA increase for staff costs + decrease in Benefits & Overhead rates by 4.71% per AI1303.
5 Street Maintenance Leader	124.15	Hour		1.53% 3% COLA increase for staff costs + decrease in Benefits & Overhead rates by 4.71% per AI1303.
6 Street Maintenance Leader (plus Premiums)	125.99	Hour		1.53% 3% COLA increase for staff costs + decrease in Benefits & Overhead rates by 4.71% per AI1303.
7 Heavy Equipment Operator	129.67	Hour		1.56% 3% COLA increase for staff costs + decrease in Benefits & Overhead rates by 4.71% per AI1303.
8 Heavy Equipment Operator (plus Premiums)	131.98	Hour		1.51% 3% COLA increase for staff costs + decrease in Benefits & Overhead rates by 4.71% per AI1303.
9 Public Works Maintenance Worker	100.63	Hour		1.54% 3% COLA increase for staff costs + decrease in Benefits & Overhead rates by 4.71% per AI1303.
10 Public Works Maintenance Worker (plus Premiums)	102.42	Hour		1.54% 3% COLA increase for staff costs + decrease in Benefits & Overhead rates by 4.71% per AI1303.
11 Sewer Maintenance Worker	109.40	Hour		1.54% 3% COLA increase for staff costs + decrease in Benefits & Overhead rates by 4.71% per AI1303.
12 Sewer Maintenance Worker (Plus Premiums)	111.31	Hour		1.57% 3% COLA increase for staff costs + decrease in Benefits & Overhead rates by 4.71% per AI1303.
ENGINEERING & CONSTRUCTION				
ENGINEERING PLANNING & DESIGN				
A. ENGINEERING REVIEW	245.30	Hour		1.52% 3% COLA increase for staff costs + decrease in Benefits & Overhead rates by 4.71% per AI1303.
C. SEWER DISCHARGE AUTHORIZATION	996.25	Application		1.52% 3% COLA increase for staff costs + decrease in Benefits & Overhead rates by 4.71% per AI1303.
D. WILL SERVE LETTER	139.64	1/2 Hour		1.53% 3% COLA increase for staff costs + decrease in Benefits & Overhead rates by 4.71% per AI1303.
PROJECT DELIVERY				
A. MATERIALS TESTING SERVICE	201.60	Hour		1.80% 3% COLA increase for staff costs + decrease in Benefits & Overhead rates by 4.71% per AI1303.



PUBLIC WORKS

City of Oakland
Master Fee Schedule
Effective July 1, 2024

DESCRIPTION	FEE	UNIT	% Change	JUSTIFICATION FOR FEE CHANGE
WATERSHED PROGRAM				
A. CREEK FIELD INSPECTION				
1. Creek Determination Inspection Fee	888.81	Inspection		1.52% 3% COLA increase for staff costs + decrease in Benefits & Overhead rates by 4.71% per AI1303.
2. Creek Determination Appeals (4 hours Minimum)	2,745.80	Appeal		1.52% 3% COLA increase for staff costs + decrease in Benefits & Overhead rates by 4.71% per AI1303.
a. Hourly Fee Over 4 Hours	686.63	Hour		1.52% 3% COLA increase for staff costs + decrease in Benefits & Overhead rates by 4.71% per AI1303.
B. STORMWATER INSPECTION FEE				
1. Industrial (CA Industrial General Permit)	419.93	Inspection		1.50% 3% COLA increase for staff costs + decrease in Benefits & Overhead rates by 4.71% per AI1303.
2. Industrial (No CA Industrial General Permit)	310.58	Inspection		1.48% 3% COLA increase for staff costs + decrease in Benefits & Overhead rates by 4.71% per AI1303.
3. Commercial facility	209.64	Inspection		1.48% 3% COLA increase for staff costs + decrease in Benefits & Overhead rates by 4.71% per AI1303.
4. Business Inspection Fee	167.64	Hour		1.47% 3% COLA increase for staff costs + decrease in Benefits & Overhead rates by 4.71% per AI1303.
PRIVATE SEWER LATERALS				
A. INSPECTION FOR ISSUANCE OF A PERMIT AS REQUIRED BY OAKLAND MUNICIPAL CODE SECTION 13.08, BUILDING SERVICES AND BUILDING SEWER CONNECTIONS				
1. Sewer Repair, Extension or Replacement including tap inspection. <u>Repair or Replace Existing Sewer Lateral:</u>				
a. <u>Within Private Property (Includes 2 inspections). Lateral on Private Property (Includes main connection in easement)</u>	466.57	2 Inspections		5.57% 3% COLA increase for staff costs + decrease in Benefits & Overhead rates by 4.71% per AI1303 + Classification Change from Administrative Assistant II to Administrative Analyst II. Verbiage clarification for description of fee.
b. <u>Within Private Property and Sidewalk/Roadway (Includes 3 inspections). Upper and/or Lower Lateral Within Private Property and Sidewalk/Roadway</u>	667.23	3 Inspections		4.35% 3% COLA increase for staff costs + decrease in Benefits & Overhead rates by 4.71% per AI1303 + Classification Change from Administrative Assistant II to Administrative Analyst II. Verbiage Moving fee to separate section. See A. 5.
c. <u>Additional Inspections During Normal Hours</u>	245.07	Inspection		
d. <u>Additional Inspections Not During Normal Hours</u>	356.60	Inspection		
2. <u>Sewers, New, Building Connection including tap inspection</u>	1,444.90	Inspection		2.39% 3% COLA increase for staff costs + decrease in Benefits & Overhead rates by 4.71% per AI1303 + Classification Change from Administrative Assistant II to Administrative Analyst II. Verbiage clarification for description of fee.
a. <u>Lateral Connect to Existing Lateral or</u>	1479.49	Up to 3 inspections		
b. <u>Lateral Connect to Sewer Main in Easement or</u>				
c. <u>Lateral Connect to Sewer Main in Sidewalk/Roadway (additional engineering review charges and inspection charges may apply)</u>				
3. <u>Sewer Abandonment (Alameda County Health Department provides permits for Septic Tank Abandonment)</u>	362.32	Inspection		4.41% 3% COLA increase for staff costs + decrease in Benefits & Overhead rates by 4.71% per AI1303 + Classification Change from Administrative Assistant II to Administrative Analyst II.
4. <u>Sewer, Common Private</u>				
a. <u>During Normal Working Hours</u>	845.25	Parcel		2.80% 3% COLA increase for staff costs + decrease in Benefits & Overhead rates by 4.71% per AI1303 + Classification Change from Administrative Assistant II to Administrative Analyst II.
b. <u>Not During Normal Operating Hours</u>	1,345.18	Parcel		2.14% 3% COLA increase for staff costs + decrease in Benefits & Overhead rates by 4.71% per AI1303 + Classification Change from Administrative Assistant II to Administrative Analyst II.
5. <u>Additional Inspections During Normal Hours</u>	245.07	Inspection		9.22% 3% COLA increase for staff costs + decrease in Benefits & Overhead rates by 4.71% per AI1303 + Classification Change from Administrative Assistant II to Administrative Analyst II.
6. <u>Additional Inspections Not During Normal Hours</u>	355.60	Inspection		5.00% 3% COLA increase for staff costs + decrease in Benefits & Overhead rates by 4.71% per AI1303 + Classification Change from Administrative Assistant II to Administrative Analyst II.
5.7. <u>Voluntary Repair Coordinated with City Project</u>	No Fee			
B. COMMENCING WORK FOR WHICH A PERMIT, IN ACCORDANCE WITH OAKLAND MUNICIPAL CODE CHAPTERS 12.40, 12.12, 12.32, AND 13.08, IS REQUIRED WITHOUT FIRST HAVING OBTAINED A PERMIT				
4. <u>Investigation of Work</u>	211.83	Inspection		5.47% 3% COLA increase for staff costs + decrease in Benefits & Overhead rates by 4.71% per AI1303 + Classification Change from Administrative Assistant II to Administrative Analyst II.
C. SEWER ABATEMENT				
1. <u>Voluntary</u>				
d. <u>Administrative Fee</u>	908.79	Abatement		1.52% 3% COLA increase for staff costs + decrease in Benefits & Overhead rates by 4.71% per AI1303.
2. <u>Mandatory</u>				
c. <u>Administrative Fee</u>	2,193.26	Abatement		1.50% 3% COLA increase for staff costs + decrease in Benefits & Overhead rates by 4.71% per AI1303.
E. UTILITY CROSS BORE SEWER MAIN ABATEMENT				

PUBLIC WORKS

FEE DESCRIPTION	FEE	UNIT	% Change	Justification for Fee Change
1 Permit to Abate (includes 2 inspections)	526.42	2 Inspections	3.67%	3% COLA increase for staff costs + decrease in Benefits & Overhead fees by 4.71% per AI/303 + Classification Change from Administrative Assistant II to Administrative Analyst II
2 Additional Inspections During Normal Hours	212.39	Inspection	4.88%	3% COLA increase for staff costs + decrease in Benefits & Overhead rates by 4.71% per AI/303 + Classification Change from Administrative Assistant II to Administrative Analyst II
3 Additional Inspections Not During Normal Hours	323.82	Inspection	5.40%	3% COLA increase for staff costs + decrease in Benefits & Overhead rates by 4.71% per AI/303 + Classification Change from Administrative Assistant II to Administrative Analyst II
FEE UNIT	545.75			
	222.75			
	341.31			

A. PERMIT APPLICATION FEE				
1 Building, Electrical, Mechanical, Plumbing Permits	82.95	Permit		OPW no longer processes these permits. Fees duplicated in PBD.
a. Filing and Routing (take)				
2 All Other Permits	82.95	Permit		OPW no longer processes these permits. Fees duplicated in PBD.
3 Mailing and Handling Charges Per 25 Count for Permit Application Forms		Actual cost of Mailing 11.00 minimum		OPW no longer processes these permits. Fees duplicated in PBD.
4 Service Charge for Verification of Project of Licenses and Workers Compensation Information Required by State Law for Approval of Permit Application	15.85	Verification		OPW no longer processes these permits. Fees duplicated in PBD.
4 5 Zoning Sign-Off	85.05	Sign-Off		OPW no longer processes these permits. Fees duplicated in PBD.
B. PLANS/MP PHOTO COPY	1.00	Map		OPW no longer processes these permits. Fees duplicated in PBD.
C. DOCUMENT RESEARCH FEE	75.60	Per Hour		OPW no longer processes these permits. Fees duplicated in PBD.
D. PROCESSING BILLING VIOLATION/BILLING APPEALS				
1 Determined to be unfounded	130.20	Each		OPW no longer processes these permits. Fees duplicated in PBD.
2 Referral to "Collections"	130.20	Each		OPW no longer processes these permits. Fees duplicated in PBD.
3 2nd Research/Review	130.20	Each		OPW no longer processes these permits. Fees duplicated in PBD.
4 Return Request on Expired/Inactive permits	130.20	Each		OPW no longer processes these permits. Fees duplicated in PBD.
E. PROCESSING SECURITY DEPOSITS				
1 Surety Bonds	409.50	Each		OPW no longer processes these permits. Fees duplicated in PBD.
2 Cash, Cashier checks, Checks	409.50	Each		OPW no longer processes these permits. Fees duplicated in PBD.
3 Certificate of Deposits, etc	409.50	Each		OPW no longer processes these permits. Fees duplicated in PBD.
F. RECORDS MANAGEMENT & TECHNOLOGY ENHANCEMENT FEE	14.75%	All Fees		OPW no longer processes these permits. Fees duplicated in PBD.
G. COLLECTIONS - PERMITS & CODE ENFORCEMENT				
1 Alameda County Collections Surcharge on General Levy	1.7%	Lien		OPW no longer processes these permits. Fees duplicated in PBD.
2 City Collection Transfer to or Reversion from County	3%	Lien		OPW no longer processes these permits. Fees duplicated in PBD.
3 Interest on Unpaid Fees and Penalties	10%	Annual		OPW no longer processes these permits. Fees duplicated in PBD.
H. COURIER SERVICE		Actual Cost		OPW no longer processes these permits. Fees duplicated in PBD.
I. CERTIFICATION OF DOCUMENTS	1.00	Page		OPW no longer processes these permits. Fees duplicated in PBD.
J. OTHER SERVICES				
1 DTHAC	948.15	Per Meeting		OPW no longer processes these permits. Fees duplicated in PBD.
2 Project Submittal Advisory Group (PSAG) for 3rd Hour	1,447.95	Per Meeting		OPW no longer processes these permits. Fees duplicated in PBD.
ENGINEERING				
A. CONSULTATION REQUESTED FOR PRELIMINARY REVIEW OF IMPROVEMENTS AND CONSTRUCTION PROJECTS	291.90	Hour or Fraction thereof		OPW no longer processes these permits. Fees duplicated in PBD.
B. MISCELLANEOUS ENGINEERING REVIEW				
1 Regular Working Hours	298.20	Hour or Fraction thereof		OPW no longer processes these permits. Fees duplicated in PBD.
2 Outside of Regular Working Hours	447.30	Hour or Fraction thereof		OPW no longer processes these permits. Fees duplicated in PBD.
A. C. PRIVATE SEWER ASSESSMENT DISTRICT (PSAD)				

Section letter updated

**ECONOMIC WORKFORCE DEVELOPMENT
FY 2024-25-MASTER FEE SCHEDULE**

EXHIBIT A: A-8

ECONOMIC & WORKFORCE DEVELOPMENT



City of Oakland
Master Fee Schedule
Effective July 1, 2024

FEE DESCRIPTION	FEE UNIT	FEE UNIT	% Change	Justification for Fee Change
-----------------	----------	----------	----------	------------------------------

4. Dance Hall Permit	369.75	Permit		
5. Cabaret:				
a. Permit Application Fee	485.93	Application		3% COLA
b. Large Cabaret Annual Permit Fee	1,257.75	Permit		3% COLA
c. Extended Hours Permit Application	1,703.00	Permit		3% COLA
d. Extended Hours Annual Permit Fee	3,916.50	Permit		3% COLA
e. Small Cabaret Exemption Annual Permit Fee	901.75	Permit		3% COLA
6. Pool Room & Bowling Alley Permit	889.75	Permit		3% COLA
7. Skating Rink Permit	889.75	Permit		3% COLA
8. Riding Academy Permit	889.75	Permit		3% COLA
9. Miniature Golf Course Permit	889.75	Permit		3% COLA
10. Carnival Permit	889.75	Permit		3% COLA
11. Outdoor Amusement Center Permit	889.75	Permit		3% COLA
12. Trampoline Center Permit	889.75	Permit		3% COLA
13. Massage Establishment Permit	889.75	Permit		3% COLA
14. Massage Therapist and Trainee Permit	2,924.75	Permit		3% COLA
a. Original	363.25	Permit		3% COLA
b. Renewal	308.50	Permit		3% COLA
c. Upgrading from Trainee to Therapist	154.25	Permit		3% COLA
d. Replacement of Badge	32.75	Permit		3% COLA
e. Change of Workplace	50.75	Permit		3% COLA
15. Pawn Broker Permit	1,017.25	Permit		3% COLA
a. Renewal	317.50	Permit		3% COLA
16. Second Hand Dealer, Exchange Dealer Permit	317.50	Permit		3% COLA
a. Renewal	317.50	Permit		3% COLA
17. Second Hand Jewelry Dealer	1,017.25	Permit		3% COLA
a. Renewal	317.50	Permit		3% COLA
18. Storage of Second Hand Building Materials Permit	189.50	Permit		3% COLA
19. Scrap Dealer Permit	1,017.45	Permit		3% COLA
20. Scrap Collector Permit	1,017.45	Permit		3% COLA
22. Livery Stable	889.75	Permit		3% COLA
23. Flying Field, Heliport, Helistop Permit	889.75	Permit		3% COLA
24. Outdoor Sound Amplification	55.00	Permit		3% COLA
	148.50	Notice		3% COLA
B. NOTICE OF HEARING ON THE APPLICATION FOR A SPECIAL ACTIVITY PERMIT NOTICE TO BE PUBLISHED ONCE IN THE OFFICIAL NEWSPAPER OF THE CITY OF OAKLAND				
C. APPEAL FILING FEE, SPECIAL ACTIVITY PERMITS				
D. FEES FOR CHARITABLE SOLICITATION PERMIT				
1. Permit Filing Fee (valid for up to 90 days)	906.00	Appeal		3% COLA
E. ANNUAL PERMIT TO CONDUCT BINGO GAMES FOR CHARITY				
1. Bingo Hall				
a. Permit Fee for Manager of Bingo Hall	55.00	Year		3% COLA
b. City Auditor Review of Independent Audit, if applicable	2,004.50	Permit		3% COLA
c. Bingo Game Operator Law Enforcement and Public Safety Fee	5,146.00	Audit		3% COLA
a. Monthly Fee	1,702.00	Month		3% COLA
F. CANNABIS PERMITS				
1. Application fee				
a. First Non-Dispensary Application submitted	3,419.00	Application		3% COLA
b. Application fee for each additional non-dispensary permit for same operator at same location	978.75	Application		3% COLA
c. Dispensary Application Fee	3,412.00	Application		3% COLA
d. Change of Application Fee	113.25	Updated Application		3% COLA
2. Renewal Processing fee for Cannabis Permits				
a. Dispensary Permit Application	776.75	Permit/Year		3% COLA
b. Non-Dispensary Permit Application	414.50	Permit/Year		3% COLA
c. Additional Non-Dispensary at same Location	232.50	Permit/Year		3% COLA
3. Annual Dispensary Permit	17,016.00	Annual Permit		3% COLA



**City of Oakland
Master Fee Schedule
Effective July 1, 2024**

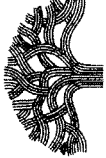
**ECONOMIC & WORKFORCE
DEVELOPMENT**

Justification for Fee Change

FEE DESCRIPTION	FEE UNIT	FEE UNIT	% Change
a. Annual No-Dispersary Permit if Gross Sales > \$999,999	12,833.00 Annual Permit	13,218.00	3% COLA
b. Each additional permit for same operator at same location if Gross Sales > \$999,999	5,911.50 Annual Permit	6,089.00	3% COLA
4 Gross Sales - \$500,000 - \$999,999			
a. Annual Permit if Gross Sales = \$500,000 - \$999,999	8,412.00 Annual Permit	6,604.00	3% COLA
Each additional Permit for same operator at same location	2,381.00 Annual Permit	2,452.00	3% COLA
b. if Gross Sales = \$500,000 - \$999,999			
5 Gross Sales < \$500,000			
a. Annual Permit if Gross Sales < \$500,000	3,482.00 Annual Permit	3,587.00	3% COLA
b. Each additional Permit for same operator at same location if Gross Sales < \$500,000	1,268.75 Annual Permit	1,328.00	3% COLA
6 Application Fee - On Site Consumption	4,039.75 Application	3,131.00	3% COLA
7 Permit Fee - On Site Consumption	2,421.75 Annual Permit	2,494.00	3% COLA
8 Compliance Plan Fee	264.5 Per 120-day Plan	272.00	3% COLA
9 Large (5,000+ square foot facility) Cultivator Annual Fee	484.00 Annual Permit	499.00	3% COLA
G. HEARING FILING FEE	508.75 Application	525.00	3% COLA
H. HEARING NOTIFICATION FEE FOR SPECIAL ACTIVITY PERMIT APPLICATIONS	924.00 Fee	952.00	3% COLA
J.I. MOBILE VENDING PERMIT			
a. Food Truck, Trailers, Large Push Carts (Motorized), Merchandise	482.50 Annual	497.00	Update letter for alphabetical order
b. Food Truck, Trailers, Large Push Carts (Motorized), Merchandise	241.25 (182 Consecutive Days)	248.00	3% COLA
c. Push Cart (non-motorized sidewalk vendor)	398.75 Annual	412.00	3% COLA
d. Push Cart (non-motorized sidewalk vendor)	286.75 (182 Consecutive Days)	213.00	3% COLA
e. Group Site (all types)	1,853.50 Annual	1,291.00	3% COLA
K. SPECIAL EVENT APPLICATION FEE (As allowed in OMC section 9.52)			
1 Tier One (Less than 300 people)	81.00 Application	83.25 Application	Update letter for alphabetical order
2 Tier Two (300 or more)	415.00 Application	427.00 Application	3% These are new fees in EWD and simply being transferred from OPD + 3% COLA
3 Tier Three (2,500 or more people/parade)	1,701.00 Application	1,756.00 Application	3% These are new fees in EWD and simply being transferred from OPD + 3% COLA
4 Tier Four (marathons)	4,292.00 Application	4,335.00 Application	3% These are new fees in EWD and simply being transferred from OPD + 3% COLA
5 Repeat Special Events as defined by OMC 9.52.040	25% reduced fee for each repeat event, up to a maximum of 75% reduced fee	Application	These are new fees in EWD and simply being transferred from OPD
6 Events That Include Cannabis Vendors			
a. Up to 15 vendors	524.00 Application	591.00 Application	3% These are new fees in EWD and simply being transferred from OPD + 3% COLA
b. Each additional 15 cannabis vendors	92.50 Application	95.00 Application	3% These are new fees in EWD and simply being transferred from OPD + 3% COLA
7 Community Events as defined by OMC 9.52	50% reduced application fee	Application	These are new fees in EWD and simply being transferred from OPD

HOUSING AND COMMUNITY DEVELOPMENT
FY 2024-25-MASTER FEE SCHEDULE

EXHIBIT A: A-9



HOUSING & COMMUNITY
DEVELOPMENT

FEE DESCRIPTION	FEE UNIT	FEE	% Change	Justification for Fee Change
-----------------	----------	-----	----------	------------------------------

LENDING

B. APPLICATION FEE REFUNDS PROCESSING COST

230.00 Refund 236.90 3.00% COLA adjustment

D. RESIDENTIAL LENDING LOAN FEES

1 Statement Fee 56.00 Loan 56.00 COLA adjustment
 2 Reconveyance Fee 173.00 Loan 173.00 COLA adjustment
 3 Loan Extension Fee 551.00 Loan 551.00 COLA adjustment
 4 Subordination Fee 896.00 Loan 896.00 COLA adjustment
 5 Closing Fees Actual Cost 963.00 COLA adjustment
 6 Re-Sale Fees 935.00 Loan 935.00 COLA adjustment
 7 Loan Assumption Fee 551.00 Loan 551.00 COLA adjustment

E. HOMEOWNERSHIP PROGRAM FEE

1 FTHB Loan Application Fee 270.00 Loan 270.00 COLA adjustment

G. HOUSING DEVELOPMENT SERVICES FEES

2 Loan Modification Fee 3460.80 Loan 3460.80 COLA adjustment
 3 Subordination Fee 1514.00 Loan 1514.00 COLA adjustment
 4 Re-Sale Fees 1730.00 Loan 1730.00 COLA adjustment
 5 Loan Assumption Fee 2163.00 Loan 2163.00 COLA adjustment
 6 Annual Monitoring Fee - City-Assisted Projects 628.30 base fee + 8.24 / unit 628.30 base fee + 8.24 / unit 3.00% COLA adjustment
 7 Annual Monitoring Fee - Restricted Unassisted Projects 398.51 base fee + 5.00 / unit charge 398.51 base fee + 5.15 / unit 3.00% COLA adjustment
 8 Annual Monitoring Fee - Restricted Unassisted Projects 140.00 Per unit charge 144.00 2.86% COLA adjustment

MISCELLANEOUS

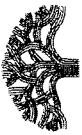
**A. JOBS/HOUSING FEE
(OVER 25,000 S.F. OFFICE/WAREHOUSE)**

1 Impact Fee 8.05 Square Foot 7.87 To be in conformity with the Marshall and Swift (M&S) index followed by the industry. See memo submitted for details.
 2 Administrative Appeal Fee 583.00 Appeal 600.50 3.00% COLA adjustment
 -2.24%

PLANNING AND BUILDING (PBD)

FY 2024-25-MASTER FEE SCHEDULE

EXHIBIT A: A-10



City of Oakland
Master Fee Schedule
Effective July 1, 2024

PLANNING & BUILDING
DEPARTMENT

FEE DESCRIPTION

FEE UNIT

% Change

Justification for Fee Change

BUILDING SERVICES

ADMINISTRATION

A. PERMIT APPLICATION FEE

- 1. Building, Electrical, Mechanical, Plumbing Permits
 - a. Filing and Routing (Intake)
 - b. Online submission
- 2. All Other Permits
 - a. Filing and Routing (Intake)
 - b. Online submission
 - c. Solar/Agg+ Filing Fee

79.00 Permit	201.49	155%	Per Permit	**Added periods to subheading numbers/letters throughout
	112.83		Per Permit	MGT - Fee Study +3% to Align with FY25 Budget
				New Fee - MGT Fee Study + 3% to Align with FY25 Budget
79.00 Permit	201.49	155%	Per Permit	Fee Study - MGT Outside Consultant + 3% to Align with FY25 Budget

3. Waiving and Handling Charges Per 25 Count for Permit Application Forms

- Service Charge for Verification of Proof of License and Workers Compensation Information Required by
- 4. State Law for Approval of Permit Application

15.10 Verification	45.67	202%	Per Permit	MGT - Fee Study +3% to Align with FY25 Budget
--------------------	-------	------	------------	---

4. Zoning Sign-Off

\$11.00 Sign-Off	134.32	66%	Per Permit	MGT - Fee Study +3% to Align with FY25 Budget
------------------	--------	-----	------------	---

B. (COPIES LESS THAN 11"x17")

PLANS/MAP PHOTO COPY

D. DOCUMENT RESEARCH FEE

- 1. Determined to be unfiled
- 2. Referral to "Collections"
- 3. 2nd Research/Review
- 4. Refund Request on Expired/Inactive permits

72.00 Per hour	268.64	273%	Per Hour	MGT - Fee Study +3% to Align with FY25 Budget
124.00 Each	268.64	117%	Per Hour	MGT - Fee Study +3% to Align with FY25 Budget
124.00 Each	268.64	333%	Per Hour	MGT - Fee Study +3% to Align with FY25 Budget
124.00 Each	268.64	117%	Per Hour	MGT - Fee Study +3% to Align with FY25 Budget
124.00 Each	537.29	333%	Per Hour	MGT - Fee Study +3% to Align with FY25 Budget

E. PROCESSING SECURITY DEPOSITS

- 1. Surety Bonds
- 2. Cash, Cashier checks, Checks
- 3. Certificate of Deposits, etc

380.00 Each	604.45	55%	Per Hour	MGT - Fee Study +3% to Align with FY25 Budget
380.00 Each	604.45	55%	Per Hour	MGT - Fee Study +3% to Align with FY25 Budget
380.00 Each	604.45	55%	Per Hour	MGT - Fee Study +3% to Align with FY25 Budget
14.75% All Fees	12.70%	-14%	Per Hour	MGT - Fee Study

F. RECORDS MANAGEMENT & TECHNOLOGY ENHANCEMENT FEE

- 1. Alameda County Collection Surcharge on General Levy
- 2. City Collection Transfer to or Rescission from County
- 3. Interest on Unpaid Fees and Penalties

1.7% Lien				
3% Lien				
10% Annual				
Actual Cost				
1.00 Page	2.69			

H. COURIER SERVICE

I. CERTIFICATION OF DOCUMENTS

- 1. Development Technical Review Advisory Committee
- 2. Project Submittal Advisory Group (PSAG) (for 3/4 hour)

J. K. CANCELLATION

- 1. No Show Fee for Appointments
- 2. Inspection Cancellation
 - a. At Site or in Route by Owner/Agent of Owner
 - b. Less than 48hrs by Owner/Agent of Owner

903.00 Per Meeting	805.93	427%	Per Meeting	MGT - Fee Study +3% to Align with FY25 Budget
1,379.00 Per Meeting			Per Meeting	MGT - Fee Study - Moved to Planning
			Per Meeting	MGT - Fee Study - Moved to Planning

K. SERVICE CHARGE TO PROCESS REQUEST TO EXTEND PERMIT EXPIRATION LIMITATION OR REINSTATE PERMIT

- 1. Extension or Reinstatement
- 2. If more than 2 years
- 3. If impact fees need to be reviewed

154.00	134.32	-13%	Per Permit	MGT - Fee Study - moved from Plan Check + 3% to Align with FY25 Budget
	268.64		Per Permit	New Fee - MGT Fee Study + 3% to Align with FY25 Budget
	671.61		Per Permit	New Fee - MGT Fee Study + 3% to Align with FY25 Budget

L. INSTALLATION / REGISTRATION / INSPECTION CERTIFICATION FOR RE-ROOFING OR CERTIFICATION FOR INSULATION

34.00 Permit	67.16	98%	Per Certification	MGT - Fee Study - moved from Plan Check + 3% to Align with FY25 Budget
--------------	-------	-----	-------------------	--

M. ASSIGNMENT AND DESIGNATION OF BUILDING NUMBERS AS REQUIRED BY OAKLAND MUNICIPAL CODE

- 1. Dwelling
- 2. Other (Building, Apartment, or Hotel)
- 3. Change of Address

55.00	120.89	120%	Per Building #	MGT - Fee Study - moved from Plan Check + 3% to Align with FY25 Budget
153.00	268.64	76%	Per Building #	MGT - Fee Study - moved from Plan Check + 3% to Align with FY25 Budget
400.00	537.29	34%	Per Building #	MGT - Fee Study - moved from Plan Check + 3% to Align with FY25 Budget

N. DUPLICATE INSPECTION RECORD CARD

--	--	--	--	--



City of Oakland
Master Fee Schedule
Effective July 1, 2024

PLANNING & BUILDING
DEPARTMENT

FEE DESCRIPTION

- 1. Replace
- 2. Research

CODE ENFORCEMENT

A. SERVICE FEES

- 1. Re-inspection to Verify or Monitor Progress of Violations Abatement
 - a. Conditions of Compliance
 - b. Virtual Review for Code Enforcement Compliance
 - c. All Others
- 2. Certificate of Occupancy
 - a. Basic
 - b. Surcharge
 - c. Re-Inspection
- 3. Third-Party Contract
- 4. Complaint Investigation
- 5. Repeat Offender - violation within 24 months
 - a. Process Violation
 - b. Inspection
 - c. Repeat Offender Notification

B. GRAFFITI

- 1. Inspection
- 2. Re-inspection
- 3. Graffiti Penalties 1st Citation (OMC 8.10.240 B)
- 4. Graffiti Penalties 2nd Citation (OMC 8.10.240 B)
- 5. Graffiti Penalties 3rd Citation (OMC 8.10.240 B)
- 6. Graffiti Civil Penalties Final Notice of Violation (per OMC 8.10.240 B 2)

C. STOP WORK / ACTIVITY ORDER

- 1. Regular Time
- 2. Outside Normal Working Hours

D. ADMINISTRATIVE FEES

- 1. Contracted Work
 - a. Demolition - \$1-\$5,000: 30%
 - Demolition - \$5,001-\$10,000: 25%
 - Demolition - \$10,001+ 20%
- b. All Other - \$1-\$5,000: 30%
- All Other - \$5,001-\$10,000: 25%
- All Other - \$10,001+ 20%

E. Bid/Contract Development

- 1. Base Fee (includes 3 inspections)
- 2. For additional subsequent inspection
- 3. Police Stand-by (if required) - Minimum 13 hours, per hour after 3 hours

d. Contractor Mobilization

- 2. Public Documents (Order, Invoice, Notice, Declaration, Lien, Release, Termination, etc.)
 - a. Preparation
 - 1. Standard
 - 2. Order to Abate - Habitability
 - 3. Substandard Public
 - 4. Notice of Limitation
 - 5. Invoice
 - 6. Priority Lien
 - 7. Releases of Priority Lien
 - 8. Duplicate Release of Priority Lien
 - 9. Demand (excludes 14.75%, 12.70%, Rec Mgmt & Tech Enhancement)
 - b. Notarizing
 - c. Recording
- 3. Court Action
 - a. Judgment
 - b. Inspection Warrant

FEE UNIT

34.00
100.00

% Change

58%
34%

Per Permit

53.72
134.04

Justification for Fee Change

MGT - Fee Study - moved from Plan Check + 3% to Align with FY25 Base Study - moved from Plan Check + 3% to Align with FY25 Budget

MGT - Fee Study +3% to Align with FY25 Budget
MGT - Fee Study +3% to Align with FY25 Budget
MGT - Fee Study +3% to Align with FY25 Budget

MGT - Fee Study +3% to Align with FY25 Budget
MGT - Fee Study +3% to Align with FY25 Budget
MGT - Fee Study +3% to Align with FY25 Budget
MGT - Fee Study +3% to Align with FY25 Budget

MGT - Fee Study +3% to Align with FY25 Budget
MGT - Fee Study +3% to Align with FY25 Budget
MGT - Fee Study +3% to Align with FY25 Budget

MGT - Fee Study +3% to Align with FY25 Budget
MGT - Fee Study +3% to Align with FY25 Budget
MGT - Fee Study +3% to Align with FY25 Budget
MGT - Fee Study +3% to Align with FY25 Budget

MGT - Fee Study +3% to Align with FY25 Budget
MGT - Fee Study +3% to Align with FY25 Budget

MGT - Fee Study - Previously a percentage, changed to flat fee
MGT - Fee Study - use to do a percentage- now flat fee
MGT - Fee Study - use to do a percentage- now flat fee
MGT - Fee Study - use to do a percentage- now flat fee
MGT - Fee Study - use to do a percentage- now flat fee
MGT - Fee Study - use to do a percentage- now flat fee

MGT - Fee Study - use to do a percentage- now flat fee
MGT - Fee Study +3% to Align with FY25 Budget
New Fee - MGT Fee Study + 3% to Align with FY25 Budget
New Fee - MGT Fee Study + 3% to Align with FY25 Budget

MGT - Fee Study +3% to Align with FY25 Budget

MGT - Fee Study +3% to Align with FY25 Budget
MGT - Fee Study +3% to Align with FY25 Budget
MGT - Fee Study +3% to Align with FY25 Budget
MGT - Fee Study +3% to Align with FY25 Budget
MGT - Fee Study +3% to Align with FY25 Budget
MGT - Fee Study +3% to Align with FY25 Budget
MGT - Fee Study +3% to Align with FY25 Budget

MGT - Fee Study +3% to Align with FY25 Budget
MGT - Fee Study +3% to Align with FY25 Budget
MGT - Fee Study +3% to Align with FY25 Budget
MGT - Fee Study +3% to Align with FY25 Budget
MGT - Fee Study +3% to Align with FY25 Budget
MGT - Fee Study +3% to Align with FY25 Budget
MGT - Fee Study +3% to Align with FY25 Budget

MGT - Fee Study +3% to Align with FY25 Budget
MGT - Fee Study +3% to Align with FY25 Budget

MGT - Fee Study +3% to Align with FY25 Budget
MGT - Fee Study +3% to Align with FY25 Budget

141.00 Inspection
72.00 Each
255.00 Inspection

1,403.00 Building
70.00 Each Tenant unit / space
141.00 Inspection
141.00 Each
141.00 Inspection

141.00 Initial Inspection
263.00 Inspection
394.00 Notification

284.00 Each
233.00 Each
150.00 Each
250.00 Each
560.00 Each

908.00 Each
1,404.00 Each

Up to 1,000 Each Day, per OMC 1.08

Instance of \$521.64 minimum
Contract, whichever is greater

Instance of \$162.00 minimum
Contract, whichever is greater

284.00 Instance

10% or 337 minimum,
2,703.00 maximum

10% or 537.29 minimum,
2,703.00 maximum

390.00 Document
1,141.00 Document
390.00 Document
390.00 Document
390.00 Document
390.00 Document
160.00 Document
162.00 Document
107.00 Document
Actual cost
or 50.00 minimum

671.61
3,156.57
5,037.09
537.29
402.97
537.29
268.64
402.97
537.29
0.00
1,343.72
268.64
805.93

10% or 337 minimum,
2,703.00 maximum

10% or 537.29 minimum,
2,703.00 maximum

390.00 Document
1,141.00 Document
390.00 Document
390.00 Document
390.00 Document
160.00 Document
162.00 Document
107.00 Document
Actual cost
or 50.00 minimum

671.61
3,156.57
5,037.09
537.29
402.97
537.29
268.64
402.97
537.29
0.00
1,343.72
268.64
805.93

10% or 337 minimum,
2,703.00 maximum

10% or 537.29 minimum,
2,703.00 maximum

390.00 Document
1,141.00 Document
390.00 Document
390.00 Document
390.00 Document
160.00 Document
162.00 Document
107.00 Document
Actual cost
or 50.00 minimum

671.61
3,156.57
5,037.09
537.29
402.97
537.29
268.64
402.97
537.29
0.00
1,343.72
268.64
805.93

10% or 337 minimum,
2,703.00 maximum

10% or 537.29 minimum,
2,703.00 maximum

390.00 Document
1,141.00 Document
390.00 Document
390.00 Document
390.00 Document
160.00 Document
162.00 Document
107.00 Document
Actual cost
or 50.00 minimum

671.61
3,156.57
5,037.09
537.29
402.97
537.29
268.64
402.97
537.29
0.00
1,343.72
268.64
805.93

10% or 337 minimum,
2,703.00 maximum

10% or 537.29 minimum,
2,703.00 maximum

390.00 Document
1,141.00 Document
390.00 Document
390.00 Document
390.00 Document
160.00 Document
162.00 Document
107.00 Document
Actual cost
or 50.00 minimum

671.61
3,156.57
5,037.09
537.29
402.97
537.29
268.64
402.97
537.29
0.00
1,343.72
268.64
805.93

10% or 337 minimum,
2,703.00 maximum

10% or 537.29 minimum,
2,703.00 maximum

390.00 Document
1,141.00 Document
390.00 Document
390.00 Document
390.00 Document
160.00 Document
162.00 Document
107.00 Document
Actual cost
or 50.00 minimum

671.61
3,156.57
5,037.09
537.29
402.97
537.29
268.64
402.97
537.29
0.00
1,343.72
268.64
805.93

10% or 337 minimum,
2,703.00 maximum

10% or 537.29 minimum,
2,703.00 maximum

390.00 Document
1,141.00 Document
390.00 Document
390.00 Document
390.00 Document
160.00 Document
162.00 Document
107.00 Document
Actual cost
or 50.00 minimum

671.61
3,156.57
5,037.09
537.29
402.97
537.29
268.64
402.97
537.29
0.00
1,343.72
268.64
805.93

10% or 337 minimum,
2,703.00 maximum

10% or 537.29 minimum,
2,703.00 maximum

390.00 Document
1,141.00 Document
390.00 Document
390.00 Document
390.00 Document
160.00 Document
162.00 Document
107.00 Document
Actual cost
or 50.00 minimum

671.61
3,156.57
5,037.09
537.29
402.97
537.29
268.64
402.97
537.29
0.00
1,343.72
268.64
805.93

10% or 337 minimum,
2,703.00 maximum

10% or 537.29 minimum,
2,703.00 maximum

Per Judgment

32%
238%

MGT - Fee Study +3% to Align with FY25 Budget
MGT - Fee Study +3% to Align with FY25 Budget

Actual Cost or 402.97
Minimum, whichever is
greater
5,104.25

32%
238%

MGT - Fee Study +3% to Align with FY25 Budget
MGT - Fee Study +3% to Align with FY25 Budget

Actual Cost or 402.97
Minimum, whichever is
greater
5,104.25

32%
238%

MGT - Fee Study +3% to Align with FY25 Budget
MGT - Fee Study +3% to Align with FY25 Budget

Actual Cost or 402.97
Minimum, whichever is
greater
5,104.25

32%
238%

MGT - Fee Study +3% to Align with FY25 Budget
MGT - Fee Study +3% to Align with FY25 Budget

Actual Cost or 402.97
Minimum, whichever is
greater
5,104.25

32%
238%

MGT - Fee Study +3% to Align with FY25 Budget
MGT - Fee Study +3% to Align with FY25 Budget

Actual Cost or 402.97
Minimum, whichever is
greater
5,104.25

32%
238%

MGT - Fee Study +3% to Align with FY25 Budget
MGT - Fee Study +3% to Align with FY25 Budget

Actual Cost or 402.97
Minimum, whichever is
greater
5,104.25

32%
238%

MGT - Fee Study +3% to Align with FY25 Budget
MGT - Fee Study +3% to Align with FY25 Budget

Actual Cost or 402.97
Minimum, whichever is
greater
5,104.25

32%
238%

MGT - Fee Study +3% to Align with FY25 Budget
MGT - Fee Study +3% to Align with FY25 Budget

Actual Cost or 402.97
Minimum, whichever is
greater
5,104.25

32%
238%

MGT - Fee Study +3% to Align with FY25 Budget
MGT - Fee Study +3% to Align with FY25 Budget

Actual Cost or 402.97
Minimum, whichever is
greater
5,104.25

32%
238%

MGT - Fee Study +3% to Align with FY25 Budget
MGT - Fee Study +3% to Align with FY25 Budget

Actual Cost or 402.97
Minimum, whichever is
greater
5,104.25

32%
238%

MGT - Fee Study +3% to Align with FY25 Budget
MGT - Fee Study +3% to Align with FY25 Budget

Actual Cost or 402.97
Minimum, whichever is
greater
5,104.25

32%
238%

MGT - Fee Study +3% to Align with FY25 Budget
MGT - Fee Study +3% to Align with FY25 Budget

Actual Cost or 402.97
Minimum, whichever is
greater
5,104.25

32%
238%

MGT - Fee Study +3% to Align with FY25 Budget
MGT - Fee Study +3% to Align with FY25 Budget

Actual Cost or 402.97
Minimum, whichever is
greater
5,104.25

32%
238%

MGT - Fee Study +3% to Align with FY25 Budget
MGT - Fee Study +3% to Align with FY25 Budget

Actual Cost or 402.97
Minimum, whichever is
greater
5,104.25

32%
238%

MGT - Fee Study +3% to Align with FY25 Budget
MGT - Fee Study +3% to Align with FY25 Budget

Actual Cost or 402.97
Minimum, whichever is
greater
5,104.25

32%
238%

MGT - Fee Study +3% to Align with FY25 Budget
MGT - Fee Study +3% to Align with FY25 Budget

Actual Cost or 402.97
Minimum, whichever is
greater
5,104.25

32%
238%

MGT - Fee Study +3% to Align with FY25 Budget
MGT - Fee Study +3% to Align with FY25 Budget

Actual Cost or 402.97
Minimum, whichever is
greater
5,104.25

32%
238%

MGT - Fee Study +3% to Align with FY25 Budget
MGT - Fee Study +3% to Align with FY25 Budget

Actual Cost or 402.97
Minimum, whichever is
greater
5,104.25

32%
238%

MGT - Fee Study +3% to Align with FY25 Budget
MGT - Fee Study +3% to Align with FY25 Budget

Actual Cost or 402.97
Minimum, whichever is
greater
5,104.25

32%
238%

MGT - Fee Study +3% to Align with FY25 Budget
MGT - Fee Study +3% to Align with FY25 Budget

Actual Cost or 402.97
Minimum, whichever is
greater
5,104.25

32%
238%

MGT - Fee Study +3% to Align with FY25 Budget
MGT - Fee Study +3% to Align with FY25 Budget

Actual Cost or 402.97
Minimum, whichever is
greater
5,104.25

32%
238%

MGT - Fee Study +3% to Align with FY25 Budget
MGT - Fee Study +3% to Align with FY25 Budget

Actual Cost or 402.97
Minimum, whichever is
greater
5,104.25

32%
238%

MGT - Fee Study +3% to Align with FY25 Budget
MGT - Fee Study +3% to Align with FY25 Budget

Actual Cost or 402.97
Minimum, whichever is
greater
5,104.25

32%
238%

MGT - Fee Study +3% to Align with FY25 Budget
MGT - Fee Study +3% to Align with FY25 Budget

Actual Cost or 402.97
Minimum, whichever is
greater
5,104.25

32%
238%

MGT - Fee Study +3% to Align with FY25 Budget
MGT - Fee Study +3% to Align with FY25 Budget

Actual Cost or 402.97
Minimum, whichever is
greater
5,104.25

32%
238%

MGT - Fee Study +3% to Align with FY25 Budget
MGT - Fee Study +3% to Align with FY25 Budget

Actual Cost or 402.97
Minimum, whichever is
greater
5,104.25

32%
238%

MGT - Fee Study +3% to Align with FY25 Budget
MGT - Fee Study +3% to Align with FY25 Budget

Actual Cost or 402.97
Minimum, whichever is
greater
5,104.25

32%
238%

MGT - Fee Study +3% to Align with FY25 Budget
MGT - Fee Study +3% to Align with FY25 Budget

Actual Cost or 402.97
Minimum, whichever is
greater
5,104.25

32%
238%

MGT - Fee Study +3% to Align with FY25 Budget
MGT - Fee Study +3% to Align with FY25 Budget

Actual Cost or 402.97
Minimum, whichever is
greater
5,104.25



City of Oakland
Master Fee Schedule
Effective July 1, 2024

PLANNING & BUILDING
DEPARTMENT

FEE DESCRIPTION	FEE UNIT	% Change	Justification for Fee Change
2. Surcharge	14.05 Each Additional \$1,000 or Fraction Thereof		MGT - Fee Study - Remove to restructure
d. \$50,001 to \$100,000 Construction Value	1,258.00 Permit First \$50,001		MGT - Fee Study - Remove to restructure
1. Basic	10.21 Each Additional \$1,000 or Fraction Thereof		MGT - Fee Study - Remove to restructure
2. Surcharge	10.21 Each Additional \$1,000 or Fraction Thereof		MGT - Fee Study - Remove to restructure
e. \$100,001 to \$250,000 Construction Value	1,745.00 Permit First \$100,001		MGT - Fee Study - Remove to restructure
1. Basic	10.21 Each Additional \$1,000 or Fraction Thereof		MGT - Fee Study - Remove to restructure
2. Surcharge	10.21 Each Additional \$1,000 or Fraction Thereof		MGT - Fee Study - Remove to restructure
f. \$250,001 and Higher Construction Value	3,284.00 Permit First \$250,001		MGT - Fee Study - Remove to restructure
1. Basic	6.53 Each Additional \$1,000 or Fraction Thereof		MGT - Fee Study - Remove to restructure
2. Surcharge	6.53 Each Additional \$1,000 or Fraction Thereof		MGT - Fee Study - Remove to restructure
2. As Required by the Oakland Building Code or the Oakland Sign Code the Issuance of a Permit For Repairs/Additional/Alteration	204.00 Permit		MGT - Fee Study - Remove to restructure
a. \$1 to \$2,000 Construction Value	216.00 Permit First \$2,001		MGT - Fee Study - Remove to restructure
b. \$2,001 to \$25,000 Construction Value	11.92 Each Additional \$500 or Fraction Thereof		MGT - Fee Study - Remove to restructure
1. Basic	11.92 Each Additional \$500 or Fraction Thereof		MGT - Fee Study - Remove to restructure
2. Surcharge	11.92 Each Additional \$500 or Fraction Thereof		MGT - Fee Study - Remove to restructure
c. \$25,001 to \$50,000 Construction Value	775.00 Permit First \$25,001		MGT - Fee Study - Remove to restructure
1. Basic	11.35 Each Additional \$1,000 or Fraction Thereof		MGT - Fee Study - Remove to restructure
2. Surcharge	11.35 Each Additional \$1,000 or Fraction Thereof		MGT - Fee Study - Remove to restructure
d. \$50,001 to \$200,000 Construction Value	1,071.00 Permit First \$50,001		MGT - Fee Study - Remove to restructure
1. Basic	10.50 Each Additional \$1,000 or Fraction Thereof		MGT - Fee Study - Remove to restructure
2. Surcharge	10.50 Each Additional \$1,000 or Fraction Thereof		MGT - Fee Study - Remove to restructure
e. \$200,001 and Higher Construction Value	2,654.00 Permit First \$200,001		MGT - Fee Study - Remove to restructure
1. Basic	8.08 Each Additional \$1,000 or Fraction Thereof		MGT - Fee Study - Remove to restructure
2. Surcharge	8.08 Each Additional \$1,000 or Fraction Thereof		MGT - Fee Study - Remove to restructure
D. Building Construction Permits - Plan Review and Inspection.			MGT - Fee Study - New Structure of Building Inspections and Plan Review
1. Residential Building - New Construction - R3 - Plan Review.		10.60	per \$1,000 of construction valuation minimum value 335.81
2. Residential Building - New Construction - R3 - Inspection		8.00	per \$1,000 of construction valuation minimum value 335.81
3. Residential Building - Repairs/Additions/Alterations - R3 - Plan Review.		17.08	per \$1,000 of construction valuation minimum value 335.81
4. Residential Building - Repairs/Additions/Alterations - R3 - Inspection		26.11	per \$1,000 of construction valuation minimum value 335.81
5. Residential - Electrical - R3 - Plan Review		0.31	per \$1,000 of construction valuation minimum value 335.81
6. Residential - Electrical - R3 - Inspection		7.66	per \$1,000 of construction valuation minimum value 335.81
7. Residential - Plumbing - R3 - Plan Review		0.31	per \$1,000 of construction valuation minimum value 335.81
8. Residential - Plumbing - R3 - Inspection		4.79	per \$1,000 of construction valuation minimum value 335.81
9. Residential - Mechanical - R3 - Plan Review		0.32	per \$1,000 of construction valuation minimum value 335.81
10. Residential - Mechanical - R3 - Inspection		4.36	per \$1,000 of construction valuation minimum value 335.81
11. Building - New Construction - All Occupancies other than R3 - Plan Review		9.71	per \$1,000 of construction valuation minimum value 335.81
12. Building - New Construction - All Occupancies other than R3 - Inspection		9.37	per \$1,000 of construction valuation minimum value 335.81



**City of Oakland
Master Fee Schedule
Effective July 1, 2024**

**PLANNING & BUILDING
DEPARTMENT**

FEE DESCRIPTION

FEE UNIT

% Change

Justification for Fee Change

FEE DESCRIPTION	FEE UNIT	% Change	Justification for Fee Change
13. Private Infrastructure - Plan Review	per \$1,000 of construction valuation, minimum value \$35,811	11.73	MGT - Fee Study - New Structure of Building Inspections and Plan Review + 3% to Align with FY25 Budget
14. Private Infrastructure - Inspection	per \$1,000 of construction valuation, minimum value \$35,811	10.35	MGT - Fee Study - New Structure of Building Inspections and Plan Review + 3% to Align with FY25 Budget
15. Building - Repairs/Additions/Alterations - All Occupancies other than R3 - Plan Review	per \$1,000 of construction valuation, minimum value \$35,811	11.73	MGT - Fee Study - New Structure of Building Inspections and Plan Review + 3% to Align with FY25 Budget
16. Building - Repairs/Additions/Alterations - All Occupancies other than R3 - Inspection	per \$1,000 of construction valuation, minimum value \$35,811	10.36	MGT - Fee Study - New Structure of Building Inspections and Plan Review + 3% to Align with FY25 Budget
E. PLAN CHECK AND INSPECTION FOR SITE DEVELOPMENT NOT RELATED TO ANY OTHER REQUIRED PERMIT			
1. During Regular Working Hours (2.5 hours minimum)			
F. 3 Solar Electric			
1. a. Residential	264.00	-9%	MGT - Fee Study - New Structure of Building Inspections and Plan Review + 3% to Align with FY25 Budget
per Kilowatt above 15kW	426.00	-5%	MGT - Fee Study - New Structure of Building Inspections and Plan Review + 3% to Align with FY25 Budget
2. b. Commercial	487.00	-8%	MGT - Fee Study - New Structure of Building Inspections and Plan Review + 3% to Align with FY25 Budget
Per Kilowatt above 50kW	16.22	-75%	MGT - Fee Study - New Structure of Building Inspections and Plan Review + 3% to Align with FY25 Budget
3. Per Kilowatt above 50kW	1,081.00	-38%	MGT - Fee Study - New Structure of Building Inspections and Plan Review + 3% to Align with FY25 Budget
4. Window - Replacement(Retro Fit)	7.57	-23%	MGT - Fee Study - New Structure of Building Inspections and Plan Review + 3% to Align with FY25 Budget
1. a. 1-10 Windows	124.00	117%	MGT - Fee Study - Consolidated # of CY for based on inspections + 3% to Align with FY25 Budget
2. b. 11-100 Windows	273.00	97%	MGT - Fee Study - Consolidated # of CY for based on inspections + 3% to Align with FY25 Budget
3. c. 101 Windows or more	498.00	163%	MGT - Fee Study - Consolidated # of CY for based on inspections + 3% to Align with FY25 Budget
4. d. Grading	539.00		MGT - Fee Study - Consolidated # of CY for based on inspections + 3% to Align with FY25 Budget
5. e. a. Basic 1-50 cubic yards (3 Inspections)	720.00		MGT - Fee Study - Consolidated # of CY for based on inspections + 3% to Align with FY25 Budget
b. 51-1,000 cubic yards (4 Inspections)	899.00		MGT - Fee Study - Consolidated # of CY for based on inspections + 3% to Align with FY25 Budget
c. 1,001-2,000 cubic yards (5 Inspections)	1,080.00		MGT - Fee Study - Consolidated # of CY for based on inspections + 3% to Align with FY25 Budget
d. 2,001-10,000 cubic yards (6 Inspections)	1,258.00		MGT - Fee Study - Consolidated # of CY for based on inspections + 3% to Align with FY25 Budget
e. over 10,000 cubic yards (7 Inspections)	539.00		MGT - Fee Study - Consolidated # of CY for based on inspections + 3% to Align with FY25 Budget
6. f. 1-500 cubic yards (4 Inspections)	720.00		MGT - Fee Study - Consolidated # of CY for based on inspections + 3% to Align with FY25 Budget
7. 501-10,000 cubic yards (5 Inspections)	899.00		MGT - Fee Study - Consolidated # of CY for based on inspections + 3% to Align with FY25 Budget
8. over 10,000 cubic yards (7 Inspections)	1,080.00		MGT - Fee Study - Consolidated # of CY for based on inspections + 3% to Align with FY25 Budget
G. Private Infrastructure			
a. \$1 to \$2,000 Construction Value	1,141.74		MGT - Fee Study - Consolidated # of CY for based on inspections + 3% to Align with FY25 Budget
b. \$2,001 to \$25,000 Construction Value	1,276.06		MGT - Fee Study - Consolidated # of CY for based on inspections + 3% to Align with FY25 Budget
1. Basic	2,686.45		MGT - Fee Study - Consolidated # of CY for based on inspections + 3% to Align with FY25 Budget
2. Surcharge	575.00		MGT - Fee Study - Consolidated # of CY for based on inspections + 3% to Align with FY25 Budget
c. \$25,001 to \$50,000 Construction Value	1,116.00		MGT - Fee Study - Consolidated # of CY for based on inspections + 3% to Align with FY25 Budget
1. Basic	15.99		MGT - Fee Study - Consolidated # of CY for based on inspections + 3% to Align with FY25 Budget
2. Surcharge	1,484.00		MGT - Fee Study - Consolidated # of CY for based on inspections + 3% to Align with FY25 Budget
d. \$50,001 to \$100,000 Construction Value	1,891.00		MGT - Fee Study - Consolidated # of CY for based on inspections + 3% to Align with FY25 Budget
1. Basic	16.20		MGT - Fee Study - Consolidated # of CY for based on inspections + 3% to Align with FY25 Budget
2. Surcharge	7.88		MGT - Fee Study - Consolidated # of CY for based on inspections + 3% to Align with FY25 Budget
e. \$100,001 to \$250,000 Construction Value	2,285.00		MGT - Fee Study - Consolidated # of CY for based on inspections + 3% to Align with FY25 Budget
1. Basic	2.63		MGT - Fee Study - Consolidated # of CY for based on inspections + 3% to Align with FY25 Budget
2. Surcharge	1.41		MGT - Fee Study - Consolidated # of CY for based on inspections + 3% to Align with FY25 Budget
f. \$250,001 to \$500,000 Construction Value	3,051.00		MGT - Fee Study - Consolidated # of CY for based on inspections + 3% to Align with FY25 Budget
1. Basic	3.01		MGT - Fee Study - Consolidated # of CY for based on inspections + 3% to Align with FY25 Budget
2. Surcharge	3,807.00		MGT - Fee Study - Consolidated # of CY for based on inspections + 3% to Align with FY25 Budget
g. \$500,001 to \$750,000 Construction Value	3,57		MGT - Fee Study - Consolidated # of CY for based on inspections + 3% to Align with FY25 Budget
1. Basic	4.49		MGT - Fee Study - Consolidated # of CY for based on inspections + 3% to Align with FY25 Budget
2. Surcharge	8,207.00		MGT - Fee Study - Consolidated # of CY for based on inspections + 3% to Align with FY25 Budget
h. \$750,001 to \$1,000,000 Construction Value	3.62		MGT - Fee Study - Consolidated # of CY for based on inspections + 3% to Align with FY25 Budget
1. Basic	12,831.00		MGT - Fee Study - Consolidated # of CY for based on inspections + 3% to Align with FY25 Budget
2. Surcharge			



City of Oakland
Master Fee Schedule
Effective July 1, 2024

PLANNING & BUILDING
DEPARTMENT

FEE DESCRIPTION	FEE UNIT	% Change	Justification for Fee Change
2. Water Piping, Alter or Repair	31.50 Each	540%	MGT - Fee Study +3% to Align with FY25 Budget
3. Water Treatment Equipment	31.50 Each	540%	MGT - Fee Study +3% to Align with FY25 Budget
4. Water Heater (Gas or Electric) and/or Storage Tank	31.50 Each	540%	MGT - Fee Study +3% to Align with FY25 Budget
5. Backflow Device Including Ball-Cock	134.32	326%	MGT - Fee Study +3% to Align with FY25 Budget
6. Pressure Reducing Valve	31.50 Each	326%	MGT - Fee Study +3% to Align with FY25 Budget
O. H. INSPECTION OF FIRE PROTECTION AND SPRINKLERS			
1. Fire Protection System, Connection to Domestic Water	75.00 Each	78%	MGT - Fee Study +3% to Align with FY25 Budget
P. I. INSPECTION OF GAS AND OIL PIPING			
1. Low Pressure Meter/Outlets	60.00 Each	121%	MGT - Fee Study +3% to Align with FY25 Budget
2. Medium or High Outlets	268.64	174%	MGT - Fee Study +3% to Align with FY25 Budget
Q. J. INSPECTION OF COOLING EQUIPMENT			
1. Cooling System			
a. Up To 100,000 BTU	201.48	77%	MGT - Fee Study +3% to Align with FY25 Budget
b. Over 100,000 BTU	268.64	41%	MGT - Fee Study +3% to Align with FY25 Budget
2. Evaporative Cooler	134.32	176%	MGT - Fee Study +3% to Align with FY25 Budget
3. Condenser/Compressor-Evaporator Coil Replacement	134.32	326%	MGT - Fee Study +3% to Align with FY25 Budget
4. Variable Air Volume Dampers	134.32	522%	MGT - Fee Study +3% to Align with FY25 Budget
5. Low Pressure Duct System	134.32	246%	MGT - Fee Study +3% to Align with FY25 Budget
R. K. INSPECTION OF HEAT EQUIPMENT			
1. Furnace, Central, Floor, Wall, Unit, Duct or Decorative	247.00 Each	9%	MGT - Fee Study +3% to Align with FY25 Budget
2. Range, Oven, Dryer, Circulating Heater, Fryer, Steamer, Cooker, Barbecue or Log Lighter			
a. Domestic	21.60 Each	211%	MGT - Fee Study +3% to Align with FY25 Budget
b. Commercial	31.50 Each	540%	MGT - Fee Study +3% to Align with FY25 Budget
3. Gas Torch, Gas Light, Bunsen Burner or Miscellaneous Small Gas Burner	21.60 Each	211%	MGT - Fee Study +3% to Align with FY25 Budget
4. Radiator, Convector, or Panel	134.32	326%	MGT - Fee Study +3% to Align with FY25 Budget
5. Incinerator or Air			
a. Domestic	48.60 Each	176%	MGT - Fee Study +3% to Align with FY25 Budget
b. Commercial	96.00 Each	108%	MGT - Fee Study +3% to Align with FY25 Budget
6. Boiler			
a. Up To 30 Horsepower	201.48	108%	MGT - Fee Study +3% to Align with FY25 Budget
b. Over 30 Horsepower	537.29	240%	MGT - Fee Study +3% to Align with FY25 Budget
7. Heat Pump	134.32	176%	MGT - Fee Study +3% to Align with FY25 Budget
8. Dual Unit, Heating and Cooling/Space Heater	201.48	126%	MGT - Fee Study +3% to Align with FY25 Budget
9. Miscellaneous Industrial	335.81	26%	MGT - Fee Study +3% to Align with FY25 Budget
10. Conversion Burner, Manufactured Fireplace	134.32	37%	MGT - Fee Study +3% to Align with FY25 Budget
11. Low Pressure Duct System	48.60 Each	246%	MGT - Fee Study +3% to Align with FY25 Budget
S. L. INSPECTION OF EXHAUST SYSTEMS			
1. Range Hood (Commercial)	196.00 Each	37%	MGT - Fee Study +3% to Align with FY25 Budget
2. Environmental Air Ducts			
a. Residential	21.60 Each	522%	MGT - Fee Study +3% to Align with FY25 Budget
b. Commercial	48.30 Each	317%	MGT - Fee Study +3% to Align with FY25 Budget
3. Gas Vent (Flues)	21.60 Each	522%	MGT - Fee Study +3% to Align with FY25 Budget
4. Industrial Processing Equipment Exhaust System	196.00 Each	113%	MGT - Fee Study +3% to Align with FY25 Budget
5. Fan or F/C Unit			
a. Up To 10,000 CFM	134.32	246%	MGT - Fee Study +3% to Align with FY25 Budget
b. Over 10,000 CFM	201.48	165%	MGT - Fee Study +3% to Align with FY25 Budget
T. M. INSPECTION OF MISCELLANEOUS ITEMS			
1. Fire Damper and/or Sub-Duct	402.97	604%	MGT - Fee Study +3% to Align with FY25 Budget
2. Electrostatic Filter	134.32	522%	MGT - Fee Study +3% to Align with FY25 Budget
3. Condensate Drain System	134.32	522%	MGT - Fee Study +3% to Align with FY25 Budget
4. Dual Package Unit	470.13	175%	MGT - Fee Study +3% to Align with FY25 Budget
5. Humidifier	97.19	211%	MGT - Fee Study +3% to Align with FY25 Budget
6. Manufactured Home-Plumbing System	149.00 Each	35%	MGT - Fee Study +3% to Align with FY25 Budget
7. Manufactured Home-Mechanical System	149.00 Each	35%	MGT - Fee Study +3% to Align with FY25 Budget
8. For Each Additional Attached Unit	201.48	38%	MGT - Fee Study +3% to Align with FY25 Budget
9. Air Handler	537.29	89%	MGT - Fee Study +3% to Align with FY25 Budget
N. INSPECTIONS OUTSIDE OF NORMAL WORKING HOURS (2.5 HOURS Maximum)			
U. O. FIELD CHECK INSPECTION FEE	867.00		Each Request - Not to exceed 2.5 Hours
V. P. ZONING INSPECTIONS FOR BUILDING PERMITS	228.00		Per Permit
1. New Construction up to \$200,000	437.29		Per Permit
2. New Construction over \$200,000	521.84 + \$130.41 Each additional \$100,000 for over \$200,000, not to exceed \$10,000		Per Permit
3. Additions/Alterations over \$5,000	134.32	-69%	MGT - Fee Study +3% to Align with FY25 Budget
W. Q. PLAN CHECKING FOR ELECTRICAL, PLUMBING OR MECHANICAL PERMITS			
1. Residential	402.97	33%	MGT - Fee Study +3% to Align with FY25 Budget
2. Energy	805.93		MSJ - Fee Study, changed from a percentage to hourly rate +3% to Align with FY25 Budget
3. Commercial	402.97		MSJ - Fee Study, changed from a percentage to hourly rate +3% to Align with FY25 Budget
	1,611.87		MSJ - Fee Study, changed from a percentage to hourly rate +3% to Align with FY25 Budget



City of Oakland
Master Fee Schedule
Effective July 1, 2024

PLANNING & BUILDING
DEPARTMENT

FEE DESCRIPTION	FEE UNIT	% Change	Justification for Fee Change
-----------------	----------	----------	------------------------------

X. B. REQUIRED FOR ALL APPLIANCES, MOTORS, SERVICES, FEEDERS AND BRANCH CIRCUITS	Hour or Fraction thereof	18%	MGT - Fee Study +3% to Align with FY25 Budget
Y. S. ELECTRICAL INSPECTION OR MISCELLANEOUS INSPECTION	228.00		
1. Air Conditioning Unit	114.00 Each	18%	MGT - Fee Study +3% to Align with FY25 Budget
a. Basic	38.80 Each	36%	MGT - Fee Study +3% to Align with FY25 Budget
b. Beverage or Freezer Case (Cabinet Only)	24.60 Each	87%	MGT - Fee Study +3% to Align with FY25 Budget
3. Dental Unit, Gasoline Dispenser or Sterilizer	21.60 Each	87%	MGT - Fee Study +3% to Align with FY25 Budget
4. Vegetable or Meat Case, X-ray Machine or Motion Picture Machine	24.60 Each	87%	MGT - Fee Study +3% to Align with FY25 Budget
5. Pool Spa, Hot Tub, Hydro Massage, Bath Tub	166.00 Each	70%	MGT - Fee Study +3% to Align with FY25 Budget
a. Swimming Pool	161.19	64%	MGT - Fee Study +3% to Align with FY25 Budget
b. Outdoor - Hot Tub, Spa, Hydro Massage Bath Tub	80.59	15%	MGT - Fee Study +3% to Align with FY25 Budget
c. Indoor - Hot Tub, Spa, Hydro Massage Bath Tub	80.59	32%	MGT - Fee Study +3% to Align with FY25 Budget
d. Fountains	148.00 Each	80%	MGT - Fee Study +3% to Align with FY25 Budget
6. Manufactured Home and Other State-Approved Buildings	48.60 Each	38%	MGT - Fee Study +3% to Align with FY25 Budget
a. Additional Sections	196.00 Permitt	41%	MGT - Fee Study +3% to Align with FY25 Budget
7. Low Voltage Systems	6.72	5%	MGT - Fee Study +3% to Align with FY25 Budget
Z. T. ELECTRICAL INSPECTION	1.00 Each	34%	MGT - Fee Study +3% to Align with FY25 Budget
1. Branch Circuit and Feeder for Lighting, Heating, Power Signaling, or Other Purpose	1.00 Each	169%	MGT - Fee Study +3% to Align with FY25 Budget
2. Footing	2.00 Each	169%	MGT - Fee Study +3% to Align with FY25 Budget
Outlet, Including Attached Receptacle, for Temporary Festoon or Decorative Lighting or for Temporary Working Light for Use in Building Construction	1.00 Each	169%	MGT - Fee Study +3% to Align with FY25 Budget
3. Plastic Outlet Boxes in Fire Related Construction	2.00 Each	169%	MGT - Fee Study +3% to Align with FY25 Budget
4. Not Including Device	5.37		
AA. U. ELECTRICAL INSPECTION OF MOTORS, GENERATORS, MOTOR-GENERATOR SETS, BALANCER SETS, DYNAMOTORS, CONVERTERS, TRANSFORMERS, BALANCING COILS, OR RECTIFIERS INCLUDING ALL CONTROL APPARATUS			
1. Basic	4.00 Each HP, KVA, or KW	34%	MGT - Fee Study +3% to Align with FY25 Budget
2. Maximum	298.00 Unit	80%	MGT - Fee Study +3% to Align with FY25 Budget
AB. V. INSPECTION OF ELECTRICAL SERVICE			
1. Service Over 600 Volts or Less	172.00 Permitt		Reorganizing fees for ease to reader
a. First 200 KVA	75.00 Unit		Reorganizing fees for ease to reader
b. Over 200 KVA	172.00 Each	17%	MGT - Fee Study +3% to Align with FY25 Budget
a. Including 1 Meter	57.20 Each	17%	MGT - Fee Study +3% to Align with FY25 Budget
b. Surcharge (Each Additional 100 Ampere or Fraction Thereof)	57.20 Each	17%	MGT - Fee Study +3% to Align with FY25 Budget
c. Additional Meter	57.20 Each	17%	MGT - Fee Study +3% to Align with FY25 Budget
2. Service Over 600 Volts or Less	172.00 Each		Reorganizing fees for ease to reader
a. Basic Fee for First 100 Ampere Capacity, Including 1 Meter	57.20 Each		Reorganizing fees for ease to reader
b. Surcharge (Each Additional 100 Ampere or Fraction Thereof)	57.20 Each		Reorganizing fees for ease to reader
c. Additional Meter	172.00 Permitt		Reorganizing fees for ease to reader
d. First 200 KVA	75.00 Unit		MGT - Fee Study +3% to Align with FY25 Budget
e. Over 200 KVA	3.00	34%	MGT - Fee Study - Consolidated future +3% to Align with FY25 Budget
AC. W. ELECTRICAL INSPECTION OF LIGHTING FIXTURE			
1. Incandescent	3.00 Each		MGT - Fee Study - Consolidated future - Removing fee
2. Fluorescent Lighting Fixture (Complete with One Ballast)	3.00 Each		MGT - Fee Study - Consolidated future - Removing fee
3. Mercury Vapor, High Pressure Sodium and Similar Lighting Fixture	3.00 Each		MGT - Fee Study - Consolidated future - Removing fee
AD. Z. ELECTRICAL INSPECTION OF AIR, WATER OR OTHER TYPE HEATER, WELDING MACHINES OR COMMERCIAL RANGES CLASSIFIED IN THE MASTER FEE SCHEDULE	3.00 Each		MGT - Fee Study - Consolidated future - Removing fee
AE. AA CONNECTION ELECTRICAL INSPECTION REQUIRED ON AN EXISTING SIGN DUE TO MINOR ALTERATIONS ON AND/OR MOVING OF THE SIGN	3.00 Each		MGT - Fee Study - Consolidated future - Removing fee
1. Basic	3.00 Each HP, KVA, or KW	34%	MGT - Fee Study +3% to Align with FY25 Budget
1.2. Maximum	487.50 Unit	18%	MGT - Fee Study +3% to Align with FY25 Budget
AE. AB CONNECTION ELECTRICAL INSPECTION REQUIRED ON AN EXISTING SIGN DUE TO MINOR ALTERATIONS ON AND/OR MOVING OF THE SIGN	95.00 Unit	41%	MGT - Fee Study +3% to Align with FY25 Budget
1. Basic	57.20 Unit	17%	MGT - Fee Study +3% to Align with FY25 Budget



**City of Oakland
Master Fee Schedule
Effective July 1, 2024**

**PLANNING & BUILDING
DEPARTMENT**

FEE DESCRIPTION	FEE UNIT	% Change	Justification for Fee Change
AG, AC ELECTRICAL INSPECTION OF OUTLINE NEON OR COLD CATHODE LIGHTING	57.20 Each KVA Unit	17%	MGT - Fee Study +3% to Align with FY25 Budget
AH, AD ELECTRICAL INSPECTION IF MACHINE APPARATUS OR APPLIANCE NOT SPECIFICALLY CLASSIFIED IN THE MASTER FEE SCHEDULE	38.50 Each KW or KVA 467.00 Unit	11% 47%	MGT - Fee Study +3% to Align with FY25 Budget MGT - Fee Study +3% to Align with FY25 Budget
AL, AE ELECTRICAL INSPECTION OF A FORCED AIR FURNACE	57.20 Unit	17%	MGT - Fee Study +3% to Align with FY25 Budget
AL, AE ELECTRICAL INSPECTION OF A MOVED BUILDING (ONE HOUR MINIMUM)	70.00 Hour or Fraction thereof	284%	MGT - Fee Study +3% to Align with FY25 Budget
AK, AG ELECTRICAL INSPECTION OF CONSTRUCTION OR TEMPORARY SERVICE (POLE OR UNDERGROUND)	88.00 Unit	126%	MGT - Fee Study +3% to Align with FY25 Budget
AL, AH ELECTRICAL INSPECTION 1. Survey of Electrical Work or Equipment 1. Pursuant to a Request.	228.00 Hour or Fraction thereof	18%	MGT - Fee Study +3% to Align with FY25 Budget
AM, AI ELECTRICAL INSPECTION AS REQUIRED BY OAKLAND MUNICIPAL CODE 1. Single Family Dwelling 2. Apartment 3. Commercial or Industrial	75.00 Each 134.32 Each 75.00 Each	79% 79% 47%	MGT - Fee Study +3% to Align with FY25 Budget MGT - Fee Study +3% to Align with FY25 Budget MGT - Fee Study +3% to Align with FY25 Budget
AN, AJ EARTHQUAKE REOCCUPANCY PROGRAM - BUILDING PERMIT 1. Engineering Analysis Report Review 2. 3. Contracted Engineering Services 3. 5. Field Inspection/Site Visits (1 Hour Minimum)	2,223.00 Agreement 224.00 Service Provided 225.00 Hour or Fraction Thereof	21% Actual Cost 268.64	MGT - Fee Study +3% to Align with FY25 Budget MGT - Fee Study +3% to Align with FY25 Budget
AO, AK GENERAL PLAN SURCHARGE 1. Basic a. Building Permit b. Private Improvement Permit 2. Exemptions a. Abatement of Earthquake-Damaged Buildings Pursuant to the Mandatory Earthquake Abatement Program (Oakland Municipal Code) b. Abatement of Potentially Hazardous Unreinforced Masonry Buildings Pursuant to the Interim Seismic Upgrade Ordinance (Ordinance No. 11274 C.M.S.) or the Unreinforced Masonry (URM) Ordinance (Oakland Municipal Code)	0.60% Construction Value 0.30% Construction Value 0.70% General Plan 0.70% General Plan	7.20% 7.20% 7.20% 7.20%	All Planning Fee & Building Inspection & Plan Check All Planning Fee & Building Inspection & Plan Check All Planning Fee & Building Inspection & Plan Check All Planning Fee & Building Inspection & Plan Check
AP, AL REPORT OF PERMIT RECORD 1. Research for Permit Record (Each Building) 2. Determination or Assessment (Each Building) 3. Expedited Research for Permit Record	140.00 Hour or Fraction thereof 140.00 Each	2395% 1253%	MGT - Fee Study +3% to Align with FY25 Budget MGT - Fee Study +3% to Align with FY25 Budget
AQ, AM CERTIFICATE OF OCCUPANCY RELATED TO CONSTRUCTION PERMITS 1. Certificate of Occupancy 2. Temporary Certificate of Occupancy	800.00 Permit 686.00 Permit	9% 17%	New Fee - MGT Fee Study +3% to Align with FY25 Budget New Fee - MGT Fee Study +3% to Align with FY25 Budget
AR, AN MITIGATION MONITORING 1. ER and Sustainability Regulations - new construction (Building permit valuation over \$200,000)	50% of Building Permit Inspection Fee		Duplicate fee entry
AS, DUPLICATE INSPECTION RECORD CARD 1. Duplicate 2. Research	53.72 134.04	58% 34%	MGT - Fee Study +3% to Align with FY25 Budget MGT - Fee Study +3% to Align with FY25 Budget
AT, CONSTRUCTION SITE MONITORING (DUST, NOISE, C3) 1. Plan Review a. Prepare Agreements (Stormwater, etc.) 2. Basic 3. Over 3 inspections	2,947.00 970.00 454.00 204.00	32% 38% 18% 32%	MGT - Fee Study - Moved from Engineering + 3% to Align with FY25 Budget MGT - Fee Study - Moved from Engineering + 3% to Align with FY25 Budget MGT - Fee Study - Moved from Engineering + 3% to Align with FY25 Budget MGT - Fee Study - Moved from Engineering + 3% to Align with FY25 Budget
AU, CONSTRUCTION SITE MONITORING (BMPs AND C&I) New Construction and Projects with valuation over \$75,000	454.00	48%	MGT - Fee Study - Moved from Engineering + 3% to Align with FY25 Budget
AV, Certification of Spaces OSHPD-3 facilities post-FINAL inspection	537.29		New Fee - MGT Fee Study + 3% to Align with FY25 Budget
PLAN CHECK A. PLAN CHECKING AND/OR PROCESSING OF APPLICATION FOR A PERMIT REQUIRED 1. a. Plan Checking - Front Counter Support	402.97 80.59		New Fee - MGT Fee Study + 3% to Align with FY25 Budget MGT - Fee Study +3% to Align with FY25 Budget



**City of Oakland
Master Fee Schedule
Effective July 1, 2024**

**PLANNING & BUILDING
DEPARTMENT**

FEE DESCRIPTION	FEE UNIT	Per Hour or Fraction of Hour or Fraction of Per Permit	% Change	Justification for Fee Change
2. b. Plan Checking - Engineer Review Support	144.00 per 1/2 hour	298.64	-8%	MGT - Fee Study +3% to Align with FY25 Budget
1. Plan Checking Project Value \$5,001 or above	125% Inspection Fee	671.61		MGT - Fee Study - Restructure of fees see Inspections D
2. Request Plan Checking Outside of Regular Working Hours	426.00 Hour or Fraction of Hour	402.97	42%	MGT - Fee Study - Restructure of fees see Inspections D
3. Consultation Requested for Preliminary Plan Review by Plan Check Staff		671.61	58%	MGT - Fee Study +3% to Align with FY25 Budget
a. Regular Working Hours	284.00 Hour or Fraction of Hour	402.97	42%	MGT - Fee Study +3% to Align with FY25 Budget
b. Outside of Regular Working Hours				
4. Due to Plan Deficiencies or Changes				
Additional Checking and/or Processing Required				
Process Coordination Fee for each applicable Permit for Projects Equal to or Greater than \$500,000 valuation	1/2 Inspection Fee	1,611.87		MGT - Fee Study - Change to a flat fee +3% to Align with FY25 Budget
34.00 Permit				MGT - Fee Study - Moved to Administration
55.00 Building Number				MGT - Fee Study - Moved to Administration
153.00 Building Number				MGT - Fee Study - Moved to Administration
400.00 Request				MGT - Fee Study - Moved to Administration
995.00 Permit		1,410.38	43%	MGT - Fee Study +3% to Align with FY25 Budget
154.00 Permit				MGT - Fee Study - moved to administration
284.00 Each		537.29	88%	MGT - Fee Study +3% to Align with FY25 Budget
693.00 Each		940.26	36%	MGT - Fee Study +3% to Align with FY25 Budget
912.00 Appeal		1,206.90	33%	MGT - Fee Study +3% to Align with FY25 Budget
644.00 Request		940.26	46%	MGT - Fee Study +3% to Align with FY25 Budget
693.00 Request		1,074.58	55%	MGT - Fee Study +3% to Align with FY25 Budget
1,963.00 Request		1,246.19	66%	MGT - Fee Study +3% to Align with FY25 Budget
1,102.00 Request		1,746.19	56%	MGT - Fee Study +3% to Align with FY25 Budget
1,267.00 Request		1,890.51	50%	MGT - Fee Study +3% to Align with FY25 Budget
644.00 Appeal				MGT - Fee Study - Department does not review driveways DOT
693.00 Appeal				MGT - Fee Study - Department does not review driveways DOT
912.00 Appeal				MGT - Fee Study - Department does not review driveways DOT
747.00 Plan		940.26	26%	MGT - Fee Study +3% to Align with FY25 Budget
526.00 Plan		671.61	28%	MGT - Fee Study +3% to Align with FY25 Budget
665.00 Plan		402.97	-39%	MGT - Fee Study +3% to Align with FY25 Budget
808.00 Plan				MGT - Fee Study
951.00 Plan				MGT - Fee Study
1,083.00 Plan				MGT - Fee Study
1,234.00 Plan				MGT - Fee Study
709.00 Report		805.93	14%	MGT - Fee Study +3% to Align with FY25 Budget
Actual Cost Report				
658.00 Waiver		805.93	22%	MGT - Fee Study +3% to Align with FY25 Budget
Actual Cost				
34.00 Card				MGT - Fee Study - Moved to Administration
100.00 Instance				MGT - Fee Study - Moved to Administration



**City of Oakland
Master Fee Schedule
Effective July 1, 2024**

**PLANNING & BUILDING
DEPARTMENT**

FEE DESCRIPTION	FEE UNIT	Permit	% Change	Justification for Fee Change
K. PLAN CHECK FOR DRIVEWAY PERMITS	139.00	Permit		
L. PROCESSING DEMOLITION PERMITS	324.00	Permit		
G. L. (EXEMPT: SPD DETACHED GARAGE LESS THAN 400 SF.)				
H. M. (No Report Fee for Owner-Occupied Single Family Dwellings)				
EARTHQUAKE DAMAGE ASSESSMENT REVIEW				
1. Minor Report (Less Than 3 Hour Review)	2,944.00	Report+Building Permit Fee	41%	MGT - Fee Study - Department does not review driveways DOT
2. Major Report (3 Hour Review or Over)	9,072.00	Report+Building Permit Fee	33%	MGT - Fee Study - Department does not review driveways DOT
I. N. ZONING CONDITIONS OF APPROVAL COMPLIANCE				
1. New Construction Up to \$300,000	278.00	Permit	1205%	MGT - Fee Study +3% to Align with FY25 Budget
2. New Construction Over \$300,000	278.00	Permit	117%	MGT - Fee Study +3% to Align with FY25 Budget
a. Per Each \$100,000 Over \$300,000	278.00	Permit	214%	MGT - Fee Study +3% to Align with FY25 Budget
3. Additions/Alterations Over \$25,000				
O. MISCELLANEOUS ENGINEERING REVIEW				
1. Regular Working Hours	284.00	Hour or Fraction thereof		MGT - Fee Study - Consolidated from Inspections & Plan Check
2. Outside of Regular Working Hours	426.00	Hour or Fraction thereof		MGT - Fee Study - Consolidated from Inspections & Plan Check
P. PLAN CHECK AND INSPECTION FOR SITE DEVELOPMENT NOT RELATED TO ANY OTHER REQUIRED PERMIT				
1. Plan check During Regular Working Hours	284.00	Hour or Fraction thereof		MGT - Fee Study - Consolidated from Inspections & Plan Check
2. Plan check Outside of Regular working Hours	426.00	Hour or Fraction thereof		MGT - Fee Study - Consolidated from Inspections & Plan Check
3. Inspection during Regular Working Hours	426.00	Hour or Fraction thereof		MGT - Fee Study - Consolidated from Inspections & Plan Check
4. Inspection Outside Regular Working Hours (2.5 hours maximum)	857.00	Each Request - Not to exceed 2.5 Hours		MGT - Fee Study
J. Q. PRE-APPLICATION FEE				
1. Less than \$500,000 Construction Valuation	173.00	Each	70%	MGT - Fee Study +3% to Align with FY25 Budget
2. Greater than \$500,000 Construction Valuation	2,448.00	Each	-17%	MGT - Fee Study +3% to Align with FY25 Budget
R. SOFT STORY RETROFIT				
K. GRADING PERMIT				
1. Basic 1-500 cubic yards	2,422.00	Up to 500 Cubic Yds	0%	MGT - Fee Study - Moved from Engineering - updating cubic yards for simplicity + 3% to Align with FY25 Budget
a. 501 - 10,000 cubic yards	3,265.00	501 - 10,000 Cubic Yds	15%	MGT - Fee Study - Moved from Engineering - updating cubic yards for simplicity + 3% to Align with FY25 Budget
b. Over 10,000 Cubic Yards	10,284.00	1st 10,000 Cu Yd	48%	MGT - Fee Study - Moved from Engineering - updating cubic yards for simplicity + 3% to Align with FY25 Budget
2. Sloped Lot				
3. Review of Materials Related to Request for Emergency Grading Permit	1,102.00	Per Permit	34%	New Fee - MGT Fee Study + 3% to Align with FY25 Budget
L. WORK WITHOUT A GRADING PERMIT				
1. Work Commenced				
2. Re-inspection Fee	544.00	Per Permit	48%	MGT - Fee Study - Moved from Engineering + 3% to Align with FY25 Budget
M. CONSTRUCTION SITE MONITORING (DUST, NOISE, C3)				
1. Plan Review	2,847.00	Review	32%	MGT - Fee Study - Moved from Engineering + 3% to Align with FY25 Budget
a. Prepare Agreements (Stormwater, etc.)	970.00	Document	38%	MGT - Fee Study - Moved from Engineering + 3% to Align with FY25 Budget
2. Basic	454.00	Inspection	18%	MGT - Fee Study - Moved from Engineering + 3% to Align with FY25 Budget
3. Over 3 inspections	204.00	Inspection	32%	MGT - Fee Study - Moved from Engineering + 3% to Align with FY25 Budget
4. Creek and Illicit Discharge Enforcement of the Creek Protection Storm Water Management and Discharge Control Ordinance	454.00	Inspection	48%	MGT - Fee Study - Moved from Engineering + 3% to Align with FY25 Budget
N. REVIEW OF GEOTECHNICAL REPORT REQUIRED FOR PROJECTS LOCATED IN SEISMIC HAZARD ZONE AS IDENTIFIED BY THE STATE GEOLOGIST				
1. Permit Application	1,154.00	Per Permit	38%	MGT - Fee Study - Moved from Engineering + 3% to Align with FY25 Budget
a. Basic	284.00	Hour or Fraction Thereof	-5%	MGT - Fee Study - Moved from Engineering + 3% to Align with FY25 Budget
b. Over 6 hours				
2. Request for Waiver Application				



**City of Oakland
Master Fee Schedule
Effective July 1, 2024**

**PLANNING & BUILDING
DEPARTMENT**

FEE DESCRIPTION	FEE UNIT	% Change	Justification for Fee Change
Minor Permits involving the new construction of 10,000 sq.ft. - 49,999 sq.ft. of non-residential floor area	995.00 Permit		MGT - Fee Study - Restructure of fees
Minor Permits involving the new construction of 50,000 sq.ft. + of non-residential floor area	1,925.00 Permit		MGT - Fee Study - Restructure of fees
Minor Permits involving the new construction of 10,000 sq.ft. - 49,999sq.ft. of non-residential floor area	2,366.00 Permit		MGT - Fee Study - Restructure of fees
Minor Permits involving the new construction of 50,000 sq.ft. + of non-residential floor area	4,120.00 Permit		MGT - Fee Study - Restructure of fees
16. New Construction or Additions Surcharge: Non-Residential per square foot (Not PUD)			
a. Up to 5,000 square feet - Base Fee	Per Permit		MGT - Fee Study - Restructure of fees + 3% to Align with FY 25 Budget
b. 50,000 square feet - Base Fee	1,139.18		MGT - Fee Study - Restructure of fees + 3% to Align with FY 25 Budget
c. Each additional square foot, from 5,000 - 49,999	Per Sq Ft		MGT - Fee Study - Restructure of fees + 3% to Align with FY 25 Budget
d. 100,000 square feet - Base Fee	4,688.56		MGT - Fee Study - Restructure of fees + 3% to Align with FY 25 Budget
e. Each additional square foot, from 50,000 to 99,999	Per Sq Ft		MGT - Fee Study - Restructure of fees + 3% to Align with FY 25 Budget
f. 300,000 square feet - Base Fee	0.08		MGT - Fee Study - Restructure of fees + 3% to Align with FY 25 Budget
g. Each additional square foot, from 100,000	Per Sq Ft		MGT - Fee Study - Restructure of fees + 3% to Align with FY 25 Budget
h. Up to 4 residential units - base fee	14,063.80		MGT - Fee Study - Restructure of fees + 3% to Align with FY 25 Budget
i. Each additional unit, from 5 to 24 units	0.19		MGT - Fee Study - Restructure of fees + 3% to Align with FY 25 Budget
j. 25 residential units - base fee	44,437.04		MGT - Fee Study - Restructure of fees + 3% to Align with FY 25 Budget
k. 100 residential units - base fee	0.10		MGT - Fee Study - Restructure of fees + 3% to Align with FY 25 Budget
l. Each additional unit, from 101 or more units	Per Sq Ft		MGT - Fee Study - Restructure of fees + 3% to Align with FY 25 Budget
m. 500 residential units - base fee	2,045.58		MGT - Fee Study - Restructure of fees + 3% to Align with FY 25 Budget
n. Major Permits involving an Extensive Impact Civic Activity:	Per Permit		MGT - Fee Study - Restructure of fees + 3% to Align with FY 25 Budget
18. i. Projects involving construction on a lot sloped 20% or more	132.15		MGT - Fee Study - Restructure of fees + 3% to Align with FY 25 Budget
19. j. Determination of Public Convenience or Necessity (w/CUP)	4,688.56		MGT - Fee Study - Restructure of fees + 3% to Align with FY 25 Budget
20. k. Determination of Public Convenience or Necessity (without CUP)	128.44		MGT - Fee Study - Restructure of fees + 3% to Align with FY 25 Budget
21. l. Special Findings Fees for Complex Projects Application Notification	14,064.95		MGT - Fee Study - Restructure of fees + 3% to Align with FY 25 Budget
22. o. ABC Licensing Letter	191.97		MGT - Fee Study - Restructure of fees + 3% to Align with FY 25 Budget
23. Application Notification Fee	Per Unit		MGT - Fee Study - Restructure of fees + 3% to Align with FY 25 Budget
24. 17 Application Notification Fee	Per Unit		MGT - Fee Study - Restructure of fees + 3% to Align with FY 25 Budget
a. but applicant mail notices	30,467.99		MGT - Fee Study - Restructure of fees + 3% to Align with FY 25 Budget
b. mailing	4,369.42		MGT - Fee Study - Restructure of fees + 3% to Align with FY 25 Budget
c. Notification - Category 1 (Notification of properties adjacent and across the street. City creates mailing list	Per Permit		MGT - Fee Study - Restructure of fees + 3% to Align with FY 25 Budget
d. Notification - Category 2 (Notification of property owner within 300 ft. City creates the list and does the	Per Permit		MGT - Fee Study - Restructure of fees + 3% to Align with FY 25 Budget
e. Notification - Category 3 (Notification of regulatory change plus actual cost of advertisement)	Per Permit		MGT - Fee Study - Restructure of fees + 3% to Align with FY 25 Budget
f. notification plus actual cost of advertisement	Per Permit		MGT - Fee Study - Restructure of fees + 3% to Align with FY 25 Budget
25. 18 In-Lieu Fee for Parking	1,751.00 Permit	17%	MGT - Fee Study - Restructure of fees + 3% to Align with FY 25 Budget
26. 19 In-Lieu Fee for Open Space in a Residential Project	2,584.01	48%	MGT - Fee Study - Restructure of fees + 3% to Align with FY 25 Budget
B. APPLICATIONS UNDER THE OAKLAND SUBDIVISION REGULATIONS (42512)	Per Permit		MGT - Fee Study - Restructure of fees + 3% to Align with FY 25 Budget
1. Tentative Map (In Connection with Planned Unit Development or Use Permit)	357.30	71%	MGT - Fee Study - Restructure of fees + 3% to Align with FY 25 Budget
2. All Other Tentative Maps (Other than Condominium Conversions)	504.45	61%	MGT - Fee Study - Restructure of fees + 3% to Align with FY 25 Budget
a. Basic Fee	637.00 Permit	13%	MGT - Fee Study - Restructure of fees + 3% to Align with FY 25 Budget
b. Surcharge (Per Lot)	88.65		MGT - Fee Study - Restructure of fees + 3% to Align with FY 25 Budget
c. Private Access Easement	101.00 Notification	33%	MGT - Fee Study - Restructure of fees + 3% to Align with FY 25 Budget
d. Tentative Parcel Map	1,284.00 Notification	-55%	MGT - Fee Study - Restructure of fees + 3% to Align with FY 25 Budget
e. Condominium Conversion: Parcel Map	870.90 +	-33%	MGT - Fee Study - Restructure of fees + 3% to Align with FY 25 Budget
f. Condominium Conversion: Tentative Map	22,278.90	-2%	MGT - Fee Study - Restructure of fees + 3% to Align with FY 25 Budget
g. Request for Extension of Time Limits	33.99	-0.03%	MGT - Fee Study - Restructure of fees + 3% to Align with FY 25 Budget
h. Projects Involving Purchase of Condo Conversion Rights	11,845.84	60%	MGT - Fee Study - Restructure of fees + 3% to Align with FY 25 Budget
C. REQUEST FOR ENVIRONMENTAL IMPACT ASSESSMENT (CEQA/NEPA)	Per Report		MGT - Fee Study - Restructure of fees + 3% to Align with FY 25 Budget
1. Request for Environmental Determination (If Project is Exempt)	Per Report		MGT - Fee Study - Restructure of fees + 3% to Align with FY 25 Budget
a. Standard Exemption such as '5301' and other exemption not requiring findings or a Categorical Exclusion	9,096.31	-17%	MGT - Fee Study - Restructure of fees + 3% to Align with FY 25 Budget
b. under NEPA	1,342.22	-33%	MGT - Fee Study - Restructure of fees + 3% to Align with FY 25 Budget
c. Request for Environmental Determination (If Project is Exempt)	2,682.06	-11%	MGT - Fee Study - Restructure of fees + 3% to Align with FY 25 Budget
d. Standard Exemption such as '5301' and other exemption not requiring findings or a Categorical Exclusion	3,309.00 Report	56%	MGT - Fee Study - Restructure of fees + 3% to Align with FY 25 Budget
e. under NEPA	1,308.55	9%	MGT - Fee Study - Restructure of fees + 3% to Align with FY 25 Budget
f. Request for Environmental Determination (If Project is Exempt)	6,063.00	53%	MGT - Fee Study - Restructure of fees + 3% to Align with FY 25 Budget
g. Standard Exemption such as '5301' and other exemption not requiring findings or a Categorical Exclusion	10,736.81	13%	MGT - Fee Study - Restructure of fees + 3% to Align with FY 25 Budget
h. under NEPA	402.97	162%	MGT - Fee Study - Restructure of fees + 3% to Align with FY 25 Budget
i. Request for Environmental Determination (If Project is Exempt)	2,698.32		MGT - Fee Study - Restructure of fees + 3% to Align with FY 25 Budget
j. Standard Exemption such as '5301' and other exemption not requiring findings or a Categorical Exclusion	395.00	2%	MGT - Fee Study - Restructure of fees + 3% to Align with FY 25 Budget
k. under NEPA	402.97		MGT - Fee Study - Restructure of fees + 3% to Align with FY 25 Budget



**City of Oakland
Master Fee Schedule
Effective July 1, 2024**

**PLANNING & BUILDING
DEPARTMENT**

FEE DESCRIPTION	FEE UNIT	% Change	Justification for Fee Change
Request for Environmental Review (If Project is exempt under California Code 15280, 15332, or other Exemption Requiring Findings)	1,165.00	17%	MGT - Fee Study +3% to Align with FY25 Budget
Request for Environmental Review (If Project is exempt but requires analysis and/or findings equivalent to an initial study) or an Environmental Assessment under NEPA	25% or \$2,211.00 minimum	-2%	MGT - Fee Study +3% to Align with FY25 Budget
Request for Environmental Review (If Project is Not Exempt)	25% Initial Study		
Request for Environmental Review (If Project is Not Exempt) or an Environmental Assessment under NEPA	3,173.70		MGT - Fee Study +3% to Align with FY25 Budget
Notification Fee: Request for Environmental Review or an Environmental Assessment under NEPA	\$70.90	-14%	MGT - Fee Study +3% to Align with FY25 Budget
Environmental Review Processing Fee-ER/EIS	28% or \$13,073.00	-1%	MGT - Fee Study +3% to Align with FY25 Budget
Challenge or Appeal of any Environmental Determination or a Categorical Exclusion under NEPA	\$121.37		MGT - Fee Study +3% to Align with FY25 Budget
To City Planning Commission	6,425.53	407%	MGT - Fee Study +3% to Align with FY25 Budget
To City Council	1,275.00	404%	MGT - Fee Study +3% to Align with FY25 Budget
Environmental Impact Data Collection, If ER/EIS required	14,404.00	1%	MGT - Fee Study +3% to Align with FY25 Budget
NEPA Review Processing - Other			
NEPA- SHPO Consultation Letter	537.29		New Fee - MGT Fee Study + 3% to Align with FY25 Budget
NEPA- Determination of Exemption	537.29		New Fee - MGT Fee Study + 3% to Align with FY25 Budget
NEPA- Review Statutory Worksheet	1,074.56		New Fee - MGT Fee Study + 3% to Align with FY25 Budget
NEPA- Appendix A Form	1,880.51		New Fee - MGT Fee Study + 3% to Align with FY25 Budget
NEPA- Categorical Exclusion	305.93		New Fee - MGT Fee Study + 3% to Align with FY25 Budget
NEPA- Prepare Statutory Worksheet	2,149.16		New Fee - MGT Fee Study + 3% to Align with FY25 Budget
SUBDIVISION REGULATIONS			
Design Review Guidelines	36.00 Each		MGT - Fee Study - Online
Retain (1-4 Copies)	38.00 Each		MGT - Fee Study - Online
Wholesale	60.00 Each		MGT - Fee Study - Online
CONDOMINIUM CONVERSION INFORMATION PACKAGE DOCUMENT	11.00 Package		MGT - Fee Study - Online
ANNEXATION FEE	21.49	95%	MGT - Fee Study +3% to Align with FY25 Budget
PLAN CHECKING AND/OR PROCESSING OF APPLICATION FOR A PERMIT REQUIRED BY OAKLAND ZONING REGULATION, SUBDIVISION REGULATIONS, AND/OR ENVIRONMENTAL REVIEW	5,407.00 Per Application		MGT - Fee Study
Consultation Services Requested or Preliminary Plan Review (One Hour Minimum)	833.00 Each	126%	MGT - Fee Study +3% to Align with FY25 Budget
Consultation Services Requested or Preliminary Plan Review for Major Projects	3,378.00 Each	50%	MGT - Fee Study +3% to Align with FY25 Budget
Additional Plan Checking and/or Processing Required Due to Plan Deficiencies or Changes (Two Hour Minimum)	278.00 Hour or Fraction thereof	45%	MGT - Fee Study +3% to Align with FY25 Budget
Consultation Services or Plan Review Requested Outside Regular Hours (Two Hour Minimum)	374.00 Hour or Fraction thereof	42%	MGT - Fee Study +3% to Align with FY25 Budget
Major Projects contract services for permit review, plan check, environmental review and/or mitigation monitoring			
Associated fixed fees may be reduced by the City Manager provided that all City costs are covered			
WRITTEN DETERMINATION BY ZONING ADMINISTRATOR	Actual Cost		
ZONING COMPLIANCE REVIEW	483.00 Each	-14%	MGT - Fee Study +3% to Align with FY25 Budget
ZONING CONFIRMATION LETTER	80.59	75%	MGT - Fee Study +3% to Align with FY25 Budget
Standard - No Research Required	48.00 Each	37%	MGT - Fee Study +3% to Align with FY25 Budget
Research Required	203.00 Hour or Fraction thereof	34%	MGT - Fee Study +3% to Align with FY25 Budget
MILLS ACT			
Application Fee	567.00 Application	415%	MGT - Fee Study +3% to Align with FY25 Budget
Inspection Fee	264.00 Inspection	53%	MGT - Fee Study +3% to Align with FY25 Budget
NEIGHBORHOOD MEETING STAFF ATTENDANCE FEE (PER STAFF MEMBER REQUESTED BY PROJECT SPONSOR)			
Attendance at 1st Community Meeting	379.00 Hour	113%	MGT - Fee Study +3% to Align with FY25 Budget
Attendance at 2nd Community Meeting	476.00 Each Staff Member	111%	MGT - Fee Study +3% to Align with FY25 Budget
Attendance at 3rd Community Meeting	719.00 Each Staff Member	110%	MGT - Fee Study +3% to Align with FY25 Budget
Attendance at 4th (and subsequent) Community Meeting	714.00 Each Staff Member	110%	MGT - Fee Study +3% to Align with FY25 Budget
SPECIAL DESIGN REVIEW			
Design One	508.00 Report		MGT - Fee Study - Process change no longer provide service
Design Two	642.00 Report		MGT - Fee Study - Process change no longer provide service
Unattended Donation/Collection Boxes (UDCB)			
UDCB Permit Application (includes one permit inspection)	538.00 Permit	115%	MGT - Fee Study +3% to Align with FY25 Budget
UDCB Permit Renewal (includes one permit inspection)	243.00 Permit	79%	MGT - Fee Study +3% to Align with FY25 Budget
CREEK PROTECTION PERMIT			
Category I	No Permit Required		
Category II	157.00 Permit	-14%	MGT - Fee Study +3% to Align with FY25 Budget
Category III	773.00 Permit	200%	MGT - Fee Study +3% to Align with FY25 Budget
Category IV	1,512.00 Permit	142%	MGT - Fee Study +3% to Align with FY25 Budget
Over 8 Hours	183.00 Hour or Fraction thereof	48%	MGT - Fee Study +3% to Align with FY25 Budget



**City of Oakland
Master Fee Schedule
Effective July 1, 2024**

**PLANNING & BUILDING
DEPARTMENT**

FEE DESCRIPTION	FEE UNIT	% Change	Justification for Fee Change
6. Appeal of Determination to Building Official	604.00 Appeal	958%	MGT - Fee Study +3% to Align with FY25 Budget
7. Appeal to the Planning Commission	1,011.00 Appeal	744%	MGT - Fee Study +3% to Align with FY25 Budget
N. R. OTHER SERVICES			
1. DTRAC			
2. Project Submittal Advisory Group (PSAG) (for 3/4 hour)	904.61	-33%	MGT - Fee Study - moved from ADMIN
O. IMPACT FEES (The Records Management Fee and Technology Enhancement Fee do not apply to the below Impact Fees)			
R. AFFORDABLE HOUSING IMPACT FEE (Effective Jul 1, 2016 to Jun 30, 2017)			
1. Multi-Family Housing	402.73	-71%	MGT - Fee Study - moved from ADMIN
a. Zone 1	5,500.00 Unit		Header Only Added
b. Zone 2	4,650.00 Unit		Header Only Added
c. Zone 3	9.00 Unit		Header Only Added
2. Townhome Housing			
a. Zone 1	9,500.00 Unit		Only keeping 5 years of impact fees on MFS
b. Zone 2	2,500.00 Unit		Only keeping 5 years of impact fees on MFS
c. Zone 3	9.00 Unit		Only keeping 5 years of impact fees on MFS
3. Single-Family Housing			
a. Zone 1	6,000.00 Unit		Only keeping 5 years of impact fees on MFS
b. Zone 2	3,750.00 Unit		Only keeping 5 years of impact fees on MFS
c. Zone 3	9.00 Unit		Only keeping 5 years of impact fees on MFS
The Records Management Fee and Technology Enhancement Fee do not apply to the above fees. See OMC Section 15.72.140 for the map of the above zones.			
S. AFFORDABLE HOUSING IMPACT FEE (Effective Jul 1, 2017 to Jun 30, 2018)			
1. Multi-Family Housing			
a. Zone 1	11,500.00 Unit		Only keeping 5 years of impact fees on MFS
b. Zone 2	9,250.00 Unit		Only keeping 5 years of impact fees on MFS
c. Zone 3	9.00 Unit		Only keeping 5 years of impact fees on MFS
2. Townhome Housing			
a. Zone 1	12,000.00 Unit		Only keeping 5 years of impact fees on MFS
b. Zone 2	7,200.00 Unit		Only keeping 5 years of impact fees on MFS
c. Zone 3	9.00 Unit		Only keeping 5 years of impact fees on MFS
3. Single-Family Housing			
a. Zone 1	12,500.00 Unit		Only keeping 5 years of impact fees on MFS
b. Zone 2	9,000.00 Unit		Only keeping 5 years of impact fees on MFS
c. Zone 3	9.00 Unit		Only keeping 5 years of impact fees on MFS
The Records Management Fee and Technology Enhancement Fee do not apply to the above fees. See OMC Section 15.72.140 for the map of the above zones.			
T. AFFORDABLE HOUSING IMPACT FEE (Effective Jul 1, 2018 to Jun 30, 2019)			
1. Multi-Family Housing			
a. Zone 1	22,000.00 Unit		Only keeping 5 years of impact fees on MFS
b. Zone 2	17,750.00 Unit		Only keeping 5 years of impact fees on MFS
c. Zone 3	9,000.00 Unit		Only keeping 5 years of impact fees on MFS
2. Townhome Housing			
a. Zone 1	20,000.00 Unit		Only keeping 5 years of impact fees on MFS
b. Zone 2	14,250.00 Unit		Only keeping 5 years of impact fees on MFS
c. Zone 3	4,000.00 Unit		Only keeping 5 years of impact fees on MFS
3. Single-Family Housing			
a. Zone 1	23,000.00 Unit		Only keeping 5 years of impact fees on MFS
b. Zone 2	16,500.00 Unit		Only keeping 5 years of impact fees on MFS
c. Zone 3	4,000.00 Unit		Only keeping 5 years of impact fees on MFS
The Records Management Fee and Technology Enhancement Fee do not apply to the above fees. See OMC Section 15.72.140 for the map of the above zones.			
U. AFFORDABLE HOUSING IMPACT FEE (Effective Jul 1, 2019 to Jun 30, 2020)			
1. Multi-Family Housing			
a. Zone 1	22,000.00 Unit		Only keeping 5 years of impact fees on MFS
b. Zone 2	17,750.00 Unit		Only keeping 5 years of impact fees on MFS
c. Zone 3	9,000.00 Unit		Only keeping 5 years of impact fees on MFS
2. Townhome Housing			
a. Zone 1	20,000.00 Unit		Only keeping 5 years of impact fees on MFS
b. Zone 2	14,250.00 Unit		Only keeping 5 years of impact fees on MFS
c. Zone 3	4,000.00 Unit		Only keeping 5 years of impact fees on MFS
3. Single-Family Housing			
a. Zone 1	23,000.00 Unit		Only keeping 5 years of impact fees on MFS
b. Zone 2	16,500.00 Unit		Only keeping 5 years of impact fees on MFS
c. Zone 3	4,000.00 Unit		Only keeping 5 years of impact fees on MFS
The Records Management Fee and Technology Enhancement Fee do not apply to the above fees. See OMC Section 15.72.140 for the map of the above zones.			
V. AFFORDABLE HOUSING IMPACT FEE (Beginning Jul 1, 2020 to Sep 19, 2021)			
1. Multi-Family Housing			
a. Zone 1	22,000.00 Unit		Only keeping 5 years of impact fees on MFS
b. Zone 2	17,500.00 Unit		Only keeping 5 years of impact fees on MFS
c. Zone 3	12,000.00 Unit		Only keeping 5 years of impact fees on MFS
2. Townhome Housing			
a. Zone 1	22,000.00 Unit		Only keeping 5 years of impact fees on MFS
b. Zone 2	17,500.00 Unit		Only keeping 5 years of impact fees on MFS
c. Zone 3	12,000.00 Unit		Only keeping 5 years of impact fees on MFS
Removed to consolidate under O. Impact Fee			



City of Oakland
Master Fee Schedule
Effective July 1, 2024

PLANNING & BUILDING
DEPARTMENT

FEE DESCRIPTION	FEE UNIT	% Change	Justification for Fee Change
9. Hotel/Motel	0.10 Square Foot		Only keeping 5 years of impact fees on MFS
10. Institutional	2.50 Square Foot		Only keeping 5 years of impact fees on MFS
The Records Management Fee and Technology Enhancement Fee do not apply to the above fees. See OMC Section 15.74.140 for the map of the above zones.			
Z. CAPITAL IMPROVEMENTS IMPACT FEE (Effective Jul 1, 2018 to Jun 30, 2019)			Only keeping 5 years of impact fees on MFS
1. Multi-Family Housing			
a. Zone 1	750.00 Unit		Only keeping 5 years of impact fees on MFS
b. Zone 2	500.00 Unit		Only keeping 5 years of impact fees on MFS
c. Zone 3	0.00 Unit		Only keeping 5 years of impact fees on MFS
2. Townhome Housing			
a. Zone 1	1,000.00 Unit		Only keeping 5 years of impact fees on MFS
b. Zone 2	1,000.00 Unit		Only keeping 5 years of impact fees on MFS
c. Zone 3	0.00 Unit		Only keeping 5 years of impact fees on MFS
3. Single-Family Housing			
a. Zone 1	2,000.00 Unit		Only keeping 5 years of impact fees on MFS
b. Zone 2	1,500.00 Unit		Only keeping 5 years of impact fees on MFS
c. Zone 3	0.00 Unit		Only keeping 5 years of impact fees on MFS
4. Office	0.00 Square Foot		Only keeping 5 years of impact fees on MFS
5. Freestanding Retail	0.15 Square Foot		Only keeping 5 years of impact fees on MFS
6. Ground Floor Retail	0.09 Square Foot		Only keeping 5 years of impact fees on MFS
7. Industrial	0.40 Square Foot		Only keeping 5 years of impact fees on MFS
8. Warehouse/Distribution	0.90 Square Foot		Only keeping 5 years of impact fees on MFS
9. Hotel/Motel	0.20 Square Foot		Only keeping 5 years of impact fees on MFS
10. Institutional	2.50 Square Foot		Only keeping 5 years of impact fees on MFS
The Records Management Fee and Technology Enhancement Fee do not apply to the above fees. See OMC Section 15.74.140 for the map of the above zones.			
AA. E. CAPITAL IMPROVEMENTS IMPACT FEE (Effective Jul 1, 2019 to Jun 30, 2020)			
1. Multi-Family Housing			
a. Zone 1	1,250.00 Unit		Only keeping 5 years of impact fees on MFS
b. Zone 2	750.00 Unit		Only keeping 5 years of impact fees on MFS
c. Zone 3	0.00 Unit		Only keeping 5 years of impact fees on MFS
2. Townhome Housing			
a. Zone 1	3,000.00 Unit		Only keeping 5 years of impact fees on MFS
b. Zone 2	2,000.00 Unit		Only keeping 5 years of impact fees on MFS
c. Zone 3	1,000.00 Unit		Only keeping 5 years of impact fees on MFS
3. Single-Family Housing			
a. Zone 1	4,000.00 Unit		Only keeping 5 years of impact fees on MFS
b. Zone 2	3,000.00 Unit		Only keeping 5 years of impact fees on MFS
c. Zone 3	1,000.00 Unit		Only keeping 5 years of impact fees on MFS
4. Office	1.00 Square Foot		Only keeping 5 years of impact fees on MFS
5. Freestanding Retail	0.25 Square Foot		Only keeping 5 years of impact fees on MFS
6. Ground Floor Retail	0.00 Square Foot		Only keeping 5 years of impact fees on MFS
7. Industrial	0.75 Square Foot		Only keeping 5 years of impact fees on MFS
8. Warehouse/Distribution	1.00 Square Foot		Only keeping 5 years of impact fees on MFS
9. Hotel/Motel	0.35 Square Foot		Only keeping 5 years of impact fees on MFS
10. Institutional	2.50 Square Foot		Only keeping 5 years of impact fees on MFS
The Records Management Fee and Technology Enhancement Fee do not apply to the above fees. See OMC Section 15.74.140 for the map of the above zones.			
AB. S. CAPITAL IMPROVEMENTS IMPACT FEE (Beginning Jul 1, 2020 to Sep 19, 2021)			
1. Multi-Family Housing			
a. Zone 1	1,250.00 Unit		Only keeping 5 years of impact fees on MFS
b. Zone 2	750.00 Unit		Only keeping 5 years of impact fees on MFS
c. Zone 3	250.00 Unit		Only keeping 5 years of impact fees on MFS
2. Townhome Housing			
a. Zone 1	3,000.00 Unit		Only keeping 5 years of impact fees on MFS
b. Zone 2	2,000.00 Unit		Only keeping 5 years of impact fees on MFS
c. Zone 3	1,000.00 Unit		Only keeping 5 years of impact fees on MFS
3. Single-Family Housing			
a. Zone 1	4,000.00 Unit		Only keeping 5 years of impact fees on MFS
b. Zone 2	3,000.00 Unit		Only keeping 5 years of impact fees on MFS
c. Zone 3	1,000.00 Unit		Only keeping 5 years of impact fees on MFS
4. Office	2.00 Square Foot		Only keeping 5 years of impact fees on MFS
5. Freestanding Retail	0.50 Square Foot		Only keeping 5 years of impact fees on MFS
6. Ground Floor Retail	0.00 Square Foot		Only keeping 5 years of impact fees on MFS
7. Industrial	1.00 Square Foot		Only keeping 5 years of impact fees on MFS
8. Warehouse/Distribution	1.00 Square Foot		Only keeping 5 years of impact fees on MFS
9. Hotel/Motel	0.60 Square Foot		Only keeping 5 years of impact fees on MFS
10. Institutional	3.00 Square Foot		Only keeping 5 years of impact fees on MFS
The Records Management Fee and Technology Enhancement Fee do not apply to the above fees. See OMC Section 15.74.140 for the map of the above zones.			
AC. H. CAPITAL IMPROVEMENTS IMPACT FEE (Beginning Sep 20, 2021 to Jun 30, 2022)			

Removed to consolidate under O. Impact Fee



City of Oakland
Master Fee Schedule
Effective July 1, 2024

PLANNING & BUILDING
DEPARTMENT

FEE DESCRIPTION	FEE UNIT	Square Foot	% Change	Justification for Fee Change
11. Mini-Storage		0.28		Recommended - A new land use category be added for mini-storage. Inflation increase 1.113.
See OMC Section 15.74.140 for the map of the above zones.				
AE. TRANSPORTATION IMPACT FEE (Effective Sept. 1, 2016 to Jun. 30, 2017)				
1 Multi-Family Housing				
a. Zone 1	750.00 Unit			Only keeping 5 years of impact fees on MFS
b. Zone 2	750.00 Unit			Only keeping 5 years of impact fees on MFS
c. Zone 3	750.00 Unit			Only keeping 5 years of impact fees on MFS
2 Townhome Housing				
a. Zone 1	1,000.00 Unit			Only keeping 5 years of impact fees on MFS
b. Zone 2	1,000.00 Unit			Only keeping 5 years of impact fees on MFS
c. Zone 3	1,000.00 Unit			Only keeping 5 years of impact fees on MFS
3 Single-Family Housing				
a. Zone 1	1,000.00 Unit			Only keeping 5 years of impact fees on MFS
b. Zone 2	1,000.00 Unit			Only keeping 5 years of impact fees on MFS
c. Zone 3	1,000.00 Unit			Only keeping 5 years of impact fees on MFS
4 Office				
5 Freestanding Retail	0.85 Square Foot			Only keeping 5 years of impact fees on MFS
6 Ground Floor Retail	0.75 Square Foot			Only keeping 5 years of impact fees on MFS
7 Industrial	0.75 Square Foot			Only keeping 5 years of impact fees on MFS
8 Warehouse/Distribution	0.55 Square Foot			Only keeping 5 years of impact fees on MFS
9 Hotel/Motel	0.35 Square Foot			Only keeping 5 years of impact fees on MFS
10 Institutional	0.65 Square Foot			Only keeping 5 years of impact fees on MFS
The Records Management Fee and Technology Enhancement Fee do not apply to the above fees.				
See OMC Section 15.74.140 for the map of the above zones.				
AF. TRANSPORTATION IMPACT FEE (Effective Jul. 1, 2017 to Jun. 30, 2018)				
1 Multi-Family Housing				
a. Zone 1	750.00 Unit			Only keeping 5 years of impact fees on MFS
b. Zone 2	750.00 Unit			Only keeping 5 years of impact fees on MFS
c. Zone 3	750.00 Unit			Only keeping 5 years of impact fees on MFS
2 Townhome Housing				
a. Zone 1	1,000.00 Unit			Only keeping 5 years of impact fees on MFS
b. Zone 2	1,000.00 Unit			Only keeping 5 years of impact fees on MFS
c. Zone 3	1,000.00 Unit			Only keeping 5 years of impact fees on MFS
3 Single-Family Housing				
a. Zone 1	1,000.00 Unit			Only keeping 5 years of impact fees on MFS
b. Zone 2	1,000.00 Unit			Only keeping 5 years of impact fees on MFS
c. Zone 3	1,000.00 Unit			Only keeping 5 years of impact fees on MFS
4 Office				
5 Freestanding Retail	0.85 Square Foot			Only keeping 5 years of impact fees on MFS
6 Ground Floor Retail	0.75 Square Foot			Only keeping 5 years of impact fees on MFS
7 Industrial	0.75 Square Foot			Only keeping 5 years of impact fees on MFS
8 Warehouse/Distribution	0.55 Square Foot			Only keeping 5 years of impact fees on MFS
9 Hotel/Motel	0.35 Square Foot			Only keeping 5 years of impact fees on MFS
10 Institutional	0.65 Square Foot			Only keeping 5 years of impact fees on MFS
The Records Management Fee and Technology Enhancement Fee do not apply to the above fees.				
See OMC Section 15.74.140 for the map of the above zones.				
AG. TRANSPORTATION IMPACT FEE (Effective Jul. 1, 2018 to Jun. 30, 2019)				
1 Multi-Family Housing				
a. Zone 1	750.00 Unit			Only keeping 5 years of impact fees on MFS
b. Zone 2	750.00 Unit			Only keeping 5 years of impact fees on MFS
c. Zone 3	750.00 Unit			Only keeping 5 years of impact fees on MFS
2 Townhome Housing				
a. Zone 1	1,000.00 Unit			Only keeping 5 years of impact fees on MFS
b. Zone 2	1,000.00 Unit			Only keeping 5 years of impact fees on MFS
c. Zone 3	1,000.00 Unit			Only keeping 5 years of impact fees on MFS
3 Single-Family Housing				
a. Zone 1	1,000.00 Unit			Only keeping 5 years of impact fees on MFS
b. Zone 2	1,000.00 Unit			Only keeping 5 years of impact fees on MFS
c. Zone 3	1,000.00 Unit			Only keeping 5 years of impact fees on MFS
4 Office				
5 Freestanding Retail	0.75 Square Foot			Only keeping 5 years of impact fees on MFS
6 Ground Floor Retail	0.75 Square Foot			Only keeping 5 years of impact fees on MFS
7 Industrial	0.55 Square Foot			Only keeping 5 years of impact fees on MFS
8 Warehouse/Distribution	0.35 Square Foot			Only keeping 5 years of impact fees on MFS
9 Hotel/Motel	0.65 Square Foot			Only keeping 5 years of impact fees on MFS
10 Institutional	2.00 Square Foot			Only keeping 5 years of impact fees on MFS
The Records Management Fee and Technology Enhancement Fee do not apply to the above fees.				
See OMC Section 15.74.140 for the map of the above zones.				
AH. TRANSPORTATION IMPACT FEE (Effective Jul. 1, 2019 to Jun. 30, 2020)				
1 Multi-Family Housing				
a. Zone 1	750.00 Unit			Only keeping 5 years of impact fees on MFS
b. Zone 2	750.00 Unit			Only keeping 5 years of impact fees on MFS
c. Zone 3	750.00 Unit			Only keeping 5 years of impact fees on MFS
2 Townhome Housing				
a. Zone 1	1,000.00 Unit			Only keeping 5 years of impact fees on MFS
b. Zone 2	1,000.00 Unit			Only keeping 5 years of impact fees on MFS
c. Zone 3	1,000.00 Unit			Only keeping 5 years of impact fees on MFS
3 Single-Family Housing				
a. Zone 1	1,000.00 Unit			Only keeping 5 years of impact fees on MFS
b. Zone 2	1,000.00 Unit			Only keeping 5 years of impact fees on MFS
c. Zone 3	1,000.00 Unit			Only keeping 5 years of impact fees on MFS
4 Office				
5 Freestanding Retail	0.75 Square Foot			Only keeping 5 years of impact fees on MFS
6 Ground Floor Retail	0.75 Square Foot			Only keeping 5 years of impact fees on MFS
7 Industrial	0.55 Square Foot			Only keeping 5 years of impact fees on MFS
8 Warehouse/Distribution	0.35 Square Foot			Only keeping 5 years of impact fees on MFS
9 Hotel/Motel	0.65 Square Foot			Only keeping 5 years of impact fees on MFS
10 Institutional	2.00 Square Foot			Only keeping 5 years of impact fees on MFS
The Records Management Fee and Technology Enhancement Fee do not apply to the above fees.				
See OMC Section 15.74.140 for the map of the above zones.				



City of Oakland
Master Fee Schedule
Effective July 1, 2024

PLANNING & BUILDING
DEPARTMENT

FEE DESCRIPTION	FEE UNIT	% Change	Justification for Fee Change
-----------------	----------	----------	------------------------------

1. Multi-Family Housing
- a. Zone 1
 - b. Zone 2
 - c. Zone 3
2. Townhome Housing
- a. Zone 1
 - b. Zone 2
 - c. Zone 3
3. Single-Family Housing
- a. Zone 1
 - b. Zone 2
 - c. Zone 3
4. Office
5. Freestanding Retail
6. Ground Floor Retail
7. Industrial
8. Warehouse/Distribution
9. Hotel/Motel
10. Institutional
- The Records Management Fee and Technology Enhancement Fee do not apply to the above fees.
See OMC Section 15.74.140 for the map of the above zones.

Al. L. TRANSPORTATION IMPACT FEE (Beginning Jul. 1, 2020 to Sep. 19, 2021)

1. Multi-Family Housing
- a. Zone 1
 - b. Zone 2
 - c. Zone 3
2. Townhome Housing
- a. Zone 1
 - b. Zone 2
 - c. Zone 3
3. Single-Family Housing
- a. Zone 1
 - b. Zone 2
 - c. Zone 3
4. Office
5. Freestanding Retail
6. Ground Floor Retail
7. Industrial
8. Warehouse/Distribution
9. Hotel/Motel
10. Institutional
- The Records Management Fee and Technology Enhancement Fee do not apply to the above fees.
See OMC Section 15.74.140 for the map of the above zones.

AJ. M. TRANSPORTATION IMPACT FEE (Beginning Sep. 20, 2021 to Jun. 30, 2022)

1. Multi-Family Housing
- a. Zone 1
 - b. Zone 2
 - c. Zone 3
2. Townhome Housing
- a. Zone 1
 - b. Zone 2
 - c. Zone 3
3. Single-Family Housing
- a. Zone 1
 - b. Zone 2
 - c. Zone 3
4. Office
5. Freestanding Retail
6. Ground Floor Retail
7. Industrial
8. Warehouse/Distribution
9. Hotel/Motel
10. Institutional
11. Mini-Storage
- The Records Management Fee and Technology Enhancement Fee do not apply to the above fees.
See OMC Section 15.74.140 for the map of the above zones.

AK. N. TRANSPORTATION IMPACT FEE (Beginning Jul. 1, 2022)

1. Multi-Family Housing
- a. Zone 1
 - b. Zone 2

FEE DESCRIPTION	FEE UNIT	% Change	Justification for Fee Change
1. Multi-Family Housing	750.00 Unit		
a. Zone 1	750.00 Unit		
b. Zone 2	750.00 Unit		
c. Zone 3	750.00 Unit		
2. Townhome Housing			
a. Zone 1	1,000.00 Unit		
b. Zone 2	1,000.00 Unit		
c. Zone 3	1,000.00 Unit		
3. Single-Family Housing			
a. Zone 1	1,000.00 Unit		
b. Zone 2	1,000.00 Unit		
c. Zone 3	1,000.00 Unit		
4. Office			
5. Freestanding Retail	1.00 Square Foot		
6. Ground Floor Retail	0.75 Square Foot		
7. Industrial	0.75 Square Foot		
8. Warehouse/Distribution	0.55 Square Foot		
9. Hotel/Motel	0.35 Square Foot		
10. Institutional	0.65 Square Foot		
	2.00 Square Foot		
Al. L. TRANSPORTATION IMPACT FEE (Beginning Jul. 1, 2020 to Sep. 19, 2021)			Removed to consolidate under O. Impact Fee
1. Multi-Family Housing	750.00 Unit		
a. Zone 1	750.00 Unit		
b. Zone 2	750.00 Unit		
c. Zone 3	750.00 Unit		
2. Townhome Housing			
a. Zone 1	1,000.00 Unit		
b. Zone 2	1,000.00 Unit		
c. Zone 3	1,000.00 Unit		
3. Single-Family Housing			
a. Zone 1	1,000.00 Unit		
b. Zone 2	1,000.00 Unit		
c. Zone 3	1,000.00 Unit		
4. Office			
5. Freestanding Retail	2.00 Square Foot		
6. Ground Floor Retail	0.75 Square Foot		
7. Industrial	0.75 Square Foot		
8. Warehouse/Distribution	0.55 Square Foot		
9. Hotel/Motel	0.35 Square Foot		
10. Institutional	0.65 Square Foot		
	3.00 Square Foot		
AJ. M. TRANSPORTATION IMPACT FEE (Beginning Sep. 20, 2021 to Jun. 30, 2022)			Removed to consolidate under O. Impact Fee
1. Multi-Family Housing	790.00 Unit		
a. Zone 1	790.00 Unit		
b. Zone 2	790.00 Unit		
c. Zone 3	790.00 Unit		
2. Townhome Housing			
a. Zone 1	1,053.00 Unit		
b. Zone 2	1,053.00 Unit		
c. Zone 3	1,053.00 Unit		
3. Single-Family Housing			
a. Zone 1	1,053.00 Unit		
b. Zone 2	1,053.00 Unit		
c. Zone 3	1,053.00 Unit		
4. Office			
5. Freestanding Retail	2.11 Square Foot		
6. Ground Floor Retail	0.79 Square Foot		
7. Industrial	0.79 Square Foot		
8. Warehouse/Distribution	0.59 Square Foot		
9. Hotel/Motel	0.37 Square Foot		
10. Institutional	0.66 Square Foot		
	3.16 Square Foot		
AK. N. TRANSPORTATION IMPACT FEE (Beginning Jul. 1, 2022)			Recommended. A new land use category be added for mini-storage to be the same as Warehouse/Distribution. Removed to consolidate under O. Impact Fee
1. Multi-Family Housing	909.00 Unit		
a. Zone 1	909.00 Unit		
b. Zone 2	909.00 Unit		

0.37

Square Foot



City of Oakland
Master Fee Schedule
Effective July 1, 2024

PLANNING & BUILDING
DEPARTMENT

FEE DESCRIPTION

FEE UNIT	% Change	Justification for Fee Change
909.00 Unit		
1,212.00 Unit		
1,212.00 Unit		
1,212.00 Unit		
1,212.00 Unit		
1,212.00 Unit		
2.43 Square Foot		
0.91 Square Foot		
0.91 Square Foot		
0.67 Square Foot		
0.43 Square Foot		
0.79 Square Foot		
3.64 Square Foot		

0.43 Square Foot

Recommended - A new land use category be added for mini-storage to be the same as Warehouse/Distribution
Removed to consolidate under C. Impact Fee

1,012.00 Unit	City Administrator approved 6/26/23 - Justin Johnson
1,012.00 Unit	City Administrator approved 6/26/23 - Justin Johnson
1,012.00 Unit	City Administrator approved 6/26/23 - Justin Johnson
1,349.00 Unit	City Administrator approved 6/26/23 - Justin Johnson
1,349.00 Unit	City Administrator approved 6/26/23 - Justin Johnson
1,349.00 Unit	City Administrator approved 6/26/23 - Justin Johnson
2.70 Square Foot	City Administrator approved 6/26/23 - Justin Johnson
1.01 Square Foot	City Administrator approved 6/26/23 - Justin Johnson
1.10 Square Foot	City Administrator approved 6/26/23 - Justin Johnson
0.75 Square Foot	City Administrator approved 6/26/23 - Justin Johnson
0.48 Square Foot	City Administrator approved 6/26/23 - Justin Johnson
0.88 Square Foot	City Administrator approved 6/26/23 - Justin Johnson
4.95 Square Foot	City Administrator approved 6/26/23 - Justin Johnson
0.48 Square Foot	Recommended - A new land use category be added for mini-storage to be the same as Warehouse/Distribution

11. Mini-Storage

The Records Management Fee and Technology Enhancement Fee do not apply to the above fees.

See OMC Section 15.74.140 for the map of the above zones.

Q. TRANSPORTATION IMPACT FEE (FY 2023-2024)

1. Multi-Family Housing

a. Zone 1

b. Zone 2

c. Zone 3

2. Townhome Housing

a. Zone 1

b. Zone 2

c. Zone 3

3. Single-Family Housing

a. Zone 1

b. Zone 2

c. Zone 3

4. Offices

5. Freestanding Retail

6. Ground Floor Retail

7. Industrial

8. Warehouse/Distribution

9. Hotel/Motel

10. Institutional

11. Mini-Storage

See OMC Section 15.74.140 for the map of the above zones.

P. APPEAL OF AFFORDABLE HOUSING IMPACT FEE, TRANSPORTATION IMPACT FEE,

and/or CAPITAL IMPROVEMENTS IMPACT FEE

1. Filing Fee

4,339.00 20% of the Total Impact Fees appealing

1. Filing Fee

4,339.00 20% of the Total Impact Fees appealing

Q. AM. RESIDENTIAL HOTEL DEMOLITION AND CONVERSION IMPACT FEE (Effective Jan 26, 2019)

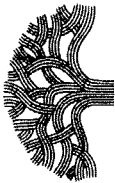
1. Filing Fee

4,339.00 20% of the Total Impact Fees appealing

INFORMATION TECHNOLOGY (ITD)

FY 2024-25-MASTER FEE SCHEDULE

EXHIBIT A: A-11



City of Oakland
Master Fee Schedule
Effective July 1, 2024

INFORMATION TECHNOLOGY



FEE DESCRIPTION	FEE UNIT	FEE UNIT	% Change	Justification for Fee Change
A. RADIO SERVICES				
Monthly Radio Usage Fee	27.56 per radio	28.35	3.00% COLA	
Radio Programming, Installation, and Support	93.74 per hour	96.39	3.00% COLA	
B. CONSULTING SERVICES				
1 IT Project Management Services	116.87 per hour	120.38	3.00% COLA	
2 IT Administrative Services	94.82 Appraisal	97.53	3.00% COLA	
3 IT Technical Services	77.48 per hour	79.39	3.00% COLA	

TRANSPORTATION (OakDOT)
FY 2024-25-MASTER FEE SCHEDULE

EXHIBIT A: A-12



**DEPARTMENT OF
TRANSPORTATION**

**City of Oakland
Master Fee Schedule
Effective July 1, 2024**

FEE DESCRIPTION	FEE UNIT	FEE	UNIT	% Change	Justification for Fee Change
METER OPERATIONS					
C. TRAFFIC CONTROL PLAN REVIEW (UTILITIES AND CONSTRUCTION)					
1 Hourly Staff Review	Hour	\$265.27		3.00%	3.00% COLA
TRAFFIC MAINTENANCE					
D. PAINTING OF CURBS TO INDICATE PARKING REGULATIONS INCLUDING YELLOW, WHITE, AND GREEN ZONES AS ALLOWED BY OAKLAND MUNICIPAL CODE SECTION 10.40.020					
1 Painting of Street Curb Only and Street Markings	1,008.54 Marking	1,039.83		3.00%	3.00% COLA
a. Materials and labor up to 22 FT					
M. INSTALLATION OF COMMEMORATIVE STREET NAME PLAQUE					
1 Materials and labor	Per Sign	\$12.65			Per Council Resolution 77966 & 77967, City Council has established a procedure for retaining City streets.
ENGINEERING & CONSTRUCTION					
ENGINEERING PLANNING & DESIGN					
A. ENGINEERING REVIEW					
PROJECT DELIVERY					
B. SURVEY SERVICES					
1 Standard 2 person survey party and equipment (First 4 hours)	1,956.87 Each	\$2,015.58		3.00%	3.00% COLA
2 City Surveyor	237.47 Hour	\$244.59		3.00%	3.00% COLA
3 Senior Survey Tech	138.48 Hour	\$140.57		3.00%	3.00% COLA
4 Excavation Permit - Compliance with BPC8771 Review	136.47 Hour	\$140.56		3.00%	3.00% COLA
5 Replacement of a Survey Monument After Disturbance or Loss (Destruction) Without Prior Notice (Flat Fee)	7,672.98 Each	\$7,903.17		3.00%	3.00% COLA
6 Review of Subdivision: Tentative Map					
a. Parcel Map: Up to two reviews at two hours each	950.30 Each	\$978.81		3.00%	3.00% COLA
b. Additional Reviews two hours	474.56 Each	\$488.80		3.00%	3.00% COLA
Parcel Map Waiver	371.06 Each	\$1,412.19		3.00%	3.00% COLA
7 Review of Subdivision: Parcel Map					
a. Parcel Map	4,106.40 Each	\$4,228.56		3.00%	3.00% COLA
b. Additional Reviews two hours	474.56 Each	\$488.80		3.00%	3.00% COLA
8 Review of Subdivision: Final Map					
a. Final Map	4,580.34 Each	\$4,717.75		3.00%	3.00% COLA
b. Additional Reviews two hours	474.56 Each	\$488.80		3.00%	3.00% COLA
Corner Record - Pre Construction	2,530.17 Each	\$2,606.08		3.00%	3.00% COLA
Corner Record - Post Construction	583.80 Each	\$611.61		3.00%	3.00% COLA
RIGHT OF WAY MANAGEMENT					
A. EXCAVATION PERMIT					
1 Permit (Includes max 2 Hours of Inspection)	479.33 Permit	\$493.70		3.00%	3.00% COLA
2 Additional Inspection Hours					
a. Normal Operating Hours	239.66 Hour	\$246.85		3.00%	3.00% COLA
b. Not During Normal Operating Hours	366.48 Hour	\$370.21		3.00%	3.00% COLA
6 Excavation Permit Review Fee					
a. Exceeding 300 Feet	1,295.64 Each	\$1,334.51		3.00%	3.00% COLA
b. Shorter than 300 Feet or Within One City Block	488.28 Each	\$482.34		3.00%	3.00% COLA
7 Extension of Excavation Permit	239.66 Each	\$246.85		3.00%	3.00% COLA
B. EXCAVATION PERMIT (UTILITY COMPANIES ONLY)					
2 Inspection for Excavation Permit					
a. One Hour Minimum Inspection Fee (Normal Operating Hours)	239.66 Hour	\$246.85		3.00%	3.00% COLA



**City of Oakland
Master Fee Schedule
Effective July 1, 2024**

**DEPARTMENT OF
TRANSPORTATION**

FEE DESCRIPTION	FEE UNIT	FEE	UNIT	% Change	Justification for Fee Change
b. One Hour Minimum Inspection Fee (Outside Operating Hours)	359.49 Hour	\$ 370.27		3.00%	3.00% COLA
6 Excavation Permit Review Fee					
a. Exceeding 300 Feet	1,286.64 Each	\$ 1,334.51		3.00%	3.00% COLA
b. Shorter than 300 Feet or Within One City Block	462.29 Each	\$ 482.34		3.00%	3.00% COLA
D. REPAIR OF SIDEWALKS, DRIVEWAYS, CURBS, AND GUTTERS					
1 City Performed Repairs - Voluntary					
d. Administrative Fee	468.28 Abatement	\$ 482.34		3.00%	3.00% COLA
c. Administrative Fee	468.28 Abatement	\$ 482.34		3.00%	3.00% COLA
1 Permit (includes maximum 2 hours of inspection)	371.33 Permit	\$ 382.47		3.00%	3.00% COLA
E. INSPECTION OF SIDEWALKS, DRIVEWAYS CURBS AND GUTTERS					
a. Normal Operating Hours	239.66 Hour	\$ 246.85		3.00%	3.00% COLA
b. Not During Normal Operating Hours	359.49 Hour	\$ 370.27		3.00%	3.00% COLA
ADMINISTRATION - APPLIES TO: ENGINEERING AND RIGHT OF WAY MANAGEMENT					
C. DOCUMENT RESEARCH FEE					
1	67.20 per hour	\$ 69.22		3.00%	3.00% COLA
10.00 Appeal		\$ 113.30		3.00%	3.00% COLA
34+0.00 Each		\$ 354.32		3.00%	3.00% COLA
D. PROCESS BILLING APPEALS AND REFUND REQUESTS THAT ARE DETERMINED TO BE UNFOUNDED					
E. PROCESSING SECURITY DEPOSITS (BONDS, CASH, CERTIFICATE OF DEPOSITS, ETC.)					
5,154.00 Proceeding		\$ 5,305.62		3.00%	3.00% COLA
4,860.00 Street		\$ 5,129.40		3.00%	3.00% COLA
5,154.00 Street		\$ 5,305.62		3.00%	3.00% COLA
C. EASEMENT - DEDICATION OR VACATION					
1 City Council Action	4,940.00 Easement	\$ 5,129.40		3.00%	3.00% COLA
2 City Engineer Action	2,564.00 Easement	\$ 2,640.92		3.00%	3.00% COLA
3 Shared Access Engineering Review	1,804.00 Easement	\$ 1,856.12		3.00%	3.00% COLA
D. CERTIFICATE OF COMPLIANCE					
1 For Work Through Six Hours	1,468.74 Certificate	\$ 1,533.40		3.00%	3.00% COLA
2 For Work After Six Hours	257.54 Hour or Fraction of	\$ 265.27		3.00%	3.00% COLA
E. ENCROACHMENT IN THE PUBLIC RIGHT OF WAY OR PUBLIC EASEMENT					
a. New encroachment					
b. Existing Encroachment	1,781.00 Permit	\$ 1,834.43		3.00%	3.00% COLA
d. New Bike Share Station Encroachment	3,175.00 Permit	\$ 3,271.28		3.00%	3.00% COLA
e. Encroachment for R3 Occupancy	1,781.00 Permit	\$ 1,834.43		3.00%	3.00% COLA
f. Amendment or Recession	1,781.00 Permit	\$ 1,834.43		3.00%	3.00% COLA
2 City Council Action	1,094.00 Permit	\$ 1,116.52		3.00%	3.00% COLA
F. TRACT MAP					
1 Tentative Map	1,980.00 Permit	\$ 5,129.40		3.00%	3.00% COLA
2 Final Map	3,761.00 Map	\$ 3,873.83		3.00%	3.00% COLA
3 Tentative Map - Each Lot over 5	5,991.51 Tract	\$ 5,991.51		3.00%	3.00% COLA
4 Certificate of Correction	364.00 Lot	\$ 364.62		3.00%	3.00% COLA
5 Subdivision Improvement Agreement	1,157.00 Certificate	\$ 1,191.71		3.00%	3.00% COLA
6 Amended Final Map	1,563.00 Agreement	\$ 1,640.79		3.00%	3.00% COLA
7 Revisions to Final Map, Tentative Map, or SIA	1,709.00 Map	\$ 1,760.27		3.00%	3.00% COLA
a. Regular Operating Hours	257.47 Hour or Fraction of	\$ 244.59		3.00%	3.00% COLA
b. Overtime Hours	356.20 Hour or Fraction of	\$ 366.89		3.00%	3.00% COLA



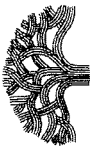
City of Oakland
Master Fee Schedule
Effective July 1, 2024

DEPARTMENT OF
TRANSPORTATION

FEE DESCRIPTION	FEE UNIT	FEE	UNIT	% Change	Justification for Fee Change
G. STREET DEDICATION					
H. STREET NAME CHANGE					
1 Application	1,980.00 Street	\$ 5,129.40		3.00%	3.00% COLA
9 Review of Plan Revisions					
a. Regular Working Hours	4,980.00 Street	\$ 5,129.40		3.00%	3.00% COLA
b. Outside of Regular Working Hours	257.64 Hour or Fraction of	\$ 265.27		3.00%	3.00% COLA
K. CONSULTATION REQUESTED FOR PRELIMINARY REVIEW OF IMPROVEMENTS AND CONSTRUCTION PROJECTS					
1 Tentative Map	386.31 Hour or Fraction of	\$ 397.99		3.00%	3.00% COLA
2 Amended Tentative Map or Parcel Map	257.54 Hour or Fraction of	\$ 265.27		3.00%	3.00% COLA
3 Revisions to Tentative Map or Parcel Map	998.00 Report	\$ 718.94		3.00%	3.00% COLA
4 Revisions to Regular Working Hours	1,357.00 Map	\$ 1,397.71		3.00%	3.00% COLA
5 Certificate of Correction	1,638.00 Map	\$ 1,636.67		3.00%	3.00% COLA
L. INSPECTION OF PUBLIC INFRASTRUCTURE					
1 Tentative Map	562.00 Map	\$ 578.86		3.00%	3.00% COLA
2 Amended Tentative Map or Parcel Map	237.47 Hour or Fraction of	\$ 244.59		3.00%	3.00% COLA
3 Revisions to Tentative Map or Parcel Map	356.26 Hour or Fraction of	\$ 366.89		3.00%	3.00% COLA
4 Revisions to Regular Working Hours	461.00 Certificate	\$ 498.52		3.00%	3.00% COLA
5 Outside of Regular Working Hours	658.48 Hour or Fraction of	\$ 370.27		3.00%	3.00% COLA
M. PERMIT APPLICATION REVIEW					
1 Permit Application Review and Processing Outside of Regular Working Hours	386.31 Hour or Fraction of	\$ 397.99		3.00%	3.00% COLA
N. LOT LINE MERGER AND ADJUSTMENT					
1 Lot Line Merger and Adjustment	329.60 Certificate	\$ 339.49		3.00%	3.00% COLA
O. OBSTRUCTION PERMITS					
1 Metered Area	15.00 Meter/Day	\$ 15.00			Per 12902 CMS
2 Un-metered Area	2.99 25 Friday	\$ 2.99			Per 12902 CMS
3 Records Management Fee & Technology Enhancement Fee	14.75% Consultant fees				
P. PARKLET PERMIT					
1 New Parklet	994.41 Permit / Year	\$ 1,024.24		3.00%	3.00% COLA
2 Annual Parklet Renewal	479.33 Permit / Year	\$ 493.71		3.00%	3.00% COLA
Q. ON-STREET PARKING METER					
1 General	2.00 Space / Hour	\$ 3.00		50.00%	Rate has not changed since 2009. CPI justifies increase.

SPECIAL EVENTS
FY 2024-25-MASTER FEE SCHEDULE

EXHIBIT A: A-13



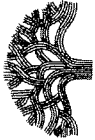
City of Oakland
Master Fee Schedule
 Effective July 1, 2024

SPECIAL EVENTS

FEE DESCRIPTION	FEE UNIT	FEE	UNIT	% Change	Justification for Fee Change
Special Event Fees					
H. OPERATIONAL PERMITS as required by the Oakland Fire Code					
1 Amusement Buildings	242.00 Per Bldg/Inst		249.00	2.89%	Approved COLA Increase
2 Carnival/Fair/Circus	242.00 Instance		249.00	2.89%	Approved COLA Increase
3 Exhibits & Trade Shows	242.00 Year		249.00	2.89%	Approved COLA Increase
4 Fireworks Public Display - One Time	242.00 Instance		249.00	2.89%	Approved COLA Increase
5 Hot Work/Welding/Cutting Operations	242.00 Year/Instance		249.00	2.89%	Approved COLA Increase
6 Liquid Petroleum Gas (LPG)					
a. Storage or Use of	242.00 Year		249.00	2.89%	Approved COLA Increase
b. Non-Profit Special Event	242.00 Instance		249.00	2.89%	Approved COLA Increase
c. Open Burning	242.00 Instance		249.00	2.89%	Approved COLA Increase
d. Open Flames, Candles, and Torches	242.00 Instance		249.00	2.89%	Approved COLA Increase
e. Assembly, Restaurant/Drinking Establishments	242.00 Year		249.00	2.89%	Approved COLA Increase
f. Ceremonial	242.00 Instance		249.00	2.89%	Approved COLA Increase
g. Public Exhibition/Demonstration	242.00 Year		249.00	2.89%	Approved COLA Increase
h. Outdoor Cooking Establishment/Vendor	242.00 Year/Instance		249.00	2.89%	Approved COLA Increase
i. Places of Assembly (50 + persons)	242.00 Structure		249.00	2.89%	Approved COLA Increase
j. Tents, Canopies, and/or Temporary Membrane Structures	486.00 P/H		500.00	2.88%	Approved COLA Increase
10 Places of Assembly (50 + persons)	730.00 P/H - 2.5 MIN		751.00	2.88%	Approved COLA Increase
11 Tents, Canopies, and/or Temporary Membrane Structures	105.00 P/H		108.00	2.86%	Approved COLA Increase
I. INSPECTION CONDUCTED BY FIRE INSPECTOR					
J. AFTER HOURS INSPECTION CONDUCTED BY FIRE INSPECTOR					
K. FIRE INSPECTION RATE FOR COMMUNITY EVENTS as defined by OMC 9.52.040					

WORKPLACE EMPLOYMENT STANDARDS
FY 2024-25-MASTER FEE SCHEDULE

EXHIBIT A: A-14



City of Oakland
Master Fee Schedule
Effective July 1, 2024

**DEPARTMENT OF WORKPLACE &
 EMPLOYMENT STANDARDS**

FEE DESCRIPTION

FEE UNIT

FEE UNIT

Justification for Fee Change

DEPARTMENT OF WORKPLACE & EMPLOYMENT STANDARDS (DWES)

A. LCP TRACKER USAGE FEE

1. LCP Tracker Usage Fee

300.00 Per Project Per Year See memo

1 LCP TRACKER USAGE FEE (for contracts ~~<~~ \$5 million)

160.00 Month

2 LCP TRACKER USAGE FEE (for contracts ~~>~~ \$5 million)

320.00 Month

B. STAFF FEE FOR NON COMPLIANCE INVESTIGATIONS & LEP SHORTFALL CLOSEOUTS

1 LEP Non Compliance Investigations & Closeouts

25.00 Each

25.75

3.00% COLA

C. SUBSCRIPTION PROCESSING FEE

1 LCP Tracker Subscription Processing Fee

38.85 Per Transaction

D.C. MINIMUM WAGE & LABOR STANDARDS ENFORCEMENT FEE

5.00 Employee

5.15

3.00% COLA, section letter updated

E.D. HOTEL WORKPLACE REGULATORY FEE

2.00 Per Occupied Room

2.06

3.00% COLA, section letter updated

NOTICE AND DIGEST

ORDINANCE AMENDING ORDINANCE NO. 13747 C.M.S. (WHICH ADOPTED THE FISCAL YEAR 2023-24 MASTER FEE SCHEDULE), AS AMENDED, TO ESTABLISH, MODIFY AND DELETE FEES AND PENALTIES ASSESSED BY THE CITY OF OAKLAND FOR FISCAL YEAR 2024-2025

This Ordinance amends The FY 2023-24 Master Fee Schedule, as amended, to modify and establish City of Oakland fees for fiscal year 2024-2025 as set forth in the Ordinance.