



FAST FACTS 2018-19

OAKLAND UNIFIED SCHOOL DISTRICT

SUPERINTENDENT
Dr. Kyla Johnson-Trammell

BOARD OF EDUCATION
DISTRICT 1: Jody London
DISTRICT 2: Aimee Eng
DISTRICT 3: Jumoke Hinton-Hodge
DISTRICT 4: Nina Senn/Gary Yee as of Jan. 2019

DISTRICT 5: Roseann Torres
DISTRICT 6: Shanthi Gonzales
DISTRICT 7: James Harris
STUDENT: Josue Chavez
STUDENT: Yota Omosowho

CONTACT
1000 Broadway Suite 680
Oakland, CA 94607
(510) 879-8200
www.ousd.org

ALL SCHOOLS¹

Data listed below includes OUSD district-run & district-authorized charter schools. Data listed to the right is based on OUSD district-run schools only.

50,077 NUMBER OF STUDENTS IN OUSD DISTRICT-RUN & DISTRICT AUTHORIZED-CHARTER SCHOOLS



36,286 # of Students in OUSD District-Run Schools
13,791 # of Students in District-Authorized Charter Schools

602 in TK
18,874 in K-5
7,005 in 6-8
9,805 in 9-12

126 in TK
5,150 in K-5
4,162 in 6-8
4,353 in 9-12

121 NUMBER OF OUSD DISTRICT-RUN SCHOOLS & DISTRICT AUTHORIZED CHARTER SCHOOLS



87 # of OUSD District-Run Schools
34 # of District-Authorized Charter Schools

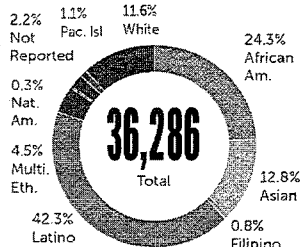
49 Elementary
5 Grade K-8
14 Middle
1 Alternative Middle
3 Grade 6-12
7 High
7 Alternative High
1 Ind. Study

9 Elementary
7 Grade K-8
5 Middle
5 Grade 6-12
8 High

7 ADULT EDUCATION PROGRAMS AT 20 LOCATIONS: Citizenship, ESL College & Career Readiness, Family Literacy, Integrated Education & Training, GED and Basic Skills, Pre-Apprenticeship, and Project SEARCH. **2,430** students that received Adult Ed services in 2017-18

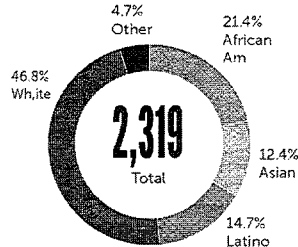
DISTRICT-RUN SCHOOLS

STUDENTS¹



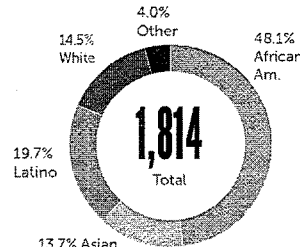
284 Foster and 861 Homeless students.

TEACHERS²



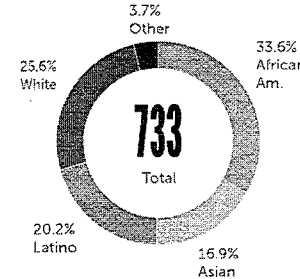
1,872 TK-12 Teachers, **63** Early Childhood Ed. Teachers, **374** Special Ed. Teachers, **10** Adult Ed. Teachers.

OTHER SCHOOL STAFF²



148 Principals, Assistant Principals, & Early Childhood Ed. Site Administrators; **1,666** School Support Staff.

CENTRAL OFFICE STAFF²



EMPLOYEE SALARY²

2018-19

\$46,570

BEGINNING K-12 TEACHER SALARY

	Minimum	Maximum
Teacher	\$46,570	\$83,724
School Support	\$21,917	\$126,383
School Leader	\$77,632	\$147,857
Central Office	\$34,982	\$240,000

SPECIAL EDUCATION⁸

2018-19

12.7% STUDENTS WITH DISABILITIES RECEIVING SPECIAL ED. SERVICES

4,613 Students total,
374 Special Education Teachers.

NEWCOMERS

2018-19

2,547 Newcomer students, **13** schools with Newcomer Programs, **276** Refugee students, **261** Asylee students, **648** Unaccompanied Immigrant Youth.

ATTENDANCE³

2017-18

94.50% AVERAGE DAILY ATTENDANCE

13.9% Students chronically absent.

HOME LANGUAGES

2018-19

50.2% STUDENTS SPEAKING NON-ENGLISH HOME LANGUAGE

33.0% speak Spanish, **4.2%** speak Cantonese, **2.8%** speak Mam, **2.4%** speak Arabic, **2.2%** speak Vietnamese, **56** native languages spoken in OUSD.

SUMMER LEARNING

2017-18

6,151 Students in **85** summer learning programs across **42** schools. **31** Partner organizations ran programs sponsored by OUSD.

GEOGRAPHIC

2018-19

2.6 Miles

AVERAGE DISTANCE TRAVELLED BY STUDENTS TO DISTRICT-RUN SCHOOL

45.3% Students attend a neighborhood school.

HEALTH & WELLNESS

2017-18

16 SCHOOL-BASED HEALTH CENTERS

7,291 Students served;
37,438 Total visits.

SUSPENSIONS

2017-18

3.9% STUDENTS WITH 1 OR MORE OUT OF SCHOOL SUSPENSION

10.8% African American male students suspended.

ENGLISH LANGUAGE LEARNERS⁷

2018-19

33.0% ENGLISH LANGUAGE LEARNERS STUDENTS

11,981 Students Total. **50.5%** of **4,472** Grade 6-12 ELLs are Long Term English Language Learners.

BUDGET⁴

2018-19 TOTAL BUDGETED EXPENDITURE

\$736.1 Million

AFTER SCHOOL PROGRAMS

2017-18

81 After school program sites, **7,526** Average number of students served daily, **14,821** Students served all year, **18** After school lead agency partners.

EARLY CHILDHOOD EDUCATION

2018-19

1,570 Pre-K Students,
175 School Age Students,
28 ECE Sites, **63** ECE Teachers.

CHILD NUTRITION

2018-19

73.3% STUDENTS ELIGIBLE FOR FREE & REDUCED PRICE LUNCH

9,701 Average number of breakfasts served daily and **18,362** Average number of lunches served daily in 2017-18.

COLLEGE & CAREER PATHWAYS⁵

2018-19

82.9%

GRADE 10-12 STUDENTS ENROLLED IN A PATHWAY

34 Career-themed Pathways in **13** high schools/Grade 6-12 schools.

GRADUATION & DROPOUT⁶

2017-18

73.5%

4-YEAR COHORT GRADUATION RATE

12.9% 4-Year Cohort Dropout Rate, **0.2%** GED Completer, **2.0%** Special Ed. Certificate, **10.1%** Still Enrolled.

COLLEGE ENROLLMENT

2017-18

58.0% OF 2,049 HS GRADUATES ATTENDED COLLEGE IN THE FALL OF 2017

27.5% attended a 2-year college; **30.5%** attended a 4-year college.

Produced by the Department of RESEARCH, ASSESSMENT & DATA

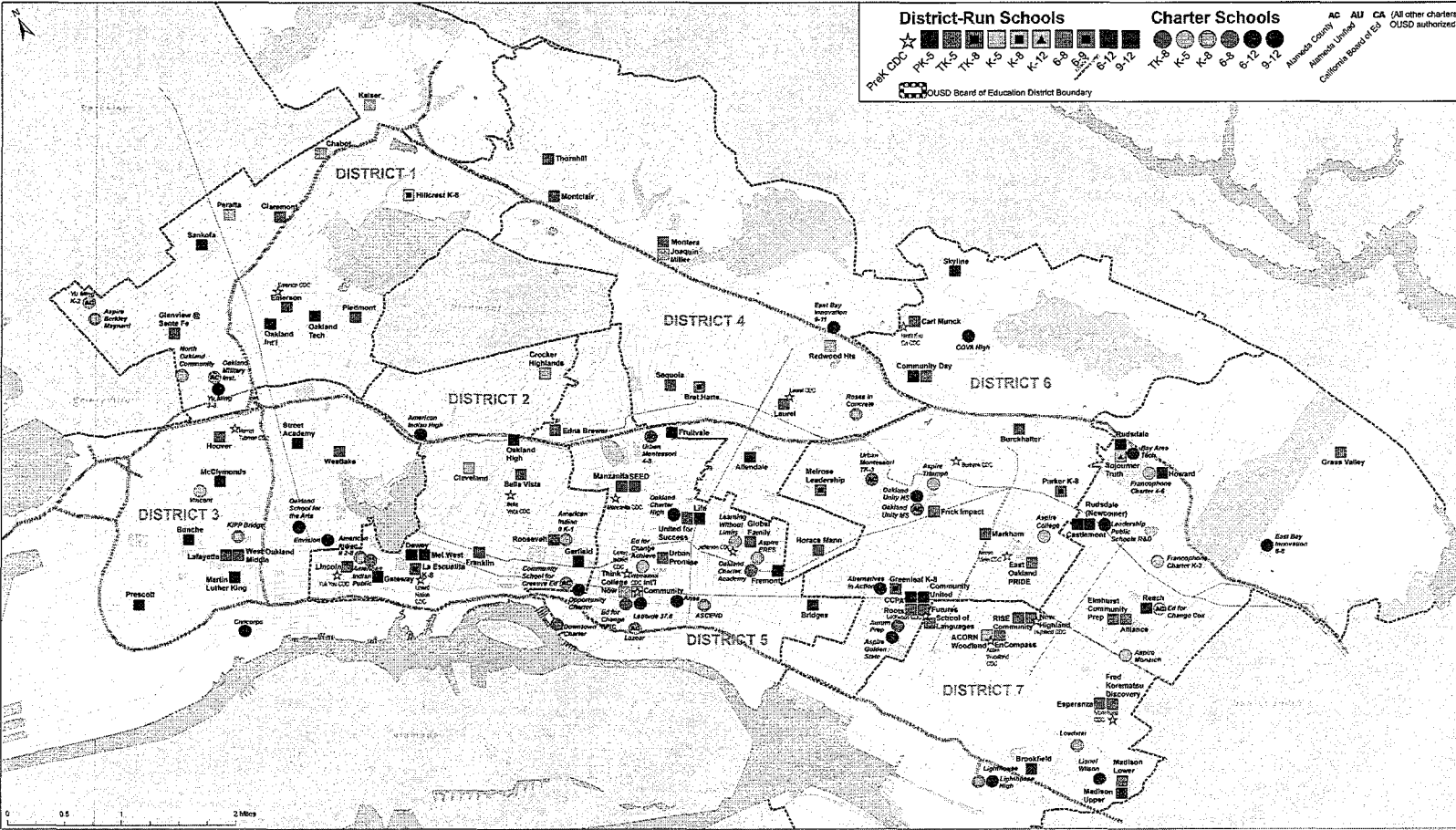


SCHOOLS MAP 2018-19

OAKLAND UNIFIED SCHOOL DISTRICT

ALL SCHOOLS
Schools & sites subject to change

www.ousddata.org
For more data, visit our website!



Sizes and locations subject to change.
Oakland Adult & Career Education/GED Testing Center is located on the McDiymonds campus

CONTACT
1000 Broadway Suite 680
Oakland, CA 94607
(510) 434-7790
www.ousd.org

SOURCES & FOOTNOTES

Continued from Page 1

DATA SOURCES: AFTER SCHOOL PROGRAMS - Public Profit; ATTENDANCE - Research, Assessment and Data (RAD), Technology Services; BUDGET - Finance Division; CENTRAL OFFICE STAFF - RAD; CHILD NUTRITION - Nutrition Services; RAD; COLLEGE & CAREER PATHWAYS - RAD; COLLEGE ENROLLMENT - National Student Clearinghouse; EARLY CHILDHOOD EDUCATION - Early Childhood Education Office; RAD; EMPLOYEE SALARY - RAD; ENGLISH LANGUAGE LEARNERS - RAD; GEOGRAPHIC - RAD; GRADUATION & DROPOUT - California Department of Ed. (CDE); HEALTH & WELLNESS - Community Schools & Student Services (CSSS); HOME LANGUAGES - RAD; NEWCOMERS - RAD; OTHER SCHOOL STAFF - RAD; SCHOOLS MAP - RAD; SPECIAL EDUCATION - RAD; STUDENTS - RAD; SUMMER LEARNING - CSSS, RAD; SUSPENSION - RAD; TEACHERS - RAD; TOTAL ENROLLMENT, TOTAL NUMBER OF SCHOOLS - RAD; Office of Charter Schools; **FOOTNOTES:** 1) Preliminary TK-12 enrollment is based on data from the first Wednesday of October; 2) Employee and salary numbers are based on data from 10/15/2018. To provide a meaningful range of Central Office salaries, the lowest salaries (Board Members) and the highest salary (Superintendent) has been excluded. All salary ranges are based on 1.0 FTE. Teacher Salary range is based on the K12T salary schedule and does not include district paid benefits; 3) Chronic Absence is defined as being absent 10% or more of school days for any reason; 4) Based on total budgeted expenditures passed by the Board of Education on 6/27/2018. This number includes spending of one-time facilities funds; 5) College & Career Pathways follow industry-themed courses that prepare high school students for career and a full range of postsecondary options; 6) Graduation and Dropout percentages based on CalPADS data; 7) Students are Long Term English Language Learners if they have been enrolled for over 5 years in a US school without reclassifying as English Fluent; 8) Special Ed. enrollment includes students with disabilities enrolled in OUSD district-run schools. Nonpublic nonsectarian school (NPS), PEC Home and Hospital, and PEC Young Adults Program are excluded.

NOTE: This document is double sided & was designed to be printed on 11 x 17 paper. Last updated on February 27, 2019. Graphical icons downloaded from www.iconsmind.com.