



CITY OF OAKLAND

FILED  
OFFICE OF THE CITY CLERK  
OAKLAND

2018 MAY 31 PM 4: 32

# AGENDA REPORT

**TO:** Sabrina B. Landreth  
City Administrator

**FROM:** Ryan Russo  
Director, OakDOT

**SUBJECT:** Update on School Pedestrian Safety  
Projects and Programs

**DATE:** April 27, 2018

City Administrator Approval

Date:

5/31/18

## RECOMMENDATION

**Staff Recommends That The City Council Receive A Supplemental Informational Report On The History And The Future Strategy For The Former "Safe Routes To Schools" Grant And The Present "Active Transportation Program" Grant Programs.**

## REASON FOR SUPPLEMENTAL

This Supplemental Report is prepared in response to a request made by the Public Works Committee on November 14, 2017. The Informational Report presented at that meeting was in regards to the City's programs, strategies, resources, partnerships, and needs for improving pedestrian safety around schools.

The Committee requested the status of the remaining 11 Oakland schools currently enrolled in the Alameda County Safe Routes to Schools (SRTS) program that have not yet received a site assessment. 29 other Oakland schools enrolled in the SRTS program have had site assessments conducted that led to capital and programmatic improvements to pedestrian safety.

Additionally, this Report provides an update on the pedestrian safety improvements for the eight schools identified in the FY 2017-19 budget cycle's Capital Improvement Program (CIP). These improvements will be funded primarily by the Infrastructure Bond (Measure KK) approved by voters in November 2016.

Lastly, this Report presents OakDOT's school prioritization methodology developed in conjunction with its partner departments and outside agencies.

Item: \_\_\_\_\_  
Public Works Committee  
June 12, 2018

## **ANALYSIS AND POLICY ALTERNATIVES**

### *School Site Assessments*

Of the 40 schools participating in the Alameda County Transportation Commission's (ACTC) SRTS program, as of November 2017, 11 had not been assessed. Since then, ACTC has committed to conduct site assessments for these 11 Oakland schools: three will be conducted by the end of the current school year and eight will be conducted in the upcoming school year. The 11 schools and their site assessment dates are as follow:

1. Yu Ming Charter School (02/29/18);
2. Community United Elementary School (03/27/18);
3. Westlake Middle School (04/12/18);
4. McClymonds High School (2018-19 school year)
5. Sankofa Academy (2018-19 school year);
6. Alliance Academy (2018-19 school year);
7. Oakland School for the Arts (2018-19 school year);
8. Castlemont High School (2018-19 school year);
9. Peralta Elementary School (2018-19 school year);
10. Place@Prescott Elementary School (2018-19 school year); and
11. Redwood Heights Elementary School (2018-19 school year).

By way of background, ACTC funds and manages school site assessments for schools that are enrolled in its SRTS program. A school site assessment is a "walk audit" for a school or a cluster of schools that occurs during student arrival for departure times. The assessment notes the conditions of sidewalks, roadways, drop off and pick up areas, traffic signs, crosswalk markings, driving behavior, and other elements that contribute to pedestrian safety and access to school sites. Site assessments have been an effective tool in OakDOT's collaboration with schools for identifying issues, developing solutions, engaging stakeholders, and applying for funding.

### *Measure KK-Funded School Improvements*

As mentioned above, previous school site assessments have led to capital and programmatic improvements to pedestrian safety for most of the assessed schools. However, eight of those schools have not received funding for their recommended improvements as a result of being out-prioritized by the other schools. The FY 2017-19 CIP included these eight schools allocating \$2M in Measure KK funds.

The projected completion and milestone dates for the improvements around the eight schools are shown below:

<b>Measure KK Funded School Improvements in the FY 2017-19 CIP</b>			
School	Design	Award	Construction
Chabot Elementary	Jan 2019	N/A	Dec 2019
Futures at Lockwood Elementary	Jan 2019	N/A	Dec 2019
International Community	Jan 2019	N/A	Dec 2019
New Highland Academy	Jan 2019	N/A	Dec 2019
United for Success Academy	Jan 2019	N/A	Dec 2019
World Academy	Jan 2019	N/A	Dec 2019
Thornhill & Montclair Elementary	Oct 2019	May 2020	June 2021
Edna Brewer Middle	Jun 2019	Jan 2020	April 2021

The estimated total cost for the improvements is approximately \$6.67M. The proposed funding sources are Measure KK (\$2M), Measure B (\$1M), the Active Transportation Program grant (\$1.89M), future Measure KK allocations and other potential outside grant sources to the extent the improvements are eligible and competitive. **Attachments A-H** illustrate what the improvements will be for each school.

The improvements include widening sidewalks, tightening intersection corners, and installing speed bumps, traffic circles, crosswalk flashers, and traffic signals near schools. They are recommendations from previous school site assessments and have been vetted by stakeholders for each school and OakDOT staff for effectiveness and constructability. OakDOT is planning to construct some of the improvements with in-house staff and hire contractors to perform large-scale work such as signal installation and major curb reconstruction.

#### *School Prioritization*

In collaboration with ACTC and their transportation consultant, Alta Planning + Design, the Oakland Unified School District (OUSD), and the Oakland Police Department (OPD), OakDOT developed a list that ranks schools prioritized by collision history, equity factors, and student health data. Below is a list of the criteria used and how they were broken down:

Category	Definition	Data Source
Collision History (weighted 50%)	Number of school-age-involved bicycle/pedestrian collisions located within a half-mile radius of school grounds between 2012 and 2016.	Statewide Integrated Traffic Records System (SWITRS) from the California Highway Patrol (CHP)
Equity Score (weighted 25%)	Composite score from indicators such as race, age, income, English proficiency, health insurance, single-parent household, unemployment, disability, commute/vehicle access, etc.	United States Census/Alta Planning+Design
Student Health (weighted 25%)	Percent of students who test within the Health Fitness Zone for body composition for most the recent year of available data.	California Department of Education


**Attachment I** shows the top 50 schools prioritized by the above scoring system. The list will be shared with Be Oakland Be Active (BOBA), a collaborative managed by the Alameda County Health Department (ACHD) to advance school safety and support healthy, sustainable transportation to and from schools in Oakland. BOBA participants include TransForm, a local active-transportation advocacy organization expertise in working with Oakland schools to promote student health and safety. The list will be used to aid future decisions on budgeting, grant application, and other resource allocations such as school site assessments and the recent discussions about crossing guard assignment.

**ACTION REQUESTED OF THE CITY COUNCIL**

Staff Recommends that the City Council receive this Informational Report updating ongoing and planned school pedestrian safety projects and programs.

For questions regarding this report, please contact Joe Wang, Safe Streets Division, at (510) 238-6107.

Respectfully submitted,



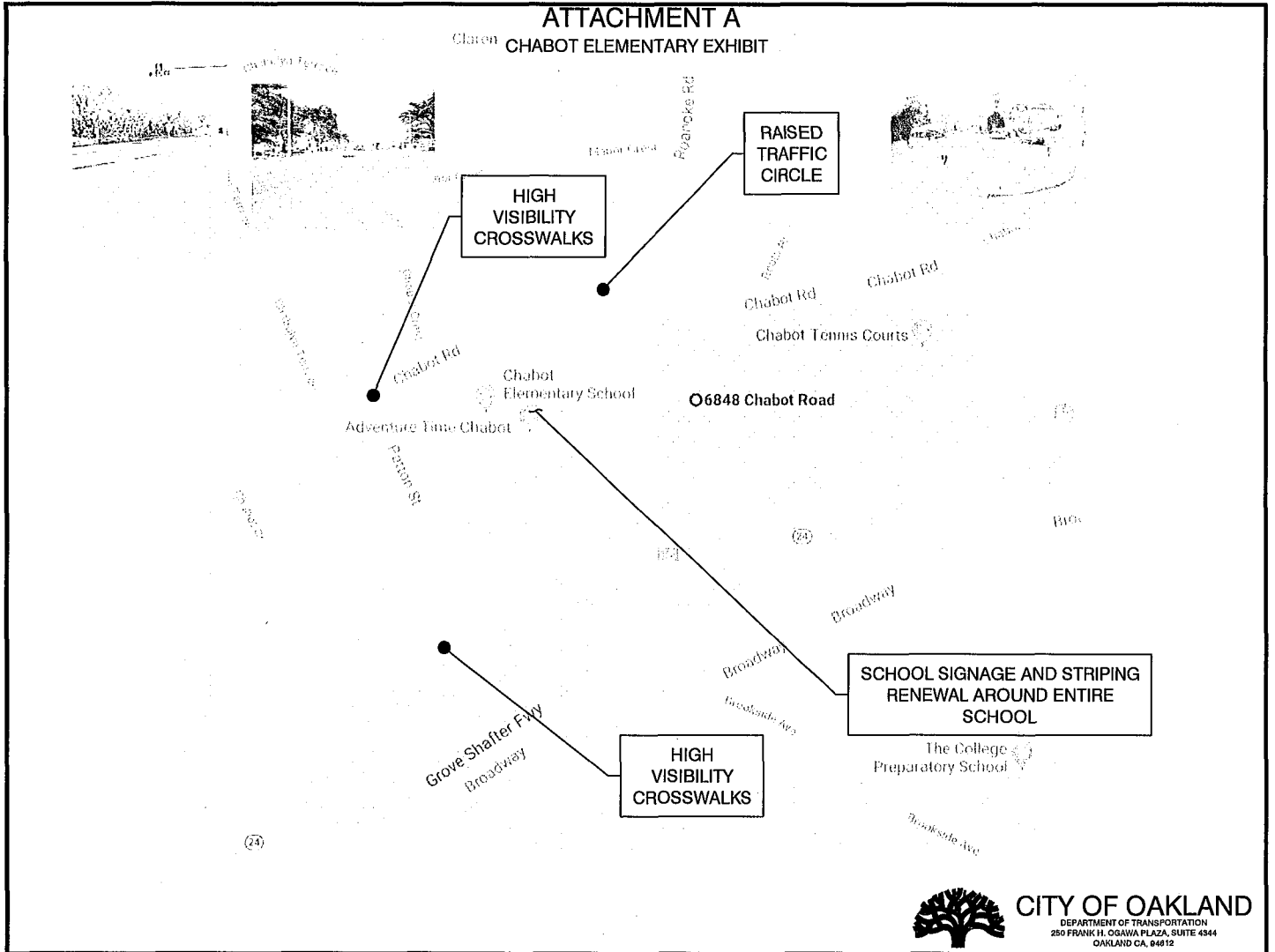
Ryan Russo, Director  
Department of Transportation

Reviewed by:  
Wladimir Wlassowsky, P.E.  
Assistant Director

Prepared by:  
Joe Wang, P.E.  
Supervising Transportation Engineer  
Safe Streets Division

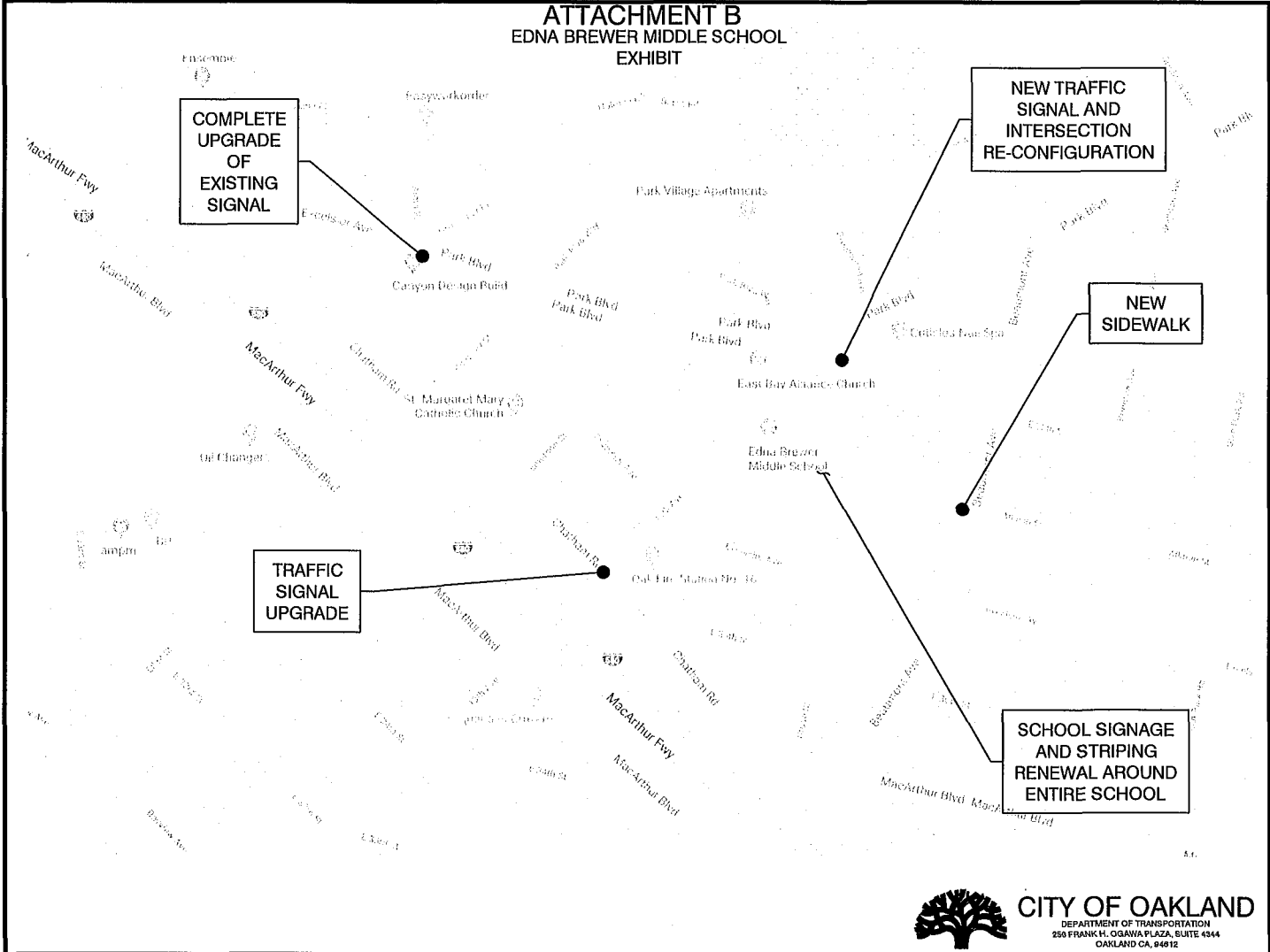
- Attachment A: Chabot Elementary**
- Attachment B: Edna Brewer Middle**
- Attachment C: Futures at Lockwood Elementary**
- Attachment D: International Community/Think College Now**
- Attachment E: Thornhill and Montclair Elementary**
- Attachment F: New Highland Academy**
- Attachment G: United for Success Academy**
- Attachment H: World Academy/Achieve Academy**
- Attachment I: Top 50 Oakland School with the Highest Needs**

**ATTACHMENT A**  
**CHABOT ELEMENTARY EXHIBIT**



**CITY OF OAKLAND**  
DEPARTMENT OF TRANSPORTATION  
250 FRANK H. OGDEN PLAZA, SUITE 4344  
OAKLAND, CA 94612

**ATTACHMENT B  
EDNA BREWER MIDDLE SCHOOL  
EXHIBIT**



**CITY OF OAKLAND**  
DEPARTMENT OF TRANSPORTATION  
250 FRANK H. JOHNSON PLAZA, SUITE 4344  
OAKLAND, CA 94612

# ATTACHMENT C

FUTURES @ LOCKWOOD CAMPUS EXHIBIT

**CURB RAMP  
UPGRADE  
ALONG  
INTERNATIONAL  
BLVD\***

**TRAFFIC  
SIGNAL  
UPGRADE\***

**NEW TRAFFIC  
SIGNAL\***

**HIGH VISIBILITY  
CROSSWALKS/  
RAISED  
CROSSWALK**

**TRAFFIC  
SIGNAL  
UPGRADE\***

**SCHOOL SIGNAGE  
AND STRIPING  
RENEWAL AROUND  
ENTIRE SCHOOL**

**CITY OF  
OAKLAND  
SPONSORED  
69TH AVE  
STREETSCAPE  
PROJECT**

GENERAL NOTE:  
**ITALICIZED/BOLD\* - FUNDING THROUGH  
BRT PROJECT**

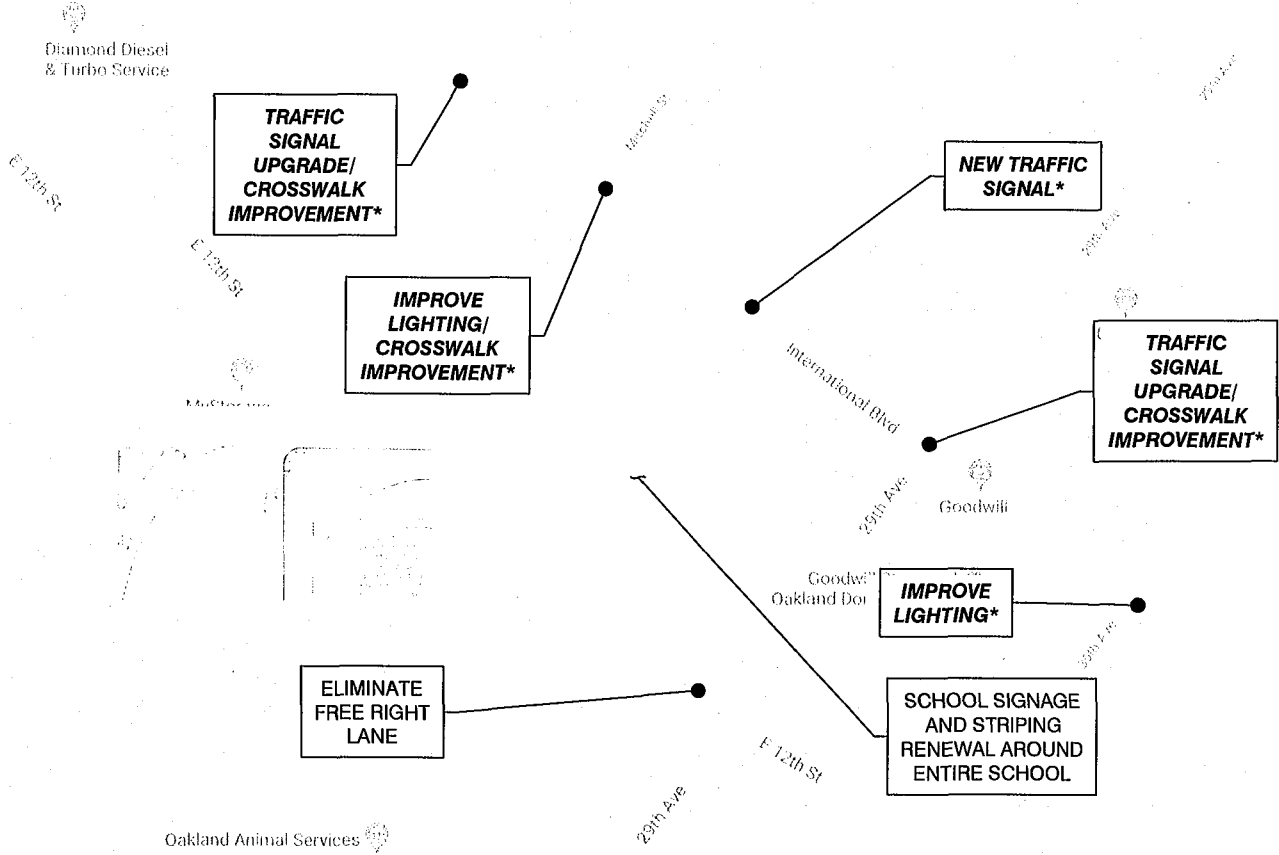


**CITY OF OAKLAND**  
DEPARTMENT OF TRANSPORTATION  
250 FRANK H. OGDEN PLAZA, SUITE 4544  
OAKLAND CA, 94612



# ATTACHMENT D

## INTERNATIONAL COMMUNITY SCHOOL / THINK COLLEGE NOW EXHIBIT



GENERAL NOTE:  
**ITALICIZED/BOLD\* - FUNDING THROUGH BRT PROJECT**

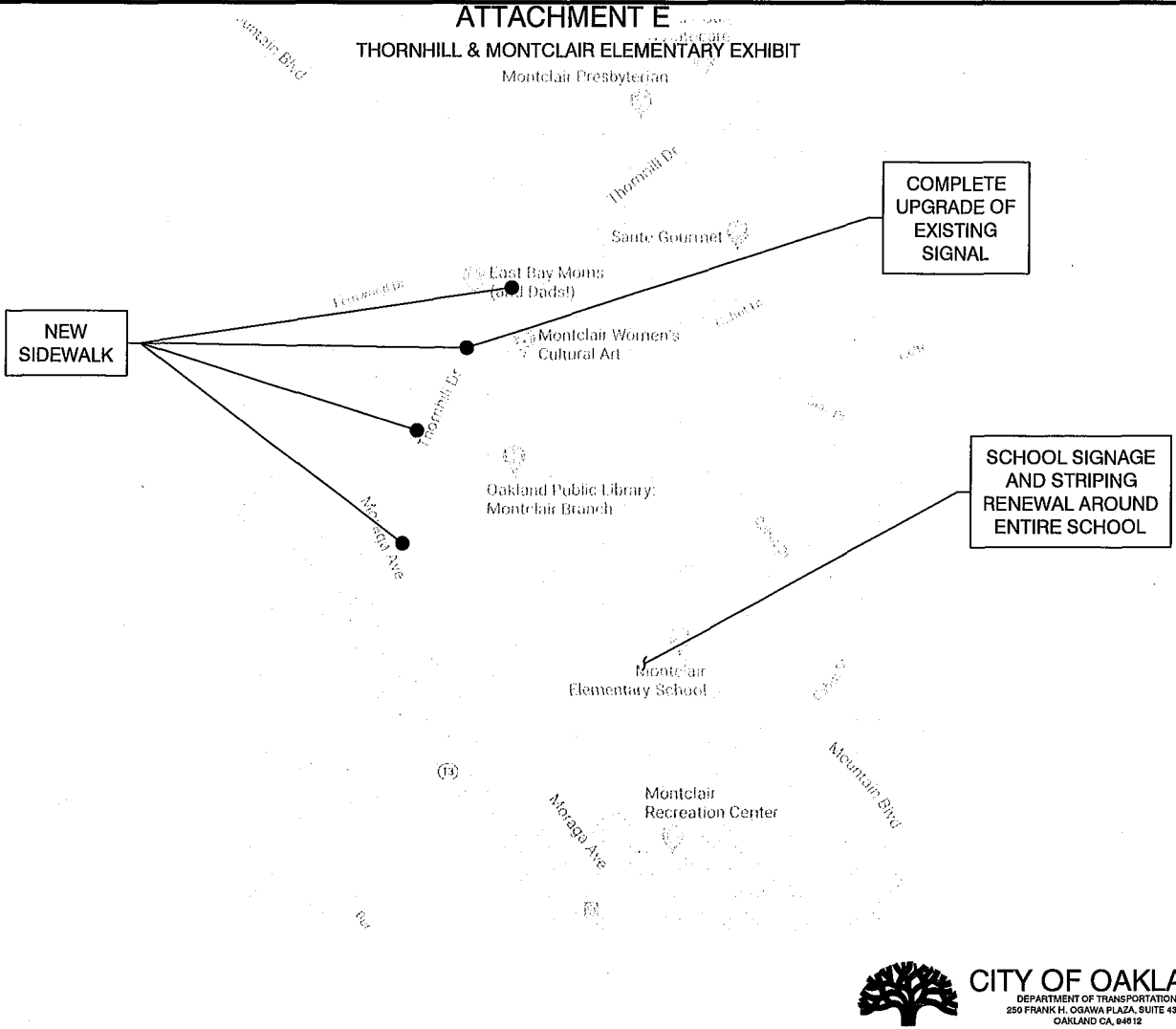


**CITY OF OAKLAND**  
DEPARTMENT OF TRANSPORTATION  
250 FRANK H. OSGOOD PLAZA, SUITE 4344  
OAKLAND CA, 94612

# ATTACHMENT E

## THORNHILL & MONTCLAIR ELEMENTARY EXHIBIT

Montclair Presbyterian



**CITY OF OAKLAND**  
DEPARTMENT OF TRANSPORTATION  
250 FRANK H. OGAWA PLAZA, SUITE 4344  
OAKLAND CA, 94612

**ATTACHMENT F**

NEW HIGHLAND ACADEMY EXHIBIT



**HIGH VISIBILITY  
CROSSWALKS**

**IMPROVE  
LIGHTING\***

**NEW TRAFFIC  
SIGNAL\***

**TRAFFIC  
SIGNAL  
UPGRADE/  
CROSSWALK  
IMPROVEMENT\***

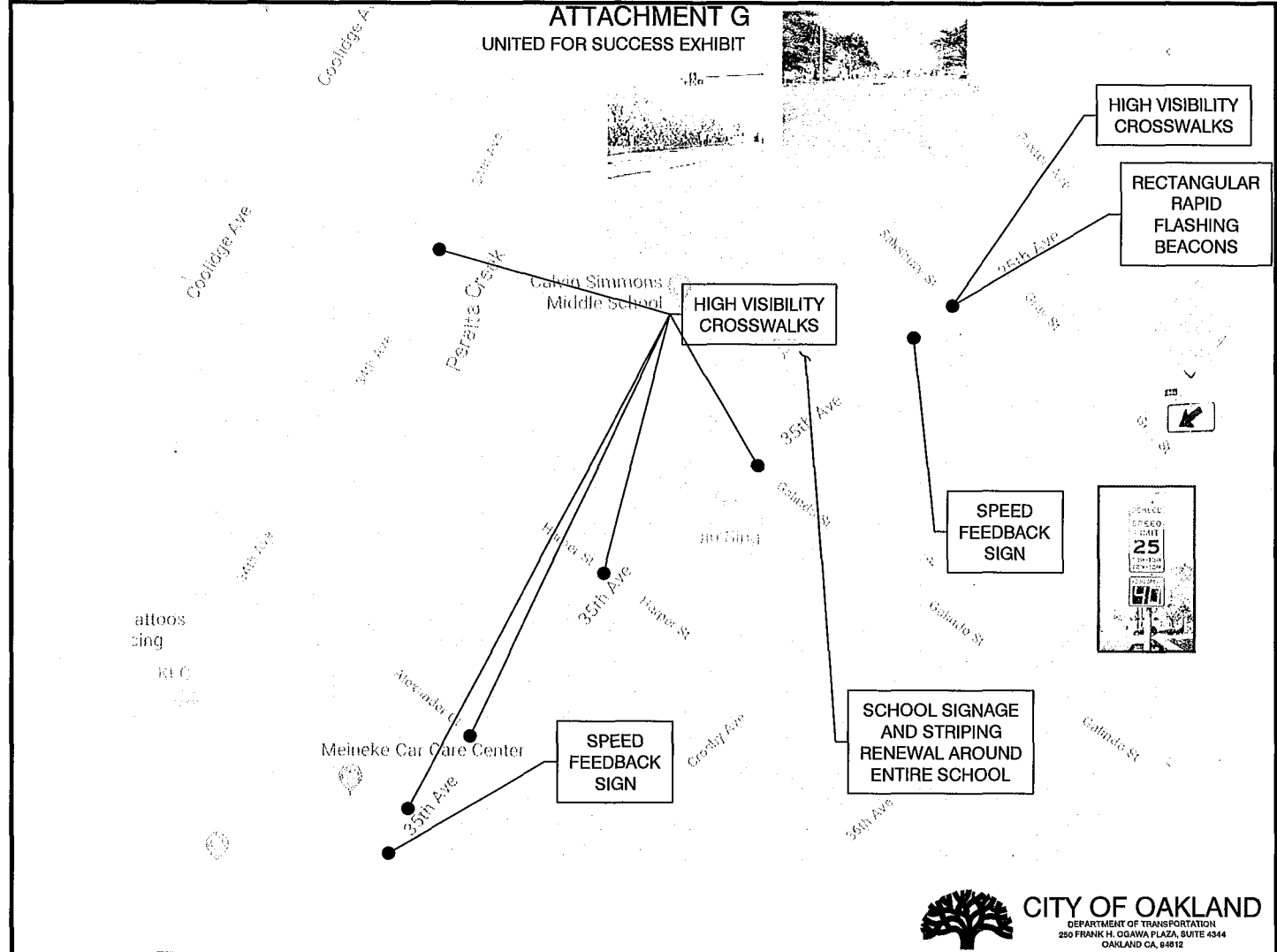
**SCHOOL SIGNAGE  
AND STRIPING  
RENEWAL AROUND  
ENTIRE SCHOOL**

GENERAL NOTE:  
**ITALICIZED/BOLD\* - FUNDING OUTSIDE  
OF MEASURE KK**



**CITY OF OAKLAND**  
DEPARTMENT OF TRANSPORTATION  
250 FRANK H. OGDEN PLAZA, SUITE 4344  
OAKLAND CA, 94612

**ATTACHMENT G**  
**UNITED FOR SUCCESS EXHIBIT**



**CITY OF OAKLAND**  
 DEPARTMENT OF TRANSPORTATION  
 250 FRANK H. OGAWA PLAZA, SUITE 4344  
 OAKLAND CA, 94612

Printed - 6/23/2018 9:43:10 AM :: Saved - 5/9/2018 11:11:27 AM :: \\oakland\apps\Transportation\3\_Schools\Exhib\GP 17-18\GP KFS - SHITS LOCATIONS\_2.Exhibit\_ATTACHMENT.GPJ :: 800x100

# ATTACHMENT H

WORLD ACADEMY / ACHIEVE ACADEMY EXHIBIT



**HIGH VISIBILITY  
CROSSWALK @  
AUSTIN/FOOTHILL**

**HIGH VISIBILITY  
CROSSWALK @  
RUTHERFORD/FOOTHILL**

**HIGH VISIBILITY  
CROSSWALK**

**SCHOOL SIGNAGE  
AND STRIPING  
RENEWAL AROUND  
ENTIRE SCHOOL**

**RECTANGULAR  
RAPID FLASHING  
BEACON ON  
FRUITVALE AVE @  
18TH ST AND 19TH  
ST**

**NEW OR ENHANCED  
CROSSWALKS ON  
FRUITVALE AVE**

GENERAL NOTE:  
**ITALICIZED/BOLD\* - FUNDING THROUGH  
HSIP CYCLE 8 PROJECT**



**CITY OF OAKLAND**  
DEPARTMENT OF TRANSPORTATION  
250 FRANK H. OGDEN PLAZA, SUITE 4044  
OAKLAND CA, 94612

Plotted - 5/17/2018 9:42:15 AM :: Saved - 5/6/2018 11:11:37 AM :: \\oakland\apps\transportation\GIS\Projects\2018\CP-17-18\CP-RIS - GIS LOCATIONS\_85311\_AGGREGATE\PORT.dwg :: Boveris

**ATTACHMENT I**  
**TOP 50 OAKLAND SCHOOLS WITH THE HIGHEST NEEDS**  
(Scores Based on Safety, Equity, and Health)

Rank	School	Council District	Composite Score
1	Markham Elementary	6	81.1
2	East Oakland Pride Elementary	6	80.6
3	New Highland Academy	7	79.4
4	RISE Community	7	79.1
5	Achieve Academy	5	76.1
6	Oakland Charter Academy	5	74.5
7	Garfield Elementary	2	74.1
8	Aspire College Academy	6	72.9
9	ACORN Woodland Elementary	7	70.8
10	EnCompass Academy	7	69.4
11	Roosevelt Middle	2	68.7
12	International Community	5	65.4
13	Elmhurst Community Prep	7	65.3
14	Urban Promise Academy	5	65.3
15	Ascend School	5	64.3
16	East Oakland Leadership Academy	6	63.9
17	Community United Elementary	6	63.9
18	West Oakland Middle	3	63.8
19	Lafayette Elementary	3	63.4
20	Futures Elementary	6	62.6
21	Franklin Elementary	2	62.3
22	Stonehurst/Esperanza Elementary	7	61.7
23	Learning Without Limits	5	60.4
24	ARISE High	5	59.8
25	Lazear Elementary	5	57.7
26	Global Family Elementary	5	57.6
27	McClymonds High	3	57.3
28	Horace Mann Elementary	4	55.5
29	Coliseum College Prep Academy	6	55.3
30	Parker Elementary	6	55.1
31	Aspire Triumph Technology Academy	6	53.5
32	Roots International Academy	6	53.5
33	Aspire Monarch Academy	7	52.9
34	Greenleaf K-8	6	52.9
35	Martin Luther King Jr. Elementary	3	51.9
36	LPS College Park	7	51.9
37	Alliance Academy	7	50.8
38	Think College Now	5	50.8
39	United For Success Academy	5	50.6
40	Oakland Unity High	6	50.5
41	Brookfield Elementary	7	50.5
42	Life Academy	5	50.4
43	Education for Change at Cox Elementary	7	49.0
44	Fred T. Korematsu Discovery Academy	7	48.9
45	Fremont High	5	48.9
46	Rudsdale Continuation	7	48.9
47	Reach Academy	7	48.7
48	Aspire Lionel Wilson College Prep Academy	7	48.5
49	Lockwood Elementary	6	47.9
50	Hillside Academy	7	46.8