



FILED
OFFICE OF THE CITY CLERK
OAKLAND

AGENDA REPORT

2015 NOV 19 PM 12:49

TO: Sabrina B. Landreth
City Administrator

FROM: Sara Bedford
Director, Human Services

SUBJECT: AC-OCAP Annual Report and
2016 CSBG Resolution

DATE: November 12, 2015

City Administrator Approval

Date:

11/18/15

RECOMMENDATION

Staff recommends that the City Council Approve the Alameda County-Oakland Community Action Partnership (AC-OCAP) Annual Report and Adopt A Resolution:
(1) Authorizing The City Administrator To Accept And Allocate A Renewal Grant In The Amount Of \$1,270,145 In Anti-Poverty Community Services Block Grant (CSBG) Funds For 2016 From The California Department Of Community Services And Development (CSD);

(2) Authorizing The City Administrator To Accept And Appropriate Additional Grant Funds From CSD For The Same Purpose Without Returning To Council;

(3) Authorizing A Contribution From The General Purpose Fund In An Amount Equivalent To The Department's Central Services Overhead Charges Estimated At \$86,789; And

(4) Authorizing The City Administrator To Enter Into Grant Agreements, Professional Services Contracts, And Amendments With Alameda County – Oakland Community Action Partnership's Service Providers For The 2016 Program Year.

EXECUTIVE SUMMARY

This report provides City Council with an annual update on the Alameda County – Oakland Community Action Partnership's (AC-OCAP) program and a resolution authorizing the City Administrator to accept and allocate a renewal grant in the amount of \$1,270,145 in anti-poverty Community Services Block Grant (CSBG) funds for calendar year 2016 from the California Department of Community Services and Development (CSD) to provide services for the 188,501 residents documented by the U.S. Census as living below the federal poverty level in Alameda County. The resolution also authorizes the City Administrator to accept and appropriate additional grant funds awarded for the same purpose; authorizes a contribution from the general purpose fund equivalent to the central services overhead charges; authorizes the execution, and any amendments, to AC-OCAP's 2016 grant agreements and contracts in alignment with the 2016-2017 CSD local Community Action Plan. These funds will be used to support AC-OCAP's Community Economic Opportunity (CEO) network in delivering essential services to Alameda County's 188,501 low-income residents of all ages to help them attain the skills, knowledge, and motivation needed to secure opportunities that increase self-sufficiency and improve their overall economic well-being.

Item: _____
Life Enrichment Committee
December 1, 2015

BACKGROUND / LEGISLATIVE HISTORY

In 1971, the federal government designated the City of Oakland as a public Community Action Agency responsible for administering various anti-poverty programs and services as part of Lyndon B. Johnson's 1964 "War on Poverty". In 1981, the federal Omnibus Budget Reconciliation Act restructured the allocation of funds to Community Action Agencies by establishing the CSBG program. These Federal CSBG funds are administered and managed by the State's Department of CSD. The CSBG formula for local funding allocations is based on the number of residents living below the federal poverty level as reported by the United States (U.S.) Census Bureau.

In 2011, the State Department of CSD expanded Oakland's geographical territory to include all of the cities within Alameda County, except the City of Berkeley, approved through City Council Resolution No. 83589 C.M.S. As a result, the AC-OCAP was formed. The county's CSBG funding is administered by the City of Oakland's Human Services Department (HSD) through the Community Action Partnership Governing Board (City Council) and the federally mandated Tripartite Administering Board which includes nine (9) community members who are elected/selected democratically, six (6) elected officials or their designees, and three (3) members who represent other groups and interests that serve the low-income community (Federal Public Law 105-285, SEC. 676B).

The AC-OCAP CEO network is part of 1,000 Community Action Agencies located in low-income communities throughout the 50 states representing an estimated 46.7 million people living in poverty, according to the United States (U.S.) Census Bureau. For over 50 years, Community Action Agencies have been helping people change their lives and because of this legacy, AC-OCAP remains committed to its mission of eliminating poverty and its effects in the City of Oakland and throughout Alameda County.

ANALYSIS AND POLICY ALTERNATIVES

Nationally, the number of people living in poverty in the United States has increased to 46.7 million (14.8%) in 2014 from 46.3 million (14.8%) in 2013. The increase is more dramatic since 2000 when the national poverty level was 42.9 million, 46.2 in 2010, and 46.5 million in 2012. In 2013, the U. S. Census Bureau ranked California 16th amongst the 50 states with an overall poverty rate of 14.9% and 17th in child poverty at 20.3%. However, when the census bureau's supplemental poverty measure method is used, which takes into account additional factors like cost of living, expenses for work, medical, clothing, and public benefits, California has the highest rate of poverty in the nation at 23.4%.

According to the census 2009-2013 American Community Survey (ACS), 188,501 Alameda County residents (12.5%) live below the federal poverty level and 80,274 (20.5%) of those are Oakland residents. Table 1 below provides the poverty rate for all cities located within Alameda County:

Table 1 – Alameda County Poverty Rate

Tri-City Area	Tri-Valley Area	Cities	Unincorporated Neighborhoods
Fremont 6% (5.4% 2007-2011)	Dublin 3.8% (3.5% 2007-2011)	Alameda City 10.3% (2007-2011 10.1%)	Ashland 17.0 % (16.6% 2007-2011)
Newark 7.7% (6.4% 2007-2011),	Livermore is 5.7% (6.0% 2007-2011)	Albany 10.6% (2007-2011 8.5%)	Castro Valley 7.8% (6.9% 2007-2011)
Union City 8.4% (7.7% 2007-2011)	Pleasanton 4.8% (4.2% 2007-2011)	Berkeley 18.7% (2007-2011 16.7%)	Cherryland 25.9% (21.2% 2007-2011)
		Emeryville 9.7% (2007-2011 14.0%);	Fairview 7.1% (6.5% 2007-2011)
		Hayward 14.4% (2007-2011 12.8%)	San Lorenzo 9% (2007-2011 7.6%)
		San Leandro 10% (2007-2011 9.9%)	Sunol 1.9% (2007-2011 3.7%)
		Piedmont 4.1% (2007-2011 2.5%)	
		Oakland 20.5% (2007-2011: 19.6%).	

Per Federal standards, a family is considered poor if their pre-tax income falls below the poverty threshold. It is worth noting that money income does not include noncash benefits such as public housing, Medicaid, employer-provided health insurance and food stamps. However, social safety net and low income tax programs - such as CalFresh (California's food stamp program), CalWORKs (cash assistance for families with children), Federal Earned Income Tax Credit (EITC), Supplemental Security Income (SSI/SSP) federal housing subsidies, and free/low cost school meals – which together kept nearly 8% of Californians out of poverty.

Table 2 below is the 2015 federal poverty guidelines which calculates a family of four annual income at \$24,250 up from \$23,850 in 2014 and \$23,550 in 2013. However, according to the U.S. Census 2009-2013 ACS, Alameda County's median income is estimated at \$72,112 and \$52,583 for the city of Oakland. This disparity compounds the problem when basic living expenses in Alameda County, especially housing cost, continue to increase resulting in more families and seniors finding it harder to make ends meet.

Table 2 – 2015 HHS Poverty Guidelines for all States (except Alaska and Hawaii) and for the District of Columbia

2015 HHS POVERTY GUIDELINES		
Size of Family Unit or Number in Household	Monthly Income	Annual Income
1	\$980.83	\$11,770
2	\$1,327.50	\$15,930
3	\$1,674.17	\$20,090
4	\$2,020.83	\$24,250
5	\$2,367.50	\$28,410
6	\$2,714.17	\$32,570
7	\$3,060.83	\$36,730
8	\$3,407.50	\$40,890
For Family units with more than 8 members, add \$4,160/year for each additional member		

Source: 2015 U.S. Dept. of Health & Human Services Poverty Guidelines
<https://www.federalregister.gov/articles/2015/01/Annual-Update-of-the-HHS-Poverty-Guidelines>

Over the years, federal funding for the CSBG has remained flat and legislation to re-authorize and modernize the 1998 CSBG Act, H.R. 3854, is pending in Congress. Overall, local jurisdictions have and continue to experience a decrease in the amount of Federal anti-poverty dollars being invested in programs such as affordable housing, Community Development Block Grant (CDBG), Head Start, child care subsidies, Supplemental Nutrition Assistance Program (SNAP), and other safety net programs through mechanisms such as sequestration. This disinvestment is having a devastating impact on the amount of funds available on a local level to help low-income families combat the effects of poverty. For calendar year 2016, AC-OCAP's projected annual CSBG allocation is estimated at \$1,270,145 to serve the 188,501 Alameda County low-income residents documented as living below the federal poverty level – equating to \$6.74 in service dollars per person.

To help the agency strategize in this shifting economy, the Alameda County-Oakland Community Action Partnership Administering Board held its bi-annual board retreat and a "fish bowl" listening session with low-income residents at the West Oakland Youth Center on Saturday, March 10, 2015 to revisit, review, and update its strategic vision, goals and outcomes. This event was followed up with a public hearing on Monday, June 8, 2015, with over forty five community representatives in attendance, to solicit the community's input on AC-OCAP's 2016-2017 CSD Community Action Plan. **(Attachment A)**

As a result of its in-depth community needs assessment, the Agency will continue to support programs and services that provide:

- 1) **Job Training & Employment Placement** to help low-income people, hard-to-serve populations, and people with additional barriers build skills that lead to employment;
- 2) **Housing & Community Economic Development** opportunities that help low-income people access affordable housing, improve their food security, build assets, and improve their economic stability;
- 3) **Civic Engagement** to increase public awareness and expand partnerships;
- 4) **Advocacy** efforts that mobilize and empower low-income people and the community to take action; and

Item: _____
 Life Enrichment Committee
 December 1, 2015

5) Capacity Building that fosters and expands the Agency's capacity to address and eradicate poverty.

In 2014, AC-OCAP invited other anti-poverty fighting programs to partner in its efforts to eradicate poverty through the release of its biennial Request for Partnership (RFP) funding application. Table 3 below represents the 2015-2016 awarded grantees and services.

Table 3a – Grantees and Services for 2015-2016

GRANT AGREEMENTS/PROFESSIONAL SERVICES CONTRACTS			
2016 AC-OCAP Programming (Grantee/Contractor)	Program Title	Contract/ Grant Agreement	Allocation (not to exceed)
Alameda Family Services	DreamCatcher Youth Services	Grant Agreement	Oakland \$50,000
AnewAmerica Community Corporation	Microenterprise Development and Asset Building for Low-Income Entrepreneurs	Grant Agreement	Oakland \$50,000
East Bay Asian Local Development Corporation	Thriving Families	Grant Agreement	Oakland \$50,000
St. Mary's Center	Senior Homeless	Grant Agreement	Oakland \$50,000
Civicorps	Professional Pathway	Grant Agreement	Oakland \$50,000
Covenant House California	Shelter and Transitional Living Programs for Homeless Young Adults	Grant Agreement	Oakland \$50,000
Vietnamese American Community Center of the East Bay	Path to Self-Sufficiency	Grant Agreement	Oakland \$50,000
Southern Alameda County Committee for Raza Mental Health	Alameda County District Attorney's Justice Academy, Career Pathway -dba of La Familia Counseling Service	Grant Agreement	Alameda County \$25,000
Cornerstone Community Development Corporation	Surmounting Barriers/Building Futures -dba Building Futures with Women and Children	Grant Agreement	Alameda County \$50,000
Family Emergency Shelter Coalition	Homeless Family Services	Grant Agreement	Alameda County \$50,000
Hayward Unified School District/The Hayward Center	Youth Enrichment Services	Grant Agreement	Alameda County \$50,000
Housing and Economic Rights Advocates	My Financial Wellness	Grant Agreement	Alameda County \$50,000
Elevating Soulciety	REACH: Rescue EMT Training Program	Grant Agreement	Alameda County \$25,000
TOTAL			\$600,000

Table 3b — Grantees and Services for 2015-2016

AC-OCAP GENERAL PROGRAMMING			
2016 AC-OCAP General Programming	Program Title	Contract/ MOU/ Grant Agreement	Allocation (not to exceed)
Financial Empowerment Initiative	Bank on Oakland Initiative (Clear Channel/ CBS Outdoors/Bart – Marketing)	Contract	\$15,000
Financial Empowerment Initiative	Bank on Oakland Initiative/Cities for Financial Empowerment - Consultant	Contract	\$20,000
Financial Empowerment Initiative	Earned Income Tax Credit Campaign (Clear Channel/CBS Outdoors/Bart – Marketing)	Contract	\$15,000
Financial Empowerment Initiative	Credit Repair -Self-Help Economic Development, Inc.	Grant Agreement	\$10,000
Information and Referral	211 Services for Bank on Oakland and EITC -Eden I & R, Inc.	Grant Agreement	\$20,000
Information and Referral	Bay Area Legal Aid	Grant Agreement	\$20,000
Community Programing	Alameda County Community Food Bank	Grant Agreement	\$15,000
Community Programming	United Way of the Bay Area	Grant Agreement	\$5,000
Community Programing	HSD Community Housing Services Hunger Program & Summer Lunch	MOU	\$10,000
Community Programing	Safe Passages	Grant Agreement	\$20,000
Community Programing	March and Rally to End Poverty/ Community Forums	Contract	\$5,000
Community Programing	CitySpan Technologies, Inc.	Contract	\$10,000
TOTAL			\$165,000

FISCAL IMPACT

1. Funding for the above action will be derived from the Federal Community Services Block Grant administered through a contract by the State of California Department of Community Services in the amount of \$1,270,145 and AC-OCAP funding for anti-poverty programing throughout Alameda County (excluding the City of Berkeley) for calendar year 2016.

Item: _____
 Life Enrichment Committee
 December 1, 2015

2. The Human Services Department CSBG allocation is included in the City's two-year adopted budget, of which \$1,258,856 is appropriated in the Department of Health and Human Services Fund (2128), CSBG Administration Organization (78361), and CSBG – Program Organization (78362), and CAP/CSBG Administration Fiscal Year 2015-2016 Project (G484910). Approval of the resolution will authorize the adopted appropriation to be amended to the grant amount of \$1,270,145. The State CSBG contract administrative costs are capped at 12% therefore, HSD is requesting as it has in prior years, a contribution from the General Purpose Fund in an amount equivalent to Central Services Overhead in an estimated amount of \$86,789. Failure to accept the Federal CSBG renewal funds would result in a decrease of \$1,270,145 in revenues for support and services to Oakland's and the surrounding Alameda County's (excluding Berkeley) low-income families.
3. If additional grant funds become available from the grantor (CSD), for the same purpose, within the existing grant term, staff is seeking authorization to accept and appropriate CSBG funds for the same purpose without returning to Council within the duration of the grant term (January 1, 2016 – December 31, 2016) and amend the 2016 AC-OCAP grant agreements to increase grant amounts to the service providers.

PUBLIC OUTREACH / INTEREST

A State required public meeting was held on Monday, June 8, 2015, outlining the agency's 2016-2017 CAP needs assessment and strategic plan. Notices of the public hearing were featured on KTOP, placed in Alameda County Board of Supervisors' and Oakland City Council members' newsletters, libraries, community meetings, and sent out via e-mail to over 600 AC-OCAP constituents. In addition, AC-OCAP holds its monthly Administering Board meeting, which is open to the public, the second Monday of every month at 5:30 pm at City Hall. Residents can also get more information on current programs and services by visiting the agency's website at www.AC-OCAP.com.

COORDINATION

AC-OCAP coordinates and leverages its programming and funding, as appropriate, with CDBG, Community Housing, Oakland Unite, Head Start, Alameda County Social Services Agency (SSA), Oakland Housing Authority (OHA), Alameda County and Oakland Workforce Investment Board (WIB), United Way of the Bay Area, Alameda County Community Food Bank, Spectrum and a host of community based partners. In addition, the Office of the City Attorney, Controller's Bureau, and the Contracts and Compliance Division of the City Administrator's Office has each been consulted in the development of this report and resolution.

PAST PERFORMANCE, EVALUATION AND FOLLOW-UP

Since 1971, AC-OCAP has been leveraging its CSBG to help fight America's war on poverty on the local level. With the support of CSBG funding, AC-OCAP has been able to identify gaps in services and support innovative programming geared toward improving the overall quality of life for low-income residents by providing access to job training, education, employment, affordable housing, life skills-training, legal services, health care, food stamps, Earned Income Tax Credit, financial education, asset building, and other essential services. AC-OCAP's overarching strategy is to focus available local, state, private, and federal resources toward increasing access and opportunities that enable low-income families and individuals to attain the skills, knowledge, and the motivation needed to become self-sufficient.

For the 2015 calendar year, AC-OCAP invested \$654,000 in funding to leverage over \$5.49 million dollars to provide vital services to over 42,443 low-income Oakland and Alameda County residents. **Attachment B** provides a detailed update of the programs and services, including populations served by zip code, of AC-OCAP's impact throughout Alameda County as of June 30, 2015. Each organization within AC-OCAP's Community Economic Opportunity (CEO) Network continues to meet or exceed its deliverables and is being recommended for a renewal grant for calendar year 2016.

The Alameda County - Oakland Community Action Partnership remains committed to addressing the needs of the low-income community and envisions that one day, "all citizens will have equal and fair access to resources, which will produce a healthy, safe, clean, educated, and economically sound productive community, respecting their rights and values." AC-OCAP and its Board is committed not just to addressing the symptoms of poverty, but also to uncovering the root causes of poverty in an attempt to bring about social and structural changes that increase both economic opportunities and the stability for low-income residents who live in poverty within Alameda County, especially children. For forty four (44) years now, the City of Oakland's Community Action Agency has had a track record in making a difference in the lives of thousands by "*helping people, changing lives.*"

Case Study of How Community Action Helps People Change Their Life Program: *Covenant House California Oakland* – Shelter and Transitional Living for Homeless Young Adults

Kara had only been at CHC-O for 5 months, but she had completed the 90 day program, demonstrated great skill and dedication, and transitioned into the Rights of Passage program. She came to staff saying that she can't bear to continue working two part time jobs at minimum wage because the cost of transportation and the drain of the commute were just wearing on her heavily. She asked if CHC-O could provide her with vocational training to become a Certified Nursing Assistant.

Kara took the initiative and found a training agency, while CHC-O helped by funding her vocational training efforts. Kara completed the training and went on to complete several other nursing program certifications that increased her skills, knowledge, and confidence level. Kara is now certified by the State and has obtained a full-time job earning TWICE the program hourly wage.

SUSTAINABLE OPPORTUNITIES

Economic: AC-OCAP programs and services directly impact the employability of Oakland's and the surrounding Alameda County's low-income residents by providing access to education, training, and job opportunities designed to help families achieve an increased level of self-sufficiency.

Environmental: The implementation and support for increasing the level of food security and availability of healthy, fresh local foods will directly contribute to decreasing Oakland's and the surrounding Alameda County's overall carbon footprint.

Social Equity: AC-OCAP will continue to focus its efforts on supporting the City's goal of providing social equity for all of Oakland's low-income residents.

ACTION REQUESTED OF THE CITY COUNCIL

Staff recommends that the City Council approve the Alameda County-Oakland Community Action Partnership (AC-OCAP) Annual Report and adopt a resolution:

- (1) Authorizing the City Administrator to accept and allocate a renewal Grant in the amount of \$1,270,145 in Anti-Poverty Community Services Block Grant (CSBG) Funds for 2016 from The California Department Of Community Services and Development (CSD);
- (2) Authorizing the City Administrator to accept and appropriate additional Grant Funds for the same purpose without returning to Council;
- (3) Authorizing a contribution from the General Purpose Fund in an amount equivalent to the Department's Central Services Overhead Charges Estimated at \$86,789; and
- (4) Authorizing the City Administrator to enter into Grant Agreements and Professional Services Contracts with AC-OCAP's Service Providers for the 2016 Program Year.

For questions regarding this report, please contact Estelle Clemons, AC-OCAP Manager at 510-238-3597.

Respectfully submitted,



SARA BEDFORD
Director, Human Services Department

AC-OCAP Division
Reviewed by: Estelle Clemons, Manager
Prepared by: Dwight Williams, Program Analyst

ATTACHMENTS:

- Attachment A – 2016-2017 AC-OCAP Community Action Plan
- Attachment B – AC-OCAP 2015 Outcome Chart

Item: _____
Life Enrichment Committee
December 1, 2015

ATTACHMENT

A

AC - OCAP

2016-2017

Community Action Plan

**Alameda County – Oakland
Community Action Partnership
2016-2017 Community Action Plan**

**California Department of
Community Services and Development**

Community Services Block Grant



PURPOSE

The Community Action Plan (CAP) serves as a two (2) year roadmap demonstrating how Community Services Block Grant (CSBG) eligible entities plan to deliver CSBG services. The CAP identifies and assesses poverty related needs and resources in the community and establishes a detailed plan, goals and priorities for delivering those services to individuals and families most affected by poverty. CSBG funds may be used to support activities that assist low-income families and individuals, homeless families and individuals, migrant or seasonal farm workers and elderly low-income individuals and families by removing obstacles and solving problems that block the achievement of self-sufficiency.

Community Action Plans must adhere to the following federal and state laws:

COMPLIANCE WITH FEDERAL LAW

To comply with the Community Services Block Grant (CSBG) Act, Public Law 105-285, Section 678B (11) eligible entities must complete a Community Action Plan (CAP), as a condition to receive funding through a Community Services Block Grant. Federal law mandates the eligible entities to include a community-needs assessment in the CAP for the community served.

COMPLIANCE WITH STATE LAW

To comply with California Government Code 12747 pertaining to the Community Services Block Grant Program, Community Action Plans are to be developed using a processes that assess poverty-related needs, available resources, feasible goals and strategies, and that yield program priorities consistent with standards of effectiveness established for the CSBG program. The CAP should identify eligible activities to be funded in the program service areas and the needs that each activity is designed to meet. Additionally, CAPs should provide for the contingency of reduced federal funding.

COMPLIANCE WITH CSBG ORGANIZATIONAL STANDARDS

As described in the Office of Community Services (OCS) draft Information Memorandum (IM) dated March 24, 2014, CSBG eligible entities will comply with implementation of the Organizational Standards effective January 1, 2016. Additionally, States will report on the development and implementation of the Standards to OCS beginning January 1, 2016.

STATE PLAN AND APPLICATION REQUIREMENTS

As required by the CSBG Act, Public Law 105-285, states are required to submit a state plan as a condition to receive funding. Information provided in the CAP by eligible entities is included in CSDs State Plan.

STATE ACCOUNTABILITY MEASURES

Alongside Organizational Standards, the state will be reporting on State Accountability Measures in order to ensure accountability and improve program performance. Information provided in the CAP may be used to meet the requirements of the new measures.

**COMMUNITY SERVICES BLOCK GRANT
2016/2017 PROGRAM YEAR COMMUNITY ACTION PLAN
COVER PAGE AND CERTIFICATION**

TO: Department of Community Services and Development
Attention: Field Operations Unit
2389 Gateway Oaks Drive #100
Sacramento, CA 95833

FROM: Human Svcs. Department/ AC-OCAP 150 Frank Ogawa Plaza, Suite 4340
Oakland, CA 94612

Agency Contact Person Regarding Community Action Plan

Name: Estelle Clemons
Title: AC-OCAP Program Director
Phone: 510-238-3597 Ext: _____
Fax: 510-238-2367
Email: eclemons@oaklandnet.com

CERTIFICATION OF COMMUNITY ACTION PLAN AND ASSURANCES

The undersigned hereby certifies that this agency complies with the Assurances and Requirements of this 2016/2017 Community Action Plan and the information in this CAP is correct and has been authorized by the governing body of this organization. Per Organizational Performance Standards the Community Assessment, which is part of the CAP, must be formerly accepted by the governing board.

Gladys Green
Board Chairperson

6/29/15
Date

Ann Kelly
Executive Director

6/30/15
Date

TABLE OF CONTENTS

The CAP is to be arranged in the order below. Please include the appropriate page numbers for reference. Additional attachments are to be added as appendices.

(Insert Page Numbers)

Cover Page and Certification.....	<u>1</u>
Checklist.....	<u>2</u>
Vision Statement.....	<u>3</u>
Mission Statement.....	<u>3</u>
Community Information Profile.....	<u>4</u>
Comprehensive Community Needs Assessment.....	<u>5</u>
Documentation of Public Hearing(s).....	<u>31</u>
Federal Assurances.....	<u>42</u>
State Assurances.....	<u>49</u>
Individual and Community Eligibility Requirements.....	<u>50</u>
Monitoring and Evaluation.....	<u>51</u>
Data Collection.....	<u>53</u>
CSBG/National Performance Indicator CAP Projections.....	<u>54</u>
Appendices (Optional).....	<u>55</u>

2016-2017 Community Action Plan Checklist

The following is a check list of the components to be included in the CAP. The CAP is to be received by CSD no later than **June 30, 2015**:

- Cover Page and Certification**
- Table of Contents**
- Vision Statement**
- Mission Statement**
- Community Information Profile**
- Comprehensive Community Needs Assessment**
- Documentation of Public Hearing(s)**
- Federal Assurances**
- State Assurances**
- Individual and Community Eligibility Requirements**
- Monitoring and Evaluation**
- Data Collection**
- CSBG/National Performance Indicators (NPI) CAP Projections**
- Appendices (Optional)**

VISION STATEMENT

Provide your agency's Vision Statement which describes your agency's values. The vision is broader than one any one agency can achieve; the agency collaborates with others in pursuit of this vision.

To end poverty within the City of Oakland and throughout Alameda County

MISSION STATEMENT

The Mission Statement describes the agency's reason for existence and may state its role in achieving its vision.

The following Organizational Standard 4.1 references the Mission Statement for private and public entities.

Private Entities

The governing board has reviewed the Organization's mission statement within the past 5 years and assured that:

1. The mission addresses poverty; and
2. The Organization's programs and services are in alignment with the mission.

Public Entities

The tripartite board/advisory body has reviewed the Department's mission statement within the past 5 years and assured that:

1. The mission addresses poverty; and
2. The CSBG programs and services are in alignment with the mission.

Provide your agency's Mission Statement

Mission Statement (Insert Statement)

To improve our community by creating pathways that lead to economic empowerment and prosperity

COMMUNITY INFORMATION PROFILE

The Community Information Profile describes the CAA's service area, target population and current economic conditions (i.e., major business in the area closed affecting employment status of community members, or, destructive fires in the service area impacting business, health, water supply, etc.). The profile provides a summary of the most impactful conditions affecting the community and the conditions the community members are facing. In the space provided, describe the Community Profile in approximately 2 pages.

Community Information Profile (Insert Narrative)

Alameda County is located on the eastern shore of the San Francisco Bay known as the East Bay. Alameda County is the 7th most populous county in California with an estimated 1.6 million people, covering more than 800 square miles. The county is composed of fourteen incorporated cities and six unincorporated areas. Incorporated cities include: Alameda, Albany, Berkeley, Dublin, Emeryville, Fremont, Hayward, Livermore, Newark, Oakland, Piedmont, Pleasanton, San Leandro, and Union City; and unincorporated cities consist of: Ashland, Castro Valley, Cherryland, Fairview, San Lorenzo, and Sunol. With a population of 406,253 (2013), Oakland is the largest city within the county.

The Alameda County – Oakland Community Action Partnership (AC-OCAP) **service area** includes the City of Oakland and the surrounding cities in Alameda County (excluding the City of Berkeley). The **agency's service delivery area** encompasses the most impoverished neighborhoods in the county. These communities include the unincorporated cities of Ashland and Cherryland; the City of Hayward; Union City, Fremont and Newark (Tri-City); Dublin, Livermore, and Pleasanton (Tri-Valley); and Oakland (West Oakland, San Antonio, Fruitvale, Elmhurst, and Central East Oakland). The 2009-2013 American Community Survey (ACS) estimates that **12.5%** (188,501) Alameda County residents live at or below the federal poverty level, up from 12% in 2012.

Alameda County is one of the most diverse counties in the country. However, given this diversity one of the undercurrents is the ever shifting racial and ethnic population. For example, while the county grew by only 4.6% between 2000 (1,443,741) and 2010 (1,510,271), the racial/ethnic group composition significantly changed. The Pacific Islander (41.1%), Asian (33.4%), and Hispanic (24.1%) populations grew the most, but the White (-12.9%), African American (-12.8%), and American Indian (-21.1%) populations decreased considerably. This continues population growth within Alameda County is on the rise with a 6.7% increase between 2010 (1,510,271) and 2014 (1,610,921).

According to the California Employment Development Department, the **economic recovery** has accelerated industry, housing, and commerce with job gains in education and healthcare, the County's key job sectors¹. The unemployment rate has fallen from 9.0% in 2012 to a low of 5% as of February 2015 per the U.S. Bureau of Labor Statistics. In addition, strong employment in technology and healthcare in the San Francisco Bay Area have attracted new residents from outside of the region. During the 2008-2013 period, the county's population grew at an average rate of 1.0 percent per year. The California Department of Transportation estimates that the population for 2014-2019 is expected to increase with an annual average 0.9% growth and net migration is expected to be moderate over the forecast period with an average of 5,400 net migrants entering the county each year.

The largest employers in Alameda County include government, major universities, hospitals, and research facilities such as Cal State East Bay, Alameda County, UCSF Benioff Children's Hospital, and the Lawrence Livermore Laboratory (The California Employment Development Department). According to the California Department of Transportation, Alameda County is the home of the fourth busiest container port in the United States. While University of California, Berkeley accounts for the largest share of employees in the County with 14,083 employees, the employer is not located in AC-OCAP's coverage area.

The US Bureau of Labor Statistics reports that the greatest number of jobs added were in the largest metropolitan statistical areas in the Bay Area, which include the Oakland-Fremont-Hayward MD with 26,130 jobs, which are predominantly in the high wage earning group, where the mean annual wage is \$111,192. Moreover, the largest increase in jobs are high wage positions. The 2013 Census reports that the county has a total of 598,309 wage and salary jobs and a median household income of \$72,112.

In effect, the region's population and job growth has further impacted affordability for low-income residents. Housing production in the San Francisco Bay Area has lagged for the past thirty years, and recent growth has increased rents and home prices for existing residents. The Association of Bay Area Government's (ABAG) report, *State of the Region 2015: Economy, Population, Housing* discusses the dire need for affordable housing units in Alameda County. Alameda County has met 65% of its above moderate income housing goal with 11,833 permits issued. In contrast, only 12% (1,067) of its moderate income goals have been met; 23% (1,773) for low-income units, and 28% (2,825) for very low income housing units. The County's housing shortage, economic growth, and stagnant wages for low-income workers poses some concerning implications on displacement and growing income disparities. Alameda County-Oakland Community Partnership's (AC-OCAP) Community Economic Opportunity addresses these issues by focusing its priorities on job training/employment placement and housing and community economic development.

The Alameda County-Oakland Community Action Partnership (AC-OCAP) has been actively fighting the war on poverty in Oakland since 1971 and as such has evolved into one of the leading anti-poverty fighting organizations in the county. The Alameda County-Oakland Community Action Partnership continues to support programs and services geared toward improving the overall quality of life for Alameda County's (excluding the City of Berkeley) underserved low-income residents by expanding opportunities and providing access to job training/education and employment, affordable housing, life skills-training, legal services, health care, food stamps, Earned Income Tax Credit, financial education, banking services, asset building and other essential services to help families become self-sufficient.

COMPREHENSIVE COMMUNITY NEEDS ASSESSMENT

Public law 105-285 requires the state to secure from each eligible entity, as a condition to receive funding, a CAP which includes a community-needs assessment for the community served. Additionally, state law requires each CSBG eligible entity to develop a CAP that assess poverty-related needs, available resources, feasible goals and strategies, and that yields program priorities consistent with standards of effectiveness established for the program (*California Government Code 12747(a)*).

Organizational Performance Standards

Eligible entities will comply with implementation of the Organizational Performance Standards set forth by OCS. Compliance with Organizational Standards will be reported to OCS. In the section below, agencies are asked to provide a narrative description on the Community Needs Assessment. In this section agencies should address how they will comply with the Organizational Standards, specifically those standards pertaining to the Comprehensive Community Needs Assessment, which are outlined here.

CSBG Organizational Performance Standards [click here](#)

CONSUMER INPUT AND INVOLVEMENT

Standard 1.2 organization/department analyzes information collected directly from low-income individuals as part of the Community Assessment.

COMMUNITY ENGAGEMENT

Standard 2.2: Organization/department utilizes information gathered from key sectors of the community in assessing needs and resources, during the community assessment process or other times. This sectors would include at minimum: community-based organizations, faith-based organizations, private sector, public sector, and educational institutions.

COMMUNITY ASSESSMENT

Private Agency - Standard 3.1: Organization conducted a Community Assessment and issued a report within the past 3 year period.

Public Agency - Standard 3.1: Department conducted a Community Assessment and issued a report within the past 3 year period, if no other report exists.

Standard 3.2: As part of the Community assessment the organization/department collects and analyzes both current data specific to poverty and its prevalence related to gender, age, and race/ethnicity for their service area(s).

Standard 3.3: Organization/department collects and analyzes both qualitative and quantitative data on its geographic service area(s) in the Community Assessment.

Standard 3.5: The community assessment includes key findings on the causes and conditions of poverty and the needs of communities assessed.

STRATEGIC PLANNING

Private Agency Standard 6.4: Customer satisfaction data and customer input, collected as part of the Community Assessment, is included in the strategic planning process.

Public Agency Standard 6.4: Customer satisfaction data and customer input, collected as part of the Community Assessment, is included in the strategic planning process, or comparable planning process.

The Needs Assessment captures the problems and conditions of poverty in the agency's service area based on objective, verifiable data and information gathered through various sources. Identified problems and conditions must be substantiated by corroboration through public forums, customer questionnaires, surveys, statistical data, evaluation studies, key informants,

and/or other reliable sources. The Community Needs Assessment should be comprehensive and serve as the basis for the agency's goals, and program delivery strategies as reported on the CSBG/National Performance Indicators (NPIs). The Community Needs Assessment should describe local poverty-related needs and be used to prioritize eligible activities offered to low-income community members over the next two (2) years.

In the space below, provide a narrative description of the causes and conditions of poverty affecting the community in your service area such as: child care, community housing, crime, educational achievement, employment/unemployment, income management, healthcare, homelessness, nutrition, and other factors not listed. In particular, describe how the agency ensures that the Community Needs Assessment reflects the current priorities of the low-income population in the service area, beyond the legal requirement for a local public hearing of the CAP.

Agencies should describe the methods and strategies used to collect the information and should include a use a combination of activities and tools such as: focus groups, surveys; community dialogue, asset mapping, interviews, and public records.

Helpful Resources		
United States Census Bureau Poverty Data click here	State of California Department of Justice Statistics by City and County click here	U.S. Department of Housing and Urban Development Homelessness Assistance click here
Employment Development Department Unemployment Insurance Information by County click here	California Department of Education Facts about California Schools Using DataQuest click here	California Department of Public Health Statistical Data click here
Bureau of Labor Statistics Labor Data click here	California Department of Finance Housing Estimates click here	Community Action Partnership Community Needs Assessment Tool click here
A Community Action Guide to a Comprehensive Community Needs Assessment click here		

Comprehensive Community Needs Assessment (Insert Narrative)

Overview

The Alameda County-Oakland Community Action Partnership (AC-OCAP) is committed to addressing poverty and its effect on the City of Oakland and throughout Alameda County. AC-OCAP continuously strives to support the county's underserved low-income communities' by identifying existing and emerging needs through activities such as community surveys, focus groups, civic engagement, monthly public meetings, and community forums. Through these processes of assessing the community's needs, AC-OCAP is able to identify and address issues, barriers, lack of access, and gaps in services that directly prevent Alameda County's underserved low-income communities from experiencing a better "quality of life." Gathering information about the community's needs and its resources is essential to ensuring that AC-OCAP's programs and services continue to meet the diverse needs of Alameda County's low-income population.

In addition, AC-OCAP uses its strategic planning process to foster internal and external reflection and to adapt and respond to new information and data from key stakeholders and community members in an effort to address the emerging needs of Alameda County's underserved low-income population. Every two years AC-OCAP conducts a comprehensive community needs assessment to update its community profile based on a thorough literary review, data published by the U.S. Census, and responses from community surveys and focus groups.

Alameda County Community Demographics

Population: According to the U.S. Census Population Estimates Program (PEP), Alameda County's total population is estimated at **1,583,226** residents, a 4.8% increase from 2010; Oakland is at 406,253 residents, an increase of 3.9% from 2010; and the surrounding County, excluding Oakland and Berkeley, has experienced a 5% increase with a **1,060,967** residents living throughout the county as compared to 2010.

	2000 Population	2010 Population	2013* Population	Percent Change
Alameda County	1,443,741	1,510,271	1,583,226	+4.8%
Oakland	399,484	390,724	406,253	+3.9%
Berkeley	102,743	112,580	116,768	+4%
Alameda County (excl. Oakland and Berkeley)	941,514	1,006,967	1,060,205	+5%

*Note: The 2013 Population estimate is being used to compare total population since the 2014 estimate is only available for larger geographic areas.

Age: The 2013 ACS reports that the median age in Alameda County is **36**. While **383,812 (25%)** of Alameda's population are under 19 years of age; **977,953 (63%)** individuals are between the ages of 20 to 64; and **175,018 (11.4%)** are 65 years and older. In Oakland, **94,488 (23.8%)** of Oakland's population are under 19 years of age; **257,263 (64.8%)** individuals are between the ages of 20 to 64; and **45,259 (11.4%)** are 65 years and older.

Race/Ethnicity: According to the 2009-2013 ACS report, **52%** (700,110) of Alameda County's population are White; **12.4%** (185,467) are African American; **28.2%** (411,240) are Asian; **1.2%** (8,919) are American Indian/Alaska Native (AIAN); **1%** (12,579) are Native Hawaiian and Other Pacific Islander (NHPI); and **5.2%** (62,126) are two or more races. Twenty-two percent (345,847) of Alameda County's residents identify as Hispanic/Latino with the largest Hispanic/Latino populations residing in Cherryland (**57%**), Ashland (**44.2%**), Hayward (**40%**).

As one of the most diverse cities within the United States, Oakland continues to experience socioeconomic and cultural changes. The 2013 ACS reports that 39.3% of Oakland's population are White, a **4.8% increase** from the 34.5% reported in the 2010 Census, and up **8%** from 2000.; 28% are African American, a **1.1 decrease** from 2010, and a **8.8% decrease** from the 35.7% reported in the 2000 Census; 16.4% are Asian, a less dramatic change over the years with a **.4% decrease** from 2010; 10.3% are some other race; .5% are American Indian/Alaska Native; .5% are Native Hawaiian and Other Pacific Islander; and 5.6% are two or more races. Oakland's Hispanic/Latino population is 25.7% a marginal increase of 0.3% from 2010. (**Organizational Standard 3.2**).

2013 Percentage of Population by Ethnicity at City Level

Area	Total	White	Black/AA	AIAN	Asian	NHPI	Other Race	2 Races	Hispanic
Alameda	74,818	.48	.07	.00	.32	.00	.04	.06	.12
Albany	18,539	.56	.04	.00	.27	.00	.02	.07	.10
Ashland	21,925	.47	.19	.00	.18	.00	.08	.04	.44
Berkeley	112,580	.62	.08	.00	.20	.00	.02	.05	.10
Castro Valley	61,388	.60	.06	.00	.23	.00	.03	.04	.16
Cherryland	14,728	.53	.05	.00	.08	.03	.20	.07	.56
Dublin	46,036	.55	.07	.00	.27	.00	.03	.04	.13
Emeryville	10,080	.47	.17	.01	.28	.00	.00	.05	.06
Fairview	10,003	.49	.17	.00	.16	.00	.04	.09	.24
Fremont	214,089	.25	.03	.00	.50	.00	.00	.04	.14
Hayward	144,186	.18	.10	.00	.23	.02	.00	.04	.40
Livermore	80,968	.65	.01	.00	.10	.00	.00	.02	.19
Newark	42,573	.29	.05	.00	.26	.01	.00	.03	.33
Oakland	390,724	.39	.26	.00	.16	.00	.10	.05	.25
Piedmont	10,667	.69	.00	.00	.19	.00	.00	.04	.05
Pleasanton	70,285	.57	.02	.00	.25	.00	.00	.03	.11
San Leandro	84,950	.25	.11	.00	.30	.00	.00	.03	.27
San Lorenzo	23,452	.30	.05	.00	.22	.00	.00	.03	.36
Sunol	913	.69	.00	.00	.07	.00	.01	.06	.14
Union City	69,516	.13	.05	.00	.52	.01	.00	.04	.21

Source: American Community Survey 2009-2013 ACS

Nativity and Language: The 2009-2013 American Community Survey (ACS) reports that **32.5%** (340,951) of the people living in Alameda County, excluding Berkeley and Oakland, are foreign-born while **67%** (707,337) are native born. Of the foreign born population, excluding populations born at sea, **46%** (220,197) are from Asia; **19%** (90,335) are from Latin America (excludes Oakland) and **4%** (18,680) are from Europe. Alameda County (including Berkeley and Oakland) foreign born residents consists of **2%** (5,663) from Africa; **1.6%** (7,566) from Oceania; and **1.0%** (5,118) from Northern America. Of the foreign born residents at least five years old, **46%** (668,402) speak a language other than English at home. Twenty-eight percent (132,365) speak Spanish, **43%** (202,447) speak an Asian and/or Pacific Islander language, **16%** (75,395) speak an Indo-European language, and **2%** (11,524) speak some other language, while **19%** (89,303) reported not speaking English "very well" and **8%** (36,749) reported not speaking English at all.

According to the 2009-2013 ACS, the foreign-born population in Oakland is **27%** (107,356), while **73%** (289,271) are native born. Of the foreign-born, **42%** (45,151) are from Asia and **46%** (50,250) are from Latin America. Of the foreign born residents at

least five years old, **28%** (106,948) speak a language other than English at home. Forty-four (47,204) speak Spanish, **35%** (37,517) speak an Asian and/or Pacific Islander language, **6%** (6,605) speak an Indo-European language, and **4.0%** (4,768) speak some other language; while **29%** (31,246) reported not speaking English “very well” and **15%** (15,548) reported not speaking English at all.

Households and Families: As reported in the 2009-2013 ACS, there are **545,071** households in Alameda County. Families make up **65%** (354,289) of the households in the county while nonfamily households comprise **35%** (190,782). Notably, **31%** (170,382) of Alameda County’s households reported having individuals under the age of 18 years, while **8.3%** (45,240) reported having someone over the age of 65 years old. In Oakland, there are **154,786** households. The average household size is **2.52** individuals and the average family size is **3.36** individuals. Families make up **54%** (**83,505**) of the households in Oakland while nonfamily households comprise **46%** (**71,281**). Notably, **25.2 % (39,074)** of Oakland’s households reported having individuals under the age of 18 years, while **9.5% (14,704)** reported having someone over the age of 65 years old.

Low-Income Profile

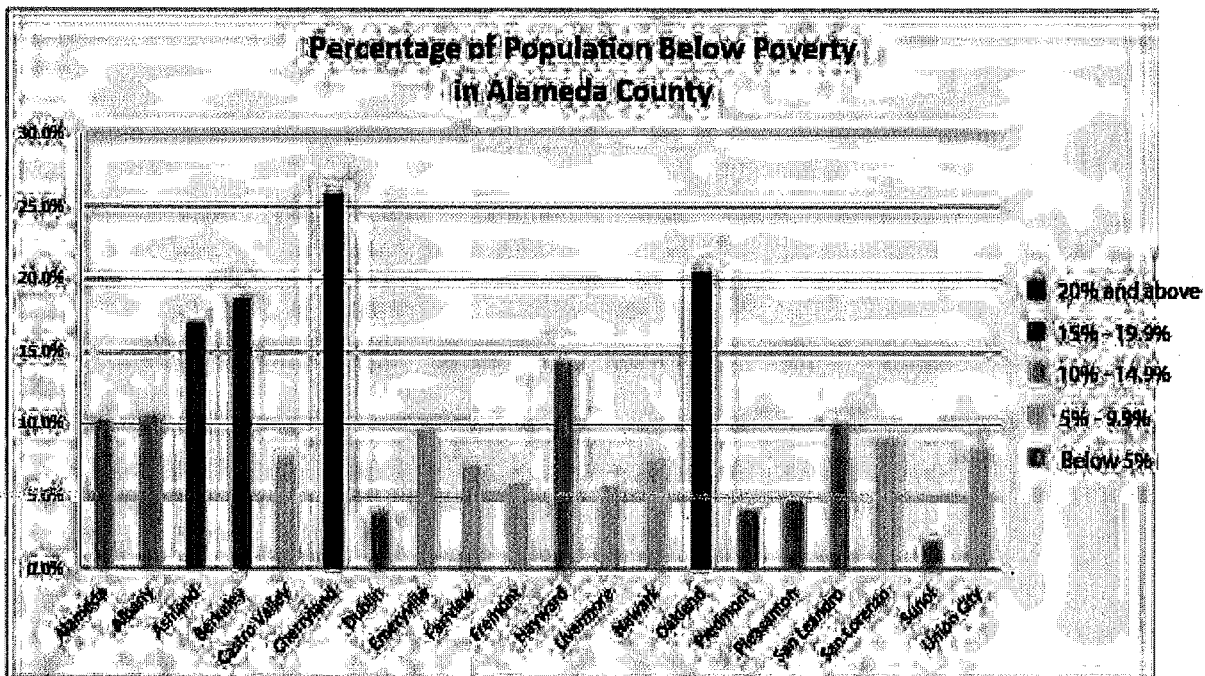
Based on the new 2015 federal poverty guidelines, the income threshold is \$11,770 annually (around \$5.66 per hr.) for an individual and \$24,250 annually (around \$11.66 per hr.) for a family of four. The Alameda County Department of Public Health reported in their publication *Place, Racism, and Poverty Matter for Health in Alameda County* (2013) that **one in fifteen** White residents live in high-poverty neighborhoods compared to **one in nine** Asians, **one in four** Latinos, and **one in three** Blacks. This data shows that poverty is place-based, and concentrated in specific communities in Alameda County. Residents in high poverty are **twice** as likely to lack access to employment, **four times** more likely to not have a high school diploma, and **eight times more likely** to experience higher rates of homicide.

CSBG 100% Poverty Guidelines (January 1, 2015 to December 31, 2015)

Size of Family Unit or Number in Household	Monthly Income	Annual Income (100% of poverty)
1	\$980.83	\$11,770
2	\$1,327.50	\$15,930
3	\$1,676.16	\$20,090
4	\$2,020.83	\$24,250
5	\$2,367.50	\$28,410
6	\$2,714.16	\$32,570
7	\$3,060.83	\$36,730
8	\$3,407.50	\$40,890
For Family units with more than 8 members, add \$4,160/year for each additional member		

Source: 2015 U.S. Dept. of Health & Human Services Poverty Guidelines
<http://aspe.hhs.gov/poverty/15poverty.cfm>

Poverty: The 2009-2013 American Community Survey (ACS) estimates that **12.5%** (188,501) of Alameda County residents live below 100% of the federal poverty level during the past 12 months. In the Tri-City area, **6.0%** live below the federal poverty level in Fremont, **7.7%** in Newark and **8.4%** in Union City. The report also notes that **3.8%** of Dublin residents, **5.7%** of Livermore residents, and **4.8%** of Pleasanton residents live below the federal poverty level. Other cities within Alameda County experience even higher rates of poverty. The City of Alameda is **10.3%** (7,592); Albany is **10.6%** (1,984); Emeryville is **9.7%** (992); Hayward is **14.4%** (20,931); Oakland is **20.5%** (80,274); Piedmont is **4.1%** (442); and San Leandro is **10%** (8,555) of residents living below poverty. In the unincorporated neighborhoods of the County, Ashland is **17%** (3,859); Castro Valley is **7.8%** (4,715); Cherryland is **25.9%** (3,737); Fairview is **7.2%** (746); San Lorenzo is **9%** (2,166); and Sunol is **1.9%** (16) residents living below poverty.



Gender: There are **13.5%** (104,465) women and **11.4%** of men living in poverty in Alameda County. Similarly, women living in poverty in Oakland account for a higher proportion of the population at **22%** (44,323), compared to men at **18.9%** (35,951) (**Organizational Standard 3.2**).

Families: The University of Washington's Center for Women's Welfare (CWW) developed the Self-Sufficiency Standard, a county-specific measure of how much income is needed for a family (depending on household number) to adequately meet minimal basic needs. The Insight Center for Community Economic Development's (ICCED) website features the 2014 Self-Sufficiency Standard for all counties in California. According to its site, a family of three, consisting of one adult with one

preschooler and one school-age child, would need a household income of **\$66,326**. This would require a 40-hour a week job earning **\$31.00** an hour to meet the Alameda County Self-Sufficiency Standard. The ICCED further notes that in order for county residents to obtain an annual income of **\$43,494**, which is below the federal poverty level, they would need to work more than three full-time minimum wage jobs (**\$9.00 per hour**). **In 2014, Oakland approved ballot measure FF to increase the city's minimum wage to \$12.25 an hour.**

Youth: Approximately **one in six** children (52,500) live in poverty in Alameda County. Even more startling is the poverty rate among children of color, who experience higher poverty rates than any other age group. Kidsdata.org, a program of the Lucille Packard Foundation for Children's Health cites that between 2011 and 2013, **36.1%** (18,480) of African American children live in poverty, compared to **8.4%** (4,147) of White children and **7.1%** (4,200) of Asian children. In addition, **22.8%** (12,967) of Latino children live in poverty. Oakland Fund for Children and Youth's 2016-2019 Strategic Plan reports that the number of children living in poverty in Oakland has increased since 2005, especially children living in households with public assistance. (<http://cpehn.org/chart/children-poverty-alameda-county-2010-2012>)

The report indicates that youth living in high-stress neighborhoods negatively influence academic success, health, safety, and transitions into adulthood (Oakland United Stressor Report). (**Organizational Standard 3.2**).

Seniors: The 2009-2013 American Community Survey estimates that there are 260,179 residents 60 years and older living in Alameda County. Of those, 40.9% (106,413) of seniors live alone, 28.7% (74,671) have a disability, 36.4% (94,705) speak another language other than English. It is estimated that 9.1% of Alameda County live below the federal poverty level.

Similar to the Self-Sufficiency Standard, the California Elder Economic Security Standard Index (Elder Index) is a county-specific measure of the minimum income needed for older adults to meet their basic needs. (**Organizational Standard 3.2**).

The Area Agency on Aging Division of the Alameda County Social Services is currently working on their 2017-2020 Alameda County Plan for Older Adults (**Organizational Standard 2.2**).

Immigrants: Alameda County is one of the most diverse counties in the nation. Yet, people of color disproportionately live in high-poverty and segregated neighborhoods. The 2009-2013 ACS indicates that **12.7%** (60,002) of Alameda County foreign born residents live below the poverty level, while **23.4%** (24,863) of foreign born residents live below the federal poverty level in Oakland.

According to the Migration Policy Institute, there are approximately 109,000 undocumented immigrants in Alameda County. A considerable number of undocumented immigrants are from Mexico (57,000), followed by China (10,000), India

(8,000), Guatemala (6,000), and the Philippines (6,000). Access to healthcare is a major concern for the unauthorized immigrant population, as 42% (46,000) lack health insurance. Moreover, undocumented immigrants face many more challenges than immigrants with legal status, which include not being able to possess a Driver's License to not being able to apply for a job. These restrictions prevent undocumented individuals from safe and secure housing conditions as well as fair wages. There is an estimated 15,000 individuals who are part of the Deferred Action for Childhood Arrivals policy, and can apply for employment authorization.

(<http://www.migrationpolicy.org/data/unauthorized-immigrant-population/county/6001>)

Indicators of Poverty within Alameda County

The issue of poverty is deeply rooted in a number of social issues such as unemployment and low-wages, inadequate or unaffordable housing, poor health, lack of food security, inadequate access to medical and social services, low educational attainment, and criminal victimization. As part of a comprehensive effort to gauge the community's well-being, the Alameda County-Oakland Community Action Partnership reviews the following community indicators (**Organizational Standard 3.5**).

Income: According to the 2009-2013 ACS, the estimated median household income in **Alameda County** is **\$72,112**, a 1.8% increase from the 2007-2011 estimate of **\$70,821**. An estimated **123,621** households receive **social security**, averaging about **\$16,570** per year, while **84,388** received **retirement income** averaging about **\$29,779** per year. In addition, **30,184** receive **supplemental social security income** averaging about **\$9,775** per year; **21,198** receive **cash public assistance**, averaging about **\$5,558** per year. According to a presentation by the Alameda County Social Services Agency, **62,620** households reported receiving **Food Stamps/Supplemental Nutrition Assistance Program (SNAP) benefits** within the past 12 months in 2014. Of those **62,260** households receiving food stamps, **16.7%** (10,500) have one or more individuals 60 years or older, while **60.3%** (74,409) have children under 18 years old. These income sources are not mutually exclusive, that is some households received income from more than one source.

According to the 2009-2013 ACS, the estimated median household income in the **City of Oakland** is **\$52,583**, a 2.8% increase from the 2007-2011 ACS of **\$51,144**. The data also showed **27%** of Oakland's residents had an annual income less than **\$24,999** and **39%** of female-headed households with children under 5 years of age had incomes below the poverty level. An estimated **34,524** households receive **social security**, averaging about **\$15,070** per year, while **21,503** received **retirement income** averaging about **\$28,535** per year. In addition, **12,132** receive **supplemental social security income** averaging about **\$9,805** per year; **8,982** receive **cash public assistance**, averaging about **\$5,349** per year; and **16,516** households reported receiving **Food Stamps / Supplemental Nutrition Assistance Program (SNAP) benefits** within the past 12 months.

While food cost, gasoline, housing, healthcare, utilities and transportation cost continue

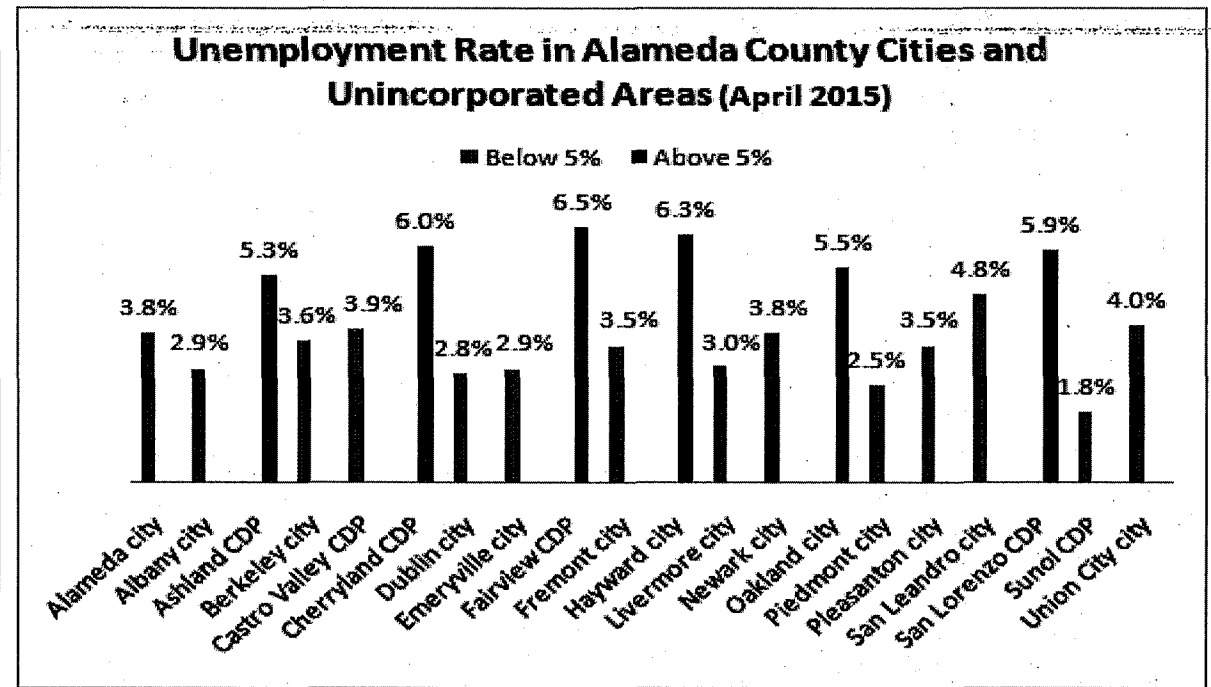
to soar, many county residents find themselves relying on public support programs as a sole or supplemental income to meet their basic needs. According to the Alameda County Department of Social Services' (ACSS) website as of May 2013, the maximum cash grant for a single person on General Assistance, cash aid to indigent adults and emancipated minors, is **\$336 a month** (\$4,032 annually). ACSS describes how an individual may also be eligible for the CalFresh/Food Stamp program that has an allocation up to **\$200 per a month** but notes the average CalFresh monthly benefit disbursement is about **\$200** per household. The Social Security Administration states that an aged or disabled single person living independently in 2015 may receive a maximum Supplemental Security Income (SSI) payment of **\$889.40** monthly (\$10,672.80 annually) or **\$932.40** (\$11,188.80 annually) for someone who is blind.

Unemployment: As of April 2015, the California Employment Development Department (EDD) estimates Alameda County's unemployment rate at **4.5%** (36,000), compared to **6.1%** statewide. Out of the **810,000** individuals currently documented as being in the labor force in Alameda County, **36,200** are unemployed.

Between 2001 and 2014, Alameda County experienced the lowest jobless rate in 2001 at **3.7%** and the highest rate in 2011 at **11.5%**. Since 2011, the unemployment rate has decreased by **7%** to **4.5%**.

Oakland's unemployment rate is **5.5%**, a significant decrease from 2011 at **15.6%**.

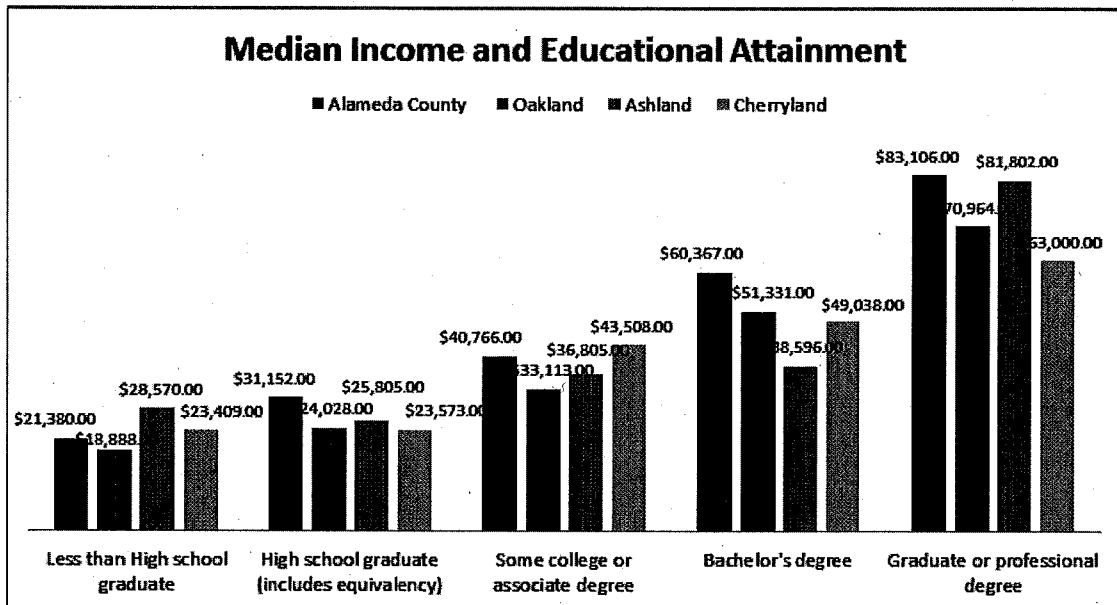
Below is a bar graph showing the unemployment rate for cities and unincorporated areas in Alameda County. The highest unemployment rates as of April 2015 are in (1) Fairview at **6.5%**, (2) Hayward at **6.3%**, and (3) Cherryland at **6%**.



Source: State of California, Employment Development Department: Not seasonally adjusted

Education: The 2009-2013 American Community Survey (ACS) estimates that **7.4%** of residents, 25 years and older, living in Alameda County have less than a 9th grade education and 6.2% have less than a high school education. While in comparison, **19.1%** of the population **graduated from high school or received a diploma equivalent**; **18.8%** have **some college** experience but no degree; **6.7%** have an **associate's degree**; **24.6%** obtained a **bachelor's degree**; and **17.2%** received a **graduate or professional degree**. According to the 2009-2013 estimates from the ACS report, **19.8%** of the Oakland population 25 years and older reported that they did not have a high school diploma or equivalent.

Within the **unincorporated areas of Alameda County, Ashland and Cherryland**, those who did not earn a **high school diploma or equivalent** is **21.5%** and **30.6%**, respectively. Furthermore, the 2009-2013 ACS reported that **22.7%** of individuals, 25 years and older, who live in **Alameda County** and did not graduate high school live in poverty; that number is **13.5%** for individuals who obtained a **high school diploma or equivalent**; **9.9%** for individuals with **some college or associate's degree**; and **4.6%** for residents with a **bachelor's degree or higher**. The level of education also influenced the median earnings for Alameda County residents. The 2009-2013 ACS notes that Alameda County residents, 25 years or older, who had **less than a high school degree** had median earnings of **\$21,380**; individuals with a **high school degree or equivalent** had median earnings of **\$31,152**; individuals with **some college** had median earnings of **\$40,766**; individuals with a **bachelor degree** had median earnings of **\$60,367**; and individuals with a **graduate or professional degree** had median earnings of **\$83,106**.



Source: 2009-2013, American Community Survey

A segment of the youth population who are between 16 and 24 and do not attend school and are not employed are considered disengaged or disconnected youth. This population will eventually “age-out” of the foster care system or leave the mental health system and the transitional period when they leave is the most critical in linking youth to their next educational or job endeavor. According to Kidsdata.org, **5.8%** of adolescents/teens in Alameda County were not in school and not working in 2013. This is down from the prior year’s rate of **6.2%** and below the state’s 2013 rate of **8.2%**.

The youth in Alameda County are showing improvements in educational attainment. Dropout rates among high school students in the 2013-2014 academic year was 2.6%, a rate reduction of 1.5% from the previous two years, which is also below the state’s rate of 3.1% (The California Department of Education). The dropout rate for Oakland Unified School District is above the County and State rate at **5.3%**. African American and Hispanic students have the highest dropout rates in Oakland and Alameda County.

On the other hand, graduation rates within **Alameda County** are improving. The California Department of Education reports that the graduation rate has increased **3%** from **79.8%** in 2012 to **82.8%** in 2014. **Oakland Unified School District** has a districtwide graduation rate of **60.5%**, a slight increase of **1.5%** from the previous two years. Comparatively, **Hayward Unified School District** has shown substantial growth in their graduation rates, with an increase of **8.4%** (79.6%) from 2012.

Health: A 2015 report, *How Place, Racism, and Poverty Matter for Health in Alameda County*, by the Alameda County Public Health Department (ACPHD), explores the pressing health concerns facing county residents of color. The report notes how communities of color, the uninsured and socioeconomically disadvantaged communities continue to rank poorly in regards to overall health. Some general findings uncovered in the report note that African American residents are more likely to report fair or poor health status than Whites; socioeconomically disadvantaged adults are over four times likely to self-report fair to poor health compared to individuals from high-income households; and uninsured individuals are twice more likely to report having a fair or poor overall health than insured individuals.

The report also found that health habits are closely associated with socioeconomic status, noting that low-income adults are more likely to smoke than high-income adults; low-income individuals are less likely to consume fruits and vegetables than high income county residents; and low-income adults are almost twice as likely to have high blood pressure than county residents in high-income neighborhoods. In addition, women, people of color, seniors, individuals with low educational attainment, and those living in poverty are more likely to report fair or poor self-related health.

Food Security: Despite the efforts to improve food security in Alameda County, issues of availability and accessibility to healthy food choices, the lack of participation in supplemental nutrition food programs, and issues of hunger and malnutrition continue to plague many county neighborhoods. Moreover, the high cost of living, stagnant wages, erosion of the public safety net compounds has caused many individuals and families to choose between accessing healthy food and meeting other basic needs.

Given the current economic landscape, the Alameda County Community Food Bank (ACCFB), is currently serving 1 out of every 5 Alameda County residents. In its 2014 Hunger: Alameda County Uncovered report, ACCFB found that 54% of households have at least one member who is employed and 65% of households live below the federal poverty level. The report also found 74% buy inexpensive, unhealthy food, 52% eat food past the expiration date, 40% receive additional help from family or friends, 36% water down food or drinks, and 16% sell or pawn personal property. The survey also found that 46% of respondents had to choose between purchasing food and paying housing costs. Eighty-five percent of households indicated they were uncertain where they would get their next meal. The survey also notes that only 26% of households surveyed received food stamps while a staggering 74% of households have incomes that would qualify them for food stamps.

Affordable Housing: Housing in Alameda County, where the cost of housing is among one of the highest in the nation, continues to be a challenge for residents and poses even more of a dilemma for low-income families. Population growth into the region, coupled with low levels of housing production contributes to the Bay Area's high housing costs. California Housing Partnership Corporation's publication *How Alameda County's Housing Market is Failing to Meet the Needs of Low-Income Families* (June 2014) states that there is a shortfall of 58,680 homes affordable to Alameda County's very low-income and extremely low-income residents.

These affordable housing numbers are well below the needed affordable housing units to meet the existing population's median household income needs. This can make it especially difficult for low-income Alameda County residents to find a suitable place to live where they do not have to choose between paying the rent and buying groceries. Once housing costs (rent or mortgage payment, insurance, taxes, and utilities) exceed 30% of the household's total income, the household is considered cost burdened. Sixty percent of very low-income households spend more than 50% of their income on rent. This is important in Alameda County, where housing expenses combined with transportation costs can account for as much as 70% of a household's income. ([http://chpc.net/dnld/Housing Need ALAMEDA Final 060414.pdf](http://chpc.net/dnld/Housing_Need_ALAMEDA_Final_060414.pdf))

The City of Oakland conducts a Community Needs Assessment as part of its 2015-2020 Housing and Community Development Consolidated Plan to determine the residents' most critical housing needs. Two community meetings were held in May of 2015 to solicit feedback, and a survey was circulated to gather community input. Respondents (1,099) indicated that (1) Safe and Affordable Housing; (2) Infrastructure (streets, sidewalks, and parks); and (3) Economic Development are the community's highest

needs. For public services, community members ranked the following as top needs: (1) Job Training/Readiness Programs; (2) Homeless Services; and (3) Health/Behavioral Health Services.

Data retrieved from the U.S. Department of Housing and Urban Development's Comprehensive Housing Affordability Strategy 2007-2011 estimate that 52% (79,860) Oakland households are extremely low-income, very low-income, or low-income. To be considered low-income, a family of four earns \$64,950 and \$27,700 at extremely low-income (Alameda County, 2011 HUD User).

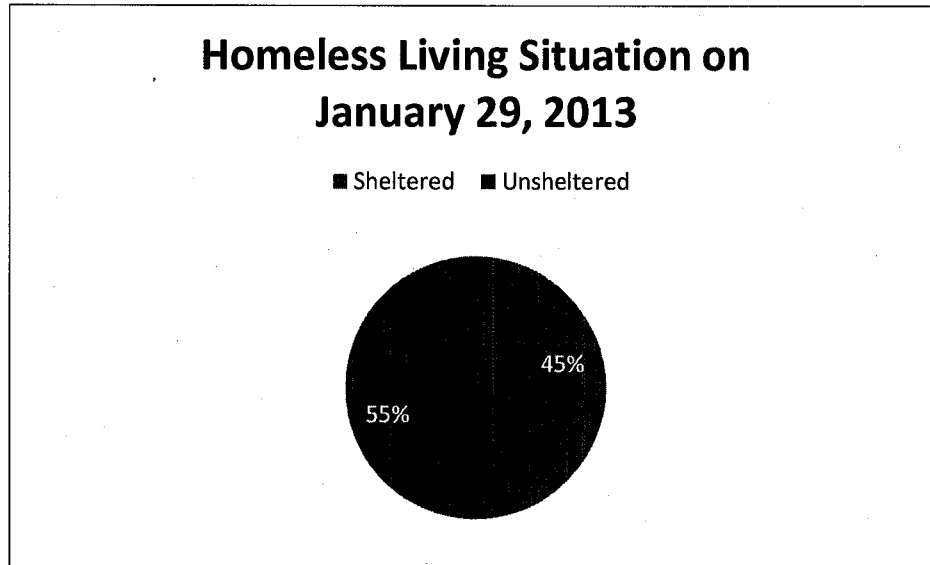
According to the 2009-2013 ACS, Alameda County has 545,071 occupied housing units and a rental vacancy rate of 4.3%, and a homeowner vacancy rate of 1.5%. Owner-occupied units account for 53.2% of housing units, and 46.8% are renter-occupied. Of those occupied, 76.4% (289,960) are owned with a mortgage or loan.

The National Low Income Housing Coalition's, *Out of Reach* 2015 report, states that in Alameda County, the Fair Market Rent (FMR) for a two-bedroom is \$1,585 per month. In essence, a family would need 3.4 full-time minimum wage earners (annual household income of \$63,400) to afford a two-bedroom apartment in Alameda County. The report also notes during 2009-2013, Alameda County renters had an estimated hourly wage of \$19.98 and needed to work 1.5 full-time jobs in order to afford a 2-bedroom FMR. As for public assisted housing, the Housing Authority of the County of Alameda (HACA) - excluding the cities of Alameda, Berkeley, Livermore and Oakland - in 2015 reported having 376-person waitlist for Section 8 Housing Choice Voucher (HCV) housing that has not been opened since 2001. The total number of applicants on the waiting list is 4,250. The list will be opened this coming August. As of the April 2015 waitlist, there are 7,557 applications for the Oakland Housing Authority's Housing Choice Voucher Program. This list was last opened in January of 2011. There are 40,469 combine applicants on waitlists for all housing sites in Oakland.

The Housing Authority of the City of Livermore reports it maintains a Section 8 waitlist of 16,724 individuals. The City of Alameda Housing Authority maintains a Section 8 waitlist of 750 individuals and its list was last open in January of 2015. Prior to 2015, the list was last open in 2003. All of the Housing Authorities mentioned that it is not unusual for individuals to wait several years for an affordable housing unit to become available.

Homelessness: In late January of 2013, it was estimated that 4,264 individuals were homeless in Alameda County. The Countywide 2013: *Homeless County and Survey Report* by EveryOne Home estimates a 2.1% increase in the homeless population since January 2011, which is not a statistically significant change. The report notes that 68% of the estimated homeless are comprised of individuals without minors. In 2013, the report describes how the county saw an increase of 17% from 1,139 to 1,342, in homeless households with at least one minor, while the adult homeless population without minors decreased 4% from 3,039 to 2,912. The report also noted there was a 13% increase from 818 to 931 in homeless individuals living with severe mental illness. Veterans accounted for 492 of the homeless counted, a less than one

percent increase in change from 2011. There was a slight increase in homeless youth, ages 18-24, from 21 in 2011 to 54 in 2013. The report also documents the increase of unsheltered homeless from 53% to 54%. The chart below represents the living situation for homeless individuals based on a count taken by EveryOne Home.



The findings show that the overall County population has increased by 8% and the homeless population decreased from .35% (5,081) to .28%. (4,264). This is a promising trend, in addition to an increase in permanent supportive housing stock and reductions in chronically homeless individuals and unsheltered women.

Public Safety: According to the State of California Department of Justice (DOJ), Alameda County had 11,739 violent offenses in 2013, a slight decrease from the 11,899 violent crimes reported in 2012. In 2013, the county had 113 homicides, 362 forcible rapes, 6,806 robberies, and 4,458 aggravated assaults. In regards to juvenile felony arrests, as of July 2013, the DOJ reports that Alameda County had 2,147 juvenile arrests, in which 28% were placed on probation for a property offense, 26% for a person offense, and 26% for failing to obey a court order. Other probationary reasons were for weapon offenses at 7%, offenses against the public at 7% and drug offenses at 5%. The chart below shows the distributions of reported violent crimes within Alameda County in 2013, listing the top five reporting areas include Oakland, Unincorporated Alameda County, Hayward, Fremont, and San Leandro.

Jurisdiction	Violent Crimes	Homicides	Forcible Rapes	Robbery	Aggravated Assaults
County Totals	11739	113	362	6806	4468
Alameda Co. Sheriff's Department	648	5	21	194	428
Alameda	158	0	10	85	63
Albany	29	0	1	24	4
Berkeley	562	4	26	410	122
Emeryville	132	0	2	70	60
Fremont	273	1	25	136	111
Hayward	589	5	33	333	218
Livermore	270	0	12	44	214
Newark	123	1	9	40	73
Oakland	7984	90	180	4922	2792
Piedmont	20	0	0	13	7
Pleasanton	60	0	3	29	28
San Leandro	394	3	26	251	114
Union City	218	2	3	92	121
Alameda E. Bay Reg. Park Dist.	2	0	0	2	0
CSU East Bay	4	0	4	0	0
Union Pacific RR - Alameda	1	0	0	0	1
Alameda BART	155	1	0	128	26
Dublin	70	0	1	15	54
Alameda E. Bay Mun. Util. Dist.	0	0	0	0	0
UC Berkeley	47	1	6	18	22
CA Highway Patrol - Alameda	0	0	0	0	0

(Source: State of California Department of Justice: CKSC Database, 2013 Alameda County)

The City of Oakland's crime statistics are remarkably high compared to other jurisdictions in Alameda County, constituting 68% of the violent crimes in the entire county in 2013. The Oakland Police Department report that in 2014 there were 80 homicides, a 11% (90) decrease from 2013 and a 36.5% (126) decrease from 2012.

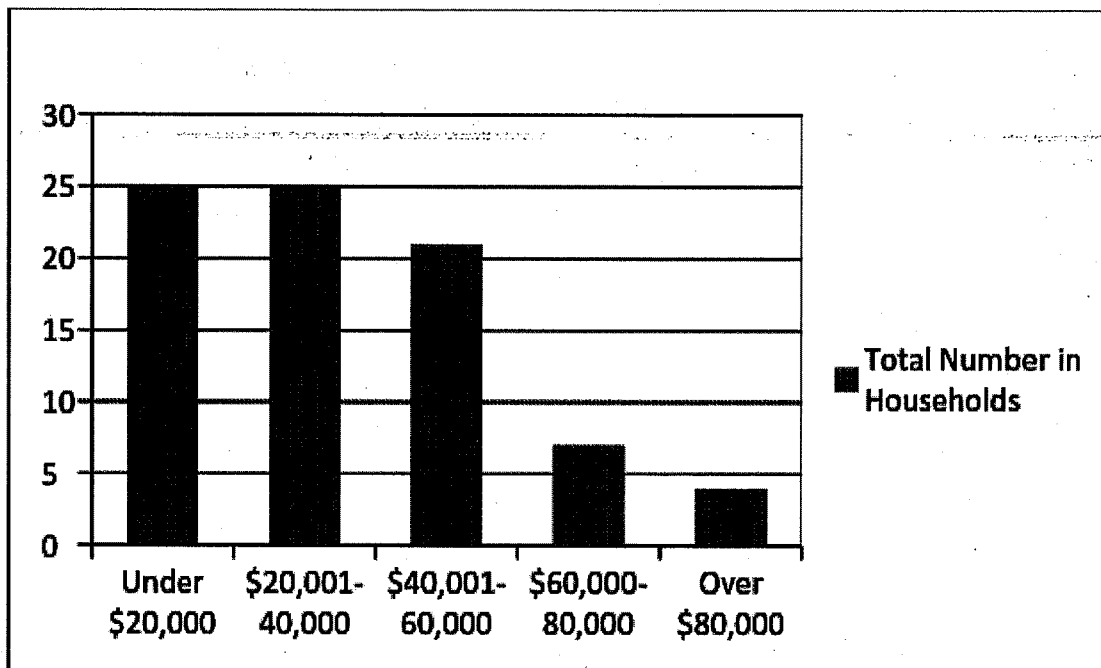
In 2012, the Department of Corrections and Rehabilitation notes 824 (807 males; 17 females) felons were paroled and re-paroled in Alameda County. When prisoners are released from prison, almost all of them return to their communities. In 2011, all California counties were required to create a county realignment plan, shifting the state's responsibilities of low level offenders to the counties, subsequently increasing the inmate population in county jails in Alameda County. Data from the Alameda County Probation Department reports that 11,952 adults were on probation in 2014. Males make up 84% of the probation population, while females are 16%. African-Americans account for half of probationers, 21% are Latino, 20% are White, and the remaining are 4% Asian and 3% are other races. Forty-one percent of probationers live in Oakland and 13% live in Hayward.

Research has noted that socioeconomic disadvantaged neighborhoods face myriad of issues that are associated with higher rates of chronic health conditions, lack of educational attainment, high unemployment, public safety issues, foreclosures, inadequate or unaffordable housing, low household assets, a lack of healthcare coverage, and training and employment opportunities.

Alameda County Needs Assessment

In 2014, AC-OCAP conducted a community survey at its March to End Poverty event. (**Organization Standard 1.2**). Participants of the March include Head Start families, senior center clients, and community groups. Respondents were asked to provide demographic information and rank their top areas of concerns regarding various social issues such as homelessness, childcare, housing, training, education, etc. An analysis of the data revealed that the top leading areas of concern were **1) Education (46%)**; **2) Medical/Dental Care (35%)**; **3) Public Safety (35%)**; and **4) Affordable Housing (28%)**; **5) Job Training/Placement (22.5%)** **6) Programs for Youth (18.3%)**; and **7) Services for Seniors (18.3%)**.

Survey participants were also asked to provide feedback on services they viewed as inadequate in their community. The following is a list of those services: **1) Homelessness (26%)**; **2) Public Safety (24.7%)** **3) Education (23%)**; **4) Affordable Housing (21%)**; **5) Immigration and Citizenship (19.5%)**; **6) Job Training and Placement (19.5%)**; **7) Medical and Dental Care (19.5%)**. The average household of all respondents is 4, ranging from a household of 1 to 13. Eighty-five percent of the respondents have household incomes below \$60,000. Thirty-two percent (**24 households**) have household incomes below \$20,000 and **45% or 45 households** made less than \$40,000 a year. This survey also showed that households with lower incomes had more people living with them.



As part of the agency's needs assessment, AC-OCAP's also reviews community needs

assessments administered by program partners, such as Oakland's Head Start, Oakland/Alameda County Workforce Investment Board, Oakland Unite, Oakland Fund for Children and Youth (OFCY), and Oakland's Community Development Block Grant (CDBG) program.

In addition, AC-OCAP's Administering Board held its bi-annual board retreat on Saturday, March 10, 2015 to revisit, review, and update its strategic vision, goals and outcomes for the next two years (2016-2017).

The following chart summarizes AC-OCAP's strategic focus areas:

AC-OCAP's 2016-2017 Strategic Focus Areas		
Family	Job Training & Employment Placement	<p>Support employment focused programs and services that address job training and employment placement which include education/GED and internships for adults, youth, seniors, re-entry population, and the homeless; and</p> <p>Provide wraparound/bundle services that assist low-income individuals and families with support in the areas such as Behavioral Health/Covered CA, Food Security/Cal Fresh, Bank on Oakland, Earned Income Tax Credit, and other income support services as it relates to job training and employment placement.</p>
Family	Housing & Community Economic Development	<p>Support programs and services that provide shelter/transitional, stable and affordable housing or home ownership or assets building or financial empowerment or micro enterprise opportunities; and</p> <p>Provide wraparound/bundle services that assist low-income individuals and families with support in the areas such as Behavioral Health/Covered CA, Food Security/Cal Fresh, Bank on Oakland, Earned Income Tax Credit, and other supportive services as it relates to housing and community economic development.</p>

Community	Civic Engagement	Support programs and services that increase public awareness and expand partnerships with small businesses, Chambers of Commerce, as well as engaging non-profit and public agencies in the issue of poverty and other issues that affect Alameda County's low-income population.
Community	Advocacy	Support programs and services that mobilize, empower and promote low-income individuals and the community to take action in the areas of housing, transportation, seniors, education, employment, veterans, immigration, and youth.
Agency	Capacity Building	Support programs and services that foster agency capacity-building in the areas of fund development, board development, and community building. There would also a focus on adding youth to Board, expand marketing strategies through social media, and incorporate an accountability policy in program funding.

To address the needs identified by the community in alignment with the agency's program focus areas, AC-OCAP invites other local anti-poverty fighting programs to partner in its efforts to eradicate poverty through the release of its biennial Request for Partnership (RFP) funding application.

Below is a table of the Board's approved programs and services to help Oakland and the surrounding Alameda County (excluding Berkeley) low-income residents achieve economic stability. Agencies provide **Job Training and Employment Placement** or **Housing and Community Economic Development** wrap-around services. The programming below represents AC-OCAP's Community Economic Opportunity (CEO) Network that works collectively to provide programming and services that aid Alameda County's low-income people in improving their overall well-being.

AC-OCAP Community Economic Opportunity (CEO) Network

Partners	Program
<i>Job Training and Employment Placement</i>	
Civicorps	<i>Civicorps' Professional Pathway</i> lifts low-income families out of a life of poverty by providing an employment-focused program that includes paid job training complete with a high-school diploma program and trauma-informed wraparound services for Oakland young adults, age 18-26.
East Bay Community Services DBA of La Familia Counseling Service	<i>La Familia's Justice Academy</i> program is a justice-learning program that provides work experience for high-risk high school students ages 16 to 18 in Alameda County.
Hayward Unified School District/ The Hayward Center for Education and Careers	<i>Youth Enrichment Services</i> provides a system of training, education, career development, and employment services to high risk, disconnected youth between the ages of 16-21 in Alameda County.
Soulciety	<i>Soulciety's</i> EMT training program offers low-income, minority young adults in Alameda County an opportunity to obtain skills in a fire or health-related career pathway.
Vietnamese American Community Center of the East Bay (VACCEB)	<i>Vietnamese American Community Center's</i> program offers job training and preparation, education and employment placement services for low-income, limited English-speaking residents.
<i>Housing and Community Economic Development</i>	
Alameda Family Services	<i>Dream Catcher</i> provides a vital continuum of care for homeless youth to enable them to become healthy, productive adults. As the only shelter for youth ages 13-18 in Alameda County.
Anew America Corporation	<i>Anew America's</i> microenterprise program provides integrated job creation, asset development and community empowerment opportunities available to low-income families through microbusiness development and financial education services.
Building Futures with Women and Children	<i>Building Futures with Women and Children</i> provides women and children experiencing domestic violence with emergency and transitional shelter, housing assistance and comprehensive case management for low-income County residents.
Covenant House California	<i>Covenant House California</i> supports the educational and employment needs of homeless youth, age 18 to 24, who are participating in the crisis shelter and transitional living programs.
East Bay Asian Local Development Corporation	<i>EBALDC's</i> economic and community development program supports a comprehensive strategy that helps

	residents stay housed, realizes self-sufficiency, contributes to creating neighborhood cohesiveness, and attracts economic investment.
Family Emergency Shelter Coalition (FESCO)	<i>FESCO's Homeless Family Services</i> program assists low-income families with housing and wraparound services, with the focus to find more permanent housing, increase their income, and end their homelessness.
Housing and Economic Rights Advocate (HERA)	<i>My Financial Wellness</i> offers debt collection, credit reporting, and access to credit issues, including collections abuses, achieving affordable repayment plans, credit reporting errors, analysis/counseling/guidance on affordable/reputable borrowing options, escaping high-cost borrowing traps, increasing income, and litigation.
St. Mary's Center	<i>St. Mary's Center's Homeless Services</i> provides critical basic-needs to seniors, many of whom suffer from mental illness and/or addictions. Services include a Winter Shelter, health assessments, psychiatric care, an addiction recovery program, daily noon meals, social stimulation, and permanent supportive housing.
Food Security	
Oakland Hunger/Summer Lunch Program	<i>Hunger Free Initiative</i> - Provide nutritious and delicious meals to low-income families and school-age children.
Legal Assistance	
Bay Area Legal Aid	<i>Bay Area Legal Aid</i> provides access to free legal services in the areas of: housing, economic benefits, domestic violence, sexual assault, immigration, consumer law and healthcare for low-income County residents.
Financial Empowerment	
Self-Help Economic Development, Inc. (SHED)	<i>SHED</i> provides financial education, credit report reviews, bank accounts and free tax preparation.
Alameda County Earned Income Tax Credit (EITC) Coalition	The <i>EITC</i> coalition promotes the use of the Earned Income Tax Credit (EITC) for eligible taxpayers and provides access to free tax preparation assistance.
Bank on Oakland (BOO)	<i>Bank on Oakland</i> works to make banking more accessible to Oakland residents who currently have no checking or saving accounts.
Information and Referral	
Eden Information and Referral, Inc.	<i>Eden I&R</i> provides information and referrals to health, housing and human services in Alameda County.

Community Partners

In order to help AC-OCAP address the needs of Alameda County's underserved low-income communities, AC-OCAP works diligently to establish and build strong partnerships with other organizations aimed at alleviating poverty within Alameda

County's low-income communities. Community partners include: Rise Together, ALL IN Alameda County, Alameda County Community Food Bank, United Way of the Bay Area, East Bay Works, Housing and Economic Rights Advocates (HERA), East Bay Housing Organization, Tri-Valley Housing Opportunity Center, Oakland Housing Authority, Oakland Unified School District, Alameda County Department of Social Services and Public Health Department, Eden Information and Referral Services, City of Oakland's Community Housing Services and Community Development Block Grant (CDBG), Workforce Investment Board, Spectrum Community Services: Low Income Home Energy Assistance Program (LIHEAP), Oakland Assistance Center, Oakland Private Industry Council, Bank on Oakland, Head Start, Oakland Unite, Oakland's Fund for Children and Youth (OFCY), Oakland's Park and Recreation, representatives from the community, and a host of local community and faith-based organizations.

Rise Together mission is to cut Bay Area poverty in half by 2020.
risetogetherbayarea.org

All In Alameda County employs proven strategies that combine self-reliance, community engagement and government support to end poverty.
www.acgov.org/allin/

Alameda County Community Food Bank distributes 380,000 meals a week by its network of 275 nonprofit agencies throughout Alameda County.
<http://www.accfb.org/>

Alameda County First Five supports the comprehensive development of children from 0 to 5. Passed by voters in 1998, Proposition 10 added fifty cents to cigarettes to fund early childhood care for Alameda County children, otherwise known as First 5 Alameda County.
<http://www.ackids.org>

Alameda County Public Health Department provides health assessments, disease prevention, community outreach, policy development, education, and access to quality medical and health care services.
<http://www.acphd.org>

Alameda County Social Services Agency is responsible for promoting the economic social well-being of residents and families in Alameda County.
<http://www.alamedasocialservices.org/>

Alameda County Workforce Investment Board ensures that Alameda County's workforce development system benefits employers and job seekers through quality jobs, high skills, and high wages.
<http://www.acwib.org/>

Oakland Workforce Investment Board oversees the implementation of Oakland's Federal workforce training and employment program.

(<http://www2.oaklandnet.com/Government/o/CityAdministration/d/EconomicDevelopment/o/WorkforceDevelopment/index.htm>)

Oakland Fund for Children and Youth (OFCY) was established in 1996 as a voter approved program to support direct services to youth under 21 years old.

<http://www.ofcy.org/>

Oakland Head Start focuses on early child development, fostering social skills and school readiness for low-income families.

<http://www2.oaklandnet.com/Government/o/DHS/o/ChildrenYouthServices/OAK022077>

Oakland's Office of Park and Recreation aims to encourage educational excellence through recreational experiences.

<http://www2.oaklandnet.com/Government/o/opr/index.htm>

Oakland Unite is a Violence Prevention initiative approved by Oakland voters in 2004, to fund violence prevention programs, additional police officers, and fire services for the City of Oakland.

<http://oaklandunite.org/>

Community Needs				
Top Needs	Agency Priority (Yes/No)	Description of Programs/Services Directly Provided by Your Agency	Coordination Efforts	NPI(s)
Homelessness (26%)	Yes	CSBG Grantees: Alameda Family Services, Building Futures with Women and Children, Covenant House, East Bay Asian Local Development Corporation, Family Emergency Shelter Coalition, Housing and Economic Rights Advocates, Community Housing Program, St. Mary's Center	Member of East Bay Housing Organization(EBHO), partner with Everyone Home, and housing resources are found at Eden I&R Housing Database	1.2H; 6.2E
Public Safety (24.7%)	Yes	CSBG Grantees: Bay Area Legal Aid, La Familia Counseling Service's District Attorney Justice Academy Program, 2-1-1 Referral Services	Oakland Unite: Violence Prevention and Public Safety Act	6.2G
Education (23%)	Yes	CSBG Grantee: Hayward Unified School District/Hayward Adult School, Civicorps, 2-1-1 Referral Services	Hayward Promise Neighborhood, Oakland Fund for Children and Youth, Head Start	1.2A; 1.2B; 1.2C
Affordable Housing/ Foreclosure (21%)	Yes	CSBG Grantees: Alameda Family Services, Building Futures with Women and Children, Covenant House, East Bay Asian Local Development Corporation, Family Emergency Shelter Coalition, Housing and Economic Rights Advocates, Community Housing Program, St. Mary's Center; City of Oakland's Community Housing Program, 2-1-1 Referral Services	Member of East Bay Housing Organization, partner with Everyone Home, and housing resources are found at Eden I&R Housing Database	1.2H

Immigration and Citizenship (19.5%)	Yes	CSBG Grantee: Bay Area Legal Aid, Vietnamese American Community Center of the East Bay, ITIN for EITC, and Self-Help Credit Union (DACA Loans & Citizenship Loans), BOO - City of Oakland Municipal Identification Card provides residents with proof of identity and residency	Alameda County EITC Coalition, Bank On Oakland Initiative	1.3A; 6.2H
Job Training/ Employment Placement (19.5%)	Yes	CSBG Grantees: Anew America, Civicorps, Hayward Adult School, La Familia Counseling Services, Soulciety, Vietnamese American Community Center	Alameda County and Oakland Workforce Investment Board, EASTBAY Works	1.1A; 1.1B; 1.1C; 1.2A
Mental/Dental Care (19.5%)	Yes	2-1-1 Referral Services, CSBG Grantee Subcontractor (Soulciety): of La Clinica de la Raza (prior year grantee 2012-2014)	Medi-Cal Eligibility Referral 1-800-698-1118	6.5E

Instructions:

Top Needs: list the top needs from your most recent Needs Assessment

Agency Priority: Enter a Yes or No in the box, to indicate if the need will be addressed directly or indirectly. If the need will not be met please provide explanation in narrative section below.

Description of programs/services/activities: Briefly describe the program, service or activity that your entity will directly provide.

Coordination: If your agency will address the need through coordination, describe what organizations and/or coalitions you will work with to meet the need, including the roles of each party.

National Performance Indicators (NPIs): List the NPIs that correspond with the services/activities

Insert Narrative (Explain why need will not be met.)

--

DOCUMENTATION OF PUBLIC HEARING(S)

California Government Code 12747(b)-(d) requires all eligible entities to conduct a public hearing in conjunction with their CAP. In pursuant with this Article, agencies are to identify all testimony presented by the low-income and identify whether or not the concerns expressed by that testimony are addressed in the CAP.

Provide a narrative description of the agency's public hearing process and methods used to invite the local community to the public hearing(s), and the methods used to gather the information about the low-income community's needs. Examples include: Surveys, public forums, and secondary data collection.

Note: Public hearing(s) shall not be held outside of the service area(s).

Public Hearing Process (Insert Narrative)

Public Hearing

The Alameda County-Oakland Community Action Partnership (AC-OCAP) uses a variety of methods in obtaining public input about identifying community needs and gaps in services. The AC-OCAP Board and staff members participate in various community forums throughout Alameda County. To build upon the leading concerns previously identified by the Alameda County community, a review of community indicators were analyzed to assess the county's well-being and the quality of life of Alameda County's low-income families. To present the findings, the AC-OCAP Administering Board and staff held a public hearing on Monday, June 8, 2015 at 6:00pm to invite the public to review AC-OCAP's proposed two-year plan and solicit public comment. Notices of the public hearing were advertised on the Oakland City Administrator's Weekly Announcements, featured on City of Oakland KTOP television channel, Alameda County Board of Supervisors newsletters, posted at all City of Oakland libraries, disseminated at East Oakland Budget meeting held on May 13, 2015 and over 600 e-mails were sent to elected officials/governing board, community and faith-based organizations, anti-poverty advocates, government agencies, community partners, and current grantees three times. The hearing was also posted on AC-OCAP's website and social media sites.


Below is an example of a diagram that can be used to capture and identify testimony of the low income.


Comment/Concern	Was the concern addressed	If so, indicate the page #	If not, indicate the reason

	in the CAP?		
Job training needs	Yes	32	N/A
Transportation needs in ABC, CA	No	N/A	Due to limited funding, agency meets 50% of the transportation needs in ABC, CA.

Attachments

- Provide a copy of each public hearing notice published in the media.
- Provide a summary of all testimony presented by the low-income population:


HAVE YOUR VOICE HEARD
PUBLIC HEARING
ON POVERTY IN
ALAMEDA COUNTY



MONDAY, JUNE 8, 2015 AT 6PM
OAKLAND CITY HALL
1 FRANK OGAWA PLAZA
HEARING ROOM 3
OAKLAND, CA 94612

Alameda County Oakland Community Action Partnership is seeking input from the community to identify the needs and gaps in services that exist for Alameda County's underserved low-income residents.

A draft copy of the 2016-2017 will be available on the AC-OCAP website two weeks prior to the hearing.

FOR MORE INFORMATION CALL 510-238-2362 OR VISIT WWW.AC-OCAP.COM

AC-OCAP Public Hearing Testimony

Name	Low-Income Representative	Comment/Concerns	Concern Addressed in CAP Plan?	If so, indicate the page #	If not, indicate the reason
Barbara Bernstein		Information and Referral for housing/shelter and other social services	Yes	27,28,49	
Ocie Hall	X	Blight and trash		No	Public Works
John Cortesi		Social Security and Food security	Yes	15,51,52	
Clarissa Doutherd	X	Childcare			Head Start, Alameda County Early Care and Education Planning Council
Laurie Cooper	X	Childcare			Head Start, Alameda County Early Care and Education Planning Council
Kamica Cooper	X	Childcare			Head Start, Alameda County Early Care and Education Planning Council
Clarice Newton	X	Youth (Ages 24+)	Yes	14,18,21-26, 29, 45	
Sherry Montgomery	X	Street Repair			Public Works
Eva Aguilard	X	Seniors	Yes	14, 23, 27	
Betty Lou Wright	X	Disabled			Alameda County Social Services
Judy Jackson	X	Adult Literacy			Alameda County and Oakland libraries,

					Hayward Unified School District
Liz Varela		Housing	Yes	6, 19,20, 43	
Shannon Bowen		Job Training/ Employment	Yes	6, 20, 23-24, 31, 47-49	
Viola Gonzalez		Job Training/Employment	Yes	6, 20, 23-24, 31, 47-49	
Aaron Horner		Job Training/Employment	Yes	6, 20, 23-24, 31, 47-49	
Destiny DeWitt	X	Job Training/Employment	Yes	6, 20, 23-24, 31, 47-49	
Shirley Gee		Immigrant Population; Job Training/Employment	Yes	Immigrants: 14- 15 Housing: 6, 20, 23-24, 31, 47-49	
Veronica Ewing		Job Training/Employment	Yes	6, 20, 23-24, 31, 47-49	
Xiomara Rascon	X	Job Training/Employment	Yes	6, 20, 23-24, 31, 47-49	
Lara Calvert		Seniors	Yes	14, 23, 27	
Carol Johnson		Seniors and Housing	Yes	Seniors: 14, 23, 27 Housing: 6, 19,20, 43	
Leslie Clark	X	Seniors and Housing	Yes	Seniors: 14, 23, 27 Housing: 6, 19,20, 43	
Denise Norman	X	Seniors and Housing	Yes	Seniors: 14, 23, 27 Housing: 6, 19,20, 43	
Jessica Bartholow		Re-entry population and Public Assistance	Yes	Re-entry: 21-23	
Sergio Medina		Youth and Housing	Yes	Youth: 14,18,21- 26, 29, 45 Housing: 6, 19,20, 43	
Gay McDaniel		Families, Housing, and Transportation	Yes	Families: 12-13, 44-48 Housing: 6, 19,20, 43	AC Transit, BART
Joshua Simon		Housing	Yes	6, 19,20, 43	

Public Testimony from the Community on Needs of Alameda County Low-Income Residents.

1. Barbara Bernstein - Eden I&R/211

B. Bernstein stated that 211 is open 24 hours a day, seven days a week. She stated that from the

last 7 months of data (July 2014- May 2015), 211 has received over 45,000 calls in Oakland and over 79,600 calls for referrals. She stated that over 50% of the callers ask for some type of housing, shelter, or permanent and transitional housing. She stated in addition to housing/shelter calls, the top needs of Oakland 211 callers are: Informational Services; legal services; food, individual and family support services; public assistance programs; assistance paying utilities; material goods; substance abuse services; and mental health evaluation and treatment. She stated that 41% of the callers are people living with disabilities and 32% are single mothers with children. She stated that over 50% of the calls are in the City Of Oakland.

2. Ocie Hall – Oakland Citizen

O. Hall stated that there needs to be more of a cleanup in East Oakland. She stated that it is atrocious with trash and the marking on the walls. She stated "Remember that we are somebody. We have hopes and dreams just like everybody else. I want you to keep on loving yourself so we have the capacity to love others, and when the elephant comes in the room it is time for you to pray. Pray like you never prayed before because at that point, God will have you in his arms and God is worthy to be praised and Jesus is the reason for all seasons."

3. John Cortesi – Alameda County Community Food Bank – San Lorenzo Resident

J. Cortesi stated that he was born and raised and has lived in San Lorenzo since 1951. He stated that when he was growing up, Oakland was an industrial City as well as parts of Hayward. He stated that there were trucking businesses and a consistent tax base. He stated that in 1980 the tax base went down. He stated that the main preoccupations for the Alameda County Food Bank are Senate Bills 3 and 23. He stated that in 2009 when the SSI/SSP was cut and the COLA was stopped, so many people were already in the poverty line and pushed into poverty. He stated that they are asking the Governor to increase the SSI/SSP back to where it was in 2009 and reintroduce COLA. He stated that in 2009 the grant compared to the federal poverty level was at 100% and now it is at 90%. He stated that if the COLA was not cut it would be at 106%. He stated that he has been a volunteer and an advocate for the food bank for 6 years and it breaks his heart to see everyone having to struggle to get a portion of the budget so people can have a certain degree of dignity and be well-educated and have food.

4. Clarissa Doutherd – Parent Voices

C. Doutherd stated that as a mother she lost child care subsidies in 2010 for her son. She stated that it was economically and emotionally devastating losing something so central from being so stable and being able to progress in her career. She stated that Parent Voices does state budget advocacy, their organization advocates for affordable quality childcare for low income families primarily through the State budget process. She stated that there are 10,000 families on the Alameda County waitlist and 4,886 are from Oakland outside of Head Start, families that can't access Social Services for various reasons. She stated that these families are not being acknowledged. She stated that these numbers are really high compared to Berkeley where there are 226 children on the waitlist, in Alameda where there are 452 children on the waitlist, or Albany where there are 86 children on the waitlist. She stated that this is primarily affecting people of color.

5. Laurie Cooper – Parent Voices

L. Cooper stated that childcare is really needed such as Head Start. She stated that her grandson just graduated and he can't read passed the third grade and it is not fair that he was passed onto

the next grade. She stated that Head Start and child care is really needed. She stated that she works once, maybe even twice a week with a temp agency because she had to quit her job and help her daughter with childcare for her 5 children. She stated that one of her grandchildren has seizures and has to be at the hospital with him constantly. She stated she is tired of struggling and she wished CAP would consider adding child care to the funding system so the kids would stop being passed to the next grade when they shouldn't be and have them really learn so they won't end up in prison, on the streets, or dead. She would like to break the cycle.

6. Kamica Cooper – Oakland Citizen

K. Coz stated that childcare is very important. She stated that she has a volunteer book club in her home and has 10 children who she helps. She stated that as parents and as a community we should all stick together and put more into the kids since they are our future.

7. Clarice Newton – Knock out the Violence – Oakland Resident

C. Newton stated that she is speaking on behalf of the youth older than 24. She is 31 years old. She stated that there are not that many services for people in her age range. She stated that most services are for under 21 years of age. She stated that a big problem in Oakland is the garbage. She stated that her main concerns are more youth programs are needed and more trash pickups.

8. Sherry Montgomery – Oakland Citizen

S. Montgomery stated that she would like to see some funding allocated to take care of the pothole situation. She stated it is a safety issue for the children, elderly, and disabled. She stated it damages cars. She stated that there are so many young men that can use employment and they should be hired and have them repair the potholes to clean up the neighborhoods. She stated that she found out there is money allocated for maintenance but primarily for the Piedmont and Rockridge areas and the money should be redirected. She stated that she has a petition for the Community Benefits at East Oakland Coliseum City who will be meeting with the developer. She stated that they want to provide signatures to let the developer know that they mean business about the community benefits package and to employ community residents and also to look out for low income housing.

9. Eva Aguillard – United Seniors of Alameda County – Oakland Citizen

E. Aguillard stated that she sat on the CAP board and three terms on the Mayor's Commission on persons with disabilities. She stated that she is an Oakland resident and homeowner since 1963 and she adopts a block. She stated that she has adopted 6 blocks from International Blvd. on 78th and 79th Avenue and Holly. She stated that she is legally blind and a two time cancer survivor and is 79 years old. She stated that churches should be held responsible for their block. She stated that the liquor and candy stores should be accountable, get the streets fixed and the senior centers fixed. She stated that she is a volunteer at the senior centers since 1968. She stated that all young people and older people should be entrepreneurs and need to learn a craft to be self-sustained and not to beg in the streets. She stated that people need to learn how to pick up the phone and report issues; she stated she receives many calls at all hours of the day and night. She stated that she is also part of the United Seniors of Alameda County and has worked with Supervisor Nate Miley for 19 years. She stated that you have to talk to people with the money to have things cleaned up.

10. Bettye Lou Wright – Oakland Housing Authority Volunteer

B. Wright stated that East Bay Paratransit Services charges a minimum of \$4, up to \$10 per trip, depending on the distance. She stated that most seniors try to schedule 3-4 errands per day, but it

does not work out with East Bay Paratransit. She stated that she spent \$42 one day going to 4 places and for 2 of the places she was picked up three hours late . She stated that \$42 coming out of a fixed income is not easy. She stated there is Taxi Up and Go but those services were cut down to only two rides per year. She stated that she is very dissatisfied because she spoke to a driver who has stated that in Council member Desley Brooks district, the residents are still being serviced by Taxi Up and Go with more than two rides per year. She stated that something needs to be done and Taxi Up and Go is needed. She stated that she has used Taxi Up and Go for 4-5 errands without any interruption or 3-4 hour wait. She stated that the other issue is the City Streets, the intersections are not good for pedestrians. She stated that she has been in a wheelchair for three years. She stated that she has had to replace her wheelchair wheels 5 times due to the potholes and the large cracks in the pavement which eat up the wheels. She stated that Medicare does not cover this. She stated it is expensive especially for someone on a fixed income. She is asking for some support such as sending letters to the City of Oakland Street Department to get the potholes repaired. She stated that she sees so many young people on the streets, loitering, and they should be given an incentive, pay them to clean up the trash, young people need to be motivated.

11. Judy Jackson – Berkeley Resident

J. Jackson stated she lives in Berkeley. She stated that 61% of people in very low income neighborhoods do not read above third grade level. She stated she went to Berkeley READS where they train about 60 volunteers to tutor the 150 people they receive to teach to read each year. She stated that she then went to the Oakland library and they also train 60 volunteers to teach the 150 people they receive each year to read. She stated it takes a sixth grade level to read a want ad in the newspaper. She stated she went to Sacramento to talk about SSI/SSP because 54,000 people in Alameda County are receiving SSI/SSP at the 2008 level. She stated she would like to encourage seniors to become volunteers to help people learn how to read.

12. Liz Varela – Building Futures with Women and Children

L. Varela stated that Building Futures is based in San Leandro and is one of AC-OCAP's funded agencies. She stated that they have 2 homeless shelters and one battered women shelter. She stated that they strive to end homelessness and provide shelter, domestic violence services, and housing services. She stated that they were very close to losing one of their shelters due to funding. She stated that shelters have fixed costs. She stated that their clients are facing gentrification in Oakland. She stated when they move clients from a shelter to permanent housing it is primarily in Oakland but with the change in rent costs, they are being moved to Stockton, Antioch, far away cities with lower rental costs. She stated that it is good for some people to move away and start fresh but for some people who have family, medical, and other services near Oakland it can be devastating to move so far away. She stated that they are able to provide housing vouchers. She stated that there are many large families living in cars due to not being able to get hotel vouchers because their family is too large and don't fit in a traditional shelter. She stated that a new service that they are providing this year is for male domestic violence survivors.

13. Shannon Bowen – Civicorps

S. Bowen stated that Civicorps is located in West Oakland and is one of AC-OCAP's grantees. She stated they work with disconnected youth ages 18-26. She stated that they help the youth get their high school diploma, paid job training, trauma case counseling, and into college and careers. She stated that 30% of their clients are from the re-entry community and 30% are single parents who

need to get educated and get their first job. She stated that they are working on the next step, after receiving their high school diploma which is post-secondary education and internships to give industry certifications to give them careers with upward mobility. She stated that according to their data, many of their students are getting their high school diploma, getting into college, and testing into remedial classes, meaning that they take years of college courses without getting any college credit. She stated that they are now partnering with the Peralta Colleges to do college prep courses in their school so that when they graduate they test out of remedial and earn college credits.

14. Viola Gonzalez – Anew America

V. Gonzalez stated that Anew America helps people create their own jobs. She stated that 30% of their workforce are people who have created their own jobs. She stated that she has lived in Oakland for 36 years and this trend is growing where 50% of the workforce will be people who create their own jobs. She stated that they work with low-income families. She stated with AC-OCAP's support they are targeting low-income residents with microenterprise wrap around services. She stated that a microenterprise is a business of 5 or less employees. She stated that 70% are single and 30% are more than one person. She stated that 6 out of 10 people are women because they are taking care of children, elders, and trying to balance their lives. She stated that they start with 45 hours of financial education training and help them develop a household budget. She stated they also try to have peer lending circles and try to connect them with other services such as Individual Development Accounts (IDA) and low interest loans. She stated that partnerships are important because many people need their GED's, learn to read and write, learn English, and adult education skills. She stated that child care is a support tool that is available but there may not be enough money to support this program. She stated that they also process income tax returns, where the average income was \$17,000.00.

15. Aaron Horner – Soulciety

A. Horner stated that AC-OCAP funds are used for their 5-month Emergency Medical Technician (EMT) program and introduced D. Dewitt who just graduated from this program.

16. Destiny Dewitt – Soulciety Client

D. Dewitt stated that she is from the Ashland/Cherryland community. She stated that Soulciety is located at the REACH Center that offers youth ages 11-24 resources for job opportunities and a safe place to be. She explained what an EMT does and stated that she was the valedictorian for her class. She stated that within the Ashland/Cherryland community there is a lot of poverty where many minorities who don't get many opportunities. She stated that the EMT program has offered her a chance for a career in the medical field. She stated that she would love to see more youth and minorities in the emergency medical services field. She stated that in two weeks she will be taking the national registry so she can be a licensed EMT.

17. Shirley Gee – Vietnamese American Community Center of the East Bay

S. Gee stated that there are poor Asians in the City of Oakland and she serves this community. She stated that for the last 30 years she's politically advocated for vulnerable communities. She stated that she chose the Southeast Asian community because they are among the poorest within the Asian community. She stated that many of the refugee camps have closed and they have come to the United States to the east or west coast. She stated that 30% are unemployed in the Vietnamese community and 60% are unemployed in the Burmese Community. She stated that she herself has

been an immigrant during a time where there weren't any safety nets. She stated that the Vietnamese American Community Center has been the center of choice for the Southeast Asians in East Oakland. She stated that this center was created where everybody can come who has language limitations and get services. She stated that many of the refugees/immigrants have multi-generational households where they provide basic need services such as food security, jobs, and housing. She stated that they try to give them a basic job to have them become dependent on themselves and less dependent on public services. She stated that they have been trying to change the dynamics on the employment side to have employers hire people with language limitations as teams, have one person on a team who can speak some English and bilingual to bring a crew with them who do not have to necessarily speak English. She stated that they have been successful in placing these teams in maid services, Walmart, candy manufacturing, and assembly lines.

18. Veronica Ewing - Hayward Unified School District/The Hayward Center for Education and Careers

V. Ewing stated that they serve the Central County of Alameda, youth 16-21 and 90% of their youth are disconnected meaning they are unemployed and not in school. She stated that their goal is to get them educated and trained in a career. She stated that AC-OCAP funding is going towards their youth internship program.

19. Xiomara Rascon – Hayward Unified School District/The Hayward Center for Education and Careers Client

X. Rascon stated she was a disconnected youth and when she joined the program last year she automatically got on her feet by being encouraged to attend Chabot College as soon as she received her GED. She stated that thanks to this program she is networking in her community. She stated that they are currently partnering with the Urban Strategies Council, Voices of Youth to figure out how to get disconnected youth educated and employed. She stated by the end of this year she will be certified for informational technology.

20. Lara Calvert – Spectrum Community Services

L. Calvert stated that people often dream of working, retiring someday, having a nice retirement, living until 100 years of age and dying peacefully in their sleep. Unfortunately, this dream does not happen. She stated that many of their seniors have worked hard all their lives and if they haven't worked at the same job for a while, they have no pension, but even if there is a small pension and social security they are still barely over the poverty line. She stated that many of the seniors have failing health and are struggling with how much money they have and start cutting back. She stated that the three biggest risk factors for seniors are poor nutrition, health, and isolation. She stated that Spectrum Community Services serves seniors in Alameda County and low-income families and feed seniors from Newark to North Oakland Senior Center, St. Mary's Center, and the Vietnamese Center through their senior meals program, Meals on Wheels, and she stated that the need is growing. She also stated that St. Mary's offers fall prevention classes which are underfunded. She stated that everyone wants to feel good and stay healthy.

21. Carol Johnson – St. Mary's Center

C. Johnson stated that St. Mary's serves over 100 seniors and AC-OCAP funding helps with the emergency winter shelter that serves over 100 people from December 2014- April 2015 and their two transitional houses. She asked the board to please join the Alameda County Food Bank and

other organizations to support the SSI/SSP legislation. She stated that most of the people who come to St. Mary's Center are on SSI if they are lucky and that 93% of the poverty line is struggling for housing. She stated that they are desperate for housing for extremely low income people and the SSI/SSP issue must be raised.

22. Leslie Clark – St. Mary's Center -Client

L. Clark stated that his situation of becoming homeless was very abrupt and affected him physically and emotionally. He stated that it almost pushed him over the edge. He stated that he is a veteran from the Vietnam War with three different cancers. He stated that his homelessness gave him a unique experience. It gave him an understanding on how people can become homeless through no fault of their own or by some mishap that happened in their life. He stated that becoming homeless and dealing with his health issues, he would like to help someone else because homelessness can happen to anyone. He stated that he is now a better person due to this experience.

23. Denise Norman – St. Mary's Center - Client

D. Norman went to St. Mary's when her husband passed away. She stated that St. Mary's has helped get her income back through SSI. She stated that she is in transitional housing and completing applications for housing, but even with income the rents are too high. She stated that in her transitional housing they all do their chores and cook their own dinner. She stated that the job market does not offer too much employment for people over 55 years of age.

24. Jessica Bartholow – Western Center for Law & Poverty

J. Bartholow stated that she has been an Alameda County resident for many years who now lives in San Leandro and attended St. Mary's college on a full scholarship. She stated that in her first year of college her family was homeless who lived in trailer, her sister, brother in law, her mother and her disabled veteran father. She stated that she is now in Sacramento representing the Western Center for Law & Poverty. She stated that she is taking notes on the speakers to take back to Sacramento to help them learn what the priorities in the community are. She stated that they have worked on a campaign with the Alameda County Food Bank to repeal the lifetime ban for people with prior drug felony convictions from receiving CalWORKs and CalFresh. She stated that Assembly member Dave Skinner and Senator Loni Hancock were a big part of this campaign. She stated that this not only brings families extra support with cash assistance but it is an avenue to employment and training. She also stated that once they are eligible for CalFresh they are also eligible for a 50/50 match fund, uncapped through the federal government to support employment and training. She stated that this is giving people the opportunity to prevent drug addiction and time in jail and reinvest the justice money. She stated that she would like the communities to work with the department of social services to turn the \$4 million into \$8 million to invest in employment and training. She stated that are hoping to have an investment in SSI and repeal the maximum family grant which is a cap on welfare children born into a welfare home that currently impacts 140 kids of color.

25. Sergio Medina – Covenant House

S. Medina stated that they are located in Jack London Square and each year they serve 150 transitional youth ages 18-24. He stated for every 150 youth they serve, they also turn away 150 youth. He asked the board to think about where they go when they are turned away: What are they compromising? Are they exploited? Are they begging? He stated that they provide health,

medical, mental health, education, employment, and financial education. He stated that the board is always welcome to visit their facility.

26. Gay McDaniel – Family Emergency Shelter Coalition

G. McDaniel stated that they serve families with children. She stated that most of these families are extremely low income. She stated that these families are very tenacious and find their way to permanent housing. She stated that they face many issues. She stated that they are the only shelter that serves two parent families, single moms, single dads, and families with teens. They also provide transitional, permanent housing, and rapid housing. She stated they also offer mental health services and children services, she stated that 50% of the children are under the age of 5. She stated that they serve over 100 families per year, over 300 people. She stated that they are primarily in Hayward, the Ashland/Cherry land communities. She stated that their wait list is 35-40 families with a 90 day wait to get into a shelter. She stated that there is a very long wait list to get childcare as well. She stated that in order to work, child care is needed. She stated that transportation is also an issue. She stated that these are factors in getting a decent job with decent hours. She stated that they are a new recipient of AC-OCAP funding.

27. Joshua Simon – East Bay Asian Local Development Corporation (EBALDC)

J. Simon stated that he has been with EBALDC since 1994. He stated that they look at issues on affordable housing. He stated that they serve 7,000 people per year, 50% are residents in the area and the other 50% are residents in other areas. He stated that over the last two years they have been reviewing their alignment with other organizations do their residents have the most opportunities. He stated that the family resource center is a critical piece where they bring parents together to talk about parenting. He stated that the Lions Creek Crossings is all new with 567 apartments around a 5-acre park. He stated that it is very important to build relationships with the families and connecting families to the family resource center. He stated that in 2014 they provided income tax services where they served 1,800 and returned 2.5 million to the community. He asked the board to keep in mind Assembly Bills 35 and 1335 which is new money for affordable housing. He stated that he is concerned that this is the beginning of an affordable housing crisis, he stated that a way has to be found to bring back the resources to the community.

FEDERAL ASSURANCES

Public Law 105-285 establishes programmatic assurances for the State and eligible entities as a condition of receiving CSBG funds. Provide a detailed narrative describing the activities your agency will conduct that will enable low-income families and individuals to achieve the programmatic purposes listed below. **(Federal Assurances can be found on Public Law pages 2736-2739)**

1. Programmatic Purposes

(A) to support activities that are designed to assist low-income families and individuals, including families and individuals receiving assistance under part A of Title IV of the Social Security Act (42 U.S.C. 601 et seq.), homeless families and individuals, migrant or seasonal farm workers and elderly low-income individuals and families, and a description of how such activities will enable the families and individuals—

(i) to remove obstacles and solve problems that block the achievement of self-sufficiency, (including self-sufficiency for families and individuals who are attempting to transition off a State program carried out under part A of title IV of the Social Security Act);

In collaboration with other anti-poverty programs, the AC-OCAP Board continues to monitor legislation and advocate for policies that remove barriers and supports community and economic development, promoting new and innovative opportunities for Alameda County's low-income community. AC-OCAP's current funded programs provide Alameda County's low-income community with access to an array of services such as job preparation, education, training, and employment placement, eviction defense, temporary and transitional housing, and other essential services. The suite of financial programs that AC-OCAP is involved in, such as the EITC campaign, Bank on Oakland, and participation in the Alameda County Community Asset Network demonstrates that AC-OCAP recognizes the need for financial empowerment and the ability to leverage low-income dollars. These programs provide the community with free financial education, banking services, workshops, access to credit scores, and financial resources.

(ii) secure and retain meaningful employment;

AC-OCAP will continue to fund programs to help Alameda County's low-income community secure and retain meaningful employment and provide wraparound services that include life skills training, educational enhancement, improves literacy skills, vocational training, job search and resume building, job placement assistance, case management services and mentoring so families and

individuals can obtain economic security through meaningful employment. AC-OCAP is dedicated to supporting employment and training programs that create pathways for economic security for Alameda County's low-income community. Representatives from AC-OCAP continue to serve on the Oakland and Alameda County Workforce Investment Board (WIB).

(iii) attain an adequate education, with particular attention toward improving literacy skills of low-income families in the communities involved, which may include carrying out family literacy initiatives;

AC-OCAP continues to support Head Start and programs that assist Alameda County's low-income population in improving literacy skills.

(iv) make better use of available income;

AC-OCAP supports neighborhood banking services to low-income individuals who are historically un-banked through Bank on Oakland; supports microbusiness incubation; free tax preparation for EITC through Earn It Keep It Save It and year round financial literacy training, education, and credit counseling.

(v) obtain and maintain adequate housing and a suitable living environment;

AC-OCAP provides housing assistance and temporary/transitional shelter along with wraparound services to ensure that Alameda County's low-income families and individuals and families are supported beyond their housing needs.

(vi) obtain emergency assistance through loans, grants or other means to meet immediate and urgent family and individual needs; and

AC-OCAP supports and refer individuals and families to programs that assist Alameda County's low-income population in accessing emergency rental housing and the Spectrum Low-Income Home Energy Assistance Program (LIHEAP) to address urgent family and individual needs.

(vii) achieve greater participation in the affairs of the communities involved, including the development of public and private grassroots partnerships with local law enforcement agencies, local housing authorities, private foundations, and other public and private partners to;

(l) document best practices based on successful grassroots intervention in urban areas, to develop methodologies for widespread replication; and;

AC-OCAP participates in the various meetings and conferences around

comprehensive support such as, California Endowment, Workforce Investment Board, United Way of the Bay Area: Alameda County Earned Income Tax Credit Campaign, Oakland Unite (Measure Z: Violence Prevention and Public Safety Act), Oakland Housing Authority, Alameda County Department of Social Services: Affordable Care Act enrollment, Alameda County Community Food Bank: Food stamps outreach, Bank on Oakland, and other local initiatives. In addition, AC-OCAP, sponsors community forums and film series that address income inequality and other issues that concern the welfare of low-income individuals and families. These events encourage partnerships among community-based organizations, advocates, government, elected officials, and financial institutions in an effort to provide low-income participants with direct access to resources.

(II) strengthen and improve relationships with local law enforcement agencies, which may include participation in activities such as neighborhood or community policing efforts;

AC-OCAP supports Cease Fire and Oakland Unite, the City of Oakland's violence prevention program which plays a pivotal and active role in engaging youth, the re-entry population, and the community at large.

2. Youth

(B) To address the needs of youth in low-income communities through youth development programs that support the primary role of the family, give priority to the prevention of youth problems and crime, and promote increased community coordination and collaboration in meeting the needs of youth, and support development and expansion of innovative community-based youth development programs that have demonstrated success in preventing or reducing youth crime, such as—

(i) programs for the establishment of violence-free zones that would involve youth development and intervention models (such as models involving youth mediation, youth mentoring, life skills training, job creation, and entrepreneurship programs); and

AC-OCAP has and continues to serve as an instrumental partner/funder for services for young adults between the ages of 16- 26, to participate in violence prevention, re-entry, education and training and transitional housing programs. In addition, AC-OCAP funds local agencies that directly address the needs of the growing number of homeless/emancipated foster youth. These programs focus on services for youth in and after school, which include counseling, job training, academic support, and mentoring.

(ii) after-school childcare programs

Programming for after-school hours is a significant part of AC-OCAP's partnership programming. The goals of these programs and services are to keep kids safe, connect with caring adults, and improve community and youth development. Through the 21st Century Community Learning Center and the state's After School Education and Safety Program grants, Alameda County's 4/SPAN Afterschool Programs provides training and technical assistance to afterschool programs. In addition, the REACH Ashland Youth Center in the low-income area of Ashland offers a space for recreation, visual arts, physical fitness, and individual support.

Oakland Fund for Children and Youth is a \$9 million voter approved measure for children and youth programs. Half of the funds go toward School-based after school programming. (<http://www.ofcy.org/funded-programs/>)

The Hayward Promise Neighborhood was created as another model of engagement for afterschool hours for youth to address the challenges of poverty, crime, and low academic achievement in the South Hayward.

3. Coordination

(C)To make more effective use of, and to coordinate with, other programs (including State welfare reform efforts)

AC-OCAP's Board and staff continues to expand its collaboration with other programs to effectively coordinate and maximize the level of access and services made available to Alameda County's low-income community, especially General Assistance and Temporary Aid to Needy Families (TANF) population.

4. Emergency Food and Nutrition

Describe how your agency will provide emergency supplies and services, nutritious foods, and related services to counteract conditions of starvation and malnutrition among low-income individuals.

AC-OCAP continues to support local programs such as the Alameda County Community Food Bank's food stamp enrollment program, Oakland Summer Lunch Program, access to healthy food, emergency food services and other nutritional programs that assist in counteracting the conditions of starvation, malnutrition and food insecurity. In addition, AC-OCAP, in collaboration with Oakland's Community Housing Services Department, sponsors an annual Thanksgiving Dinner that provides over 2,000 meals to the low-income community.

5. Employment and Training

Describe how your agency will coordinate with, and establish linkages between, governmental and other social services programs to assure the effective delivery of services and avoid duplication; and describe coordination of employment and training activities under the Workforce Investment Act of 1998.

AC-OCAP will continue to serve on the Alameda County and Oakland Workforce Investment Board and collaborate with Oakland's Private Industry Council, local Chamber of Commerce, community colleges, and other organizations to address employment and job training needs of Alameda County's low-income community. In addition, AC-OCAP's continues to foster collaboration among these programs to ensure the availability of services is effectively executed in order to minimize duplication of efforts.

6. Low-Income Home Energy Assistance

Describe how your agency will ensure coordination between antipoverty programs in each community in the State, and ensure, where appropriate, that the emergency energy crisis intervention programs under title XXVI (relating to low-income home energy assistance) are conducted in the community.

AC-OCAP will continue to increase its efforts to work with other anti-poverty programs in the Alameda County. Continued efforts will be directed towards public education campaigns, information and referrals for Spectrum Community Services: Low Income Home Energy Assistance Program (LIHEAP) and other resources that will help families reduce their costs and/or conserve energy. Outreach measures include providing information about low-cost energy programs through the utilization of the AC-OCAP line/website, 211 and free public events.

7. Faith-Based Organizations, Charitable Groups, and Community Organization Partnerships

Describe how your agency will to the maximum extent possible, coordinate programs with and form partnerships with other organizations serving low-income residents of the communities and members of the groups served by the State, including religious organizations, charitable groups, and community organizations.

AC-OCAP will continue to increase its efforts to coordinate programs and establish partnerships with community organizations and charitable groups serving Alameda County's low-income populations in order to address needs not otherwise addressed in the community and foster community revitalization. AC-OCAP has partnered with other entities in coordinated food stamp outreach, increases health care access through Affordable Care Act enrollment, providing financial literacy/asset support, and activities for employment, education and job training with partners such as

the Alameda County Social Services Agency, Oakland and Alameda County Workforce Investment Board, Private Industry Council, United Way of the Bay Area, California Endowment, and other various agencies.

8. Establishment of Procedures for Adequate Board Representation

Describe your agency's procedures for establishing adequate board representation under which a low-income individual, community organization, religious organization, or representative of low-income individuals that considers its organization, or low-income individuals, to be inadequately represented on the board (or other mechanism).

AC-OCAP regularly reviews its by-laws to ensure that appointments, terms of office and selection criteria allow for adequate representation. AC-OCAP also has an established procedure that allows the community-at-large to address inadequate representation on the board, if applicable. AC-OCAP low-income board members are democratically elected/selected through a petition/application process and are required to reside in the area served.

9. Participation in ROMA, or Alternative System for Measuring Performance

Does your agency participate in ROMA? Yes No

Describe how your agency addresses ROMA or another performance measure system which the Secretary facilitated development pursuant to section 678E(b), or an alternative system for measuring performance and results that meets the requirements of that section, and a description of outcome measures to be used to measure eligible entity performance in promoting self-sufficiency, family stability, and community revitalization.

AC-OCAP will continue to participate in the Results Oriented Management and Accountability (ROMA) or other performance measurement system to ensure compliance with data collection requirements. ROMA is used as a monitoring tool to measure the outcomes and AC-OCAP's performance in promoting self-sufficiency, family stability, and community revitalization.

10. Cost and Accounting Standards

Describe how your agency will ensure that cost and accounting standards of the Office of Management and Budget apply to a recipient of the funds.

AC-OCAP's cost and accounting practices are consistent with the standards set forth by the Office of Management and Budget. The City of Oakland, which includes the Human Services Department's Community Action Partnership, contracts with an outside CPA firm to conduct an annual audit of the City.

11. Service Delivery System

Provide a description of your agency's service delivery system, for services provided or coordinated with CSBG funds targeted to low-income individuals and families in communities within the State.

AC-OCAP administers a Request for Partnership (RFP) funding process to solicit outcome based programs and services to leverage the existing service delivery system for Alameda County's low-income residents that focus on building self-sufficiency in the areas of Job Training, Education and Employment; Community/ Economic Development; and Supportive Services. The selected AC-OCAP contracted agencies represent a unique Community Economic Opportunity (CEO) network of anti-poverty service providers working collectively to improve self-sufficiency among Alameda County's low-income community.

12. Linkages

Describe how linkages will be developed to fill identified gaps in services, through the provision of information, referrals, case management, and follow-up consultations.

AC-OCAP has established relationships with government agencies, community-based organizations, and private groups to assist Alameda County's low-income community in meeting their needs. AC-OCAP's information and referral network includes the Oakland Assistance Center, Eden Information and Referral Agency: 211, Catholic Charities, AC-OCAP General Line/website, and a host of local community partners dedicated to meeting the needs of Alameda County's low-income community.

13. Funds Coordination

Describe how CSBG funds will be coordinated with other public and private resources.

AC-OCAP will continue to coordinate and mobilize public and private resources to maximize the leveraging capability of CSBG funds as a public community action agency.

14. Innovative Community and Neighborhood Initiatives (Including Fatherhood/Parental Responsibility)

Describe how your agency will use funds to support innovative community and neighborhood-based initiatives related to the purposes of this subtitle which may include fatherhood and other initiatives with the goal of strengthening families and encouraging parental responsibility.

AC-OCAP serves as the incubator for supporting new and innovative community and neighborhood-based initiatives. In addition, we will continue to collaborate with Head Start and Early Head Start to help strengthen families.

STATE ASSURANCES

California State Law establishes assurances for the State and eligible entities. Provide narrative descriptions of how your agency is meeting each assurance.

California Government Code 12747 (a): Community action plans shall provide for the contingency of reduced federal funding.

In our continuous effort to plan and respond to reduced federal funding, AC-OCAP will continue, as part of its infrastructure and governance, to implement and revise its fund development plan. Since AC-OCAP is embedded within the City of Oakland's Department of Human Services, AC-OCAP uses its funding to leverage additional programming and services specifically aimed at addressing the identified needs and gaps in services that impact Alameda County's low-income population. As part of this comprehensive strategy, AC-OCAP will continue to seek opportunities to collaborate with other organizations and agencies in order to leverage existing funds, expand capacity, and increase efficiencies of the programs and services provided to Alameda County's low-income communities.

California Government Code § 12760: Community action agencies funded under this article shall coordinate their plans and activities with other eligible entities funded under Articles 7 (commencing with Section 12765) and 8 (commencing with Section 12770) that serve any part of their communities, so that funds are not used to duplicate particular services to the same beneficiaries and plans and policies affecting all grantees under this chapter are shaped, to the extent possible, so as to be equitable and beneficial to all community agencies and the populations they serve.

As a public agency, AC-OCAP is aware of services funded by other local and state funders within Alameda County. As an additional safeguard, AC-OCAP's Request for Partnership (RFP) funding application requires potential partners to identify all other sources of funding and grants secured to ensure equity and efficiency of services delivered to Alameda County's low-income community. The Community Economic Opportunity Network is a network of partners that are working together to end poverty in Alameda County. AC-OCAP, through its collaborations and relationship with the County Board of Supervisors, City Council, and Mayor's office, serves as the liaison for the major initiatives specifically targeted at helping Alameda County's low-income population attain a level of self-sufficiency

such as Bank on Oakland and the Alameda County Earned Income Tax Credit (EITC) Campaign.

California Government Code §12768: Migrant and Seasonal Farmworker (MSFW) entities funded by the department shall coordinate their plans and activities with other eligible entities funded by the department to avoid duplication of services and to maximize services for all eligible beneficiaries. If you are not an MSFW, write "not applicable".

Not Applicable

INDIVIDUAL AND COMMUNITY ELIGIBILITY REQUIREMENTS

Describe how your agency verifies participant income eligibility:

- Pay Stubs
- Social Security Award Letters
- Bank Statements
- Tax Statements
- Zero-income Statements
- Unemployment Insurance Letters
- Qualification for other need-based program, describe

During the programs' client intake process, participants are screened in order to determine if their income meets the eligible federal poverty guidelines by providing proof of income in the form of pay stubs, public assistance statements (i.e. Social Security Income, CalWorks, or CalFresh award letter), tax returns or W-2s. Documentation of proof of legal ability to work include a social security card and Identification for employment based programs.

Other, describe:

Income eligibility for general/short term services: For services with limited in-take procedures (where individual income verification is not possible or practical), describe how your agency

generally verifies income eligibility for services? An example of these services is emergency food assistance.

AC-OCAP partners with organizations like the Alameda County Community Food Bank, and local shelters that work with individuals and families that have minimal income or below the poverty level. Services are provided in high poverty areas/census tracts.

Community-targeted services: For services that provide a community-wide benefit (e.g. development of community assets/facilities; building partnerships with other organizations), describe how your agency ensures the services target low-income communities?

AC-OCAP focuses its efforts in neighborhoods that experience high concentrations of poverty. AC-OCAP partners with organizations that have a history in working with low-income residents and are located in the neighborhood or have outreach and access to the community. This place-based strategy ensures that low-income residents are targeted and benefit from community-wide investments.

MONITORING AND EVALUATION

CSBG eligible entities are required to be actively involved in the evaluation of your community action programs. Provide a narrative description of the specific method(s) of evaluation, frequency, and monitoring conducted that ensures high standards of program and fiscal performance.

1. Describe your methods for evaluating programs and services.

Monitoring is an on-going process of evaluating the programmatic and fiscal compliance amongst the agencies/programs with which AC-OCAP contracts. The purpose of the monitoring process described in this section of the plan is to assure that programs and services are being operated in accordance with the Community Action Plan and as specified in each city approved contract. Monitoring also serves as a means for identifying program challenges early on and taking the necessary corrective action. Evaluation is intended to help determine what programs work and why they work in order to identify best practices. In essence, the AC-OCAP Board and staff will continue to review and assess information documented in reports submitted by contractors and pose questions such as:

- **Is the accounting system appropriate for the grant and agency?**
- **Is staffing capacity adequate to provide quality services?**
- **Who are the collaborating partners?**
- **Is the agency documenting participant household eligibility per federal poverty level guidelines and residency?**
- **What challenges or problems have been encountered by the agency in**

implementing the AC-OCAP contract?

Alameda County-Oakland Community Action Plan includes a comprehensive monitoring and evaluation plan with a strong emphasis on fiscal and program accountability. Overall, AC-OCAP's evaluation plan is designed to gauge the progress of clients and identify successful programs that are effective in moving Alameda County's low-income residents toward self-sufficiency.

In addition, AC-OCAP's grantees conduct a customer satisfaction survey from their clients to evaluate their performance. AC-OCAP captures this information in its Request for Proposal application, CSBG Progress Reports, and through survey monkey. AC-OCAP plans to collect surveys from grantees to better understand their customer satisfaction/evaluation process (Organizational Standard 6.4).

2. Describe the frequency of evaluations conducted.

Throughout the contract period staff conducts an agency risk assessment and visits contractors to evaluate contract compliance through observation, interview, and verification of records. Site visits occur at any time during the two year contract period. An overall compliance review provides an assessment of data collected and determines compliance with provisions contained within the contract. The review provides an overview of individual project achievement(s) and is designed to address accountability and provide useful feedback.

3. Describe specific monitoring activities and how they are related to establishing and maintaining the integrity of the CSBG program.

Monitoring tools developed by AC-OCAP staff ensures timely progress with the work plan, prudent expenditure of funds, and compliance with contract conditions. Expenditures of City operated programs are monitored through the City's Financial Management System; financial reports include copies of relevant documentation (e.g. payroll registers, invoices, etc.), and are reviewed by AC-OCAP's fiscal personnel bimonthly. Each funded ACOCAP program is required to: 1) complete a desk audit; 2) submit a midyear progress report that provides grantees an opportunity to share program accomplishments, collaborations, other related issues, and demographic data; 3) complete a detailed annual end of the year progress report as it pertains to the agency's scope of work and demographic data; and 4) make an annual presentation with program recipients to provide a program update and highlight achieved outcomes. Presentations made by AC-OCAP grantees enhance the program's accountability to the AC-OCAP Administering Board.

DATA COLLECTION

The success of the CSBG Network relies heavily on the quality and relevance of data collected on individuals and families served. To comply with the requirements set forth by OCS with the State and Federal Accountability Measures, provide a narrative description on your agency's data collection and reporting process. Explain how your agency ensures accurate data is collected and reported on ALL agency activities, not just CSBG funded activities. Describe the system(s) your agency has in place to ensure accuracy, and review the data prior to submission to the State, and how the data is used, analyzed and acted on to improve agency programs and services.

Describe the data collection process.

Funded grantees gather and track client data based on their Scope of Work outcomes and goals. This information is then reported to AC-OCAP for mid-year and annual reporting periods.

Describe the data reporting process.

Grant funded organizations share their program summary, outcomes, accomplishments to-date, case studies, collaborations, and other related issues on the Mid-Year and Annual Progress Reports. Unduplicated demographic data is reported on the Community Services and Development (CSD) 295 Client Characteristic Report (CCR). AC-OCAP is planning to implement its on line reporting database in the fall of 2015.

Describe how the data is used, analyzed and acted on to improve agency programs and services.

The data provides AC-OCAP a measure of organizations' progress towards their overall outcomes. It can also indicate the need for more services in a community or a specific need that may not be as evident within a demographic report but with a progress report.

CSBG/NATIONAL PERFORMANCE INDICATORS (NPI) CAP PROJECTIONS (CSD 801)

The National Performance Indicators (NPI) were created collaboratively within the CSBG Network to enable the more than 1,000 Community Action Agencies in 52 States and territories to present a more uniform and coherent national picture of the work and accomplishments. This reporting process is an important component of the broader CSBG initiative to use results-focused management principles to strengthen the entire CSBG Network.

The NPIs contains 16 broad outcome measures or indicators that will capture the universal accomplishments of the various local and state CSBG agencies in our Community Services Network. The indicators are crucial in telling the story of what community action accomplishes as a national Network. At the same time, these indicators have been designed to evaluate performance of community action in assessing the needs of our communities and to address poverty alleviation in a comprehensive way.

As part of the CAP process, each agency is asked to review and identify the appropriate National Performance Indicators, and develop two years of projections/goals and strategies. These National Performance Indicators were developed using the six National Goals and Outcome Measures.

The CSBG/NPI CAP Projections (CSD 801 CAP) will be monitored and evaluated by CSD Field Operations Representatives.

1. To access the CSBG/NPI CAP Projections (CSD 801 CAP) visit the CSD Provider's Website at <http://providers.csd.ca.gov/CSBG> under the tab "Forms".
2. When complete, save the Excel spreadsheets and include the workbook as an attachment to the CAP.

Helpful resources to complete the CSBG NPI CAP Projections (CSD 801) are the CSBG Information System (IS) Instruction Manual for National Performance Indicators (NPI) and the NASCSP Targeting Field Manual.

2016-2017 CSBG/NPI CAP Projections

Contractor Name: City of Oakland, Department of Human Services (AC-OCAP)
 Contact Person and Title: Estelle Clemons, AC-OCAP Program Director
 Phone Number: 510-238-3597 Ext. Number: _____
 E-mail Address: eclemons@oaklandnet.com Fax Number: _____

Goal 1: Low-income people become more self-sufficient.

NPI 1.1: Employment

Problem Statement: (If additional space is needed, please attach a separate sheet.)

Poverty in the Bay Area continues to be prevalent. According to the 2009-2013 American Community Survey (ACS), the poverty rate in Alameda County is 12.5% (188,501), a slight decrease from 2010 at 13.5% (200,498). In Oakland, the poverty rate is 20.5% (80,274), down from 22.3% (86,682) in 2010. In 2013, the California Employment Development Department (EDD) estimated that the countywide unemployment rate was 7.4% (57,000) with rates as high as 11% (22,958) in certain areas such as the City of Oakland.

Program Activities and Delivery Strategies: (If additional space is needed, please attach a separate sheet.)

AC-OCAP will provide comprehensive services for employment readiness and job placement for homeless, refugees, at-risk youth and other low-income individuals. AC-OCAP will focus its efforts on low-income new Americans (new citizens, refugees and immigrants), women, communities of color, and young. Program strategies include education, mentoring, job readiness, occupational training and employment placement. Job Placement: Anew America (10), Civicorps (35), La Familia (37), HUSD (46), Soulciety (10), Vietnamese American Community Center (10). Maintain a job: Civicorps (30), La Familia (15). Increase benefits: Civicorps (30), EBALDC (11).

National Performance <u>Indicator 1.1</u>	CAP 2 YEAR PROJECTIONS	
Employment	Number of Participants Expected to Achieve Outcome (#)	
The number and percentage of low-income participants who get a job or become self-employed, as a result of Community Action Assistance, as measured by one or more of the following:	2016	2017
A. Unemployed and obtained a job	148	148
B. Employed and maintained a job for a least 90 days	45	45
C. Employed and obtained an increase in employment income and/or benefits	41	41
D. Achieved "living wage" employment and/or benefits		

In the rows below, please include any additional indicators for NPI 1.1 that were not captured above.

--	--	--

2016-2017 CSBG/NPI CAP Projections

Goal 1: Low-income people become more self-sufficient.

NPI 1.2: Employment Supports

Problem Statement: (If additional space is needed, please attach a separate sheet.)

The 2009-2013 American Community Survey (ACS) reports that in Alameda County, 188,501 (12.5%) residents and 80,274 (20.5%) Oakland residents live in poverty. For 2013, the California Employment Development Department (EDD) estimates Alameda's countywide unemployment was 7.4% (57,000) with rates as high as 11% in certain areas such as City of Oakland (22,958). Not only is employment difficult for the most vulnerable Alameda County low-income residents such as re-entry clients, former foster youth, and homeless, but the high school dropout rate (27%) in Oakland has made youth less prepared and competitive in a highly technical workforce. To compound the problem, lack of safe and affordable housing, transportation, childcare, and a high school degree/GED, makes employment even more challenging. According to a May 2014 report by California Housing Partnership, there is a shortfall of 58,680

Program Activities and Delivery Strategies: (If additional space is needed, please attach a separate sheet.)

AC-OCAP will provide comprehensive services that include academic training, career development, employment readiness, job training, and job placement to ex-offenders, homeless, youth and other low-income individuals. Low-income individuals will be trained in an employment program (156); receive a diploma (51); and will obtain safe and affordable housing (272). Obtain skills for employment: Civicorps (35), La Familia (37), Hayward Unified School District (54), Soulciety (10), and Vietnamese American Community Center (20). High school diploma: Civicorps(16), La Familia's District (35). Safe and permanent housing: Building Futures (100); Covenant House (32); EBALDC (45); Family Emergency Shelter Coalition (51), St. Mary's Center (44).

National Performance <u>Indicator 1.2</u>	CAP 2 YEAR PROJECTIONS	
Employment Supports	Number of Participants Expected to Achieve Outcome (#)	
The number of low-income participants for whom barriers to initial or continuous employment are reduced or eliminated through assistance from Community Action, as measured by <u>one or more</u> of the following:	2016	2017
A. Obtained skills/competencies required for employment	156	156
B. Completed ABE/GED and received certificate or diploma	51	51
C. Completed post-secondary education program and obtained certificate or diploma		
D. Enrolled children in "before" or "after" school programs		
E. Obtained care for child or other dependant		
F. Obtained access to reliable transportation and/or driver's license		
G. Obtained health care services for themselves or a family member		
H. Obtained safe and affordable housing	272	272
I. Obtained food assistance		
J. Obtained non-emergency LIHEAP energy assistance		
K. Obtained non-emergency WX energy assistance		
L. Obtained other non-emergency energy assistance (State/local/private energy programs. Do Not Include LIHEAP or WX)		
<i>In the rows below, please include any additional indicators for NPI 1.1 that were not captured above.</i>		

2016-2017 CSBG/NPI CAP Projections

Goal 1: Low-income people become more self-sufficient.

NPI 1.3: Economic Asset Enhancement and Utilization

Problem Statement: (If additional space is needed, please attach a separate sheet.)

According to Bank On, 6.8% households in Alameda County are unbanked, which means they have no checking or saving account and 15% of Alameda County households are underbanked. In Oakland, it is estimated that 12% of households are unbanked and 20% are underbanked. Also, many eligible families who do not claim the Earned Income Tax Credit (EITC), which is the number one poverty alleviating strategies, pay a high cost for tax preparation. Without access to reliable financial institutions, the low-income community conducts business with high cost check cashing outlets, payday lenders, and tax preparer that prey on the financially underserved as part of the "emerging market".

Program Activities and Delivery Strategies: (If additional space is needed, please attach a separate sheet.)

AC-OCAP is a sponsor and coordinating member of the Alameda County Earned Income Tax Credit (EITC) Coalition. Community based sites throughout Alameda County provide free tax preparation, financial education, information for social services, and access to zero interest microloans to low-income Alameda County low-income residents (excluding the City of Berkeley). AC-OCAP also sponsors billboards and 211 Information and Referral Services in the County to let more low-income families know about EITC. Financial empowerment forums and bank accounts will be provided to the community. New Accounts and savings: Bank On Oakland- (1,000) accounts, Anew America (12).

National Performance Indicator 1.3 Economic Asset Enhancement and Utilization The number and percentage of low-income households that achieve an increase in financial assets and/or financial skills as a result of Community Action assistance, and the aggregated amount of those assets and resources for all participants achieving the outcome, as measured by <u>one or more</u> of the following:	CAP 2 YEAR PROJECTIONS Number of Participants Expected to Achieve Outcome (#)	
	2016	2017
ENHANCEMENT		
A. Number and percent of participants in tax preparation programs who qualified for any type of Federal or State tax credit and the expected aggregated dollar amount of credits.	19,015	19,015
B. Number and percent of participants who obtained court-ordered child support payments and the expected annual aggregated dollar amount of payments.		
C. Number and percent of participants who were enrolled in telephone lifeline and/or energy discounts with the assistance of the agency and the expected aggregated dollar amount of savings.		
UTILIZATION		
D. Number and percent of participants demonstrating ability to complete and maintain a budget for over 90 days		
E. Number and percent of participants opening an Individual Development Account (IDA) or other savings account	1,000	1,000
F. Number and percent of participants who increased their savings through IDA or other savings accounts and the aggregated amount of savings		
G. Number and percent of participants capitalizing a small business due to accumulated savings	12	12
H. Number and percent of participants pursuing post-secondary education with accumulated savings		
I. Number and percent of participants purchasing a home with accumulated savings		
J. Number and percent of participants purchasing other assets with accumulated savings		
<i>In the rows below, please include any additional indicators for NPI 1.3 that were not captured above.</i>		

2016-2017 CSBG/NPI CAP Projections

Contractor Name: City of Oakland, Department of Human Services (AC-OCAP)
 Contact Person and Title: Estelle Clemons, AC-OCAP Program Director
 Phone Number: 510-238-3597 Ext. Number: _____
 E-mail Address: eclemons@oaklandnet.com Fax Number: _____

Goal 2: The conditions in which low-income people live are improved.

NPI 2.1: Community Improvement and Revitalization

Problem Statement: (If additional space is needed, please attach a separate sheet.)

Program Activities and Delivery Strategies: (If additional space is needed, please attach a separate sheet.)

National Performance Indicator 2.1 Community Improvement and Revitalization Increase in, or safeguarding of, threatened opportunities and community resources or services for low-income people in the community as a result of Community Action projects/initiatives or advocacy with other public and private agencies, as measured by <u>one or more</u> of the following:	CAP 2 YEAR PROJECTIONS			
	Number of Projects or Initiatives Expected to Achieve (#)		Number of Opportunities or Community Resources Preserved or Increased Expected to Achieve (#)	
	2016	2017	2016	2017
A. Jobs created, or saved, from reduction or elimination in the community.				
B. Accessible "living wage" jobs created, or saved, from reduction or elimination in the community.				
C. Safe and affordable housing units created in the community				
D. Safe and affordable housing units in the community preserved or improved through construction, weatherization, or rehabilitation achieved by community action activity or advocacy				
E. Accessible and affordable health care services/facilities for low-income people created or saved from reduction or elimination				
F. Accessible safe and affordable child care or child development placement opportunities for low-income families created or saved from reduction or				
G. Accessible "before school" and "after school" program placement opportunities for low-income families created or saved from reduction or elimination				
H. Accessible new or expanded transportation resources, or those that are saved from reduction or elimination, that are available to low-income people, including public or private transportation.				
I. Accessible or increased educational and training placement opportunities, or those that are saved from reduction or elimination, that are available for low-income people in the community, including vocational, literacy, and life skill training, ABE/GED, and post-secondary education				

In the rows below, please include any additional indicators for NPI 2.1 that were not captured above.

--	--	--	--	--

2016-2017 CSBG/NPI CAP Projections

Goal 2: The conditions in which low-income people live are improved.

NPI 2.2: Community Quality of Life and Assets

Problem Statement: (If additional space is needed, please attach a separate sheet.)

Program Activities and Delivery Strategies: (If additional space is needed, please attach a separate sheet.)

National Performance Indicator 2.2 Community Quality of Life and Assets The quality of life and assets in low-income neighborhoods are improved by Community Action initiative or advocacy, as measured by <u>one or more</u> of the following:	CAP 2 YEAR PROJECTIONS			
	Number of Program Initiatives or Advocacy Efforts Expected to Achieve (#)		Number of Community Assets, Services or Facilities Preserved or Increased Expected to Achieve (#)	
	2016	2017	2016	2017
A. Increases in community assets as a result of a change in law, regulation, or policy, which results in improvements in quality of life and assets				
B. Increase in the availability or preservation of community facilities				
C. Increase in the availability or preservation of community services to improve public health and safety				
D. Increase in the availability or preservation of commercial services within low-income neighborhoods				
E. Increase or preservation of neighborhood quality-of-life resources				
<i>In the rows below, please include any additional indicators for NPI 2.2 that were not captured above.</i>				

2016-2017 CSBG/NPI CAP Projections

Goal 2: The conditions in which low-income people live are improved.

NPI 2.3: Community Engagement

Problem Statement: (If additional space is needed, please attach a separate sheet.)

Community engagement with Alameda County's low-income residents is key to a successful local anti-poverty effort. It often involves partnerships and coalitions that help mobilize resources and influence systems and serve as catalysts for changing policies, programs, and practices. AC-OCAP recognizes the lack of opportunities for traditionally underserved communities to engage in processes to work collaboratively.

Program Activities and Delivery Strategies: (If additional space is needed, please attach a separate sheet.)

To address the needs of Alameda County's low-income community, AC-OCAP works in partnership with the low-income community to build alliances and form strong partnerships with other organizations working to alleviate poverty within Alameda County. Community events and public forums will be held to engage, educate and inform the community about issues they care about: 900 volunteers mobilized for our annual EITC campaign (900 volunteers x 30 hrs = 27,000 volunteer hours); 300 volunteers assisting with Community Housing Services Hunger Program (300 volunteers x 2 hrs = 600 volunteer hours); and AC-OCAP will engage in various community action efforts and governmental bodies: 18 Board members (18 x 11 mtgs @ 2 hrs= 396 hours). AC-OCAP's efforts will include 1218 volunteers and 27,996 volunteer hours.

National Performance Indicator 2.3	CAP 2 YEAR PROJECTIONS	
	Number of Total Contribution Expected to Achieve (#)	
Community Engagement	2016	2017
The number of community members working with Community Action to improve conditions in the community.		
A. Number of community members mobilized by Community Action that participate in community revitalization and anti-poverty initiatives	1218	1218
B. Number of volunteer hours donated to the agency (This will be All volunteer hours)	27996	27996
<i>In the rows below, please include any additional indicators for NPI 2.3 that were not captured above.</i>		

2016-2017 CSBG/NPI CAP Projections

Contractor Name: City of Oakland, Department of Human Services (AC-OCAP)
 Contact Person and Title: Estelle Clemons, AC-OCAP Program Director
 Phone Number: 510-238-3597 Ext. Number: _____
 E-mail Address: ecclemons@oaklandnet.com Fax Number: _____

Goal 3: Low-income people own a stake in their community.

NPI 3.1: Community Enhancement Through Maximum Feasible Participation

Problem Statement: (If additional space is needed, please attach a separate sheet.)

The lack of opportunities to inform, engage, and empower Alameda Counties' low-income citizens to address community issues is detrimental to sustaining long term community enhancements. Creating opportunities to include and encourage the 188,501 ethnically diverse low-income individuals living in poverty to actively participate in civic activities affecting their welfare directly improves their community and their overall well-being.

Program Activities and Delivery Strategies: (If additional space is needed, please attach a separate sheet.)

Alameda County - Oakland Community Action Partnership's vision is to assure all citizens of Alameda equal and fair access to resources, so as to produce a healthy, safe, clean, educated, economically sound, and productive community that respects their rights and values. Various community events and public forums will be held to educate and inform the community on issues they care about, and encourage engagement in various community action efforts and governmental bodies: 9 Board members representing low-income communities x 11 mtgs @ 2hrs= 198 hours. The total volunteer hours are 198 hours.

National Performance <u>Indicator 3.1</u> Community Enhancement Through Maximum Feasible Participation The number of volunteer hours donated to Community Action:	CAP 2 YEAR PROJECTIONS Total Number of Volunteer Hours Expected to Achieve (#)	
	2016	2017
A. The total number of volunteer hours donated by low-income individuals to Community Action. (This is ONLY the number of volunteer hours from individuals who are low-income.)	198	198
<i>In the rows below, please include any additional indicators for NPI 3.1 that were not captured above.</i>		

2016-2017 CSBG/NPI CAP Projections

Goal 3: Low-income people own a stake in their community.

NPI 3.2: Community Empowerment Through Maximum Feasible Participation

Problem Statement: (If additional space is needed, please attach a separate sheet.)

The lack of opportunities to inform, engage, and empower Alameda Counties' low-income citizens to address community issues is detrimental to sustaining long term community enhancements. Creating opportunities to include and encourage the 188,501 ethnically diverse low-income individuals living in poverty to actively participate in civic activities affecting their welfare directly improves their community and their overall well-being.

Program Activities and Delivery Strategies: (If additional space is needed, please attach a separate sheet.)

Alameda County - Oakland Community Action Partnership's vision is to assure all citizens within Oakland, and the surrounding Alameda County, have equal and fair access to resources, so as to produce a healthy, safe, clean, educated, economically sound, and productive community that respects their rights and values. AC- OCAP low-income Board members (9) are directly engaged in agency activities and the decision making that support and promote the low-income community. There are low-income people (12) acquiring businesses in their community, and low-income (180) people engaged in non-governance community activities. Strategies include asset building tools, microloans, and business counseling to help start and finance their business. Public forums and community events will be held to engage Alameda County low-income residents.

National Performance <u>Indicator 3.2</u> Community Empowerment Through Maximum Feasible Participation	CAP 2 YEAR PROJECTIONS Number of Low- Income People Expected to Achieve (#)	
The number of low-income people mobilized as a direct result of Community Action initiative to engage in activities that support and promote their own well-being and that of their community, as measured by <u>one or more</u> of the following:	2016	2017
A. Number of low-income people participating in formal community organizations, government, boards, or councils that provide input to decision making and policy setting through Community Action efforts	9	9
B. Number of low-income people acquiring businesses in their community as a result of Community Action assistance	12	12
C. Number of low-income people purchasing their own home in their community as a result of Community Action assistance		
D. Number of low-income people engaged in non-governance community activities or groups created or supported by Community Action	180	180
<i>In the rows below, please include any additional indicators for NPI 3.2 that were not captured above.</i>		

2016-2017 CSBG/NPI CAP Projections

Contractor Name: City of Oakland, Department of Human Services (AC-OCAP)
 Contact Person and Title: Estelle Clemons, AC-OCAP Program Director
 Phone Number: 510-238-3597 Ext. Number _____
 E-mail Address: eclemons@oaklandnet.com Fax Number: _____

Goal 4: Partnerships among supporters and providers of services to low-income people are achieved.

NPI 4.1: Expanding Opportunities through Community-Wide Partnerships

Problem Statement: (If additional space is needed, please attach a separate sheet.)

In Alameda County, 12.5% of residents (188,501) live in poverty. In Oakland, 20.5% (80,274) of Oakland residents live in poverty, and the continued high rates of underemployment, lack of affordable housing, and the continuing shrinking of safety net services on a local, state, and federal level is making it more difficult for low-income residents to maintain or increase their self-sufficiency. There is a need to expand opportunities in order to eradicate poverty, which requires county-wide partnerships.

Program Activities and Delivery Strategies: (If additional space is needed, please attach a separate sheet.)

Partnerships maximize resources by leveraging existing funds, expanding capacity thereby increasing the overall impact and improving efficiencies/synergies. AC-OCAP will maintain and continue to strengthen its partnerships with 53 partners, collaborating with free EITC Volunteer Income Tax Assistance (VITA) sites, 12 grantee nonprofits to provide employment, housing, and supportive services to low-income individuals, faith-based organizations (St. Mary's Center), 5 partnerships with local, state and federal governments (CSD; Health & Human Services; Alameda County; CDBG/HUD; and Dept. of Business Oversight), 17 collaborations with various consortiums (HeadStart; Alameda Social Services; Community

National Performance Indicator 4.1 Expanding Opportunities Through Community-Wide Partnerships The number of organizations, both public and private, Community Action actively works with to expand resources and opportunities in order to achieve family and community outcomes.	CAP 2 YEAR PROJECTIONS			
	Number of Organizations Expected to Achieve (#)		Number of Partnerships Expected to Achieve (#)	
	2016	2017	2016	2017
A. Non-Profit	12	12	12	12
B. Faith Based	1	1	1	1
C. Local Government	1	1	1	1
D. State Government	2	2	2	2
E. Federal Government	2	2	2	2
F. For-Profit Business or Corporation	1	1	1	1
G. Consortiums/Collaboration	17	17	17	7
H. Housing Consortiums/Collaboration	2	2	2	2
I. School Districts	1	1	1	1
J. Institutions of post secondary education/training				
K. Financial/Banking Institutions	10	10	10	10
L. Health Service Institutions	1	1	1	1
M. State wide associations or collaborations	3	3	3	3

2016-2017 CSBG/NPI CAP Projections

In the rows below, please add other types of partners with which your CAA has formed relationships that were not

N. Total number of organizations and total number of partnerships CAAs work with to promote family and community outcomes (automatically calculates)	53	53	53	43

Continued for additional space

NPI 4.1: Expanding Opportunities through Community-Wide Partnerships

Program Activities and Delivery Strategies: Partnerships maximize resources by leveraging existing funds, expanding capacity thereby increasing the overall impact and improving efficiencies/synergies. AC-OCAP will maintain and continue to strengthen its partnerships with 53 partners, collaborating with free EITC Volunteer Income Tax Assistance (VITA) sites, 12 grantee nonprofits to provide employment, housing, and supportive services to low-income individuals, faith-based organizations (St. Mary's Center), 5 partnerships with local, state and federal governments (CSD; Health & Human Services; Alameda County; Department of Labor; CDBG/HUD; and Dept. of Business Oversight), 19 collaborations with various consortiums (All In Alameda County; Rise Together; HeadStart; Alameda Social Services; Community Housing; Alameda Comm. Food Bank; United Way of the Bay Area; Oakland WIB; NCAP; NCAF; CRC; Alameda Co. WIB; United Seniors; ACCAN; BOO; EBASE; Alameda Co. Continuum of Care; Interagency Children's Policy Council; and First 5), 2 housing partnerships (Oakland's Housing Authority; and, East Bay Housing Organization), 10 financial and banking institution partnerships (BOO's partners), 1 health institution partnership (Alameda County Public Health) and 3 statewide associations (Cal CAPA; Region 9 Association; and CA Asset Coalition).

2016-2017 CSBG/NPI CAP Projections

Contractor Name: City of Oakland, Department of Human Services (AC-OCAP)
 Contact Person and Title: Estelle Clemons, AC-OCAP Program Director
 Phone Number: 510-238-3597 Ext. Number: _____
 E-mail Address: eclemons@oaklandnet.com Fax Number: _____

Goal 5: Agencies increase their capacity to achieve results.

NPI 5.1: Agency Development

Problem Statement: (If additional space is needed, please attach a separate sheet.)

The AC-OCAP Administering Board recognizes the need to continue to provide training and professional development opportunities for both the staff and the board in its effort to remain relevant and increase the agency's capacity to achieve family and community outcomes for the 188,501 (12.5%) people living in poverty throughout the county.

Program Activities and Delivery Strategies: (If additional space is needed, please attach a separate sheet.)

Given the every evolving challenges facing people living in poverty, training and capacity building among staff and AC-OCAP board members is critical to ensure that effective programs and services continue to be delivered. Each year, Board members and staff attend conferences and seminars that are relevant to anti-poverty issues. In addition, the City of Oakland offers staff training to enhance computer skills, accounting procedures, communication and management. Board members undergo public ethics training, board development training & Sunshine/Brown ordinance training (Board members attend 10 days of conference x 7= 70 hours of training each/year; 3 staff attend (Conferences: 15 days x 7 hours = 105 hours + 30 webinar/training hours =135 hours of training each/year).

National Performance Indicator 5.1 Agency Development The number of human capital resources available to Community Action that increase agency capacity to achieve family and community outcomes, as measured by one or more of the following:	CAP 2 YEAR PROJECTIONS Number of Resources in Agency Expected to Achieve (#)	
	2016	2017
A. Number of Certified Community Action Professionals		
B. Number of ROMA Trainers		
C. Number of Family Development Trainers		
D. Number of Child Development Trainers		
E. Number of staff attending trainings	3	3
F. Number of board members attending trainings	3	3
G. Hours of staff in trainings	135	135
H. Hours of board members in trainings	70	70

In the rows below, please include any additional indicators that were not captured above.

--	--	--

2016-2017 CSBG/NPI CAP Projections

Contractor Name: City of Oakland, Department of Human Services (AC-OCAP)
 Contact Person and Title: Estelle Clemons, AC-OCAP Program Director
 Phone Number: 510-238-3597 Ext. Number: _____
 E-mail Address: eclemons@oaklandnet.com Fax Number: _____

Goal 6: Low-income people, especially vulnerable populations, achieve their potential by strengthening family and other supportive environments.

NPI 6.1: Independent Living

Problem Statement: (If additional space is needed, please attach a separate sheet.)

Rising housing costs and longer life spans contribute to seniors' financial instability, and deter seniors from being able to live independently. Seniors are one of the hardest hit populations who experience difficulties accessing affordable housing, healthcare, food, and basic necessities in Alameda County. According to the 2009-2013 American Community Survey, 15,283 (8.9%) individuals above the age of 65 are living below 100% of the poverty level. This is an increase from the 2010 Census estimate of 13,186 (8.5%) of residents 65 and older living below 100% of the poverty level.

Program Activities and Delivery Strategies: (If additional space is needed, please attach a separate sheet.)

AC-OCAP and its partners will provide temporary or permanent housing for homeless senior services. St. Mary's Center – (44)

National Performance Indicator 6.1	CAP 2 YEAR PROJECTIONS	
Independent Living	Number of Vulnerable Individuals Living Independently Expected to Achieve (#)	
The number of vulnerable individuals receiving services from Community Action who maintain an independent living situation as a result of those services:	2016	2017
A. Senior Citizens (<i>seniors can be reported twice, once under Senior Citizens and again, if they are disabled, under Individuals with Disabilities, ages 55-over.</i>)	44	44
B. Individuals with Disabilities		
Ages:		
a. 0-17		
b. 18-54		
c. 55-over		
d. Age Unknown		
Total Individuals with Disabilities:		

In the rows below, please include any additional indicators for NPI 6.1 that were not captured above.

--	--	--

2016-2017 CSBG/NPI CAP Projections

Goal 6: Low-income people, especially vulnerable populations, achieve their potential by strengthening family and other supportive environments.

NPI 6.2: Emergency Assistance

Problem Statement: (If additional space is needed, please attach a separate sheet.)

The high cost of living, the erosion of the public safety net, and underemployment cause many individuals and families to choose between accessing healthy food and meeting other basic needs, which makes it even more difficult for the most vulnerable individuals to maintain an independent living situation. With poverty rates in Alameda County at 12.5% and rates as high as 20.5% in Oakland, it is estimated on any given day that over 4,000 individuals are homeless in the county. Alameda County Community Food Bank's 2014 Hunger Alameda County Uncovered study found that 1 in 5 Alameda County residents was depending on food bank assistance. Access to quality legal assistance/advocacy—a legal safety net—is crucial for Alameda County residents to create lasting stability for themselves, their family, and their community. A lack of unwarranted eviction notice, the presence of domestic violence, or wrongful

Program Activities and Delivery Strategies: (If additional space is needed, please attach a separate sheet.)

Each year AC-OCAP supports the City of Oakland Community Services Hunger Program (Thanksgiving Dinner) that provides services to 2,000 low-income and homeless individuals. Low-income residents will receive emergency temporary shelter (280), Covenant House (120), Family Emergency Shelter Coalition (20), DreamCatcher (70), St. Mary's Center (70). In addition, emergency legal services (1,270) will be provided to Alameda County low-income residents including issues pertaining to domestic violence (120).

National Performance <u>Indicator 6.2</u>	CAP 2 YEAR PROJECTIONS	
	Number of Individuals Expected to Achieve (#)	
Emergency Assistance	2016	2017
The number of low-income individuals served by Community Action who sought emergency assistance and the number of those individuals for whom assistance was provided.		
A. Emergency Food	4,000	4,000
B. Emergency fuel or utility payments funded by LIHEAP or other public and private funding sources		
C. Emergency Rent or Mortgage Assistance		
D. Emergency Car or Home Repair (i.e. structural appliance, heating systems, etc.)		
E. Emergency Temporary Shelter	280	280
F. Emergency Medical Care		
G. Emergency Protection from Violence	120	120
H. Emergency Legal Assistance	1,270	1,270
I. Emergency Transportation		
J. Emergency Disaster Relief		
K. Emergency Clothing		

In the rows below, please include any additional indicators for NPI 6.2 that were not captured above.

--	--	--

Continued for additional space

NPI 6.2: Emergency Assistance

Problem Statement: The high cost of living, the erosion of the public safety net, and underemployment cause many individuals and families to choose between accessing healthy food and meeting other basic needs, which makes it even more difficult for the most vulnerable individuals to maintain an independent living situation. With poverty rates in Alameda County at 12.5% and rates as high as 20.5% in Oakland, it is estimated on any given day that over 4,000 individuals are homeless in the county. Alameda County Community Food Bank's 2014 Hunger Alameda County Uncovered study found that 1 in 5 Alameda County residents was depending on food bank assistance. Access to quality legal assistance/advocacy— a legal safety net — is crucial for Alameda County residents to create lasting stability for themselves, their family, and their community. A lack of unwarranted eviction notice, the presence of domestic violence, or wrongful termination of benefits can have devastating results and significant long-term effects on an individual's ability to become self-sufficient. It is estimated that nearly 50% of Alameda County youth "aging out" of the foster care at age 18 will be homeless within the first year of leaving the system.

2016-2017 CSBG/NPI CAP Projections

Goal 6: Low-income people, especially vulnerable populations, achieve their potential by strengthening family and other supportive environments.

NPI 6.3: Child and Family Development

Problem Statement: (If additional space is needed, please attach a separate sheet.)

Poverty has a detrimental effect on social and emotional development. In Alameda County, the poverty rate among youth has increased from 14.1% (47,125) in 2010 to 15.6% (52,500) in 2013. The lack of sense of safety, security, and well-being among youth increases the likelihood of dropping out of school, risk of violence and involvement in the juvenile justice system. Counseling and case management plays an essential role in addressing adolescent health and emotional development that disproportionately affect youth in poverty. In addition, youth who live in poverty lack access to resources and life-enriching opportunities to help them succeed.

Program Activities and Delivery Strategies: (If additional space is needed, please attach a separate sheet.)

AC-OCAP through its partner DreamCatcher will enhance youth social and emotional development. DreamCatcher will provide 70 low-income youth support services and case management. Youth will receive basic needs support as well as counseling and case management services to improve their sense of safety, well-being, social and emotional development.

National Performance Indicator 6.3 Child and Family Development The number and percentage of all infants, children, youth, parents, and other adults participating in developmental or enrichment programs that achieve program goals, as measured by <u>one or more</u> of the following:	CAP 2 YEAR PROJECTIONS	
	2016	2017
INFANTS & CHILDREN		
A. Infants and children obtain age appropriate immunizations, medical, and dental care		
B. Infant and child health and physical development are improved as a result of adequate nutrition		
C. Children participate in pre-school activities to develop school readiness skills		
D. Children who participate in pre-school activities are developmentally ready to enter Kindergarten or 1st Grade		
YOUTH		
E. Youth improve health and physical development		
F. Youth improve social/emotional development	70	70
G. Youth avoid risk-taking behavior for a defined period of time		
H. Youth have reduced involvement with criminal justice system		
I. Youth increase academic, athletic, or social skills for school success		
PARENTS AND OTHER ADULTS		
J. Parents and other adults learn and exhibit improved parenting skills		
K. Parents and other adults learn and exhibit improved family functioning skills		
<i>In the rows below, please include any additional indicators for NPI 6.3 that were not captured above.</i>		

2016-2017 CSBG/NPI CAP Projections

Goal 6: Low-income people, especially vulnerable populations, achieve their potential by strengthening family and other supportive environments.

NPI 6.4: Family Supports

Problem Statement: (If additional space is needed, please attach a separate sheet.)

Program Activities and Delivery Strategies: (If additional space is needed, please attach a separate sheet.)

<p style="text-align: center;">National Performance Indicator 6.4</p> <p>Family Supports (Seniors, Disabled and Caregivers)</p> <p>Low-income people who are unable to work, especially seniors, adults with disabilities, and caregivers, for whom barriers to family stability are reduced or eliminated, as measured by one or more of the following:</p>	<p style="text-align: center;">CAP 2 YEAR PROJECTIONS</p> <p style="text-align: center;">Number of Participants Expected to Achieve Outcome (#)</p>	
	<p style="text-align: center;">2016</p>	<p style="text-align: center;">2017</p>
<p>A. Enrolled children in before or after school programs</p>		
<p>B. Obtained care for child or other dependent</p>		
<p>C. Obtained access to reliable transportation and/or driver's license</p>		
<p>D. Obtained health care services for themselves or family member</p>		
<p>E. Obtained and/or maintained safe and affordable housing</p>		
<p>F. Obtained food assistance</p>		
<p>G. Obtained non-emergency LIHEAP energy assistance</p>		
<p>H. Obtained non-emergency WX energy assistance</p>		
<p>I. Obtained other non-emergency energy assistance. (State/local/private energy programs. Do Not Include LIHEAP or WX)</p>		
<p><i>In the rows below, please include any additional indicators for NPI 6.4 that were not captured above.</i></p>		

2016-2017 CSBG/NPI CAP Projections

Goal 6: Low-income people, especially vulnerable populations, achieve their potential by strengthening family and other supportive environments.

NPI 6.5: Service Counts

Problem Statement: (If additional space is needed, please attach a separate sheet.)

Despite the efforts to improve food security in Alameda County, issues of availability and accessibility to healthy food choices, the lack of participation in supplemental nutrition food programs, and issues of hunger and malnutrition continue to plague many residents within the county. Alameda County Community Food Bank's 2014 Hunger Alameda County Uncovered study found that 1 in 5 Alameda County residents was depending on food bank assistance; 52% of client households eat expired food; 74% buy the cheapest food ; and 36% water down food and drink. The report revealed that of the 116,000 clients, two-thirds are children and seniors, and 65% of households have incomes below the federal poverty level. Moreover, there is a lack of information and referral services for low-income

Program Activities and Delivery Strategies: (If additional space is needed, please attach a separate sheet.)

Each year AC-OCAP supports the City of Oakland Community Services Hunger (CHS) Program. At least 2,000 food boxes/meals are distributed by CHS Hunger Programs'. In addition, AC-OCAP holds a food drive and collects non-perishable food items on behalf of the Alameda County Community Food Bank. Eden I&R will provide information referrals to low-income residents through Eden I and R's 211 referral telephone system.

National Performance <u>Indicator 6.5</u> Service Counts The number of services provided to low-income individuals and/or families, as measured by one or more of the following:	CAP 2 YEAR PROJECTIONS	
	Number of Services Expected (#)	
	2016	2017
A. Food Boxes	2,000	2,000
B. Pounds of Food	300	300
C. Units of Clothing		
D. Rides Provided		
E. Information and Referral Calls	1,200	1,200
<i>In the rows below, please include any additional indicators for NPI 6.5 that were not captured above.</i>		

LIST OF APPENDICES

Appendix A: 2014 Community Survey

Appendix B: City of Oakland Housing and Community Development Survey Results

Appendix C: Program Monitoring Form

Appendix D: Risk Assessment Tool

Appendix E: Progress Report

Appendix F: Reporting and Funding Reimbursement Deadlines

Appendix G: CAP Plan Public Hearing Power Point Presentation and Public Hearing Sign-In Sheets



APPENDIX A

Alameda County-Oakland Community Action Partnership
2014 Community Survey

Please take a few moments to fill out this survey about your experience with living in Alameda County.

- 1) Please indicate the number of people living in your household: _____
- 2) Please indicate your total household income:
 \$ 0 – 20,000 \$20,001 – 40,000 \$40,001 - \$60,000 \$60,001 – 80,000 \$80,001 and over
- 3) Please enter your city: _____
- 4) Please enter your zip code: _____

5) Circle the THREE (3) most important concerns for YOU and/or YOUR FAMILY:

- | | | |
|---|---------------------------|-----------------------|
| Affordable Housing & Foreclosure Prevention | Healthy Food Access | Public Safety |
| Alcohol & Drug Treatment | Homelessness | Services for Seniors |
| Child Care | Immigration & Citizenship | Services for Veterans |
| Disability Access | Job Training & Placement | Transportation |
| Education | Medical & Dental Care | Other: _____ |
| Energy & Other Utility Costs | Mental Health Services | |
| Financial & Banking Services | Programs for Youth | |

6) How adequate do you feel the following services are being provided in your COMMUNITY?

If you are unfamiliar with how the quality of service(s) is being provided, please circle 0.

Services	Excellent 3	Average 2	Poor 1	Don't Know 0
Affordable Housing & Foreclosure Prevention	3	2	1	0
Alcohol & Drug Treatment	3	2	1	0
Child Care	3	2	1	0
Disability Access	3	2	1	0
Education	3	2	1	0
Energy & Other Utility Costs	3	2	1	0
Financial & Banking Services	3	2	1	0
Healthy Food Access	3	2	1	0
Homelessness	3	2	1	0
Immigration & Citizenship	3	2	1	0
Job Training & Placement	3	2	1	0
Medical & Dental Care	3	2	1	0
Mental Health Services	3	2	1	0
Programs for Youth	3	2	1	0
Public Safety	3	2	1	0
Services for Seniors	3	2	1	0
Services for Veterans	3	2	1	0
Transportation	3	2	1	0
Other:	3	2	1	0

Thank You for Your Time!

APPENDIX B

City of Oakland
Housing and Community Development Department
250 Frank Ogawa Plaza, Suite 5313
Oakland, CA 94612



Community Needs Assessment

The City of Oakland is in the process of developing a Consolidated Housing and Community Development Plan that will establish community goals and guide resource allocations. The Plan will cover the period of 2015-2019. We invite you to assist the City to establish community needs and priorities.

We appreciate your time and thank you for your participation. This survey should take less than 10 minutes to complete.

If you are interested in obtaining information on this survey, the Consolidated Planning Process, or Community Development Programs, please contact Maryann Sargent at the Housing and Community Development Department at 510-238-6170. Thank you.

1. Do you live in the City of Oakland?

- Yes No

2. Please identify the zip code for where you live: _____

3. Please check all that apply:

- I work in Oakland I regularly participate in Oakland recreational, cultural, or leisure activities
 I have children in Oakland Public Schools

4. If you could change one thing in your neighborhood, what would it be?



APPENDIX B

Community Needs Assessment

5. Do you think the physical condition of the public space in your neighborhood (streets, sidewalks, parks) is:

- Stable
- Improving
- Declining

6. Do you perceive economic development/job creation to be a critical issue in the City?

- Yes
- No
- Unsure/Not Applicable

7. Do you feel safe in your immediate neighborhood?

- Yes
- No
- Unsure/Not Applicable

8. Do you think the physical condition of housing in your neighborhood is:

- Stable
- Improving
- Declining

9. Do you think abandoned or foreclosed properties are a critical issue in the City?

- Yes
- No
- Unsure/Not Applicable

10. What are the two most important considerations to you in choosing a place to live? (pick two)

- | | |
|--|--|
| <input type="radio"/> Family nearby | <input type="radio"/> Access to quality schools/youth services |
| <input type="radio"/> Close to work | <input type="radio"/> Attractiveness of neighborhood |
| <input type="radio"/> Price of housing | <input type="radio"/> Public safety |
| <input type="radio"/> Convenient to neighborhood amenities | <input type="radio"/> Other: _____ |
| <input type="radio"/> Access to public transportation | |



APPENDIX B

Community Needs Assessment

11. Please rank the level of need for the following types of Community Development in the City:

Type	Low Need	Moderate Need	High Need	Unsure/Not Applicable
Safe and Affordable Housing	<input checked="" type="radio"/>	<input type="radio"/>	<input type="radio"/>	<input type="radio"/>
Community/Neighborhood Services	<input type="radio"/>	<input type="radio"/>	<input type="radio"/>	<input type="radio"/>
Community/Neighborhood Facilities	<input checked="" type="radio"/>	<input checked="" type="radio"/>	<input checked="" type="radio"/>	<input checked="" type="radio"/>
Economic Development	<input type="radio"/>	<input type="radio"/>	<input type="radio"/>	<input type="radio"/>
Infrastructure (Streets, Sidewalks, Parks)	<input checked="" type="radio"/>	<input checked="" type="radio"/>	<input checked="" type="radio"/>	<input checked="" type="radio"/>

12. Please rank the level of need for the following types of Public Services in the City:

Type	Low Need	Moderate Need	High Need	Unsure/Not Applicable
Youth Services/Child Care	<input type="radio"/>	<input checked="" type="radio"/>	<input type="radio"/>	<input type="radio"/>
Senior Services	<input type="radio"/>	<input type="radio"/>	<input type="radio"/>	<input type="radio"/>
Job Training/Readiness Programs	<input checked="" type="radio"/>	<input checked="" type="radio"/>	<input checked="" type="radio"/>	<input checked="" type="radio"/>
Health/Behavioral Health Services	<input type="radio"/>	<input type="radio"/>	<input type="radio"/>	<input type="radio"/>
Homebuyer Education/Financial Literacy	<input checked="" type="radio"/>	<input checked="" type="radio"/>	<input checked="" type="radio"/>	<input checked="" type="radio"/>
Fair Housing	<input type="radio"/>	<input type="radio"/>	<input type="radio"/>	<input type="radio"/>
Services for Persons With Disabilities	<input checked="" type="radio"/>	<input checked="" type="radio"/>	<input checked="" type="radio"/>	<input checked="" type="radio"/>
Homeless Services	<input type="radio"/>	<input type="radio"/>	<input type="radio"/>	<input type="radio"/>
Domestic Violence Services	<input checked="" type="radio"/>	<input checked="" type="radio"/>	<input checked="" type="radio"/>	<input checked="" type="radio"/>

APPENDIX B

Access to Housing

13. Are you satisfied with your current living situation? If no, what is the **primary** reason you are not?

- | | |
|--|--|
| <input type="radio"/> I am happy with my current living situation. | <input type="radio"/> No, poor access to public transportation. |
| <input type="radio"/> No, too far from work. | <input type="radio"/> No, poor housing condition. |
| <input type="radio"/> No, too expensive. | <input type="radio"/> No, poor access to good schools or other neighborhood amenities. |
| <input type="radio"/> No, too small. | <input type="radio"/> No, other: _____ |
| <input type="radio"/> No, too crowded. | |
| <input type="radio"/> No, I don't feel safe in the neighborhood. | |

14. Would you like to move from your current home or apartment? If yes, what are the three main reasons you **haven't moved yet**. (pick up to three)

- | | |
|--|--|
| <input type="radio"/> I do not want to move from my current home/apartment. | <input type="radio"/> Family members do not want to move |
| <input type="radio"/> Need the accessibility features of my current housing unit | <input type="radio"/> Can't find a better place to live |
| <input type="radio"/> Can't afford to move/can't afford to live anywhere else | <input type="radio"/> Rentals are full; can't find a place to rent |
| <input type="radio"/> Family reasons | <input type="radio"/> Landlords don't take Section 8 |
| | <input type="radio"/> Job is here |
| | <input type="radio"/> Family is here |
| | <input type="radio"/> Other: _____ |

15. What barriers, if any, keep you from living in another part of Oakland (check all that apply)?

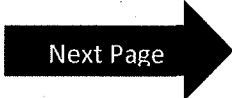
- | | |
|---|---|
| <input type="radio"/> I don't want to live in another part of Oakland | <input type="radio"/> My family status |
| <input type="radio"/> There are no barriers, if I wanted to move, I could | <input type="radio"/> Discrimination |
| <input type="radio"/> Can't afford to live anywhere else | <input type="radio"/> Felony/criminal record |
| <input type="radio"/> Can't afford moving expenses | <input type="radio"/> No accessibility/handicapped accessible housing elsewhere |
| <input type="radio"/> Access to public transit | <input type="radio"/> Other: _____ |
| <input type="radio"/> My race/ethnicity | |

16. Do you, or someone in your household, have a disability of any type?

- No, nobody in my household has a disability of any type (continue to question 17)
- Yes, someone in my household has a disability

If yes, please rate your level of agreement with the following statements:

	Strongly disagree	Disagree	Agree	Strongly Agree	Not Applicable
I have a disability or a household member has a disability and cannot get around my neighborhood because of broken sidewalks/no sidewalks/poor street lighting.	<input checked="" type="radio"/>	<input checked="" type="radio"/>	<input checked="" type="radio"/>	<input checked="" type="radio"/>	<input checked="" type="radio"/>
I can't afford a housing unit that has accessibility/handicapped features (e.g. grab bars, ramps, handicapped parking).	<input type="radio"/>	<input type="radio"/>	<input type="radio"/>	<input type="radio"/>	<input type="radio"/>
My landlord refused to accept my service animal.	<input checked="" type="radio"/>	<input checked="" type="radio"/>	<input checked="" type="radio"/>	<input checked="" type="radio"/>	<input checked="" type="radio"/>
My landlord refused to make an accommodation for me or my household member's disability.	<input type="radio"/>	<input type="radio"/>	<input type="radio"/>	<input type="radio"/>	<input type="radio"/>



APPENDIX B

Access to Housing

17. When you looked for housing to rent or buy in Oakland in the past five years, were you ever denied housing to rent or buy? If yes, why (check all that apply)?

- | | |
|---|--|
| <input type="radio"/> I have not looked for housing to rent or buy in the past five years | <input type="radio"/> Immigration status |
| <input type="radio"/> I was not denied housing to rent or buy | <input type="radio"/> Source of income |
| <input type="radio"/> Other buyer paid cash or a higher price | <input type="radio"/> Race/ethnicity |
| <input type="radio"/> Size of my family/household | <input type="radio"/> Foreclosure history |
| <input type="radio"/> Bad credit | <input type="radio"/> Service animal |
| <input type="radio"/> Income too low | <input type="radio"/> Section 8/Housing Choice Voucher |
| <input type="radio"/> Health condition/HIV | <input type="radio"/> Eviction history |
| <input type="radio"/> Sexual orientation or gender identity | <input type="radio"/> Criminal background |

Please specify the neighborhood where you looked for housing, but were denied? _____

18. Have you ever felt you were discriminated against when looking for housing in Oakland?

- | | |
|---|---|
| <input type="radio"/> Yes, in the past year | <input type="radio"/> No (if no, continue to question 23) |
| <input type="radio"/> Yes, 2 to 5 years ago | <input type="radio"/> Unsure |
| <input type="radio"/> Yes, more than 5 years ago or I don't remember when | |

19. What was the reason you felt discriminated against?

20. If you felt you were discriminated against, what did you do about the discrimination (check all that apply)?

- | | |
|--|---|
| <input type="radio"/> Called/emailed Fair Housing organization | <input type="radio"/> Called/emailed a lawyer |
| <input type="radio"/> Called/emailed other organization | <input type="radio"/> Nothing |
| <input type="radio"/> Called/emailed Housing Authority | <input type="radio"/> Other |
| <input type="radio"/> Called/emailed government agency | |

21. Did you file a complaint after you were discriminated against (check all that apply)?

- | | |
|---|--|
| <input type="radio"/> Yes, to the State of California | <input type="radio"/> Yes, to ECHO Housing |
| <input type="radio"/> Yes, to the Department of Housing and Urban Development (HUD) | <input type="radio"/> Yes, other: _____ |
| | <input type="radio"/> No, I did not file a complaint |

22. If you filed a complaint, please describe if the complaint was resolved, how long it took to be resolved, and if you were satisfied with the outcome.



APPENDIX B

Respondent Profile

As we are collecting input on this survey, we want to make sure that we are hearing from many different kinds of people who live in the City. To help us see if we are meeting that goal, please tell us about yourself:

23. What is your gender?

- Male Female

24. Please provide your race (check all that apply):

- White Asian
 Black or African American Native Hawaiian and Other Pacific Islander
 American Indian and Alaska Native Other/Multi race

25. Please provide your race ethnicity:

- Hispanic or Latino Not Hispanic or Latino

26. Please describe your household (check all that apply):

- Single person Elderly household with at least one person between the ages of 62 and 74
 Small household (2-4 people) Elderly household with at least one person age 75 or older
 Large household (more than 4 people)
 Single parent
 Household with children under 6 years of age

27. Please provide your employment status:

- Employed full time Self-employed
 Employed part time Retired
 Student Disabled, not able to work
 Not employed, looking for work Work in home (caregiver, homemaker)
 Not employed, NOT looking for work

28. What category does your total household income fall (include income from all sources)?

- Less than \$10,000 \$50,000 - \$75,000
 \$10,000 - \$25,000 \$75,000 - \$100,000
 \$25,000 - \$35,000 More than \$100,000
 \$35,000 - \$50,000

29. Please provide your housing status (check all that apply):

- Rent Receive a housing subsidy
 Own home Have difficulty making monthly housing expenses
 Homeless Have been late on rent or mortgage payments at least twice in past six months
 Living doubled up/with friends, family
 Have another person/family living in my home



APPENDIX C

**Alameda County-Oakland Community Action Partnership (AC-OCAP)
Program Monitoring Visit**

Name of grantee organization:	Date of monitoring:
Program title:	Service area: <input type="checkbox"/> Oakland <input type="checkbox"/> Alameda Cnty
Expected # to serve: Oakland: Alameda Cnty:	Actual # Served: Oakland: Alameda Cnty:
Strategic focus area:	
Program staff present at monitoring visit:	
AC-OCAP staff present at monitoring visit:	

The following items will be requested from the grantee by AC-OCAP for review during the monitoring visit.

DESK AUDIT ITEMS (Sent in advance of monitoring visit)	Review Date
➤ Current organizational agency chart, designating vacant positions	
➤ Current agency composite budget showing all programs, administration, and funding sources	
➤ Current Board roster with vacancies noted	
➤ Most recent minutes from meeting of Board of Directors	
➤ Written fiscal operating procedure	
➤ Most recent financial audit	

FISCAL MANAGEMENT (Interview Accountant or Bookkeeper)	NOTES
<p>Is the accounting system appropriate for the grant and agency? <input type="checkbox"/> Yes <input type="checkbox"/> No</p> <p>Computer and funding source based accounting system:</p> <p><input type="checkbox"/> Composite program budget</p> <p><input type="checkbox"/> Chart of accounts (grant specifics)</p> <p><input type="checkbox"/> General ledger (printed copy)</p> <p><input type="checkbox"/> A/P & A/R subsidiary (printed copy)</p>	
<p>Does the agency utilize effective accounting procedures, and accomplish routine tasks in a timely fashion? <input type="checkbox"/> Yes <input type="checkbox"/> No</p> <p><input type="checkbox"/> Current bank statements & reconciliation reports up to date and filing system</p> <p><input type="checkbox"/> AC-OCAP Program Budget Report summarizing allocated costs to date and balance remaining</p> <p><input type="checkbox"/> Vendor invoices and allocation forms (internal process)</p> <p>Does the agency manage payroll efficiently and pay payroll taxes regularly and on time? <input type="checkbox"/> Yes <input type="checkbox"/> No</p> <p><input type="checkbox"/> Quarterly Federal Form 941—Federal Tax Return Quarterly (Most recent)</p>	



APPENDIX C

**Alameda County-Oakland Community Action Partnership (AC-OCAP)
Program Monitoring Visit**

<input type="checkbox"/> State DE 6—Wage & Withholding	
--	--

OPERATIONS MANAGEMENT	NOTES
<p>Does the agency fiscal and organizational health provide a stable environment for the AC-OCAP program? <input type="checkbox"/> Yes <input type="checkbox"/> No</p> <p>Is AC-OCAP the only funding source? <input type="checkbox"/> Yes <input type="checkbox"/> No</p> <p>What other funding source(s) is there for the AC-OCAP funded program?</p>	
<p>Is staffing capacity adequate to provide quality services? <input type="checkbox"/> Yes <input type="checkbox"/> No</p>	
<p>Does the agency retain personnel to support stable program operations and development? <input type="checkbox"/> Yes <input type="checkbox"/> No</p> <p>What reasons for turnover have been identified (i.e. Low pay, hiring process, poor fit, personality, workload, work environment)?</p>	
<p>Are collaborations effectively managed and utilized to meet program goals? <input type="checkbox"/> Yes <input type="checkbox"/> No</p> <p>Who are the collaborating partners?</p>	
<p>Is the agency effectively governed by its Board of Directors? <input type="checkbox"/> Yes <input type="checkbox"/> No</p> <p><input type="checkbox"/> Board Minutes (on file and up to date)</p>	

PROGRAM DELIVERY	NOTES
<p>Is the agency delivering quality services as outlined and contracted in the grant agreement? <input type="checkbox"/> Yes <input type="checkbox"/> No</p> <p><input type="checkbox"/> Curriculum used</p>	



APPENDIX C
Alameda County-Oakland Community Action Partnership (AC-OCAP)
Program Monitoring Visit

<p>Is the program having a positive impact on AC-OCAP low-income participants? <input type="checkbox"/> Yes <input type="checkbox"/> No</p> <p><input type="checkbox"/> Case study</p>	
--	--

DOCUMENTATION	NOTES
<p>Is the agency documenting participant household eligibility per federal poverty level guidelines and residency? <input type="checkbox"/> Yes <input type="checkbox"/> No</p> <p><input type="checkbox"/> Review intake form</p> <p><input type="checkbox"/> Residency verification</p> <p><input type="checkbox"/> Review 3 – 5 client files</p> <p><input type="checkbox"/> Internal monitoring database</p> <p><input type="checkbox"/> Client files contain appropriate records such as documentation of eligibility information and demographics</p>	

STAFF INTERVIEW (Interview Program Director / Direct Staff)	NOTES
<p>What are the successes of the program?</p> <p>What has the agency learned about the reality of carrying out the program design in your proposal and grant agreement?</p> <p>Has the agency modified the funded program to respond to the work environment?</p> <p>What challenges or problems have been encountered by the agency in implementing the AC-OCAP contract? Describe how staff and clients have been affected. Are the problems resolved? If not, what are the plans to resolve them?</p> <p>Does grantee have any questions, comments, or suggestions for improving the monitoring process?</p>	

GRANTEE TECHNICAL ASSISTANCE NEEDS/REQUESTS	
<p><input type="checkbox"/> Board development</p> <p><input type="checkbox"/> Fund development</p>	<p><input type="checkbox"/> Partnerships/linkages/collaboration</p> <p><input type="checkbox"/> Disability/access issues</p>



APPENDIX C

**Alameda County-Oakland Community Action Partnership (AC-OCAP)
Program Monitoring Visit**

- | | |
|---|--|
| <input type="checkbox"/> Strategic planning | <input type="checkbox"/> Space (new/more space, renovations) |
| <input type="checkbox"/> Marketing/communications | <input type="checkbox"/> Emergency operation plans |
| <input type="checkbox"/> Personnel—human resources (employee handbook, benefits, hiring, policies, etc.). | <input type="checkbox"/> Internal Monitoring & Evaluation database |
| <input type="checkbox"/> Employee performance reviews | <input type="checkbox"/> Technology (program data collection, internal communications, external communications). |
| <input type="checkbox"/> Fiscal management | <input type="checkbox"/> Program development |
| <input type="checkbox"/> AC-OCAP grant agreement compliance | <input type="checkbox"/> Other |
| <input type="checkbox"/> Outreach and recruitment | |

PROGRAM OBSERVATION

Date: _____ Time: _____ Location: ALAMEDA COUNTY OAKLAND

Program observed:

Number and type of staff present:

Number of participants (clients):

Type of activities offered:

Is the physical facility welcoming and safe?

A written schedule of activities is available, posted or hardcopy for staff and participants Yes No

Is the activity effective for meeting the grant agreement objectives?

APPENDIX C

**Alameda County-Oakland Community Action Partnership (AC-OCAP)
Program Monitoring Visit**



Notes:

AC-OCAP Staff: (Print Name) _____ **Signature:** _____ **Date:** _____



APPENDIX D

Alameda County – Oakland Community Action Partnership (AC-OCAP) Risk Assessment Tool

Grantee: _____

Program Title: _____

Date: _____

ASSESSMENT	YES	NO
Grantee is a new recipient of AC-OCAP funding.		
Grantee has not been monitored by AC-OCAP in the past.		
Grantee had significant findings during most recent program or fiscal monitoring.		
Program funded by AC-OCAP is a new project or activity for grantee.		
AC-OCAP has received complaints regarding grantee.		
Grantee has submitted reports and/or Request for Funds late on more than one occasion.		
Reports and/or Request for Funds have been submitted with errors on more than one occasion.		
Most recent progress report indicates grantee did not meet one or more benchmarks on Scope of Work.		
Most recent Request for Funds indicates that grantee is significantly under spent on contract amount.		
Grantee has experience turnover in key staff positions during the past year.		
Grantee did not receive a satisfactory rating on their agency's fiscal audit.		
Grantee did not receive a satisfactory rating on their program presentation to the AC-OCAP Board.		

Total number of "yes" responses: _____

Completed by: _____ Date: _____

Comments:

DETERMINATION

Onsite Monitoring is needed

Approved by: _____ Date: _____

AC-OCAP REPORTING & INVOICING DUE DATES FOR 2015 CSBG GRANTEES





COMPLETED	DEADLINE	REPORTS/FUNDING REIMBURSEMENTS	REPORTING PERIOD
<input type="checkbox"/>	March 15, 2015	Period 1: Request for Funds	January 1 – February 28, 2015
<input type="checkbox"/>	May 15, 2015	Period 2: Request for Funds	March 1 – April 30, 2015
<input type="checkbox"/>	July 8, 2015	Reports: CSD 295 Client Characteristic Report (CCR) Mid-Year CSD 801 Progress Report Mid-Year	January 1 – June 30, 2015
<input type="checkbox"/>	July 15, 2015	Period 3: Request for Funds*	May 1 – June 30, 2015
<input type="checkbox"/>	September 15, 2015	Period 4: Request for Funds	July 1 – August 31, 2015
<input type="checkbox"/>	August 2015	Site and Monitoring Visits	January 1 – December 31, 2015
<input type="checkbox"/>	November 15, 2015	Period 5: Request for Funds	September 1 – October 31, 2015
<input type="checkbox"/>	January 8, 2016	Reports: CSD 295 Client Characteristic Report (CCR) Annual CSD 801 Progress Report Annual	January 1 – December 31, 2015
<input type="checkbox"/>	January 15, 2016	Period 6: Request for Funds	November 1 – December 31, 2015

* Grantees should have 50% of funding reimbursed by July 15.

** If due date falls on a Saturday or Sunday, reports are due on the following Monday.

Alameda County-Oakland Community Action Partnership



The Start of Community Action in Oakland

- **1964** President Johnson signs the Economic Opportunity Act of 1964, creating Community Action Agencies, Head Start and many other programs
- **1965 - 1971** The Oakland Economic Development Council, Inc. (OEDCI), a non-profit, is formed to run the City of Oakland's Community Action Program and Head Start
- **1971** Responsibility for the Community Action Agency (CAA) and Head Start is transferred to the City of Oakland
- As a result, the City of Oakland's Department of Human Services was formed

What is the Community Services Block Grant (CSBG)?

- Federal funding to support local Community Action Agencies which are governed by the principle of community self help
- Funding is based on a calendar year (Jan-Dec)
- Funds are block granted to the States for oversight and administration
- States calculate and distribute funds to local Community Action Agencies based on the number of people documented in the US Census as living in poverty
(Governed by State Government Code Section 12725-12729)

2015 Federal Poverty Guidelines

48 Contiguous States & the District of Columbia

Size of Family Unit	100% of Federal Poverty Level Monthly Income	100% of Federal Poverty Level Annual Income*
1	\$980.83	\$11,770
2	\$1,327.50	\$15,930
3	\$1,674.16	\$20,090
4	\$2,020.50	\$22,250
5	\$2,367.50	\$28,410
6	\$2,714.16	\$32,570
7	\$3,060.83	\$36,730
8	\$3,407.50	\$40,890
For Families/households with more than 8 persons, add \$4,160 for each additional person.		

AC-OCAP:

“helping people and changing lives”

Meeting the needs of Oakland and Alameda County residents:

- **1971** Community Action brought Head Start to the City
- **1977** Community Action helped start the Oakland Paratransit for the Elderly (OPED)
- **1979** Community Action served as an advocate to start the City’s Multi-Senior Service Program (MSSP)
- **1998** Community Action received \$2 million dollars to implement a Welfare-to-Work program
- **2003** Community Action helped secure a \$1 million dollar grant for Project Choice
- **2005** Community Action secured \$250,000 from USDA for Food Stamp Outreach
- **2007** Community Action secured \$250,000 from HHS for IDA’s
- **2009** OCAP received \$1.2 million in ARRA funding
- **2011** OCAP expanded throughout Alameda County creating AC-OCAP

Tripartite Governance of Community Action Partnership (CAP)

Mandated Three Part Administering Board Structure (18 members)

- Public Official Representatives (6)
 - Oakland City Council Members
 - Councilmember Lynette McElhaney (District 3)
 - Councilmember Noel Gallo (District 5)
 - Councilmember Larry Reid (District 7)
 - City of Oakland Mayor
 - Mayor Libby Schaff
 - Alameda County Board of Supervisors
 - Supervisor Wilma Chan (District 3)
 - Supervisor Nate Miley (District 4)

Tripartite Governance of Community Action Partnership (CAP) cont'd

Mandated Three Part Administering Board Structure (18 members)

- Representatives of private groups and interests (3)
 - Oakland Housing Authority
 - Alameda County Social Services
 - United Seniors
- “Not fewer” than 1/3 are democratically elected/selected representatives from the low-income community (9)
 - (7) Low-income residents from Oakland
 - (2) Low-income Alameda County residents

Requirements of the Community Action Partnership

- Community Action Partnership **must** submit for state approval a two-year community action plan identifying needs and funding priorities for the low income community
- Each Community Action Partnership is federally **mandated** to implement Results Oriented Management and Accountability (ROMA) and CSBG Organizational Standards for tracking purposes
- Low-income representatives of the Federally Mandated Tripartite Board **must** be democratically elected/selected and reside in their community

Alameda-County Oakland Community Action Partnership (AC-OCAP)

VISION STATEMENT

To end poverty within the City of Oakland and throughout Alameda County

MISSION STATEMENT

To improve our community by creating pathways that lead to economic empowerment and prosperity

PURPOSE

The Community Action Partnership has the responsibility to plan, develop, and execute efforts to alleviate poverty and work toward systemic change to enhance the opportunities for families of low-income throughout Alameda County to achieve self-sufficiency

AC-OCAP's Self-Sufficiency Definition

Having the means and opportunity to meet a range of individual needs

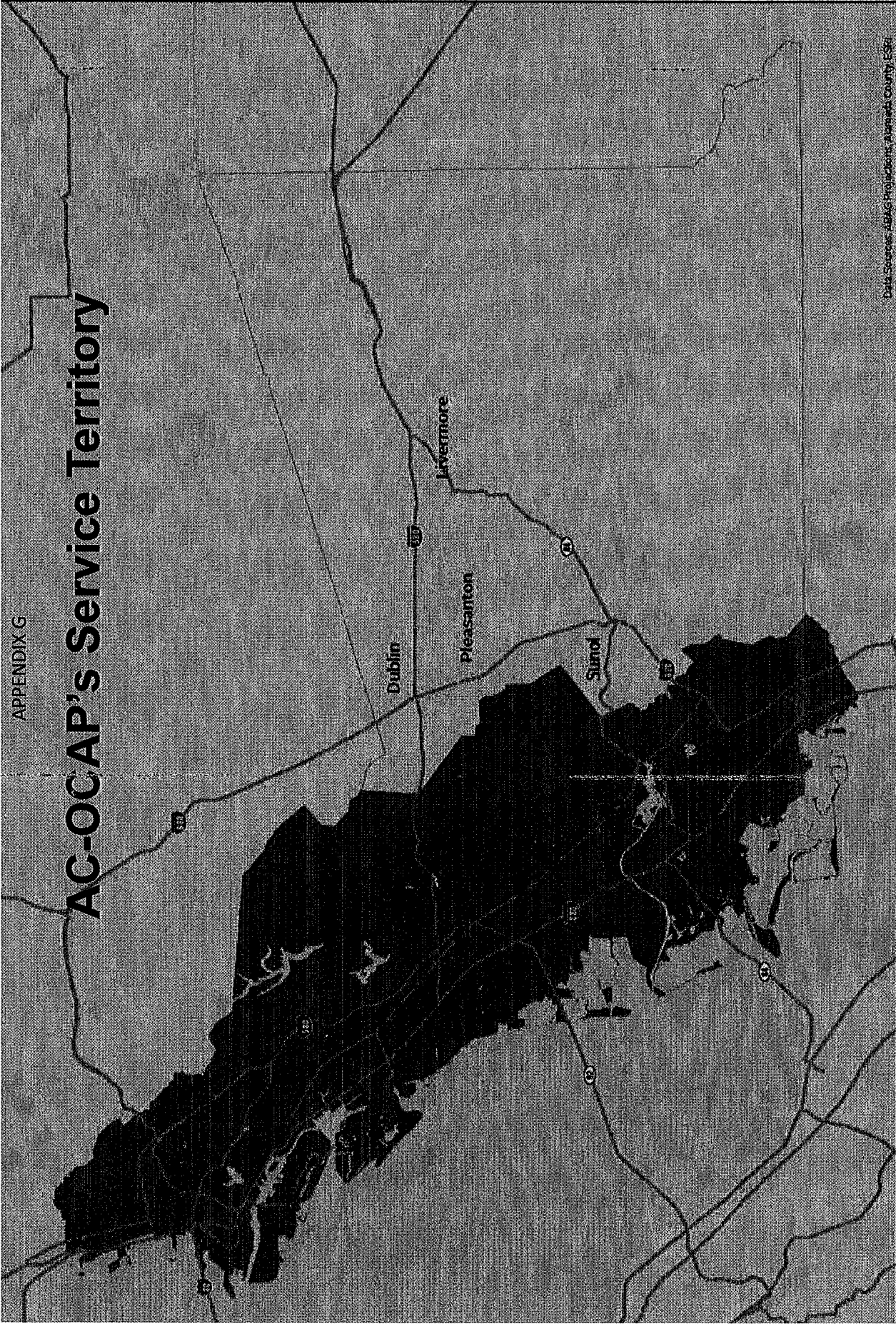
Alameda-County Oakland Community Action Partnership (AC-OCAP)

AC-OCAP's 2015-2017 Strategic Focus Areas		
Family	Job Training & Employment Placement	<p>Support employment focused programs and services that address job training and employment placement which include education/GED and internships for adults, youth 16 and older, seniors, re-entry population, and the homeless; and</p> <p>Provide wraparound/bundle services that assist low-income individuals and families with support in the areas such as Behavioral Health/Covered CA, Food Security/Cal Fresh, Bank on Oakland, Earned Income Tax Credit, and other income support services as it relates to job training & employment placement.</p>
Family	Housing & Community Economic Development	<p>Support programs and services that provide shelter/transitional, stable and affordable housing or home ownership or assets building or financial empowerment or micro enterprise opportunities; and</p> <p>Provide wraparound/bundle services that assist low-income individuals and families with support in the areas such as Behavioral Health/Covered CA, Food Security/Cal Fresh, Bank on Oakland, Earned Income Tax Credit, and other supportive services as it relates to housing & community economic development.</p>

Alameda-County Oakland Community Action Partnership (AC-OCAP)

AC-OCAP's 2015-2017 Strategic Focus Areas		
Community	Civic Engagement	Support programs and services that increase public awareness and expand partnerships with small businesses, Chambers of Commerce, as well as engaging non-profit and public agencies in the issue of poverty and other issues that affect Alameda County's low-income population
Community	Advocacy	Support programs and services that mobilize, empower and promote low-income individuals and the community to take action in the areas of housing, transportation, seniors, education, employment, veterans, immigration, and other areas that impact low-income families.
Agency	Capacity Building	Support programs and services that foster agency capacity-building in the areas of fund development, board development, social media outreach, and community building.

AC-OCAP's Service Territory



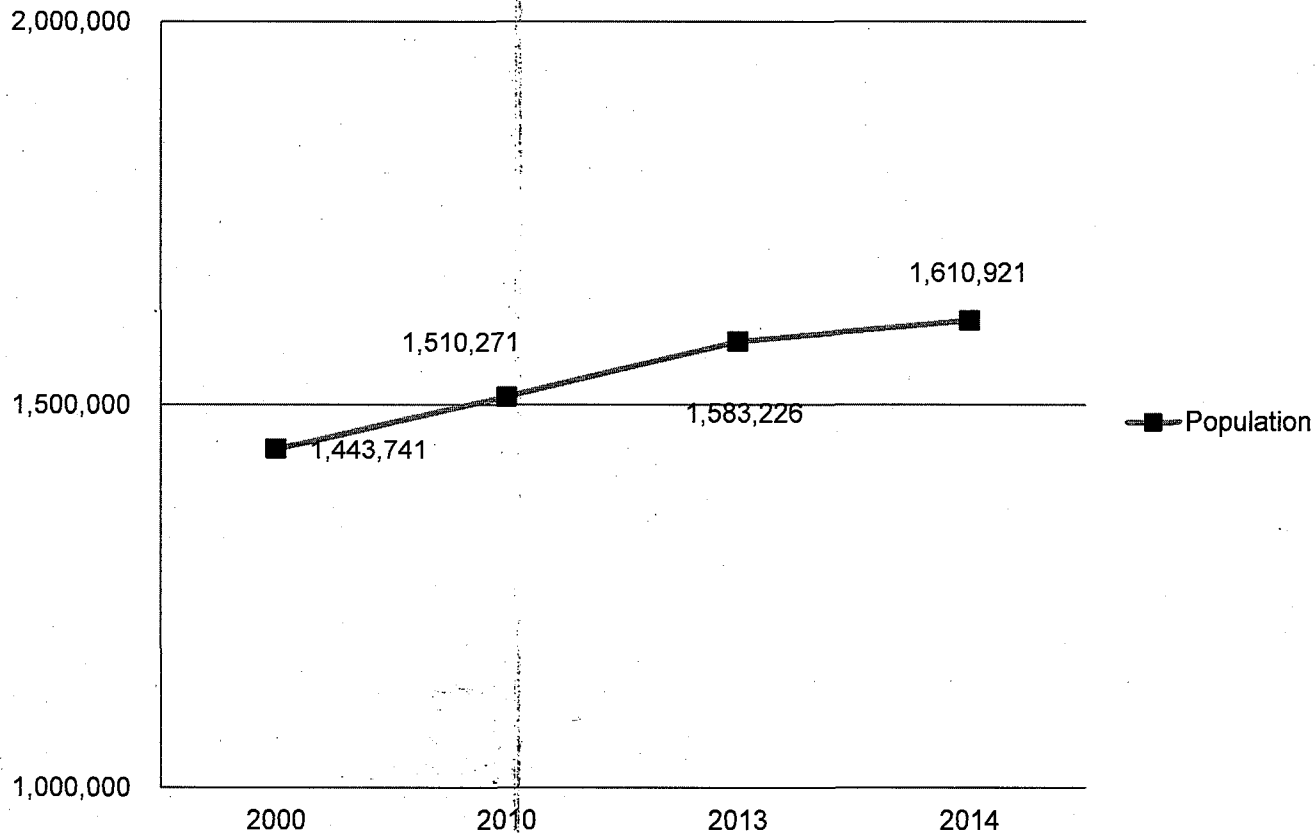
Data Source: ABAG Projections, Alameda County, ESRI



- North County
- Central County
- East County
- South County

Alameda County's Community Demographics

6.6% change from 2010 and 12% from 2000



Source: 2014, 2013 US Census Population Estimate, 2010 and 2000 US Census

Alameda County's Community Demographics

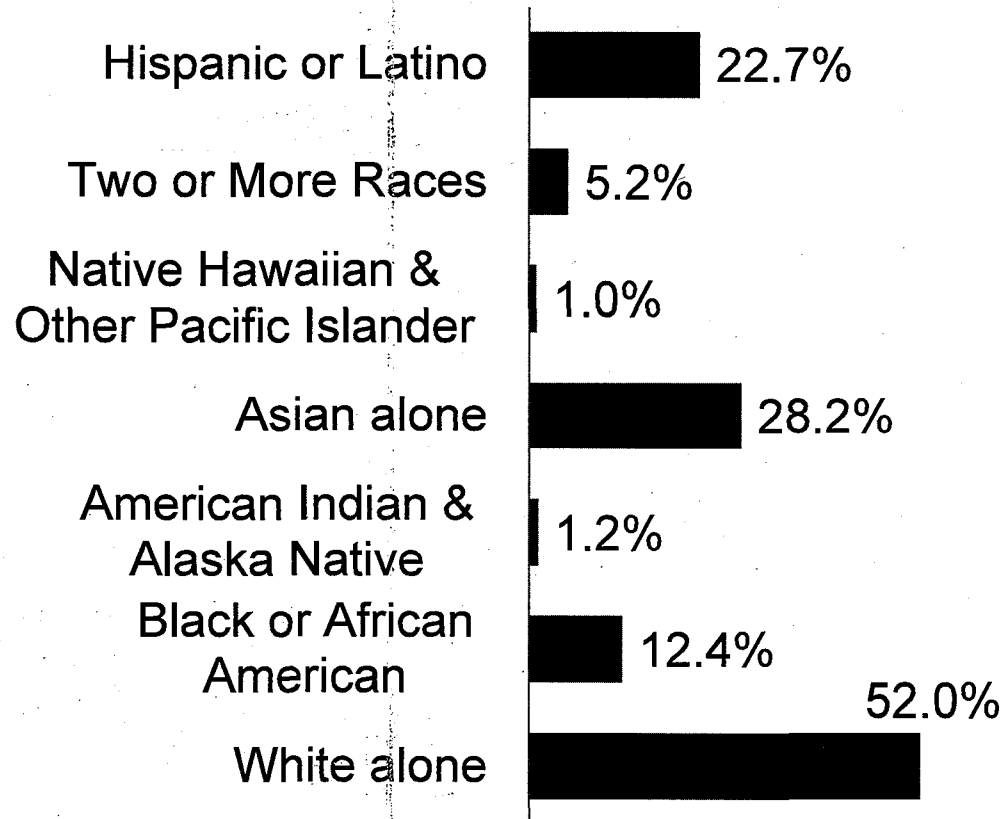
Alameda County: Age

	Median Age	65 and Older	19 and Under
Alameda County	36.8	11.4%	25.0%
Oakland	36.2	11.4%	23.8%

Source: 2009-2013 ACS

Alameda County's Community Demographics

Race and Ethnicity



Source: 2009-2013 ACS

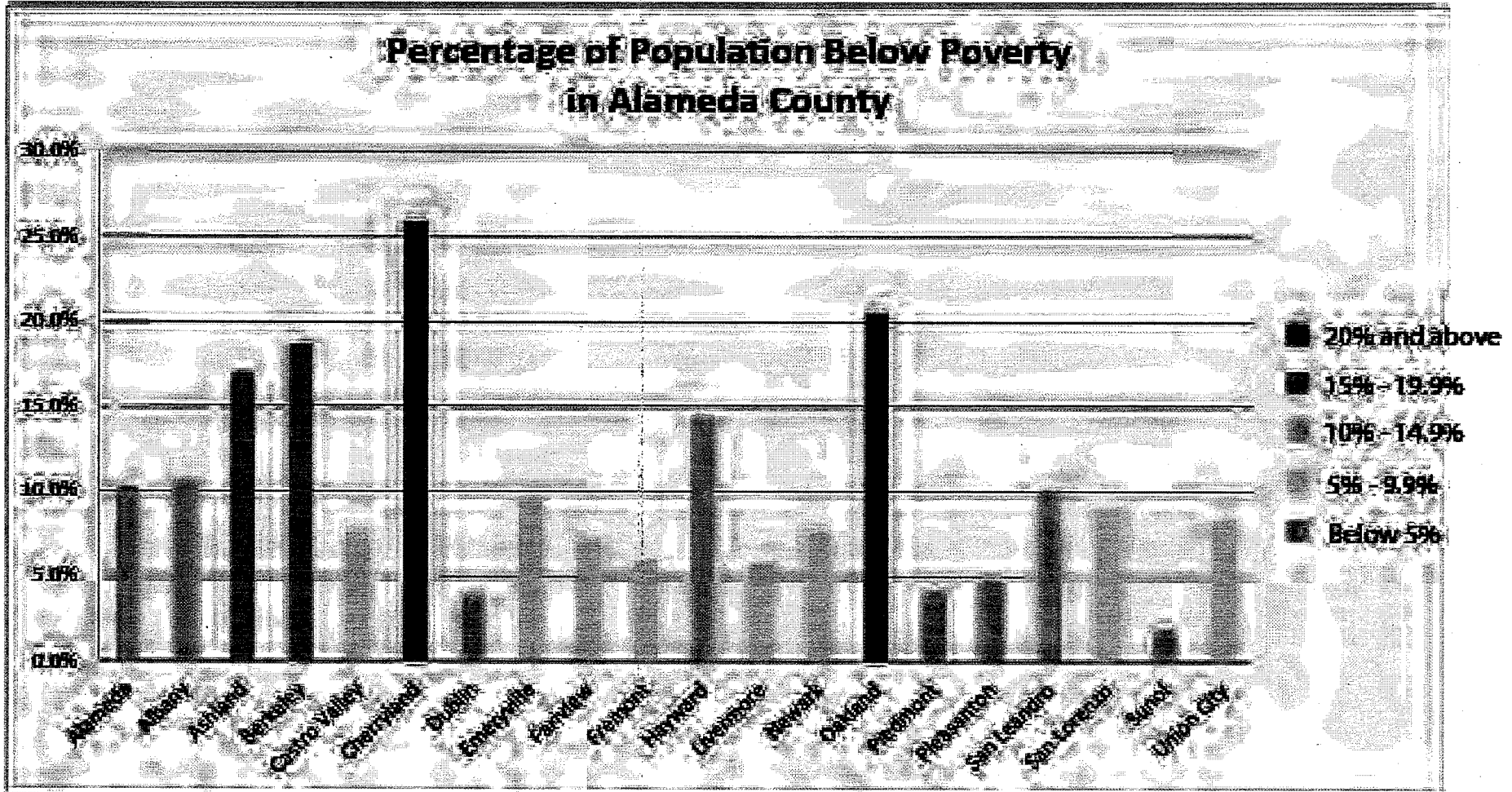
Alameda County & Oakland's Low-Income Community Profile

	2000 Below Poverty Level	%	2010 Below Poverty Level	%	2009-2013 ACS Poverty Level	%	% Change from 2000
Alameda County	156,804	11%	156,084	11%	188,501	12.5%	+1.5%
Oakland	76,489	19.4%	76,489	19%	80,274	20.5%	+1.1%
Berkeley	19,495	20%	19,495	20%	19,464	18.7%	-1.3%
AC w/o	60,820	6.4%	60,100	6.4%	88,763	8.7%	+2.3%

Source: US Census 2000, 2010, and 2009-2013 ACS

- 2015 HHS Poverty Guidelines for an individual is **\$11,770** (around \$5.66 per hr.); **\$24,250** for a family of 4 (around \$11.65 per hr.)

The highest concentration of poverty is in **Cherryland (25.9%)**, up 4.7%, **Oakland (20.5%)**, up 0.9%, and **Ashland (17%)** up 0.4% from the 2007-2011 ACS.



Source: 2009-2013 American Community Survey

Alameda County's Community Indicators

- Income
- Employment
- Education
- Health
- Food Security
- Housing
- Homelessness
- Public Safety

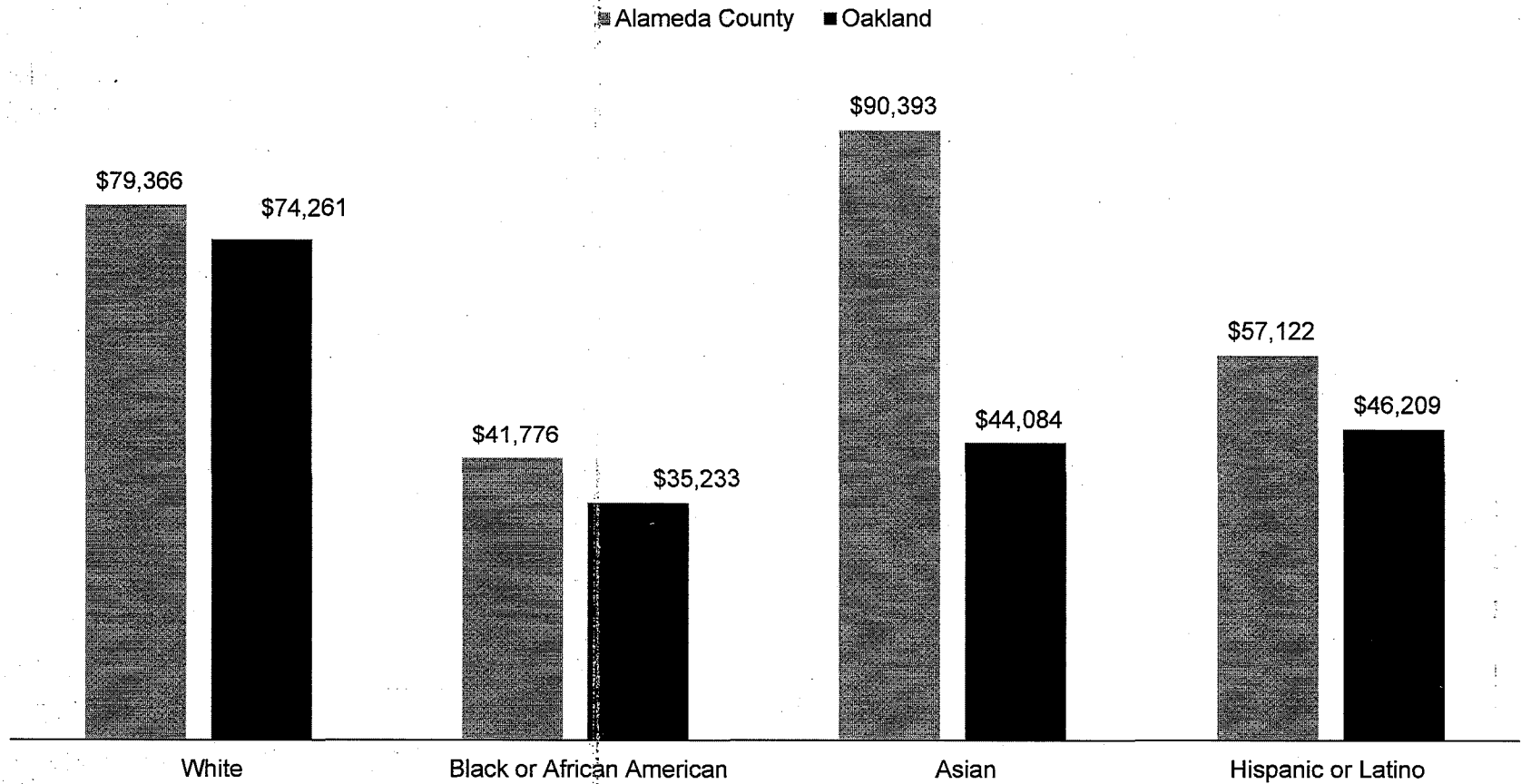
Income

Alameda County median income: **\$72,112**

City of Oakland median income: **\$52,583**

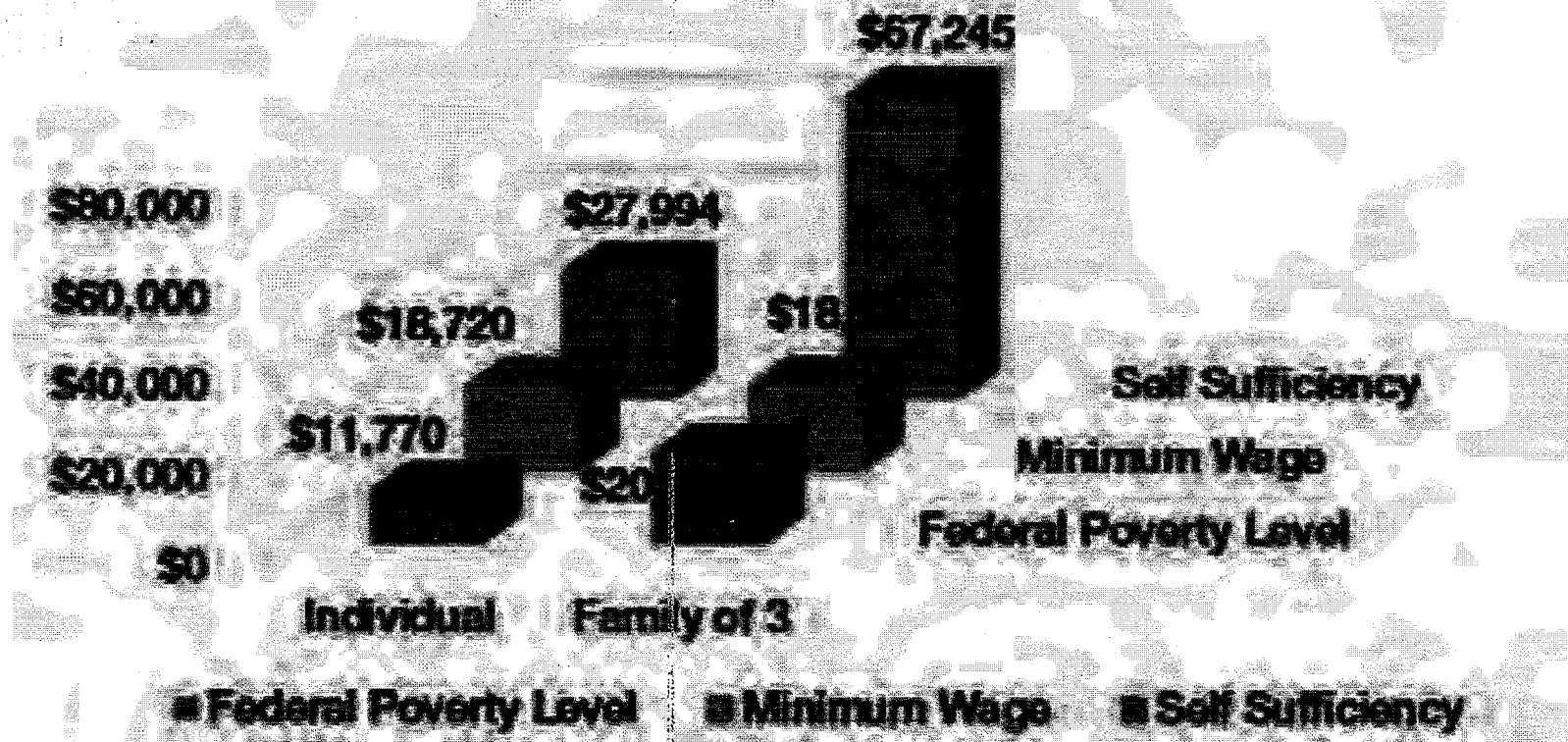
(2009-2013 U.S. Census)

Household Income by Race in Alameda County



Poverty Measures

Alameda County Annual Costs of Living vs. Income



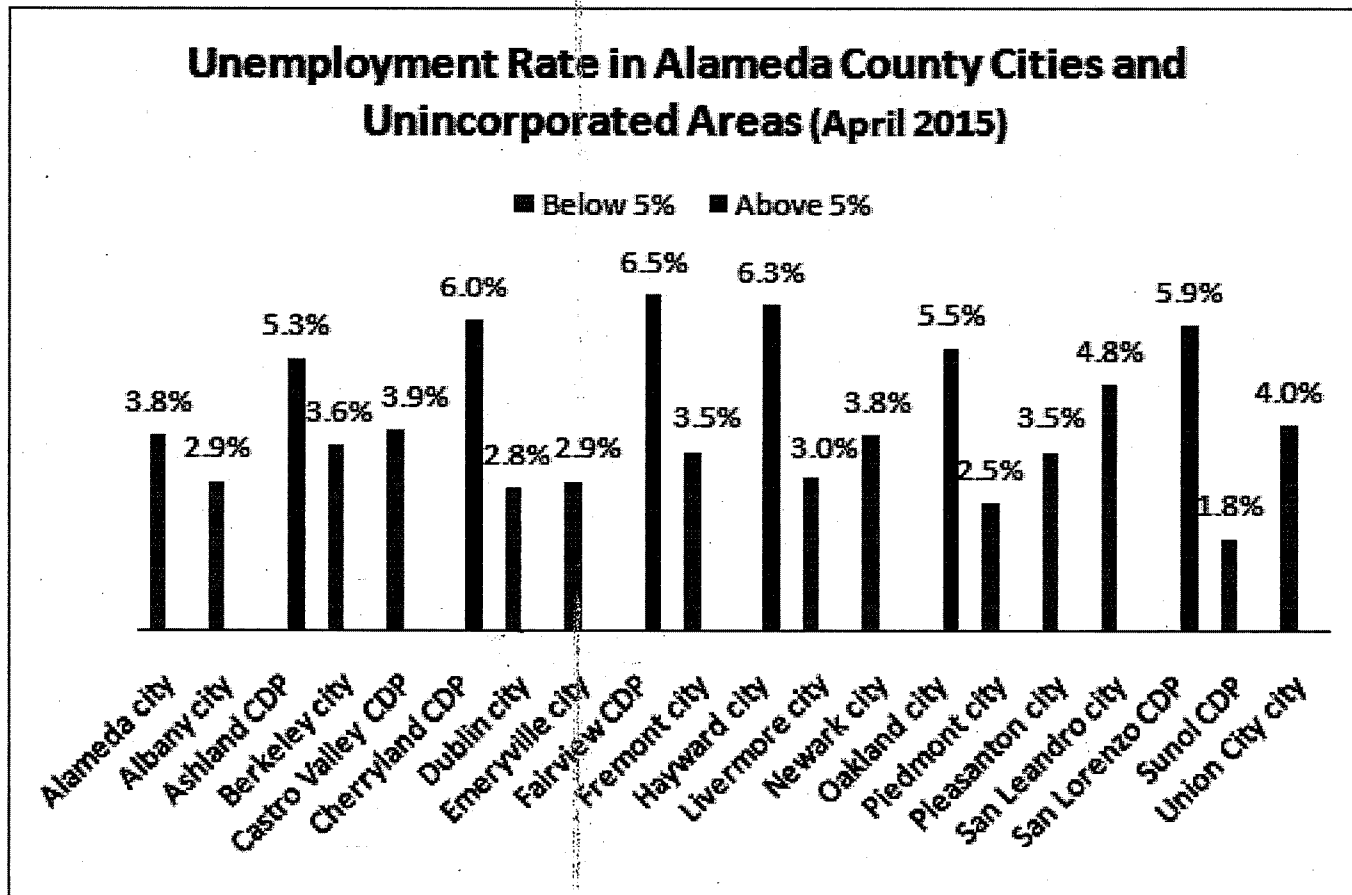
Unemployment

Unemployment rate for:

Alameda County is **4.5%** (entire county), a 2.9% decrease from 2013

Oakland is **5.5%**, a 1.8% decrease from 2013

(California Employment Development Department, April 2015)



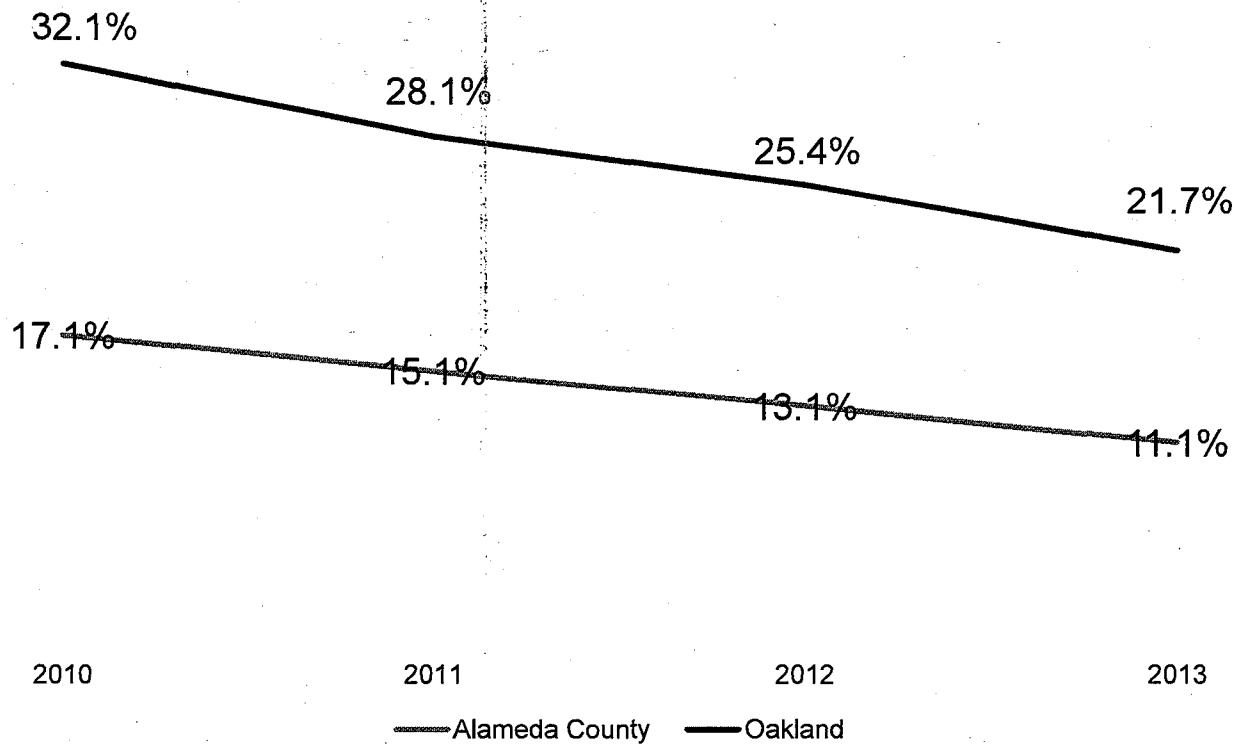
High School Drop Out Rates

11.1% of Alameda County high school students did not graduate

21.7% of Oakland high school students did not graduate

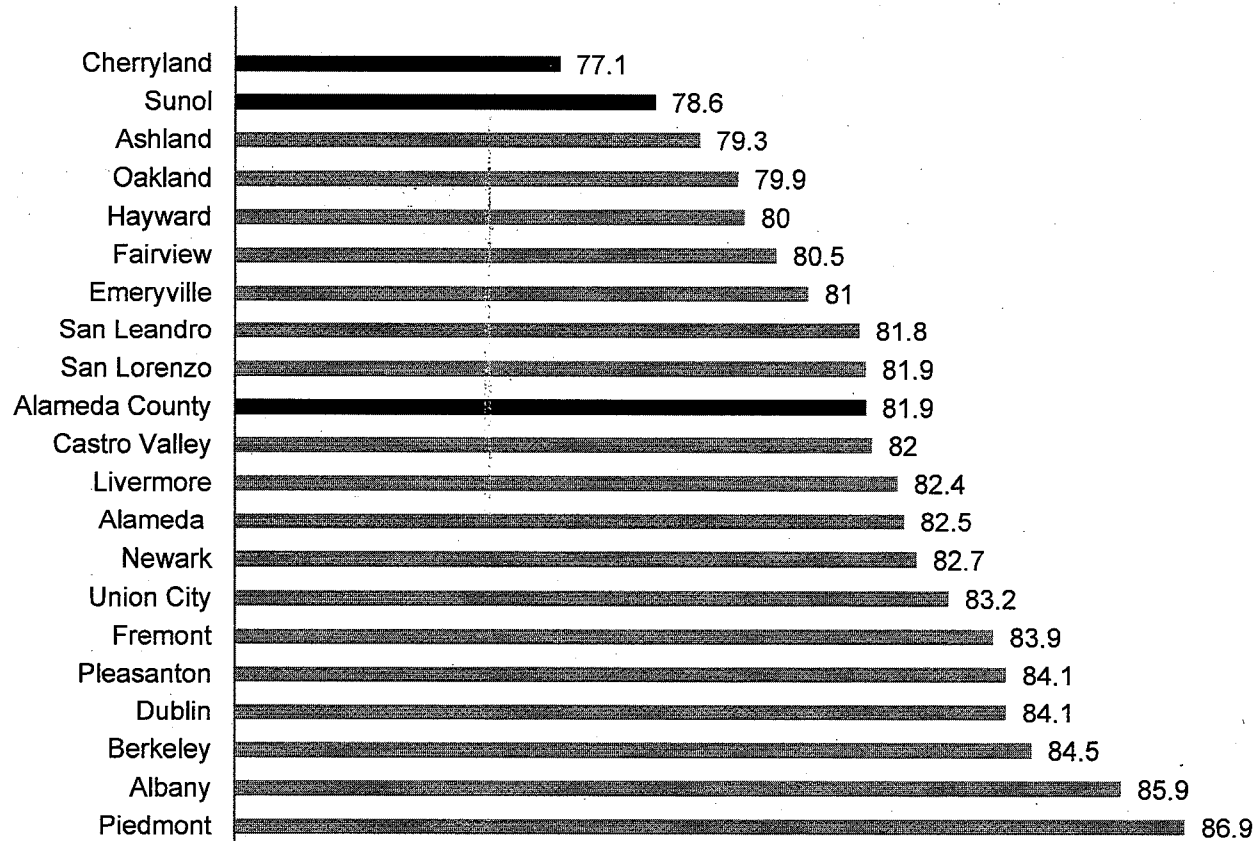
(Class of 2013, California Department of Education)

Graduation Drop Out Rates




Health

Life Expectancy by City/Place in Alameda County



Alameda County Vital Statistic Files, 2010-2012

Food Security



The USDA's food access map shows that East Oakland, West Oakland, Ashland, Cherryland, and Eden are considered food deserts since they **are more than one mile or 10 rural miles** from a supermarket.

65% of Food Bank clients' incomes are below the poverty level; **74%** purchase inexpensive, unhealthy food; **85%** of households are food insecure; don't know where their next meal will come from

(Alameda County Community Food Bank, 2014)

In Alameda County, a record high **127,533** individuals receive CalFresh in the County, however **only 55%** of those who are eligible actually receive food assistance.

(Alameda County Social Services, 2014)

Housing

47% of Alameda County residents are **renters**


In Alameda County, a two-bedroom is **\$1,585** per month.

A family would need **3.4 full-time minimum wage earners** (annual household income of **\$63,400**) to afford a two-bedroom apartment in Alameda County.

Out of Reach 2015, National Low Income Housing Coalition



=

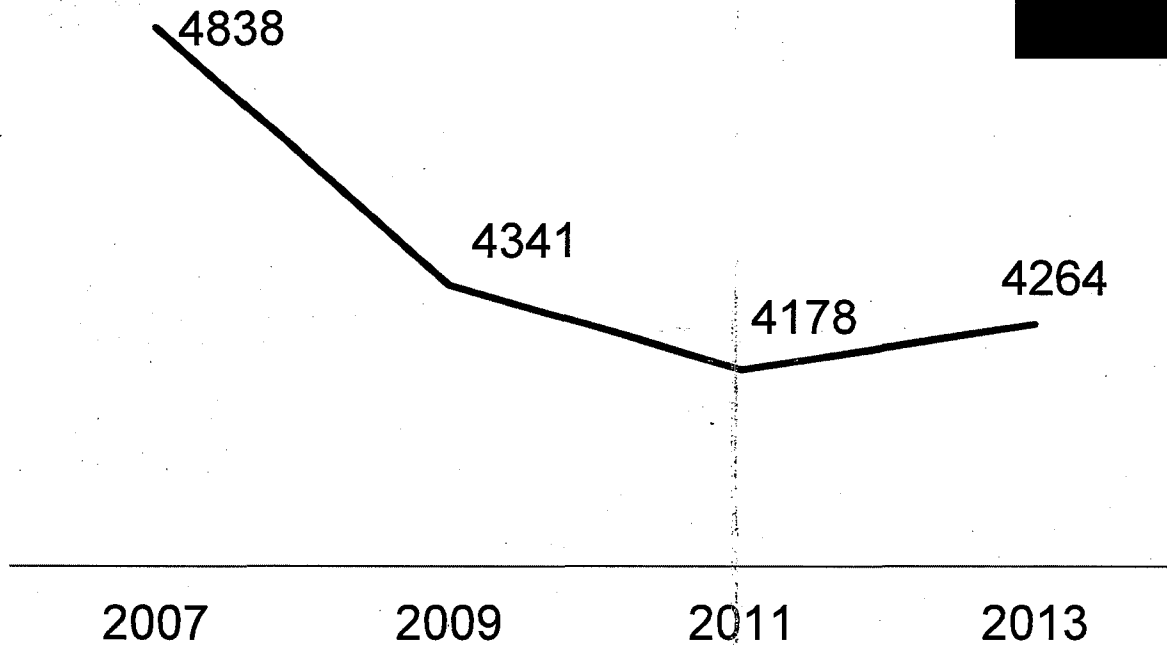



\$1,585/month
for a two bedroom

Out of Reach 2015, National Low Income Housing Coalition

Homelessness

- January 2013: **4,264** homeless
- 11.8% **decline** since 2007



Source: *Alameda Countywide 2013: Homeless County and Survey Report*, by EveryOne Home

Public Safety

- Alameda County had **11,739** violent offenses in 2013, a **1.3% decrease** from 2012 (California Dept. of Justice, 2014)
- There were **2,147** juvenile arrests in the county
- There were **11,952** individuals on probation in 2014 (Alameda County Probation Department)
- In 2012, **824** felons paroled and re-paroled in Alameda County.

Source: California Department of Justice, 2014

Alameda County Survey Findings

What are the three most important concerns for you and your family?

2014 Community Survey

Top Community Concerns

- (1) Education (46%)
- (2) Medical/Dental Care (35%)
- (3) Public Safety (35%)
- (4) Affordable Housing (28%)
- (5) Job Training/Placement (22%)

Respondents' Income

60% Household Income Under \$40,000

Alameda County Survey Findings

2014 Community Survey What Services are Inadequate in Your Community?

- Homelessness (26%)
- Public Safety (24.7%)
- Education (23%)
- Affordable Housing (21%)
- Immigration and Citizenship (19.5%)

2015 Funded Programs

- **Alameda Family Services**
- **Anew America**
- **Bay Area Legal Aid**
- **Building Futures with Women and Children**
- **City of Oakland Community Housing and Oakland Fund for Children & Youth**
- **Civicorps**
- **Covenant House California**
- **East Bay Asian Local Development Corporation**
- **Earned Income Tax Credit and Bank on Oakland**
- **Eden Information and Referral, Inc.**
- **Family Emergency Shelter Coalition**
- **Hayward Unified School District/Hayward Adult School**
- **Housing and Economic Rights Advocates**
- **La Familia Counseling Service**
- **Self-Help Economic Development, Inc (SHED)**
- **Soulciety**
- **St. Mary's**
- **Vietnamese American Community Center of the East Bay**

Future CSBG Funding

- CSBG Reauthorization/Legislation
- 2015 CSBG Funding: \$1.27 million
- Challenges
 - Lack of Funding for Safety Net
 - Provides \$6.73 per person
((\$1.27mil/188,501 individuals in poverty))



APPENDIX G

**Alameda County-Oakland
Community Action Partnership**

Factsheet 2014



1 in 3 children (29%) live in poverty in Oakland



1 in 6 children (16%) live in poverty in Alameda County

12.5% of Alameda County's residents (188,501) live below the federal poverty level

20.5% of Oakland's residents (80,274) live below the federal poverty level

8% of the surrounding Alameda County's residents (88,763) live below the federal poverty level (excluding Oakland & Berkeley)

COMMUNITY IMPACT

31,049 low-income Alameda County residents served

72,044 summer lunches provided to Oakland's low-income children as part of the Summer Food Program

21,195 Alameda County low-income residents received free tax preparation at 62 VITA sites

\$3.1mil saved by low-income families in tax preparation fees

\$25 mil in tax refunds brought back to low-wage earners through Alameda County's EITC campaign

\$810,000 in Community Service Block Grant (CSBG) funds invested into the community and over **\$4.7 million** leveraged by non-profit partners

Source: 2009-2013 American Community Survey, AC-OCAP Plan

The Promise of Community Action

***“Community Action* changes people’s lives, embodies the spirit of hope, improves communities, and makes Oakland and Alameda County a better place to live. We care about the entire community, and we are dedicated to helping people help themselves and each other”**

Community Needs

“What do you see as the most pressing needs in your community?”



APPENDIX G



Guest Sign-In Sheet

ALAMEDA COUNTY-OAKLAND COMMUNITY ACTION PARTNERSHIP
BOARD MEETING & PUBLIC HEARING ON THE PROPOSED 2016 – 2017 CAP PLAN
FOR THE COMMUNITY SERVICES BLOCK GRANT
MONDAY, JUNE 08, 2015

City Hall
One Frank H. Ogawa Plaza
Hearing Room 3

Low-income representative

Name (Please print)

Agency/City

Email

Sergio Medina

Covenant House

smedina@covoakland.org

Shannon Bowen

Civicoops

shannon.bowen@civicoops.org

Wendy Calimag

Girls Inc. of Alameda
County

wcalimag@
girlsincalameda.org

DENISE NORMAN

ST MARY

Leslie Clark

St Mary Center

JOSHUA SIMON

EAST BAY ASIAN Local
Development Corp

jsimon@EBALDC.org

Jennifer Ellis

La Familia Counseling

jellis@LaFamiliaCounseling.org

Will Sherwin

Dream Catcher

~~will~~ wsherwin@alamedaaf.org

Guest Sign-In Sheet

ALAMEDA COUNTY-OAKLAND COMMUNITY ACTION PARTNERSHIP
BOARD MEETING & PUBLIC HEARING ON THE PROPOSED 2016 – 2017 CAP PLAN
 FOR THE COMMUNITY SERVICES BLOCK GRANT
 MONDAY, JUNE 08, 2015

City Hall
 One Frank H. Ogawa Plaza
 Hearing Room 3

Low-income representative

Name (Please print)

Agency/City

Email

S: Mon 7 Goren

OAKLAND

Dawn Valadez

REACH Ashland Youth Center

reachfd@~~reachfd~~
acgov.org

Xiomara Rascon

Hayward

Olivia Williams

CITY

RevOKW@ATT.net

Destiny Dewitt

soulciety

destinydewitt1995@gmail.com

Laurie Cooper

Parent Voice

lauriecooper567@gmail.com

Kamille Coz

parent voice

John
Cobatesi

Alameda County
Community Food Bank

jbaechireit@comcast.net



Guest Sign-In Sheet

ALAMEDA COUNTY-OAKLAND COMMUNITY ACTION PARTNERSHIP
BOARD MEETING & PUBLIC HEARING ON THE PROPOSED 2016 – 2017 CAP PLAN
FOR THE COMMUNITY SERVICES BLOCK GRANT
MONDAY, JUNE 08, 2015

City Hall
One Frank H. Ogawa Plaza
Hearing Room 3

Low-income representative

Please Follow up

Name (Please print)

Agency/City

Email

Clarice Newton

Knockout The Violence
Oakland

818799-2225
Claricesinvestments@gmail.com

Amber Lamason

EBALDC

alamason@ebaldc.org

STEVEN SUMMERS

KULIB ADVOCATES

SSUMMERS10@hotmail.com

Carol Johnson

St. Mary's Center

cjohnson@stmaryscenter.org

Shirley Gee

Vietnamese American
Community Center of East Bay

vaccet@gmail

Gay McDaniel

FESCO

gmdaniel@fescofamilysheffer.org

Judy Jackson

Food bank

jkjackson9470@comcast.net

Aaron Horner

Soulcrety

aaron@soulcrety.org

Guest Sign-In Sheet

ALAMEDA COUNTY-OAKLAND COMMUNITY ACTION PARTNERSHIP
 BOARD MEETING & PUBLIC HEARING ON THE PROPOSED 2016 – 2017 CAP PLAN
 FOR THE COMMUNITY SERVICES BLOCK GRANT
 MONDAY, JUNE 08, 2015

City Hall
 One Frank H. Ogawa Plaza
 Hearing Room 3

Low-income representative

Name (Please print)

Agency/City

Email

Veronica Ewing

HUSD HAS, Hayward

vewing@has.educ

Jessica Bartholow

jbartholow@wclp.org

LARA CALVERT

SPECTRUM Community Services

lcalvert@spectrumcs.org

Audrey Lieberworth

mandela marketPlace/Oak (PUEBLO)

audrey@mandelamarketplace.org

John Yuasa

People United for a Better Life in Oakland

lyuasa@peopkunitd.org

Phung NGUYEN

Vietnamer Community Development Inc

trungvan1946@yahoo.com

Clarissa Douthard

Parent Voices

info@parentvoicesoakland.org



APPENDIX G



Guest Sign-In Sheet

ALAMEDA COUNTY-OAKLAND COMMUNITY ACTION PARTNERSHIP
BOARD MEETING & PUBLIC HEARING ON THE PROPOSED 2016 - 2017 CAP PLAN
FOR THE COMMUNITY SERVICES BLOCK GRANT
MONDAY, JUNE 08, 2015

City Hall
One Frank H. Ogawa Plaza
Hearing Room 3

Low-income representative

Name (Please print)

Agency/City

Email

- EVA AGUILLAR USDA EVAAG4@AOL.COM
- OCIE HALL EDB NA
- Please Follow Up* Bettye Lou Wright ONA RLC/RAB Volunteer 510 684-9622 cp
510 444-4996 hm
- Jamla A. English City Council/D4 JEnglish@Oakland.net.com
- Liz Wail San Leandro lwail@public
- BARBARA BERNSTEIN Eden ER/211 bbernstein@edenis.org
- Jon Butah self jon@dwoseas.com
- Theresa Rude Alameda Co. CAO

ATTACHMENT B

AC - OCAP

2015 Programs and Services Outcomes Chart

HOUSING AND COMMUNITY ECONOMIC DEVELOPMENT						
Organization	Program	Funded Amount	Services	Annual Goals	Outcomes (as of June 30, 2015)	Population Served
<p>Alameda Family Services 2325 Clement Avenue, Alameda, CA 94501</p> <p>Service Location: 422-424 Jefferson Street Oakland, CA 94607</p>	DreamCatcher Youth Services	\$50,000 Oakland	Provides a vital continuum of care for homeless youth to enable them to become healthy, productive adults	150 Oakland homeless, disengaged, and disconnected youth projected to be served.	101 total Oakland youth received short-term shelter, assessment, case planning, counseling, other behavioral health services, and referrals to services necessary to obtain permanent housing, school and/or employment. 50 Oakland sheltered youth made safe exists through family reunification or other safe housing. 91 Oakland youth increased their sense of safety, well-being, and self-sufficiency due to Dream Catcher interventions.	<p>Oakland: 94602 (3) 94603 (1) 94605 (5) 94606 (3) 94607 (3) 94608 (3) 94609 (3) 94612 (1) Unknown (79)</p>
<p>Anew America Community Corporation 1918 University Ave STE 3A Berkeley, CA 94704</p> <p>Service Location: 1470 Fruitvale Avenue, Ste. 5 Oakland, CA 94601</p>	Microenterprise Development and Asset Building for Low-Income Entrepreneurs	\$50,000 Oakland	Provides targeted microenterprise development and asset building services to low-income families	50 Oakland low-income residents projected to be served.	43 total Oakland low-income residents served. 12 clients received business and financial literacy training and technical assistance to launch their businesses. 12 clients produced and implemented household budgets and savings plans. 4 previously-enrolled clients created jobs through expanding their businesses. 31 clients accessed VITA tax preparation services.	<p>Oakland: 94601 (8) 94602 (4) 94603 (3) 94605 (4) 94606 (5) 94607 (3) 94608 (5) 94609 (2) 94610 (1) 94611 (1) 94618 (1) 94621 (6)</p>
<p>Building Futures with Women and Children (Cornerstone Community Development Corp) 1395 Bancroft Avenue San Leandro, CA 94577</p> <p>Service Locations: 2181 Clement Ave., Alameda 501 Davis St., San Leandro</p>	Surmounting Barriers/ Building Futures	\$50,000 Alameda County	Provides women and children experiencing domestic violence with emergency and transitional shelter, housing assistance, and comprehensive case management services.	250 Alameda County homeless women and children and survivors of domestic violence projected to be served.	196 total Alameda County women and children were provided emergency temporary shelter and comprehensive case management. Out of 135 clients who exited the program, 64 obtained safe and affordable permanent housing, 9 obtained transitional housing and 51 resolved one or more housing barriers. 89% of the support group and workshop clients reported being more knowledgeable about community resources and gained tools for self-sufficiency.	<p>Alameda County: Central County (145) North County (51)</p>
<p>Covenant House California (CHC) Service Location: 200 Harrison Street Oakland, CA 94607</p>	Shelter and Transitional Living Programs for Homeless Young Adults (18-23)	\$50,000 Oakland	Provides year-round emergency shelter and wraparound services for homeless transition-aged youth.	120 Oakland homeless, transition-aged youth projected to be served.	85 total Oakland homeless youth were provided emergency shelter and crisis intervention. 12 obtained permanent supported housing.	<p>Oakland: Unknown (85)</p>



**Alameda County - Oakland Community Action Partnership (AC-OCAP)
2015 Programs and Services Outcomes (Midyear)**

Attachment B

HOUSING AND COMMUNITY ECONOMIC DEVELOPMENT

Organization	Program	Funded Amount	Services	Annual Goals	Outcomes (as of June 30, 2015)	Population Served
<p>East Bay Asian Local Development Corporation 26081 Mocine Ave. Hayward, CA 94544</p> <p>Service Location: 6818 Lion Way, Suite 105 Oakland, CA 94612</p>	Lion Creek Crossings Family Resource Center & Lion's Pride	\$50,000 Oakland	Provides low-income Havenscourt residents with housing and employment support, public benefits assistance, leadership development, and community engagement.	245 Oakland low-income residents projected to be served.	309 total Oakland low-income residents were served. 14 maintained or received public benefits. 31 found housing. 34 trained leaders feel empowered to make change. 45 residents feel better connected to their neighbors through community events and outreach.	Oakland: 94602 (1) 94603 (1) 94606 (1) 94609 (1) 94612 (1) 94617 (1) 94621 (215) Unknown (88)
<p>Family Emergency Shelter Coalition (FESCO) 21455 Birch Street, #5 Hayward, CA 94541</p> <p>Service Locations: 22671 3rd St., Hayward 21568 Banyan St., Hayward</p>	Family Emergency Shelter Coalition (FESCO)	\$50,000 Alameda County	Provides housing and wraparound services to extremely low-income homeless families	128 Alameda County low-income individuals (35 families: 45 adults 83 children) projected to be served.	121 total Alameda County low-income individuals were served. 44 exited the program and obtained more permanent housing, 35 obtained emergency temporary shelter, and 19 exited the program with earned income.	Alameda County: Central County (121)
<p>Housing and Economic Rights Advocates (HERA) 1814 Franklin Street, Ste. 1040 Oakland, CA 94612</p>	My Financial Wellness	\$50,000 Alameda County	Provides low-income residents with legal services to address debt collection and credit reporting problems.	120 Alameda County low-income residents projected to be served.	29 Alameda County low-income residents were served. 18 received support to address debt collection, credit reporting, and access to credit issues. 10 connected to non-profit and government resources to build income. 11 received brief legal counsel to address debt and credit issues. In addition, HERA conducted 2 debt/credit workshops.	Alameda County: Central County (23) South County (4) East County (2)
<p>St. Mary's Center 925 Brockhurst Street, Oakland, CA 94608</p> <p>3202 San Pablo Avenue Oakland, CA 94608</p> <p>1114 32nd Street Oakland, CA 94608</p>	Senior Homeless	\$50,000 Oakland	Provides critical basic needs to seniors, many of whom suffer from mental illness and/or addictions	70 Oakland homeless seniors projected to be served.	72 total Oakland homeless seniors were sheltered in emergency shelter or supportive housing. 26 entered permanent housing, 68 were temporarily sheltered, 18 found permanent housing, and 68 received case management services.	Oakland: Unknown (72)



**Alameda County - Oakland Community Action Partnership (AC-OCAP)
2015 Programs and Services Outcomes (Midyear)**

Attachment B

JOB TRAINING AND EMPLOYMENT PLACEMENT						
Organization	Program	Funded Amount	Services	Annual Goals	Outcomes (as of June 30, 2015)	Population Served
Civicorps Schools Corpsmember Academy 101 Myrtle Street Oakland, CA 94607 Job Training Center 1425 5 th Street Oakland, CA 94607	Professional Pathway	\$50,000 Oakland	Provides an employment-focused program that involves paid job training and employment placement as well as a high school diploma program, internships, and wraparound services.	35 Oakland low-income young adults projected to be served.	24 total Oakland low-income young adults were served. 20 who were previously unemployed obtained a job making at least \$12.35 an hour. 19 have been employed and maintained a job for at least 90 days. 20 increased their employment income. 24 obtained skills/competencies required for employment. 11 graduated with a high school diploma.	Oakland: 94601 (5) 94602 (2) 94603 (2) 94605 (4) 94606 (2) 94607 (4) 94608 (1) 94619 (1) 94621 (3)
Elevating Soulciety 16335 East 14 th Street San Leandro, CA 94578	REACH Rescue EMT Training Program	\$25,000 Alameda County	Provides low-income, minority your adults with EMT training and employment placement.	10 Alameda County low-income young adults projected to be served.	12 total Alameda County low-income, minority young adults completed the EMT training program conducted by BAY EMT and received program completion certification. Two were placed in EMT-related employment.	Alameda County: Central County (12)
La Familia Counseling Service 1401 Almond Ave., Room 20 Livermore, CA 94550 Service Locations: Dublin City Hall 100 Civic Plaza Dublin, CA 94568 Hayward City Hall 777 B Street Hayward, CA 94541	District Attorney's Justice Academy (DAJA)	\$25,000 Alameda County	Provides high-risk high school students with an overview of the criminal justice system and an opportunity to enhance work readiness and social justice advocacy skills.	37 Alameda County high-risk high school students projected to be served.	13 Alameda County high-risk high school students were served. All have completed career exploration workshops with legal and law enforcement professionals.	Alameda County: Central County (10) North County (1) East County (2)
Vietnamese American Community Center of the East Bay (VACCEB) 655 International Blvd. Oakland, CA 94606	Path to Self Sufficiency	\$50,000 Oakland	Provides ESL, vocational preparation, and job placement services to refugee and immigrant communities.	20 Oakland immigrant and Southeast Asian refugees projected to be served.	11 total Oakland immigrant and Southeast Asian refugees were served. 8 secured employment, 9 advanced at least 2 levels on the PSS ladder, and 9 developed sufficient language skills to navigate within American society.	Oakland: 94603 (1) 94606 (8) 94609 (1) 94611 (1)

AC-OCAP GENERAL PROGRAMMING						
Organization	Program	Funded Amount	Services	Annual Goals	Outcomes (as of June 30, 2015)	Population Served
<p>Bay Area Legal Aid 1735 Telegraph Avenue Oakland, CA 94612</p> <p>Alameda County Service Locations: SparkPoint Fremont FRC 39155 Liberty St., Ste. A-110 Fremont, CA 94538</p> <p>Alameda County Juvenile Justice Center 2500 Fairmont Dr. San Leandro, CA 94578</p> <p>Oakland Service Locations: Dream Catcher Youth Shelter 422 Jefferson Street Oakland, CA 94607</p> <p>Alameda County Family Justice Center 470 27th Street Oakland, CA 94612</p>	Alameda County & Oakland Legal Safety Net Project	\$20,000 Oakland & Alameda County	Increases self-sufficiency by providing access to free civil legal services for people living in poverty throughout Oakland and the surrounding Alameda County.	1075 Oakland and 970 Alameda County low-income youth, refugees, veterans, re-entry clients, and limited English proficient individuals are projected to be served.	<p>463 total Oakland low-income households obtained free legal assistance. 42 received advice for domestic violence or sexual assaults and 463 received legal advice.</p> <p>366 total Alameda County low-income households obtained free legal assistance. 80 received advice for domestic violence or sexual assaults and 366 received legal advice.</p> <p>100% of the clients who received advice and counsel or brief legal services have improved knowledge of and ability to assert their civil rights. 95% of clients whose cases were accepted for extended legal representation received fully favorable outcomes.</p>	<p>Oakland: 94601 (64) 94602 (17) 94603 (36) 94605 (60) 94606 (47) 94607 (41) 94608 (19) 94609 (19) 94610 (8) 94611 (12) 94612 (46) 94618 (4) 94619 (24) 94621 (44) Unknown (22)</p> <p>Alameda County: Central County (95) North County (58) South County (80) East County (95) Unknown (38)</p>
<p>Self-Help Economic Development, Inc. (SHED) 1432 7th Street Oakland, CA 94607</p> <p>Service Locations: Mandela Gateway Apartments 1350 7th Street Oakland, CA 94607</p> <p>Civicorps School 101 Myrtle Street Oakland, CA 94607</p>	Community Programs	\$10,000 Oakland	Provides financial education, credit report reviews, banking accounts and free income tax preparation.	50 Oakland low-income residents projected to be served.	24 total Oakland low-income residents participated in the Credit Report Review program to review their credit reports as well as create an action plan with the assistance of Credit Coaches.	<p>Oakland: 94601 (3) 94603 (4) 94605 (1) 94606 (3) 94607 (6) 94608 (1) 94609 (2) 94610 (1) 94619 (2) 94621 (1)</p>



**Alameda County - Oakland Community Action Partnership (AC-OCAP)
2015 Programs and Services Outcomes (Midyear)**

Attachment B

AC-OCAP GENERAL PROGRAMMING						
Organization	Program	Funded Amount	Services	Annual Goals	Outcomes (as of June 30, 2015)	Population Served
AC-OCAP General Programming	Food Drive and Alameda County/Oakland EITC Campaign	\$10,000	EITC Campaign	3,000 Oakland and 19,007 Alameda County tax returns, EITC claims, and financial services.	10,831 total Oakland low-income residents served and 10,743 total Alameda County low-income residents served (21,574 total) at 58 participating sites \$25,017,080 total in tax returns countywide (with \$13,606,511 total in tax returns in Oakland).	Oakland and throughout Alameda County
		\$5,000	Summer Food	80,000 Lunches and 72,000 Snacks	88,231 Lunches and 86,536 Snacks at 70 sites Over 19,000 children and youth served	
Eden Information and Referral (Eden I&R)	Information and Referral	\$100,000 (GF) \$20,000	211 Information and Referral for Oakland, Bank on Oakland, and EITC	Information and Referral Services	23,991 Information and Referral calls handled by 211 in 2014-2015	Oakland and throughout Alameda County
Department of Human Services (DHS) Community Housing Services (CHS) Hunger Program	Oakland's Annual Holiday Dinner/CHS's Food Distribution	\$5,000 Oakland	Co-sponsor the City's Annual Holiday Dinner.	2,000 Oakland residents projected to be served.	TBD total Oakland low-income residents received emergency food.	Oakland residents
		\$34,000 Oakland	AC-OCAP sponsored DHS Community Housing Services' (CHS) food distribution.	2,000 Oakland residents projected to be served.	TBD total Oakland low-income residents received food bags distributed at 15 sites through AC-OCAP's sponsored CHS's # food distribution sites (3,400 food bags with 8 meals per a bag = 27,200 meals).	
CSBG Investment: \$ 654,000 Leveraging Total: \$ 5,491,685					"Helping People... Changing Lives" Oakland Residents Served: 30,963 Alameda County Residents Served: 11,480 Over 42,443 Oakland and Alameda County Low-Income Residents Served	

FILED
OFFICE OF THE CITY CLERK
OAKLAND

2015 NOV 19 PM 12:49

Approved as to Form and Legality

OAKLAND CITY COUNCIL


City Attorney

RESOLUTION No. _____ C.M.S.

Introduced by Councilmember _____

A RESOLUTION:

(1) AUTHORIZING THE CITY ADMINISTRATOR TO ACCEPT AND ALLOCATE A RENEWAL GRANT IN THE AMOUNT OF \$1,270,145 IN ANTI-POVERTY COMMUNITY SERVICES BLOCK GRANT (CSBG) FUNDS FOR 2016 FROM THE CALIFORNIA DEPARTMENT OF COMMUNITY SERVICES AND DEVELOPMENT (CSD);

(2) AUTHORIZING THE CITY ADMINISTRATOR TO ACCEPT AND APPROPRIATE ADDITIONAL GRANT FUNDS FROM CSD FOR THE SAME PURPOSE WITHOUT RETURNING TO COUNCIL;

(3) AUTHORIZING A CONTRIBUTION FROM THE GENERAL PURPOSE FUND IN AN AMOUNT EQUIVALENT TO THE DEPARTMENT'S CENTRAL SERVICES OVERHEAD CHARGES ESTIMATED AT \$86,789; AND

(4) AUTHORIZING THE CITY ADMINISTRATOR TO ENTER INTO GRANT AGREEMENTS, PROFESSIONAL SERVICES CONTRACTS, AND AMENDMENTS WITH ALAMEDA COUNTY - OAKLAND COMMUNITY ACTION PARTNERSHIP'S SERVICE PROVIDERS FOR THE 2016 PROGRAM YEAR

WHEREAS, the City of Oakland has received Anti-Poverty Community Services Block Grant (CSBG) funding since 1971; and

WHEREAS, the State of California Department of Community Services and Development (CSD) has made available CSBG funds for calendar year 2016; and

WHEREAS, the Alameda County - Oakland Community Action Partnership (AC-OCAP) is scheduled to receive \$1,270,145 for the CSBG program from the CSD for 2016 programming; and

WHEREAS, the City of Oakland, on behalf of AC-OCAP, wishes to accept and allocate the aforementioned grant in the amount of \$1,270,145 for the program year January 1, 2016 through December 31, 2016, under provisions of the CSBG program; and

WHEREAS, the City's two-year adopted budget appropriates said funds of \$1,258,856 in the Department of Health and Human Services Fund (2128), CSBG-Admin Organization (78361) and CSBG – Program Organization (78362), CAP/CSBG Admin FY15-16 Project (G484910); and

WHEREAS, due to the State imposed 12% administrative cap, HSD is requesting a contribution from the General Purpose Fund in an amount equivalent to the Department's Central Services Overhead charges, which is currently estimated at \$86,789; and

WHEREAS, these funds will be used to provide program administrative support and direct services to Oakland's and Alameda County's (excluding Berkeley) low-income citizens to help them become self-sufficient as outlined in the State approved 2016-2017 AC-OCAP Plan; and

WHEREAS, services provided will be in accordance with Federal and State subcontractor provisions, regulations, and guidelines for eligible activities under the CSBG program; now, therefore, be it

RESOLVED: That the City Administrator or her designee is hereby authorized to accept and allocate a Community Services Block Grant renewal in the amount of \$1,270,145; and be it

FURTHER RESOLVED: That the FY 2015-2016 adopted appropriation for the 2016 Community Services Block Grant be amended to \$1,270,145 in the Department of Health and Human Services Fund (2128), CSBG-Admin Organization (78361) and CSBG – Program Organization (78362), CAP/CSBG Admin FY 15-16 Project (G484910); and be it

FURTHER RESOLVED: That should additional grant funds be received from the grantor (CSD), within the existing grant term, the City Administrator or her designee is hereby authorized to accept and appropriate the grant funds for the same purpose without returning to Council within the duration of the grant term (January 1, 2016 – December 31, 2016); and be it

FURTHER RESOLVED: That the City Administrator is hereby authorized to conduct all negotiations, and execute and submit all documents, including but not limited to applications, agreements, amendments, modifications, payment requests, terminations and related actions which may be necessary to accept and appropriate the CSBG grant; and be it

FURTHER RESOLVED: That all Central Services Overhead charges associated with this grant in an estimated amount of \$86,789 will be offset through a contribution of the General Purpose Fund as approved in the City's biennial FY 2015-2017 Adopted Budget; and be it

FURTHER RESOLVED: That the City Administrator, or her designee, is hereby authorized to execute grant agreements and professional services contracts for the 2016 CSBG Programming with the following service providers and in alignment with the State-approved 2015-2016 Community Action Plan:

GRANT AGREEMENTS/PROFESSIONAL SERVICES CONTRACTS

2016 AC-OCAP Programming (Grantee/Contractor)	Program Title	Contract/ Grant Agreement	Allocation (not to exceed)
Alameda Family Services	DreamCatcher Youth Services	Grant Agreement	Oakland \$50,000
AnewAmerica Community Corporation	Microenterprise Development and Asset Building for Low-Income Entrepreneurs	Grant Agreement	Oakland \$50,000
East Bay Asian Local Development Corporation	Thriving Families	Grant Agreement	Oakland \$50,000
St. Mary's Center	Senior Homeless	Grant Agreement	Oakland \$50,000
Civicorps	Professional Pathway	Grant Agreement	Oakland \$50,000
Covenant House California	Shelter and Transitional Living Programs for Homeless Young Adults	Grant Agreement	Oakland \$50,000
Vietnamese American Community Center of the East Bay	Path to Self-Sufficiency	Grant Agreement	Oakland \$50,000
Southern Alameda County Committee for Raza Mental Health	Alameda County District Attorney's Justice Academy, Career Pathway -dba of La Familia Counseling Service	Grant Agreement	Alameda County \$25,000
Cornerstone Community Development Corporation	Surmounting Barriers/Building Futures -dba Building Futures with Women and Children	Grant Agreement	Alameda County \$50,000
Family Emergency Shelter Coalition	Homeless Family Services	Grant Agreement	Alameda County \$50,000
Hayward Unified School District/The Hayward Center	Youth Enrichment Services	Grant Agreement	Alameda County \$50,000
Housing and Economic Rights Advocates	My Financial Wellness	Grant Agreement	Alameda County \$50,000
Elevating Soulciety	REACH: Rescue EMT Training Program	Grant Agreement	Alameda County \$25,000
TOTAL			\$600,000

AC-OCAP GENERAL PROGRAMMING			
2016 AC-OCAP General Programming	Program Title GRANTEE/CONTRACTOR/PARTNER	Contract/ MOU/ Grant Agreement	Allocation (not to exceed)
Financial Empowerment Initiative	Bank on Oakland Initiative (Clear Channel/ CBS Outdoors/BART – Marketing)	Contract	\$15,000
Financial Empowerment Initiative	Bank on Oakland Initiative Cities for Financial Empowerment	Contract	\$20,000
Financial Empowerment Initiative	Earned Income Tax Credit Campaign (Clear Channel/CBS Outdoors/BART – Marketing)	Contract	\$15,000
Financial Empowerment Initiative	Self- Help Economic Development (Credit Repair)	Grant Agreement	\$10,000
Information and Referral	211 Services for Bank on Oakland and EITC Eden I&R, Inc.	Grant Agreement	\$20,000
Information and Referral	Bay Area Legal Aid	Grant Agreement	\$20,000
Community Programing	Alameda County Community Food Bank	Grant Agreement	\$15,000
Community Programing	United Way of the Bay Area	Grant Agreement	\$5,000
Community Programing	HSD Community Housing Services Hunger Program & Summer Lunch	MOU	\$10,000
Community Programing	Safe Passages	Grant Agreement	\$20,000
Community Programing	March and Rally to End Poverty/ Community Forums	Contract	\$5,000
Community Programing	CitySpan Technologies Misc.	Contract	\$10,000
TOTAL			\$165,000

; and be it

FURTHER RESOLVED: That the City Administrator or her designee is authorized to amend the above-referenced agreements to increase grant amounts to service providers if additional CSBG grant funds become available, without returning to Council; and be it

FURTHER RESOLVED: That said grant agreements and contracts shall be approved as to form and legality by the Office of the City Attorney and placed on file in the Office of the City Clerk.

IN COUNCIL, OAKLAND, CALIFORNIA, _____

PASSED BY THE FOLLOWING VOTE:

AYES- BROOKS, CAMPBELL WASHINGTON, GALLO, GUILLEN, KALB, KAPLAN, REID, AND
PRESIDENT GIBSON MCELHANEY

NOES-

ABSENT-

ABSTENTION-

ATTEST: _____

LATONDA SIMMONS
City Clerk and Clerk of the Council
of the City of Oakland, California