

# DEPARTMENT FEE ANALYSIS

## FY 2017-18 MASTER FEE SCHEDULE

- A-1 CITY ADMINISTRATOR'S OFFICE
- A-2 DEPARTMENT OF TRANSPORTATION
- A-3 ECONOMIC & WORKFORCE DEVELOPMENT
- A-4 PLANNING & BUILDING
- A-5 OAKLAND POLICE
- A-6 OAKLAND PARKS & RECREATION
- A-7 OAKLAND PUBLIC WORKS
- A-8 REVENUE MANAGEMENT BUREAU
- A-9 OAKLAND FIRE DEPARTMENT.
- A-10 OFFICE OF THE CITY ATTORNEY
- A-11 OFFICE OF THE CITY CLERK

*Amendments to the MFS occur annually. The department analysis were prepared by each Department and demonstrate that the City's proposed fees are compliant with Proposition 26. Revenues derived from the proposed fees and charges will not exceed the funds required to provide the related government activities, services, and programs and the amounts of the proposed fees and charges will not exceed the proportional cost of service provided or benefit attributable to each fee payer. The analysis and documentation submitted by each of the Departments demonstrate that the proposed fee modifications comply with the requirements set forth in Proposition 26.*

## ATTACHMENT A - ANALYSIS

# City Administrator's Office

FEE ANALYSIS

FY 2017-18 MASTER FEE SCHEDULE

A-1: CITY ADMINISTATOR

Tab #	Permit Type	FY 17-18	CURRENT	RECOMMENDED	ADM ASST TO CA	ASST TO CA	PSR	OPD	CITY ATTY	AUDITOR	OPD SGT	TOTALS
1	Void											
2	Mechanical & Electronic Games	594	500	550	3.6	3.13						6.73
3	Theater Permit	594	500	550	3.6	3.13						6.73
4	Moving Picture Permit	594	500	550	3.6	3.13						6.73
5	Bingo Hall Permit	1209	1150	1200	6.82	4.77						11.59
6	Bingo Game Operator (\$50)	174	50	50								
7	Audit Fee	5420	3985	5000						25		25
8	Public Safety Fee	1345	1085.98	1200	4			5.26				9.26
9	Dance Hall Permit	594	500	550	3.6	3.13						6.73
10	Cabaret Permit App. Fee	658	600	600	2.72	3						5.72
11	Cabaret Permit (over 50)	873	830	873								
12	Cabaret Ext. Hours App.	1198	1125	1195	3	3.9		2.7				9.6
13	Cabaret Ext. Hours Permit	3115	2900	2900								
14	Sm. Cabaret App. Fee	658	300	300	2.72	3						5.72
15	Sm. Cabaret Permit	873	275	275								
16	Pool Room & Bowling Alley	594	500	550	3.6	3.13						6.73
17	Skating Rink Permit	594	500	550	3.6	3.13						6.73
18	Riding Academy Permit	594	500	550	3.6	3.13						6.73
19	Miniature Golf Course Permit	594	500	550	3.6	3.13						6.73
20	Carnival Permit	594	500	550	3.6	3.13						6.73
21	Outdoor Amusement Center	594	500	550	3.6	3.13						6.73
22	Trampoline Center	594	500	550	3.6	3.13						6.73
23	Massage Establishment	594	500	550	3.6	3.13						6.73
24	Massage Therapist - Initial	270	150	150								
25	Massage Therapist - Renewal	263	100	100								
26	Upgrading to Therapist	114	60	60								
27	Replacement Badge	35	30	30								
28	Change of Workplace	78	20	20								
29	Pawn Broker Permit	594	500	550	3.6	3.13						6.73
30	Pawn Broker Renewal Permit	109	90	100	1	0.25						1.25
31	Secondhand Dealer Permit	594	310	400	3.6	3.13						6.73
32	Secondhand Dealer Renewal	109	60	100	1	0.25						1.25
33	Secondhand Jewelry	594	310	400	3.3	3.13						6.43
34	Secondhand Jewelry Renewal	109	310	100	1	2.5						3.5
35	Storage of Secondhand mat.	109	60	100	1	2.5						3.5
36	Scrap Dealer Permit	594	310	400	3.6	3.13						6.73
37	Scrap Collector Permit	594	310	400	3.6	3.13						6.73
38	Escort Service											
39	Limousine											
40	Livery Stable	594	500	550	3.6	3.13						6.73
41	Flying Field, Heliport	594	500	550	3.6	3.13						6.73
42	MPV Application	610	500	500								
43	MPV Noticing	290	263	263								
44	MPV Permit	140	50	140								
45	MPV Parking	\$2/hr	\$2/hr	\$2/hr								
46	MPV Signs	6	3.10	3.10								
47	Public Notice for Newspaper	116	65	65								
48	Appeal Filing Fee, SAP	701	650	700								
49	Charitable Solicitation Fee	109	30	30								
50	Eliminate				partial cost	4						

Towards recovery

Towards recovery

Towards recovery

































































Name of Fee  
Annual Unit Volume

Change of Workplace 1

DESCRIPTION OF COST





















































































































































56XXX

58XXX

59XXX

Subtotal: \$ 32,874

**Total Dept Expenditures** \$ **328,098**

Total Annual Volume 98

**Fee** \$ **3,348**



56XXX

58XXX

59XXX

Subtotal: \$ 32,874

**Total Dept. Expenditures** \$ 590,909

Total Annual Volume 98

**Fee** \$ 6,030



# Department of Transportation

FEE ANALYSIS

FY 2017-18 MASTER FEE SCHEDULE

A-2: TRANSPORTATION

Department-wide MASTER staffing sheet by Job Classification  
Calculate Salaries at Step 5

Annual Hours 1950  
Hours per day 7.5  
Hours per week 37.5  
Days per year 260

Position Title	City Dept	Rep Code	# of FTE	Annual Wages, Cost at Step 5	Total Salary, Benefits & Overhead			Hourly Rate	
					Benefits	Overhead	OPEB		
ADA Projects Coordinator	TW1		1.00	\$ 114,478	112.26%	75.11%	7.47%	\$ 337,525	\$ 162.27
Administrative Assistant II	TW1		1.00	\$ 62,527	112.26%	75.11%	7.47%	\$ 184,352	\$ 88.63
Chief of Party	UH1		1.00	\$ 91,428	112.26%	75.11%	7.47%	\$ 269,564	\$ 129.60
City Land Surveyor	UM2		1.00	\$ 120,197	112.26%	75.11%	7.47%	\$ 354,385	\$ 170.38
Construction Inspector (F)	SC1		1.00	\$ 69,056	112.26%	75.11%	7.47%	\$ 203,603	\$ 97.89
Construction Inspector Supv. (Field)	UH1		1.00	\$ 99,842	112.26%	75.11%	7.47%	\$ 294,371	\$ 141.52
Construction Inspector, Sr (F)	SC1		1.00	\$ 83,886	112.26%	75.11%	7.47%	\$ 247,329	\$ 118.91
Engineer, Assistant II (O)	TF1		1.00	\$ 93,496	112.26%	75.11%	7.47%	\$ 275,662	\$ 141.37
Engineer, Civil (O)	TF1		1.00	\$ 108,840	112.26%	75.11%	7.47%	\$ 320,901	\$ 164.56
Engineer, Principal Civil (O)	UM1		1.00	\$ 164,281	112.26%	75.11%	7.47%	\$ 484,364	\$ 248.39
Engineer, Civil Supervising (O)	TM2		1.00	\$ 133,787	112.26%	75.11%	7.47%	\$ 394,456	\$ 202.29
Engineer, Transportation	TF1		1.00	\$ 108,840	112.26%	75.11%	7.47%	\$ 320,901	\$ 164.56
Engineer, Transportation Supv.	TM2		1.00	\$ 133,787	112.26%	75.11%	7.47%	\$ 394,456	\$ 202.29
Engineering Technician II (O)	SD1		1.00	\$ 68,816	112.26%	75.11%	7.47%	\$ 202,894	\$ 104.05
Environment Program Specialist	TF1		1.00	\$ 88,204	112.26%	75.11%	7.47%	\$ 260,059	\$ 133.36
Program Analyst III	UM2		1.00	\$ 94,173	112.26%	75.11%	7.47%	\$ 277,656	\$ 133.49
Project Manager II	UM2		1.00	\$ 153,418	112.26%	75.11%	7.47%	\$ 452,333	\$ 231.97
Public Service Representative	SD1		1.00	\$ 54,386	112.26%	75.11%	7.47%	\$ 160,349	\$ 77.09
Surveying Technician (F)	SC1		1.00	\$ 60,050	112.26%	75.11%	7.47%	\$ 177,049	\$ 85.12
Surveying Technician, Sr (F)	SC1		1.00	\$ 69,056	112.26%	75.11%	7.47%	\$ 203,603	\$ 97.89
Traffic Engineering Tech. Sr (O)	SD1		1.00	\$ 83,753	112.26%	75.11%	7.47%	\$ 246,934	\$ 118.72
Watershed Program Supervisor	UM2		1.00	\$ 109,023	112.26%	75.11%	7.47%	\$ 321,442	\$ 164.84
Administrative Assistant II	TW1		1.00	\$ 60,122	112.26%	75.11%	7.47%	\$ 137,070	\$ 65.90



Name of Fee  
Annual Unit Volume

Electrical Engineering Review

**DESCRIPTION OF COST**

**A) Personnel Analysis:**

Class Name	FTE*	Salary, Benis & Overhead (Col J) from Master Staffing Sheet	Actual Cost @ FTE %	*Department must provide back-up data justifying FTE Calculation 1 Hour
Electrical Engineer III	0.0005128	\$ 352,346	\$ 180.69	
Total Amount			180.69	

**B) Other Operating Expenses:**

Account Number	Description	Total Expense	*Department must provide back-up data justifying FTE Calculation
52XXX			
54XXX			
55XXX	55119 Travel - mileages and parking	10.00	
56XXX			
59XXX			
Subtotal:		10.00	
Total Dept Expenditures		180.69	

Total Annual Volume  
Fee

-

-











Name of Fee  
Annual Unit Volume

Engineering Review

**DESCRIPTION OF COST**

**A) Personnel Analysis:**

Class Name	FTE*	Salary, Benefits & Overhead (Col J) from Master Staffing Sheet	Actual Cost @ FTE %	*Department must provide back-up data justifying FTE Calculation
Engineer, Supervising Civil (O)	0.00005	\$ 410,234	\$ 21	0.1 hours Department head
Engineer, Civil (O)	0.00051	\$ 333,737	\$ 171	1 hours billing and follow-up and reporting work
		Total Amount	\$ 192	

**B) Other Operating Expenses:**

Account Number	Description	Total Expense
52XXX		
53XXX		
54XXX		
55XXX		
56XXX		
58XXX		
59XXX		
Subtotal:		\$ -
Total Dept Expenditures		\$ 192

Total Annual Volume 0  
Fee -

Name of Fee  
Annual Unit Volume

Sewer Discharge Authorization

**DESCRIPTION OF COST**

**A) Analysis:**

Name of Fee	Hrly Rate	Hrs Needed	Actual Cost	*Department must provide back-up data justifying FTE Calculation
Sewer Discharge Authorization	\$ 192	4.00	\$ 768	*Department must provide back-up data justifying FTE Calculation, item A
			\$ -	
			\$ -	

**B) Other Operating Expenses:**

**Total Expense** \*Department must provide back-up data justifying FTE Calculation

Account Number Description

Total Dept Expenditures \$ 768

Total Annual Volume 0

Fee \$ -























Name of Fee  
Annual Unit Volume

A. Inspection for Issuance of a Permit

**DESCRIPTION OF COST**

**A) Analysis:**

	Name of Fee	Hrly Rate	Hrs Needed	Actual Cost	*Department must provide back-up data Justifying FTE Calculation
1.a	Within Property	\$	158	\$ 315	per calculation on Right-of-Way Management, item B.2.a
1.b	Within Private Property and Sidewalk/Roadway	\$	158	\$ 473	per calculation on Right-of-Way Management, item B.2.a
4.b	Sewer, Common Private, Not during normal hours	\$	630	\$ 945	per calculation on Right-of-Way Management, item A.4.a
5	Voluntary Repair with EBMUD Incentive Program	\$	158	\$ 158	per calculation on Right-of-Way Management, item B.2.a
6	Voluntary Repair Coordinated with City Project	\$	-	No Fee	Inspection included as part of CIP inspection.

**B) Other Operating Expenses:**

Account Number Description

Total Expense \*Department must provide back-up data Justifying FTE Calculation

**Total Dept Expenditures**

Total Annual Volume 0  
Fee \$ -



Name of Fee  
Annual Unit Volume

Sewer, New Building Connection Including Tap Inspection

**DESCRIPTION OF COST**

**A) Personnel Analysis:**

Class Name	FTE*	Salary, Bonus & Overhead (Col J) from Master Staffing Sheet	Actual Cost @ FTE %	*Department must provide back-up data justifying FTE Calculation
Construction Inspector (F)	0.00240385	\$ 211,747	\$ 509	5 hours Actual field inspection and some minor office related work and travel time and follow up (at least three visits)
Construction Inspector, Sr (F)	0.00096154	\$ 257,222	\$ 247	2 hours Senior construction inspector related work and some plan review
Construction Inspector Supv. (Field)	0.00024038	\$ 306,146	\$ 74	0.5 hours Supervisor's work related activities to inspection and admin.
Public Service Representative	0.00015385	\$ 166,763	\$ 26	0.3 hours Scheduling the work and servicing the clients
Engineer, Supervising Civil (O)	0.00005128	\$ 503,738	\$ 26	0.1 hours Department head
Administrative Assistant II	0.00015385	\$ 191,726	\$ 29	0.3 hours Billing and follow-up and reporting work
		Total Amount	\$ 911	

**B) Other Operating Expenses:**

Account Number	Description	Total Expense
52X XX		
53XXX		
54XXX		
55XXX		
56XXX		
58XXX		
59XXX		
Subtotal:		\$ -
Total Dept Expenditures		\$ 911

\*Department must provide back-up data justifying FTE Calculation

Total Annual Volume \$ 0  
Fee \$ -

Name of Fee  
Annual Unit Volume

Sewer Septic Tank Abatement

**DESCRIPTION OF COST**

**A) Personnel Analysis:**

Class Name	FTE*	Salary, Bonus & Overhead (Col J) from Master Staffing Sheet	Actual Cost @ FTE %	*Department must provide back-up data justifying FTE Calculation
Construction Inspector (F)	0.00120192	\$ 211,747	\$ 255	2.5 hours Actual field inspection and some minor office related work and travel time
Construction Inspector, Sr (F)	0.00004808	\$ 257,222	\$ 12	0.1 hours Senior construction inspector related work
Construction Inspector Supv. (Field)	0.00000000	\$ 306,146	\$ -	0 hours Supervisor's work related activities to inspection & admin.
Public Service Representative	0.00000000	\$ 166,763	\$ -	0 hours Scheduling the work and servicing the clients
Engineer, Supervising Civil (O)	0.00000000	\$ 503,738	\$ -	0 hours Department head
Administrative Assistant II	0.00000000	\$ 191,726	\$ -	0 hours Billing and follow-up and reporting work
		Total Amount	\$ 267	

**B) Other Operating Expenses:**

Account Number	Description	Total Expense	*Department must provide back-up data justifying FTE Calculation
52XXX			
53XXX			
54XXX			
55XXX			
56XXX			
58XXX			
59XXX			
Subtotal:		\$ 267	
Total Dept Expenditures		\$ 267	

Total Annual Volume \$ 0  
Fee \$ -



Name of Fee  
Annual Unit Volume

Sewer, Common Privates, Normal Hours

**DESCRIPTION OF COST**

**A) Personnel Analysis:**

Class Name	FTE*	Salary, Benis & Overhead (Col J) from Master Staffing Sheet	Actual Cost @ FTE %	*Department must provide back-up data justifying FTE Calculation
Construction Inspector (F)	0.00192308	\$ 211,747	\$ 407	4 hours Actual field inspection and some minor office related work and travel time and follow up (at least three visits)
Construction Inspector, Sr (F)	0.00048077	\$ 257,222	\$ 124	1 hours Senior construction inspector related work and some plan review
Construction Inspector Supv. (Field)	0.00024038	\$ 306,146	\$ 74	0.5 hours Supervisor's work related activities to inspection and admin.
Public Service Representative	0.00015385	\$ 166,763	\$ 26	0.3 hours Scheduling the work and servicing the clients
Engineer, Supervising Civil (O)	0.00000000	\$ 410,234	\$ -	0 hours Department head
Administrative Assistant II	0.00000000	\$ 191,726	\$ -	0 hours billing and follow-up and reporting work
<b>Total Amount</b>		<b>\$ 630</b>	<b>\$ 630</b>	

**B) Other Operating Expenses:**

Account Number	Description	Total Expense
52XXX		
53XXX		
54XXX		
55XXX		
56XXX		
58XXX		
59XXX		
<b>Subtotal:</b>		<b>\$ 630</b>
<b>Total Dept Expenditures</b>		<b>\$ 630</b>

Total Annual Volume  
**Fee**

0  
-

Name of Fee  
Annual Unit Volume

Permit (Includes 2 Hours of Inspection)

**DESCRIPTION OF COST**

**(A) Personnel Analysis:**

Class Name	FTE*	Salary, Bonus & Overhead (Col J) from Master Staffing Sheet	Actual Cost @ FTE %	*Department must provide back-up data justifying FTE Calculation
Construction Inspector (F)	0.00096154	\$ 211,747	\$ 204	Actual field inspection and some minor office related work and travel time
Construction Inspector, Sr (F)	0.00024038	\$ 257,222	\$ 62	Senior construction inspector related work - review of the application for requirements
Construction Inspector Supv. (Field)	0.00009615	\$ 306,146	\$ 29	Supervisor's work related activities to inspection and admin.
Public Service Representative	0.00012821	\$ 166,763	\$ 21	Scheduling the work and servicing the clients
Engineer, Supervising Civil (O)	0.00005128	\$ 410,234	\$ 21	Department head (plan review)
Administrative Assistant II	0.00010256	\$ 191,726	\$ 20	billing and follow-up and reporting work
Engineer, Assistant II (O)	0.00000000	\$ 286,689	\$ -	as needed for abatement notices
<b>Total Amount</b>		<b>\$ -</b>	<b>\$ 357</b>	

**(B) Other Operating Expenses:**

Account Number	Description	Total Expense
52XXX		
53XXX		
54XXX		
55XXX		
56XXX		
58XXX		
59XXX		
<b>Subtotal:</b>		<b>\$ -</b>
<b>Total Dept Expenditures</b>		<b>\$ 357</b>

Total Annual Volume \$ 0  
Fee \$ -



Name of Fee  
Annual Unit Volume

B. Excavation Permit

**DESCRIPTION OF COST**

A) Analysis: \*Department must provide back-up data justifying FTE Calculation

Name of Fee	Hrly Rate	Hrs Needed	Actual Cost	*Department must provide back-up data justifying FTE Calculation
2.a Additional Inspection Hours	\$ 158	1.00	\$ 158	per calculation on Right-of-Way Management, item B.2.a
2.b Not During Normal Operating Hours	\$ 158	1.50	\$ 236	per calculation on Right-of-Way Management, item B.2.a
7 Extension of Excavation Permit	\$ 158	1.00	\$ 158	per calculation on Right-of-Way Management, item B.2.a

B) Other Operating Expenses: \*Department must provide back-up data justifying FTE Calculation

Account Number Description

**Total Dept Expenditures**

Total Annual Volume 0  
Fee \$ -

Name of Fee  
Annual Unit Volume

Additional Inspection Hours

DESCRIPTION OF COST

A) Personnel Analysis:

Class Name	FTE*	Salary, Bonus & Overhead (Col J) from Master Staffing Sheet	Actual Cost @ FTE %	*Department must provide back-up data justifying FTE Calculation
Construction Inspector (F)	0.00060096	\$ 211,747	\$ 127	Actual field inspection and some minor office related work and travel time
Construction Inspector, Sr (F)	0.00009615	\$ 257,222	\$ 25	Senior construction inspector related work
Construction Inspector Supv. (Field)	0.00000000	\$ 306,146	\$ -	Supervisor's work related activities to inspection and admin.
Public Service Representative	0.00003385	\$ 166,763	\$ 6	Scheduling the work and servicing the clients
Engineer, Supervising Civil (O)	0.00000000	\$ 410,234	\$ -	Department head
<b>Total Amount</b>		<b>\$ -</b>	<b>\$ 158</b>	

B) Other Operating Expenses:

Account Number	Description	Total Expense	*Department must provide back-up data justifying FTE Calculation
5200X			
5300X			
5400X			
5500X			
5600X			
5800X			
5900X			
<b>Subtotal:</b>		<b>\$ -</b>	
<b>Total Dept Expenditures</b>		<b>\$ 158</b>	

Total Annual Volume \$ 0  
Fee \$ -



Name of Fee: City Performed Repairs -Mandatory - Administrative fee  
 Annual Unit Volume

DESCRIPTION OF COST

(A) Personnel Analysis:

Class Name	FTE*	Salary, Benis & Overhead (Col J) from Master Staffing Sheet	Actual Cost @ FTE %	*Department must provide back-up data Justifying FTE Calculation
Construction Inspector (F)	0.00096154	\$ 211,747	\$ 204	2 hours Actual field inspection and some minor office related work and travel time
Construction Inspector, Sr (F)	0.00144231	\$ 257,222	\$ 371	3 hours Senior construction inspector related work - review of the application for requirements
Construction Inspector Supv. (Field)	0.00144231	\$ 306,146	\$ 442	3 hours Supervisor's work related activities to inspection and admin.
Public Service Representative	0.00025641	\$ 166,763	\$ 43	0.5 hours Scheduling the work and servicing the clients
Engineer, Supervising Civil (O)	0.00051282	\$ 410,234	\$ 210	1 hours Department head (plan review)
Administrative Assistant II	0.00020513	\$ 191,726	\$ 39	0.4 hours billing and follow-up and reporting work
Engineer, Assistant II (O)	0.00102564	\$ 286,689	\$ 294	2 hours as needed for abatement notices
		Total Amount	\$ 1,603	

(B) Other Operating Expenses:

Account Number	Description	Total Expense
5200X		
5300X		
5400X		
5500X		
5600X		
5800X		
5900X		
Subtotal:		\$ -
Total Dept Expenditures		\$ 1,603

Total Annual Volume \$ 0  
 Fee \$ -

Name of Fee  
Annual Unit Volume

Violation of Mandatory Notice

**DESCRIPTION OF COST**

**(A) Personnel Analysis:**

Class Name	FTE*	Salary, Benis & Overhead (Col J) from Master Staffing Sheet	Actual Cost @ FTE %	*Department must provide back-up data justifying FTE Calculation
Construction Inspector (F)	0.00048077	\$ 211,747	\$ 102	1 hours Actual field inspection and some minor office related work and travel time
Construction Inspector, Sr (F)	0.00096154	\$ 257,222	\$ 247	2 hours Senior construction inspector related work - review of the application for requirements
Construction Inspector Supv. (Field)	0.00009615	\$ 306,146	\$ 29	0.2 hours Supervisor's work related activities to inspection and admin.
Public Service Representative	0.00051282	\$ 166,763	\$ 86	1 hours Scheduling the work and servicing the clients
Engineer, Supervising Civil (O)	0.00010256	\$ 410,234	\$ 42	0.2 hours Department head (plan review)
Administrative Assistant II	0.00051282	\$ 191,726	\$ 98	1 hours billing and follow-up and reporting work
Engineer, Assistant II (O)	0.00000000	\$ 286,689	\$ -	0 hours as needed for abateemtn notices
		<b>Total Amount</b>	<b>\$ 604</b>	

**(B) Other Operating Expenses:**

Account Number	Description	Total Expense
52XXX		
53XXX		
54XXX		
55XXX		
56XXX		
58XXX		
59XXX		
<b>Subtotal:</b>		<b>\$ -</b>
<b>Total Dept. Expenditures</b>		<b>\$ 604</b>

\*Department must provide back-up data justifying FTE Calculation

Total Annual Volume  
Fee

0  
-



Name of Fee  
Annual Unit Volume

Excavation Permit Review Fee

**DESCRIPTION OF COST**

**(A) Personnel Analysis:**

Class Name	FTE*	Salary, Benis & Overhead (Col J) from Master Staffing Sheet	Actual Cost @ FTE %	*Department must provide back-up data justifying FTE Calculation
Construction Inspector (F)	0.00048077	\$ 211,747	\$ 102	Actual field inspection and some minor office related work and travel time
Construction Inspector, Sr (F)	0.00144231	\$ 257,222	\$ 371	Senior construction inspector related work - review of the application for requirements
Construction Inspector Supv. (Field)	0.00024038	\$ 306,146	\$ 74	Supervisor's work related activities to inspection and admin.
Public Service Representative Engineer, Supervising Civil (O)	0.00051282	\$ 166,763	\$ 86	Scheduling the work and servicing the clients
Administrative Assistant II Engineer, Assistant II (O)	0.00000000	\$ 410,234	\$ -	SCE plan review
	0.00051282	\$ 191,726	\$ 98	billing and follow-up and reporting work as needed for abateemtn notices
	0.00102564	\$ 286,689	\$ 294	
<b>Total Amount</b>		\$ 1,024	\$ 1,024	

**(B) Other Operating Expenses:**

Account Number	Description	Total Expense
52XXX		
53XXX		
54XXX		
55XXX		
56XXX		
58XXX		
59XXX		
<b>Subtotal:</b>		\$ -
<b>Total Dept Expenditures</b>		\$ 1,024

Total Annual Volume \$ 0  
Fee \$ -

Name of Fee  
Annual Unit Volume

C. Excavation Permit (Utility Companies Only)

DESCRIPTION OF COST						
A) Analysis:						
	Name of Fee	Hifty Rate	Hrs Needed	Actual Cost	*Department must provide back-up data justifying FTE Calculation	
1	Permit			No Fee		
2.a	Normal Operating Hours	\$ 158	1.00	\$ 158	158	per calculation on Right-of-Way Management, item B.2.a
2.b	Outside Operating Hours	\$ 158	1.50	\$ 236	236	per calculation on Right-of-Way Management, item B.2.a
4	Violation of Mandatory Completion Notice	\$ 604	1.00	\$ 604	604	per calculation on Right-of-Way Management, item B.4
6	Extension of Excavation Permit	\$ 1,024	1.00	\$ 1,024	1,024	per calculation on Right-of-Way Management, item B.6
<b>B) Other Operating Expenses:</b>						

Total Expense      \*Department must provide back-up data justifying FTE Calculation

Total Dept Expenditures	
Account Number	Description
	Total Annual Vol
	Fee
	\$ 0
	-



Name of Fee  
Annual Unit Volume

City-Performed Repairs - Voluntary - Administrative Fee

DESCRIPTION OF COST

A) Personnel Analysis:

Class Name	FTE*	Salary, Benis & Overhead (Col J) from Master Staffing Sheet	Actual Cost @ FTE %	*Department must provide back-up data justifying FTE Calculation
Construction Inspector (F)	0.00048077	\$ 211,747	\$ 102	1 hours Actual field inspection and some minor office related work and travel time
Construction Inspector, Sr (F)	0.00144231	\$ 257,222	\$ 371	3 hours Senior construction inspector related work
Construction Inspector Supv. (Field)	0.00004808	\$ 306,146	\$ 15	0.1 hours Supervisor's work related activities to inspection and admin.
Public Service Representative	0.00025641	\$ 166,763	\$ 43	0.5 hours Scheduling the work and servicing the clients
Engineer, Supervising Civil (O)	0.00000000	\$ 410,234	\$ -	0 hours Department head
Administrative Assistant II	0.00000000	\$ 280,346	\$ -	0 hours billing and follow-up and reporting work
Engineer, Assistant II (O)	0.00025641	\$ 286,689	\$ 74	0.5 hours as needed for abateemtn notices
<b>Total Amount</b>		\$ -	\$ 604	

B) Other Operating Expenses:

Account Number	Description	Total Expense
52XXX		
53XXX		
54XXX		
55XXX		
56XXX		
58XXX		
59XXX		
<b>Subtotal:</b>		\$ -
<b>Total Dept Expenditures</b>		\$ 604

Total Annual Volume \$ 0  
Fee \$ -

Name of Fee  
Annual Unit Volume

City-Performed Repairs - Mandatory - Admin Fee

**DESCRIPTION OF COST**

A) Analysis: \*Department must provide back-up data justifying FTE Calculation

2.c Administrative Fee \$ 1,603 1.00 \$ 1,603 No Fee  
per calculation on Right-of-Way Management, Item B.3.c

B) Other Operating Expenses:

Total Expense \*Department must provide back-up data justifying FTE Calculation

Total Dept Expenditures

Total Annual Volume 0  
Fee \$ -



Name of Fee  
Annual Unit Volume

Sewer Abatement - Voluntary Administrative Fee

**DESCRIPTION OF COST**

**(A) Personnel Analysis:**

Class Name	FTE*	Salary, Bonus & Overhead (Col J) from Master Staffing Sheet	Actual Cost @ FTE %	*Department must provide back-up data justifying FTE Calculation
Construction Inspector (F)	0.00048077	\$ 211,747	\$ 102	1 hours Actual field inspection and some minor office related work and travel time
Construction Inspector, Sr (F)	0.00144231	\$ 257,222	\$ 371	3 hours Senior construction inspector related work
Construction Inspector Supv. (Field)	0.00009615	\$ 306,146	\$ 29	0.2 hours Supervisor's work related activities to inspection and admin.
Public Service Representative	0.00025641	\$ 166,763	\$ 43	0.5 hours Scheduling the work and servicing the clients
Engineer, Supervising Civil (O)	0.00000000	\$ 410,234	\$ -	0 hours Department head
Administrative Assistant II	0.00000000	\$ 191,726	\$ -	0 hours billing and follow-up and reporting work
Engineer, Assistant II (O)	0.00025641	\$ 286,689	\$ 74	0.5 hours as needed for abateemtn notices
		<b>Total Amount</b>	<b>\$ 619</b>	

**(B) Other Operating Expenses:**

Account Number	Description	Total Expense
52XXX		
53XXX		
54XXX		
55XXX		
56XXX		
58XXX		
59XXX		
<b>Subtotal:</b>		<b>\$ 619</b>
<b>Total Dept Expenditures</b>		<b>\$ 619</b>

Total Annual Volume  
**Fee** \$ 0

Name of Fee  
Annual Unit Volume

H. Sewer Abatement

**DESCRIPTION OF COST**

A) Analysis: Name of Fee      Hrs Needed      Hrs Rate      Actual Cost      \*Department must provide back-up data justifying FTE Calculation

2.c      Administrative Fee      \$      1,603      1.00      No Fee      1,603      per calculation on Right-of-Way Management, item B.3.c

B) Other Operating Expenses:

Account Number      Description      Total Expense      \*Department must provide back-up data justifying FTE Calculation

Total Dept Expenditures

Total Annual Volume      0  
Fee      \$      -



Name of Fee  
Annual Unit Volume

I. Inspection of Sidewalks, Driveways, Curbs and Gutters

**DESCRIPTION OF COST**

A) Analysis:		Name of Fee	Hrly Rate	Hrs Needed	Actual Cost	*Department must provide back-up data justifying FTE Calculation
1	Permit Includes 2 hours of inspection)		\$ 158	2.00	\$ 315	per calculation on Right-of-Way Management, item B.2.a
2.a	Normal Operating Hours		\$ 158	1.00	\$ 158	per calculation on Right-of-Way Management, item B.2.a
2.b	Outside Operating Hours		\$ 158	1.50	\$ 236	per calculation on Right-of-Way Management, item B.2.a
3	Voluntary Repair Coordinated with City Project			No Fee		Inspection included as part of CIP inspection.

**B) Other Operating Expenses:**

Total Expense

**Total Dept Expenditures**

Total Annual Volu  
Fee \$ 0











Name of Fee  
Annual Unit Volume

Business Inspections

**DESCRIPTION OF COST**

**A) Personnel Analysis:**

Class Name	FTE*	Salary, Bonus & Overhead (Col J) from Master Staffing Sheet	Actual Cost @ FTE %	*Department must provide back-up
B1 CA In Program Analyst III	0.0012821	\$ 288,762	\$ 370.21	2.5 Hours
B2 No C/ Program Analyst III	0.0009487	\$ 288,762	\$ 273.95	1.85 Hours
B3 Comm Program Analyst III	0.0006410	\$ 288,762	\$ 185.10	1.25 Hours
B4 Busin Program Analyst III	0.0005128	\$ 288,762	\$ 148.08	1 Hour
		\$ -	\$ -	
		\$ -	\$ -	
		\$ -	\$ -	
		\$ -	\$ -	
		\$ -	\$ -	

**B) Other Operating Expenses:**

Account Number	Description	Total Expense	*Department must provide back-up
52XXX			
53XXX			
54XXX			
55XXX			
56XXX			
58XXX			
59XXX			
Subtotal:		\$ -	
Total Dept Expenditures		\$ 977	

Total Annual Volume  
Fee

0

\$ 977

# Economic and Workforce Development

FEE ANALYSIS

FY 2017-18 MASTER FEE SCHEDULE

A-3: ECONOMIC & WORK FORCE

Economic & Workforce Development

FEE DESCRIPTION

- A. REVIEW AND FACILITATION FEE
  - 1 Public Art proposals for City property initiated by artist or community (with or without City funding) and City-funded Public Art proposals for private property
  - 2 Public Art official gifts to the City
- B. REVIEW, PERMIT PREPARATION AND PROCESS FEE
  - 1 Non-City Public Art projects proposed for Caltrans property

Volume	FEE	Unit	Annual Revenue	Full Cost Recon
6	\$ 339.00	3-hr Minimum per add'l hour	\$ 2,034.00	\$ 339.75
	\$ 113.00			\$ 113
0	\$ 1,130.00	10-hr Minimum	\$ -	\$ 1,132.51
	\$ 113.00	per add'l hour		\$ 113
2	\$ 1,130.00	10-hr Minimum	\$ 2,260.00	\$ 1,132.51
	\$ 113.00	per add'l hour		\$ 113

- A.1 (City property and/or City funding): These projects are the most common. They require a bare minimum of three hours' staff review, processing and assistance. The proposals must be reviewed by the Public Art Advisory Committee (PAAC) and the three hours includes staff communication with applicant, assembly of proposal packet for review, posting agenda materials, facilitating presentation at Committee, and documenting the result for artist/sponsor. Any additional complexity adds hours.

- A.2 (Gifts to City): The least frequent type of project we review. Takes at least 10 hours because we are required to convene a special review panel that meets separately and then makes recommendations to the PAAC and Council, in addition to the steps for type A.1. Staff must also negotiate a maintenance agreement with the donor. Frankly, this fee is probably the most disproportionate to cost recovery for actual elapsed staff time. (Example: The Remember Them humanitarian monument. This

- B.1. (Caltrans property): The maximum documented time we've spent on a Caltrans project was 39 hours; however this included learning time for staff on all-new Caltrans policies and application procedures. We've streamlined the process to the 10-hour minimum to keep down costs for the applicant. Though similar to type A.1, these projects also require staff to go to Council with a resolution to accept the project, and to prepare, submit, and monitor Caltrans permit applications.



Economic & Workforce Development

FEE DESCRIPTION

	Volume	FEE	Unit	Annual Revenue
<b>A. PROCESS FEE</b>				
1 Administrative Processing Fee for the Sale of Substandard Surplus City Parcels	?	\$ 2,475.00	Parcel	
2 Administrative Processing Fee for Surplus Property (Planning Commission)	?	\$ 1,665.00	Parcel	
3 Processing Fee for Code Compliance Litigation Guarantees - Residential Properties		\$600 Report or of Actual Cost of Litigation or 10%	Report or of Actual Cost of Litigation	
4 Processing Fee for Code Compliance Litigation Guarantees - Commercial	60	\$600 Report or of Actual Cost of Litigation or 10%	Guarantee	\$ 36,000.00
5 Processing Fee for Appraisals	100	\$ 850.00	Appraisal	
a. Residential Properties	?	\$ 1,225.00	Appraisal	
b. Commercial Properties	?	\$ 2,598.00	Request	
6 Administrative Processing Fee for new telecommunication leases or licenses	?	\$ 2,349.00	Request	
7 Administrative processing fee for Telecommunication License Equipment Modification Reviews	?	\$ 1,850.00	Request	
8 Administrative processing fee for new Revenue-Generating Leases and Licenses	?	\$ 2,598.00	Request	
<b>B. EASEMENT REVIEW FEE</b>				

A 1 This fee is required to process sub-standard City surplus property to abutting property owners. The sale of surplus property will help eliminate blight in the community and lower the City's on-going maintenance costs and liability risks. Cost is based on 14 hours of staff time for a Real Estate Agent and 7 hours of clerical support, including department overhead and central services overhead. This process fee shall not be applicable to City sponsored and City funded programs relating to the disposal or sale of sub-standard surplus City parcels.

2 This fee is required to process non-city surplus property through the Planning Commission for zoning determination prior to sale. In order to sell City surplus property, the Planning Commission must process the City's application to zone the property. Real Estate staff incurs costs for processing the application and appearing before the Planning Commission - as required by City Ordinance 11602 dated June 29, 1993. Cost is based on 10 hours staff time for a Real Estate Agent and 4 hours of clerical support, including departmental overhead and central services overhead. This processing fee shall not be applicable to City sponsored and City funded programs relating to the disposal or sale of sub-standard surplus City parcels.

3 This processing fee is based upon the cost to administer the various title and escrow company contracts required by Code Compliance and the City's Blight Ordinance for residential properties. It is estimated we will do a minimum of 60 reports per year. Cost is based on 4 hours of staff time for a Real Estate Agent and 1 hour of clerical support, including department overhead and central services overhead. The Real Estate Division must perform on-going title contract administration to ensure Code Compliance receives timely title company litigation guarantees.

4 This processing fee is based upon the increased cost to administer the various title and escrow company contracts required by Code Compliance and the City's Blight Ordinance for commercial properties. It is estimated we will do approximately 100 reports per year. Cost is based on 4 hours of staff time for a Real Estate Agent and 1 hour of clerical support, including department overhead and central services overhead.

5a This processing fee is required to process appraisal reviews for real estate that is residential in nature. A SFR, 1-4 units or land for a SER or 1-4 units. Fee based on 6 hours of staff time for a Real Estate Agent and 1 hour of clerical support, including department overhead and central services overhead. This processing fee shall not be applicable to City sponsored and City funded programs.

5b This processing fee is required to process appraisal reviews for real estate that is commercial in nature. Apartment buildings, industrial, retail Hotel and land for such developments. Fee based on 9 hours of staff time for a Real Estate Agent and 1 hour of clerical support, including department overhead and central services overhead. This processing fee shall not be applicable to City sponsored and City funded programs.

6 This processing fee is based on the cost to draft and administer a telecommunications lease or license. Fee based on 16 hours of staff time, 2 hours of managers time and 2 hours of clerical support, including department overhead and central services overhead.

7 This processing fee is based on the cost to draft and administer a telecommunications lease or license. Fee based on 14 hours of staff time, 2 hours of managers time and 2 hours of clerical support, including department overhead and central services overhead.

8 This processing fee is based on the cost to draft and administer new revenue generating lease or license. Fee based on 10 hours of staff time, 2 hours of managers time and 2 hours of clerical support, including department overhead and central services overhead.

B This fee is paid by people (the public) who require the use of City property. Easements encumber and restrict the value of City property. This is a service provided to the public. Fee based on 16 hours of staff time, 2 hours of managers time and 2 hours of clerical support, including department overhead and central services overhead.

# Planning and Building Department

FEE ANALYSIS

FY 2017-18 MASTER FEE SCHEDULE

A-4: PLANNING & BUILDING

Name of Fee  
Annual Unit Volume

Air Handler  
568

JUSTIFICATION:  
Similar effort for Dual Package Unit

DESCRIPTION OF COST

A) Personnel Analysis: EXAMPLE

Class Name	FTE*	Salary, Benis & Overhead (Col J) from Master Staffing Sheet	Actual Cost @ FTE %
Specialty Combination Inspector	0.70	\$ 191,707	\$ 134,195
Permit Technician I	0.10	\$ 128,094	\$ 12,809
		Total Amount	\$ 147,004

B) Other Operating Expenses:

Account Number	Description	Total Expense
52XXX 52211	Stationary/Office supplies	\$ -
53XXX 53116	Telephone	\$ -
53XXX 53611	Postage Mailing	\$ -
54XXX 54711	Printing and Duplicating	\$ -
54XXX 54811	Temp Personnel	\$ -
54XXX 54919	Misc Contracts	\$ -
55XXX 55212	Registration Tuition	\$ -
56XXX 56113	Facilities General Support	\$ -
56XXX 56123	City Accounting Services	\$ -
56XXX 56312	Duplicating	\$ -
58XXX		

59XXX	59314	Fund Balance Transfer	\$	-
			\$	-
Subtotal:			\$	-
<b>Total Dept Expenditures</b>			\$	<b>147,004</b>
			Total Annual Volume	568
			Fee	\$ 259
			Unit	

Name of Fee  
Annual Unit Volume

Dual Package Unit  
568

JUSTIFICATION:  
Create fee for Dual units

DESCRIPTION OF COST

A) Personnel Analysis: EXAMPLE

Class Name	FTE*	Salary, Benis & Overhead (Col J) from Master Staffing Sheet	Actual Cost @ FTE %
Specialty Combination Inspector	0.40	\$ 191,707	\$ 76,683
Permit Technician I	0.10	\$ 128,094	\$ 12,809
		<b>Total Amount</b>	<b>\$ 89,492</b>

B) Other Operating Expenses:

Account Number	Description	Total Expense
52XXX 52211	Stationary/Office supplies	\$ -
53XXX 53116	Telephone	\$ -
53XXX 53611	Postage Mailing	\$ -
54XXX 54711	Printing and Duplicating	\$ -
54XXX 54811	Temp Personnel	\$ -
54XXX 54919	Misc Contracts	\$ -
55XXX 55212	Registration Tuition	\$ -
56XXX 56113	Facilities General Support	\$ -
56XXX 56123	City Accounting Services	\$ -
56XXX 56312	Duplicating	\$ -
58XXX		



59XXX	59314	Fund Balance Transfer	\$	-
			Subtotal:	\$ -
<b>Total Dept Expenditures</b>			\$	<b>89,492</b>
			Total Annual Volume	568
			Fee	\$ 158
			Unit	

Name of Fee Space Heaters  
 Annual Unit Volume 0

JUSTIFICATION:  
 Same as dual heater -fee level determine by prior fee study by MGT

**DESCRIPTION OF POST**

**(A) Personnel Analysis: EXAMPLE**

Class Name	FTE*	Salary, Benis & Overhead (Col J) from Master Staffing Sheet	Actual Cost @ FTE %
	0	0.15	
	0	0.10	
<b>Total Amount</b>			<b>\$ -</b>

**(B) Other Operating Expenses:**

Account Number	Description	Total Expense
52XXX 52211	Stationary/Office supplies	\$ -
53XXX 53116	Telephone	\$ -
53XXX 53611	Postage Mailing	\$ -
54XXX 54711	Printing and Duplicating	\$ -
54XXX 54811	Temp Personnel	\$ -
54XXX 54919	Misc Contracts	\$ -
55XXX 55212	Registration Tuition	\$ -
56XXX 56113	Facilities General Support	\$ -
56XXX 56123	City Accounting Services	\$ -
56XXX 56312	Duplicating	\$ -

58XXX			
59XXX	59314	Fund Balance Transfer	\$ -
Subtotal:			\$ -
Total Dept Expenditures			\$ -

Total Annual Volume	0
Fee	#DIV/0!
Unit	

Name of Fee Inspection of Misc - Fire Damper  
 Annual Unit Volume 1,041

JUSTIFICATION:  
 Adjust for acutal time committed

**A) Personnel Analysis: EXAMPLE**

Class Name	FTE*	Salary, Benis & Overhead (Col J) from Master Staffing Sheet	Actual Cost @ FTE %
Specialty Combination Inspector	0.20	\$ 191,707	\$ 38,341
Permit Technician I	0.10	\$ 128,094	\$ 12,809
<b>Total Amount</b>			<b>\$ 51,151</b>

**B) Other Operating Expenses:**

Account Number	Description	Total Expense
52XXX 52211	Stationary/Office supplies	\$ -
53XXX 53116	Telephone	\$ -
53XXX 53611	Postage Mailing	\$ -
54XXX 54711	Printing and Duplicating	\$ -
54XXX 54811	Temp Personnel	\$ -
54XXX 54919	Misc Contracts	\$ -
55XXX 55212	Registration Tuition	\$ -
56XXX 56113	Facilities General Support	\$ -
56XXX 56123	City Accounting Services	\$ -
56XXX 56312	Duplicating	\$ -

58XXX			
59XXX	59314	Fund Balance Transfer	\$ -
Subtotal:			\$ -
<b>Total Dept Expenditures</b>			<b>\$ 51,151</b>

Total Annual Volume	1,041
Fee	\$ 49
Unit	



Name of Fee  
Annual Unit Volume

Sink  
796

JUSTIFICATION:  
Adjust for acutal time committed - Same as mechanical fire/damp smoke

**DESCRIPTION OF COST**

**(A) Personnel Analysis: EXAMPLE**

Class Name	FTE*	Salary, Benis & Overhead (Col J) from Master Staffing Sheet	Actual Cost @ FTE %
Specialty Combination Inspector	0.15	\$ 191,707	\$ 28,756
Permit Technician I	0.10	\$ 128,094	\$ 12,809
<b>Total Amount</b>			<b>\$ 41,565</b>

**(B) Other Operating Expenses:**

Account Number	Description	Total Expense
52XXX 52211	Stationary/Office supplies	\$ -
53XXX 53116	Telephone	\$ -
53XXX 53611	Postage Mailing	\$ -
54XXX 54711	Printing and Duplicating	\$ -
54XXX 54811	Temp Personnel	\$ -
54XXX 54919	Misc Contracts	\$ -
55XXX 55212	Registration Tuition	\$ -
56XXX 56113	Facilities General Support	\$ -
56XXX 56123	City Accounting Services	\$ -
56XXX 56312	Duplicating	\$ -

58XXX			
59XXX	59314	Fund Balance Transfer	\$ -
Subtotal:			\$ -
Total Dept Expenditures			\$ 41,565
Total Annual Volume			796
Fee			\$ 52
Unit			

Name of Fee  
Annual Unit Volume

Review of Private Infrastructure Permit - 5. \$500,001  
1

JUSTIFICATION:  
Adjust for acutal time committed

**Table 3.1 - Example of Costs**

**A) Personnel Analysis: EXAMPLE**

Class Name	FTE*	Salary, Benis & Overhead (Col J) from Master Staffing Sheet	Actual Cost @ FTE %
Asst Eng II -	0.29	\$ 188,685	\$ 54,428
Civil Eng -	0.10	\$ 219,650	\$ 22,968
Superv Civil Eng -	0.01	\$ 269,996	\$ 2,434
Building Official -	0.01	\$ 341,358	\$ 4,923
Principal Civil Eng -	0.06	\$ 331,536	\$ 20,323
Planner IV -	0.04	\$ 220,020	\$ 8,727
Process Coord III -	0.02	\$ 190,050	\$ 4,112
Process Coord II -	0.01	\$ 164,731	\$ 1,188
<b>Total Amount</b>			<b>\$ 119,103</b>

**B) Other Operating Expenses:**

Account Number	Description	Total Expense
52XXX 52211	Stationary/Office supplies	\$ -
53XXX 53116	Telephone	\$ -
53XXX 53611	Postage Mailing	\$ -
54XXX 54711	Printing and Duplicating	\$ -
54XXX 54811	Temp Personnel	\$ -
54XXX 54919	Misc Contracts	\$ -

55XXX	55212	Registration Tuition	\$	-
56XXX	56113	Facilities General Support	\$	-
	56123	City Accounting Services	\$	-
	56312	Duplicating	\$	-
58XXX				
59XXX	59314	Fund Balance Transfer	\$	-
Subtotal:			\$	-
<b>Total Dept Expenditures</b>			\$	119,103

Total Annual Volume 1  
**Fee** \$27,366 for 1st \$50  
**Unit**

Name of Fee  
Annual Unit Volume

Review of Private Infrastructure Permit - 6. Over \$2,500,000  
1

JUSTIFICATION:  
Adjust for actual time committed

**DESCRIPTION OF COST**

**A) Personnel Analysis: EXAMPLE**

Class Name	FTE*	Salary, Benis & Overhead (Col J) from Master Staffing Sheet	Actual Cost @ FTE %	*Department
Asst Eng II -	0.38	\$ 188,685	\$ 72,571	
Civil Eng -	0.14	\$ 219,650	\$ 30,624	
Superv Civil Eng -	0.01	\$ 269,996	\$ 3,245	
Building Official -	0.02	\$ 341,358	\$ 6,565	
Principal Civil Eng -	0.08	\$ 331,536	\$ 27,097	
Planner IV -	0.05	\$ 220,020	\$ 11,636	
Process Coord III -	0.03	\$ 190,050	\$ 5,482	
Process Coord II -	0.01	\$ 164,731	\$ 1,584	
<b>Total Amount</b>			<b>\$ 158,804</b>	

**B) Other Operating Expenses:**

Account Number	Description	Total Expense	*Department
52XXX 52211	Stationary/Office supplies	\$ -	
53XXX 53116	Telephone	\$ -	
53611	Postage Mailing	\$ -	
54XXX 54711	Printing and Duplicating	\$ -	
54811	Temp Personnel	\$ -	
54919	Misc Contracts	\$ -	



55XXX	55212	Registration Tuition	\$	-
56XXX	56113	Facilities General Support	\$	-
	56123	City Accounting Services	\$	-
	56312	Duplicating	\$	-
58XXX				
59XXX	59314	Fund Balance Transfer	\$	-
Subtotal:			\$	-
<b>Total Dept Expenditures</b>			\$	<b>158,804</b>

Total Annual Volt 1  
 Fee \$117,366 for 1st \$2,500,000  
 Unit

Table A. HOURLY STAFF COSTS

Position	Salary (step 5)	Benefits (110.31% + 7.47% OPEB)	Salary & Benefits	Central Service Overhead (P&B 21.53%)	Total
Mgmt Staff (Planner V)	\$ 64.73	\$ 76.23	\$ 140.96	\$ 13.94	\$ 154.89
Staff (Planner I-IV avg)	\$ 43.99	\$ 51.81	\$ 95.81	\$ 9.47	\$ 105.28
Technical Support (Graphic Delineator)	\$ 30.72	\$ 36.18	\$ 66.90	\$ 6.61	\$ 73.52
Special Activity Enf Officer (LEO placeholder)	\$ 33.78	\$ 39.79	\$ 73.57	N/A	\$ 73.57
Admin Support (Admin Asst II)	\$ 32.38	\$ 38.13	\$ 70.51	N/A	\$ 70.51
Asst. to City Administrator	\$ 67.96	\$ 80.05	\$ 148.01	N/A	\$ 148.01
City Attorney (DCA II-V avg)	\$ 79.14	\$ 93.22	\$ 172.36	N/A	\$ 172.36

Table 1. Annual Food Vending Permit application and 1st approval -- Planning staff

Step Description	Mgmt Staff	Staff Planners	Technical/Admin	Attorney Staff	TOTAL
	# of Minutes:	Ave # of Minutes:	Ave # of Minutes:	Ave # of Minutes:	
Initial Customer Interaction		15			15
Application review and approval		30			30
Record keeping/data entry and reporting in Accela		10	10		20
GIS mapping (updates to Acella, interactive map, Shapefiles and for 100' noticing for Group Sites)		5	15		20
Research (i.e. review of prior permits, maps, etc)		15			15
Phone/Meetings/Contact with applicants and owners		15			15
Clerical / admin support			15		15
Decision Letter/Staff Report		0			0
Followup issues	0	15			15
Site Visit		0			0
Legal Review				0	0
<b>Total Minutes</b>	<b>0</b>	<b>105</b>	<b>40</b>	<b>0</b>	<b>145</b>
<b>Total Hours per Unit:</b>	<b>0.00</b>	<b>1.75</b>	<b>0.67</b>	<b>0</b>	<b>2</b>
<b>Total Hourly cost per Unit</b>	<b>\$ 155</b>	<b>\$ 105</b>	<b>\$ 74</b>	<b>\$ 172</b>	
<b>Total Cost per Unit</b>	<b>\$ -</b>	<b>\$ 184</b>	<b>\$ 49</b>	<b>\$ -</b>	<b>\$ 233</b>
<b>Total plus tech and rec (14.75% surcharge)</b>	<b>\$ -</b>	<b>\$ 211</b>	<b>\$ 56</b>	<b>\$ -</b>	<b>\$ 268</b>

Table 1A. Annual Group Site Permits

Step Description	Mgmt Staff	Staff Planners	Technical/Admin	Attorney Staff	TOTAL
	# of Minutes:	Ave # of Minutes:	Ave # of Minutes:	Ave # of Minutes:	
Initial Customer Interaction		15			15
Application review and approval		30			30
Record keeping/data entry and reporting in Accela		10	10		20
GIS mapping (updates to Acella, interactive map, Shapefiles and for 100' noticing for Group Sites)		5	15		20
Research (i.e. review of prior permits, maps, etc)		15			15
Phone/Meetings/Contact with applicants and owners		15			15
Clerical / admin support		-	15		15
Decision Letter/Staff Report		-			-
Followup issues		5			5
Noticing					-
Site Visit					-
Legal Review					-
<b>Total Minutes</b>	<b>-</b>	<b>95</b>	<b>40</b>	<b>-</b>	<b>135</b>
<b>Total Hours per Unit:</b>	<b>-</b>	<b>1.6</b>	<b>0.7</b>	<b>-</b>	<b>2.3</b>
<b>Total Hourly cost per Unit</b>	<b>\$ 155</b>	<b>\$ 105</b>	<b>\$ 74</b>	<b>\$ 172</b>	
<b>Total Cost per Unit</b>	<b>-</b>	<b>167</b>	<b>49</b>	<b>-</b>	<b>216</b>
<b>Total plus tech and rec (14.75% surcharge)</b>	<b>-</b>	<b>191</b>	<b>56</b>	<b>-</b>	<b>248</b>

**Table A. HOURLY STAFF COSTS**

Position	Salary (step 5)	Benefits (110.31% + 7.47% OPEB)	Salary & Benefits	Central Service Overhead (P&B 21.53%)	Total
Mgmt Staff (Planner V)	\$ 64.73	\$ 76.23	\$ 140.96	\$ 13.94	\$ 154.89
Staff (Planner I-IV avg)	\$ 43.99	\$ 51.81	\$ 95.81	\$ 9.47	\$ 105.28
Technical Support (Graphic Delineator)	\$ 30.72	\$ 36.18	\$ 66.90	\$ 6.61	\$ 73.52
Special Activity Enf Officer (LEO placeholder)	\$ 33.78	\$ 39.79	\$ 73.57	N/A	\$ 73.57
Admin Support (Admin Asst II)	\$ 32.38	\$ 38.13	\$ 70.51	N/A	\$ 70.51
Asst. to City Administrator	\$ 67.96	\$ 80.05	\$ 148.01	N/A	\$ 148.01
City Attorney (DCA II-V avg)	\$ 79.14	\$ 93.22	\$ 172.36	N/A	\$ 172.36

**Table 2. Food Vending RENEWAL FEE -- Planning staff**

Step Description	Mgmt Staff	Staff Planners	Technical/Admin	Attorney Staff	TOTAL
	# of Minutes:	Ave # of Minutes:	Ave # of Minutes:	Ave # of Minutes:	
Initial Customer Interaction		15			15
Application review		30			30
Site Visit					0
Research (i.e. review of prior permits, maps, etc)		15			15
Phone/Meetings/Contact with applicant		15			15
Clerical / admin support			15		15
Decision Letter/Staff Report		0			0
Followup issues	15.0	15			30
Record keeping/data entry and reporting in Accela		5	10		15
GIS mapping (updates)		5	15		20
Legal Review					0
<b>Total Minutes</b>	<b>15.00</b>	<b>100</b>	<b>40</b>	<b>0</b>	<b>155</b>
<b>Total Hours per Unit:</b>	<b>0.25</b>	<b>1.67</b>	<b>0.67</b>	<b>0.00</b>	<b>2.58</b>
<b>Total Hourly cost per Unit</b>	<b>\$ 155</b>	<b>\$ 105</b>	<b>\$ 74</b>	<b>\$ 172</b>	
<b>Total Cost per Unit</b>	<b>\$ 39</b>	<b>\$ 175</b>		<b>\$ -</b>	<b>\$ 214</b>
<b>Total plus tech and rec (14.75% surcharge)</b>	<b>\$ 44</b>	<b>\$ 201</b>	<b>\$ -</b>	<b>\$ -</b>	<b>\$ 246</b>

**Table A. HOURLY STAFF COSTS**

Position	Salary (step 5)	Benefits (110.31% + 7.47% OPEB)	Salary & Benefits	Central Service Overhead (P&B 21.53%)
Mgmt Staff (Planner V)	\$ 64.73	\$ 76.23	\$ 140.96	\$ 13.94
Staff (Planner I-IV avg)	\$ 43.99	\$ 51.81	\$ 95.81	\$ 9.47
Technical Support (Graphic Delinea	\$ 30.72	\$ 36.18	\$ 66.90	\$ 6.61
Special Activity Enf Officer (LEO pla	\$ 33.78	\$ 39.79	\$ 73.57	N/A
Admin Support (Admin Asst II)	\$ 32.38	\$ 38.13	\$ 70.51	N/A
Asst. to City Administrator	\$ 67.96	\$ 80.05	\$ 148.01	N/A
City Attorney (DCA II-V avg)	\$ 79.14	\$ 93.22	\$ 172.36	N/A

**Table 1A. Seasonal (90 day) Food Vending Permit application and 1st approval – Planning staff**

Step Description	Mgmt Staff # of Minutes:	Staff Planners Ave # of Minutes:
Initial Customer Interaction		15
Application review/process implementation (including noticing)		15
Record keeping/data entry and reporting in Accela		5
GIS mapping (updates and for 300' noticing)		0
Research (i.e. review of prior permits, maps, etc)		15
Phone/Meetings/Contact with applicants and owners		15
Clerical / admin support		
Decision Letter/Staff Report		15
Followup issues		15
Noticing		0
Site Visit		0
Legal Review		
<b>Total Minutes</b>	<b>0</b>	<b>95</b>
<b>Total Hours per Unit:</b>	<b>0.00</b>	<b>1.58</b>
<b>Total Hourly cost per Unit</b>	<b>\$ 155</b>	<b>\$ 105</b>
<b>Total Cost per Unit</b>	<b>\$ -</b>	<b>\$ 167</b>
<b>Total plus tech and rec (14.75% surcharge)</b>	<b>\$ -</b>	<b>\$ 191</b>

Total	
\$	154.89
\$	105.28
\$	73.52
\$	73.57
\$	70.51
\$	148.01
\$	172.36

Technical/ Admin Ave # of Minutes:	Attorney Staff Ave # of Minutes:	TOTAL
		15
		15
10		15
15		15
		15
		15
15		15
		15
		15
		0
		0
	0	0
40	0	135
0.67	0	2
\$ 74	\$ 172	
\$ 49	\$ -	\$ 216
\$ 56	\$ -	\$ 248



**Table A. HOURLY STAFF COSTS**

Position	Salary (step 5)	Benefits (110.31% + 7.47% OPEB)	Salary & Benefits	Central Service Overhead (P&B 21.53%)	Total
Mgmt Staff (Planner V)	\$ 64.73	\$ 76.23	\$ 140.96	\$ 13.94	\$ 154.89
Staff (Planner I-IV avg)	\$ 43.99	\$ 51.81	\$ 95.81	\$ 9.47	\$ 105.28
Technical Support (Graphic De	\$ 30.72	\$ 36.18	\$ 66.90	\$ 6.61	\$ 73.52
Special Activity Enf Officer (LE	\$ 33.78	\$ 39.79	\$ 73.57	N/A	\$ 73.57
Admin Support (Admin Asst II)	\$ 32.38	\$ 38.13	\$ 70.51	N/A	\$ 70.51
Asst. to City Administrator	\$ 67.96	\$ 80.05	\$ 148.01	N/A	\$ 148.01
City Attorney (DCA II-V avg)	\$ 79.14	\$ 93.22	\$ 172.36	N/A	\$ 172.36

**Table 3. Food Vending Permit Inspections and complaints – Nuisance Abatement staff**

Step Description	Assistant City Admin # of Minutes:	Special Activity Enforcement officers Ave # of Minutes:	Admin Staff Ave # of Minutes:	Attorney Staff Ave # of Minutes:	TOTAL
Initial Customer Interaction			5		5
Research (i.e. review of prior permits, maps, etc) + consultation with Planning staff		15			15
Site Visit: travel from 250 FOP to site and back + inspection time		60			60
Phone/Meetings/Contact with applicant		30			30
Clerical / admin support			45		45
Decision Letter/Staff Report		120			120
Followup issues	20	30			50
Record keeping/data entry and reporting in Accela			15		15
Legal Review				60	60
<b>Total Minutes</b>	<b>20</b>	<b>255</b>	<b>65</b>	<b>60</b>	<b>400</b>
<b>Total Hours per Unit:</b>	<b>0.3</b>	<b>4.3</b>	<b>1.1</b>	<b>1.0</b>	<b>6.7</b>
<b>Total Hourly cost per Unit</b>	<b>\$ 148</b>	<b>\$ 74</b>	<b>\$ 71</b>	<b>\$ 172</b>	
<b>Total Cost per Unit</b>	<b>\$ 49</b>	<b>\$ 313</b>	<b>\$ 76</b>	<b>\$ 172</b>	<b>\$ 611</b>
<b>Total (does not include tech and rec 14.75% surcharge)</b>	<b>\$ 49</b>	<b>\$ 313</b>	<b>\$ 76</b>	<b>\$ 172</b>	<b>\$ 611</b>

Table 4. Total proposed application fee

Type	Fee	Inspections + complaints	Excess Litter Fee	Noticing Fee	Total-Proposed	Pushcart-Existing	Vehicle-Existing	Group Sites-Existing
<i>Individual vendor</i>								
1st time application -- annual permit for one or more trucks	\$ 300	\$ 600	100	\$ 250	\$ 1,250		\$ 1,720	
1st time application -- annual permit for individual pushcart	\$ 200	\$ 450	100	\$ 250	\$ 1,000	\$ 787		
Annual renewal fee - Trucks	\$ 300	\$ 600	100	-	\$ 1,000		\$ 1,577	
Annual renewal fee - Pushcarts	\$ 200	\$ 400	100	-	\$ 700	\$ 716		
Seasonal permit (90 days)	\$ 150	\$ 100	-	-	\$ 500			
<i>Group Site permits</i>								
1st time application -- annual permit for Group Site	\$ 200	\$ 450	100	\$ 250	\$ 1,000			\$ 2,763
Annual renewal fee - Group Sites	\$ 200	\$ 450	100	-	\$ 750			\$ 2,763
MVF Parking meter fee (per hour, before 6pm)	\$ 2							
MVF Parking space use sign (per sign)	\$ 3							
<i>Additional (optional) fees:</i>								
Oakland Fire Department hourly fee for single mobile food gas facility inspection	\$ 158							
Oakland Fire Department Liquid Gas permit	\$ 155							
Oakland Parks and Recreation fee (optional, based on location, per hour of vending):	\$ 40							

Table 5. Existing 2015/2016 Fees

Type	Fee	Inspections + complaints	Excess Litter Fee	Noticing Fee	Total-Proposed	Pushcart-Existing	Vehicle-Existing	Group Sites-Existing
<i>Individual vendor</i>								
1st time application -- annual permit for one or more trucks	\$ 300	\$ 600	100	\$ 250	\$ 1,250		\$ 1,720	
1st time application -- annual permit for individual pushcart	\$ 200	\$ 450	100	\$ 250	\$ 1,000	\$ 787		
Annual renewal fee - Trucks	\$ 300	\$ 600	100	-	\$ 1,000		\$ 1,577	
Annual renewal fee - Pushcarts	\$ 200	\$ 400	100	-	\$ 700	\$ 716		
Seasonal permit (90 days)	\$ 150	\$ 100	-	-	\$ 500			
<i>Group Site permits</i>								
1st time application -- annual permit for Group Site	\$ 200	\$ 450	100	\$ 250	\$ 1,000			\$ 2,763
Annual renewal fee - Group Sites	\$ 200	\$ 450	100	-	\$ 750			\$ 2,763
MVF Parking meter fee (per hour, before 6pm)	\$ 2							
MVF Parking space use sign (per sign)	\$ 3							
<i>Additional (optional) fees:</i>								
Oakland Fire Department hourly fee for single mobile food gas facility inspection	\$ 158							
Oakland Fire Department Liquid Gas permit	\$ 155							
Oakland Parks and Recreation fee (optional, based on location, per hour of vending):	\$ 40							

Department-wide MASTER staffing sheet by Job Classification  
 Calculate Salaries at Step 5

Annual Hours	1950
Hours per day	7.5
Hours per week	37.5
Days per year	260

Position Title	City Dept	Rep Code	# of FTE
Account Clerk II	Planning Building & Neighborhood	SD1	3.00
Account Clerk III	Planning Building & Neighborhood	UH1	1.00
Administrative Analyst II	Planning Building & Neighborhood	TW1	2.00
Administrative Assistant I	Planning Building & Neighborhood	SD1	1.00
Administrative Assistant II	Planning Building & Neighborhood	TW1	1.00
Administrative Services Manager I	Planning Building & Neighborhood	UM2	1.00
Business Analyst II	Planning Building & Neighborhood	TW1	1.00
Business Analyst IV	Planning Building & Neighborhood	UM2	1.00
Construction Inspector, Senior (O)	Planning Building & Neighborhood	SD1	1.00
Construction Inspector, Sr (Office)	Planning Building & Neighborhood	SD1	1.00
Deputy Director/Building Official	Planning Building & Neighborhood	UM1	1.00
Deputy Director/City Planner	Planning Building & Neighborhood	UM1	1.00
Director of Building & Planning	Planning Building & Neighborhood	UK1	1.00
Engineer, Assistant II (Office)	Planning Building & Neighborhood	TF1	5.00
Engineer, Civil (Office)	Planning Building & Neighborhood	TF1	6.00
Engineer, Civil Principal	Planning Building & Neighborhood	UM1	2.00
Engineer, Civil Supv (Office)	Planning Building & Neighborhood	TM2	1.00
Exec Asst to the Director	Planning Building & Neighborhood	U31	1.00
Graphic Delineator	Planning Building & Neighborhood	SD1	1.00
Inspection Services Manager	Planning Building & Neighborhood	UM1	1.00
Management Assistant	Planning Building & Neighborhood	UM2	1.00
Manager, Zoning	Planning Building & Neighborhood	UM1	1.00
Office Assistant II	Planning Building & Neighborhood	SD1	8.00
Office Manager	Planning Building & Neighborhood	UM2	1.00
Permit Technician I	Planning Building & Neighborhood	SD1	4.00
Permit Technician II	Planning Building & Neighborhood	SD1	1.00
Planner I	Planning Building & Neighborhood	TW1	2.00
Planner II	Planning Building & Neighborhood	TW1	8.00
Planner II, Design Review	Planning Building & Neighborhood	TW1	1.00
Planner III	Planning Building & Neighborhood	TW1	11.00
Planner III, Historic Preservation	Planning Building & Neighborhood	TW1	2.00
Planner IV	Planning Building & Neighborhood	TW1	5.00
Planner V	Planning Building & Neighborhood	TW1	2.00
Planning Intern, PT	Planning Building & Neighborhood	UG1	2.00
Planning Investigator	Planning Building & Neighborhood	TW1	1.00
Principal Inspection Supv	Planning Building & Neighborhood	UH1	2.00



EXAMPLE

Hide

Annual Wages, Cost at Step 5	Benefits	Overhead	OPEB	Total Salary, Benefits & Overhead	Salary, Benefits & Overhead per FTE
\$ 50,856	72.71%	21.53%	7.57%	\$ 307,897	\$ 102,632
\$ 60,674	72.71%	21.53%	7.57%	\$ 122,446	\$ 122,446
\$ 81,363	72.71%	21.53%	7.57%	\$ 328,397	\$ 164,198
\$ 54,932	72.71%	21.53%	7.57%	\$ 110,857	\$ 110,857
\$ 62,527	72.71%	21.53%	7.57%	\$ 126,185	\$ 126,185
\$ 114,478	72.71%	21.53%	7.57%	\$ 231,028	\$ 231,028
\$ 89,703	72.71%	21.53%	7.57%	\$ 181,030	\$ 181,030
\$ 132,531	72.71%	21.53%	7.57%	\$ 267,462	\$ 267,462
\$ 84,962	72.71%	21.53%	7.57%	\$ 171,461	\$ 171,461
\$ 84,962	72.71%	21.53%	7.57%	\$ 171,461	\$ 171,461
\$ 169,148	72.71%	21.53%	7.57%	\$ 341,358	\$ 341,358
\$ 169,148	72.71%	21.53%	7.57%	\$ 341,358	\$ 341,358
\$ 199,196	72.71%	21.53%	7.57%	\$ 401,997	\$ 401,997
\$ 93,496	72.71%	21.53%	7.57%	\$ 943,425	\$ 188,685
\$ 108,840	72.71%	21.53%	7.57%	\$ 1,317,897	\$ 219,650
\$ 164,281	72.71%	21.53%	7.57%	\$ 663,073	\$ 331,536
\$ 133,787	72.71%	21.53%	7.57%	\$ 269,996	\$ 269,996
\$ 77,474	72.71%	21.53%	7.57%	\$ 156,351	\$ 156,351
\$ 60,489	72.71%	21.53%	7.57%	\$ 122,073	\$ 122,073
\$ 146,115	72.71%	21.53%	7.57%	\$ 294,875	\$ 294,875
\$ 94,173	72.71%	21.53%	7.57%	\$ 190,050	\$ 190,050
\$ 146,115	72.71%	21.53%	7.57%	\$ 294,875	\$ 294,875
\$ 47,288	72.71%	21.53%	7.57%	\$ 763,447	\$ 95,431
\$ 73,797	72.71%	21.53%	7.57%	\$ 148,929	\$ 148,929
\$ 63,473	72.71%	21.53%	7.57%	\$ 512,375	\$ 128,094
\$ 67,821	72.71%	21.53%	7.57%	\$ 136,870	\$ 136,870
\$ 66,934	72.71%	21.53%	7.57%	\$ 270,160	\$ 135,080
\$ 77,474	72.71%	21.53%	7.57%	\$ 1,250,805	\$ 156,351
\$ 77,474	72.71%	21.53%	7.57%	\$ 156,351	\$ 156,351
\$ 89,703	72.71%	21.53%	7.57%	\$ 1,991,334	\$ 181,030
\$ 89,703	72.71%	21.53%	7.57%	\$ 362,061	\$ 181,030
\$ 109,023	72.71%	21.53%	7.57%	\$ 1,100,100	\$ 220,020
\$ 126,214	72.71%	21.53%	7.57%	\$ 509,427	\$ 254,713
\$ 34,671	10.20%	21.53%	7.57%	\$ 96,593	\$ 48,297
\$ 84,455	72.71%	21.53%	7.57%	\$ 170,438	\$ 170,438
\$ 114,425	72.71%	21.53%	7.57%	\$ 461,843	\$ 230,921





# Oakland Police Department

FEE ANALYSIS

FY 2016-17 MASTER FEE SCHEDULE

A-5: OAKLAND POLICE

City of Oakland  
Police - Fiscal Services

**Alcoholic Beverage Retail Reinstatement Fee**

**MFS Section:**

Police Department Section A

Quantity	1	Current	Calculated	Proposed
	\$	-	\$ 195	\$ 150
<b>Total</b>		-	<b>195</b>	<b>150</b>

**Estimated Time of Processing**

Officer	30	Minutes
Account Clerk II	10	Minutes
Administrative Analyst II	60	Minutes
Public Records Specialist	15	Minutes

<b>Total Processing Time</b>	<b>115</b>	<b>Minutes</b>
------------------------------	------------	----------------

**Estimated Cost of Material**

Application	\$ 0.25
Envelope	\$ 0.25
Postage	\$ 0.46
Paper & Printing	\$ 0.20
<b>Total Cost of Material</b>	<b>\$ 1.16</b>

**Estimated Fee**

<b>Officer</b>	\$ 238,420.93
Hourly rate	\$ 122.27
cost per minute	\$ 2.04
<b>Cost for 30 Minutes</b>	<b>\$ 61.13</b>
<b>Administrative Analyst II</b>	\$ 194,661.44
Hourly rate	\$ 99.83
cost per minute	\$ 1.66
<b>Cost for 60 Minutes</b>	<b>\$ 99.83</b>
<b>Police Records Specialist</b>	\$ 133,088.73
Hourly rate	\$ 68.25
cost per minute	\$ 1.14
<b>Costs for 15 Minutes</b>	<b>\$ 17.06</b>
<b>Account Clerk II</b>	\$ 124,554.51
Hourly rate	\$ 63.87
cost per minute	\$ 1.06
<b>Costs for 10 Minutes</b>	<b>\$ 15.97</b>
Total Staff Cost	\$ 193.99
Total Material Cost	\$ 1.16
<b>Total Cost of Staff &amp; Material</b>	<b>\$ 195.15</b>

City of Oakland  
Police - Fiscal Services

**Tobacco Retail Establishment Fee Application/Renewal**

**MFS Section:**

Police Department Section AD

Quantity	1	\$	Current	Calculated	Proposed
			-	\$ 54	\$ 50
<b>Total</b>			-	<b>54</b>	<b>50</b>

**Estimated Time of Processing**

Account Clerk II	10	Minutes
Administrative Analyst II	15	Minutes
Public Records Specialist	15	Minutes

<b>Total Processing Time</b>	<b>40</b>	<b>Minutes</b>
------------------------------	-----------	----------------

**Estimated Cost of Material**

Application	\$	0.25
Envelope	\$	0.25
Postage	\$	0.46
Paper & Printing	\$	0.20
<b>Total Cost of Material</b>	<b>\$</b>	<b>1.16</b>

**Estimated Fee**

<b>Administrative Analyst II</b>	\$	194,661.44
Hourly rate	\$	99.83
cost per minute	\$	1.66
<b>Cost for 15 Minutes</b>	<b>\$</b>	<b>24.96</b>
 <b>Police Records Specialist</b>	 \$	 133,245.67
Hourly rate	\$	68.33
cost per minute	\$	1.14
<b>Costs for 15 Minutes</b>	<b>\$</b>	<b>17.08</b>
 <b>Account Clerk II</b>	 \$	 124,554.51
Hourly rate	\$	63.87
cost per minute	\$	1.06
<b>Costs for 10 Minutes</b>	<b>\$</b>	<b>10.65</b>
 Total Staff Cost	 \$	 <b>52.69</b>
Total Material Cost	\$	1.16
<b>Total Cost of Staff &amp; Material</b>	<b>\$</b>	<b>53.85</b>

City of Oakland  
Police - Fiscal Services

**Bicycle Diversion Program**

**MFS Section:**

Police Department Section AF

Quantity	1	Current	Calculated	Proposed
	\$	-	\$ 90	\$ 45
<b>Total</b>		-	<b>90</b>	<b>45</b>

**Estimated Time of Processing**

Police Services Technician II	40	Minutes
Public Records Specialist	30	Minutes
Account Clerk II	5	Minutes

<b>Total Processing Time</b>	<b>75</b>	<b>Minutes</b>
------------------------------	-----------	----------------

**Estimated Cost of Material**

Paper and Printing	\$ 0.30
<b>Total Cost of Material</b>	<b>\$ 0.30</b>

**Estimated Fee**

<b>Police Services Technician II</b>	\$ 146,060.50
Hourly rate	\$ 74.90
Cost per minute	\$ 1.25
<b>Cost for 40 Minutes</b>	<b>\$ 49.94</b>

<b>Police Records Specialist</b>	\$ 133,088.73
Hourly rate	\$ 68.25
Cost per minute	\$ 1.14
<b>Costs for 30 Minutes</b>	<b>\$ 34.13</b>

<b>Account Clerk II</b>	\$ 124,554.51
Hourly rate	\$ 63.87
Cost per minute	\$ 1.06
<b>Costs for 5 Minutes</b>	<b>\$ 5.32</b>

Total Staff Cost	\$ 89.38
Total Material Cost	\$ 0.30

<b>Total Cost of Staff &amp; Material</b>	<b>\$ 89.68</b>
-------------------------------------------	-----------------



# Oakland Parks and Recreation

FEE ANALYSIS

FY 2017-18 MASTER FEE SCHEDULE

A-6: PARKS & RECREATION



**City of Oakland**  
**Master Fee Schedule**  
 Effective July 1, 2017

**PARKS & RECREATION**

FEE DESCRIPTION	CURRENT FEE (FY 2016-17)		PROPOSED (FY 2017-18)		% CHANGE		
	FEE	UNIT	FEE	UNIT			
<b>ADMINISTRATION</b>							
<b>A. AMUSEMENT PARKS</b>							
<i>(These fees are included for information only; they are set and charged directly by service providers and not by the City of Oakland)</i>							
1 Children's Fairyland							
a. Admission							
1 Adults and Children	8.00	Adult / Child	10.00	Adult / Child	25.00%	fee is well below similar parks' fees	
2 Children with a School Group Weekday Only	5.00	Person	5.00	Person	0.00%		
3 Children (Under 1 Year)	No Charge		No Charge				
2 Oakland Zoo at Knowland Park							
a. Admission							
1 Adults (15 - 64)	15.75-19.75	Person	18.75-23.00	Person	19.05%	Fee changes are in part due to: • Opening of a new Gondola Ride and Visitor Center for the California Trail Project, a 56-acre expansion of the Oakland Zoo; • Opening of new and renovated food and retail facilities throughout the Zoo; • Increases in staffing expenses (payroll/benefits/worker's comp) for operations and maintenance of the Gondola, security, general operation cost increases (includes bank fees, printing and postage, advertising, etc.)	
2 Children (2 - 14 Years)	11.75-15.75	Person	15.75-20.00	Person	34.04%		
3 Children (Under 2 Years)	No Charge		No Charge		0.00%		
4 Seniors (65-79 Years)	11.75-15.75	Person	11.75-15.75	Person	0.00%		
5 Military Adults (15 - 64 Years)	11.75-15.75	Person	15.75-20.00	Person	34.04%		
6 Military Children (2 - 14 Years)	9.75-11.75	Person	11.75-16.00	Person	20.51%		
7 Military Seniors (65-79 Years)	9.75-11.75	Person	11.75-16.00	Person	20.51%		
8 Over Age 80 76	No Charge		No Charge		0.00%		
b. Group Rates (12 or More) With Reservation (Two Weeks In Advance Notice)							
1 Adults	12.75-15.75	Person	14.75-19.00	Person	15.69%		
3 Children	8.75-11.75	Person	10.75-15.00	Person	22.86%		
4 Seniors	8.75-11.75	Person	10.75-15.00	Person	22.86%		
c. Group Rates (12 or More) Without Reservation							
1 Adults	13.75-16.75	Person	16.75-21.00	Person	21.82%		
3 Children	9.75-12.75	Person	12.75-17.00	Person	30.77%		
4 Seniors	9.75-12.75	Person	12.75-17.00	Person	30.77%		
d. Rides							
1 Miniature Train / Roller Coaster / Sky Ride / Kiddie Ride	1.50-4.50	Person	1.50-4.50	Person	0.00%		
e. Parking							
1 Automobiles	8.00-12.00	Entry	10.00-15.00	Entry	25.00%		
2 Bus	12.00-16.00	Entry	13.00-18.00	Entry	8.33%		
<b>C. RENTAL FACILITIES</b>							
2 Outdoor							
c. Woodminster Amphitheater							
7 Producers Associates Charges at Woodminster Amphitheater <i>(These are included for information Purposes Only)</i>							
a. On-Site Staff Support for Performance ( <u>per person</u> ) Up to Six Hours	100.00	6 Hours	25.00	Hour	-75.00%	The fee has always been \$25 per hour per person as specified in the contract the city has with Producers Associates.	
b. On-Site Staff Support for Performance—Between Six and Twelve Hours	200.00	6-12 Hours	200.00	6-12 Hours	0.00%	This line is not necessary. There is no distinction between the first 6 hours and the second 6 hours. It is simply \$25 per hour per person.	
c. Light Board Operation	25.00	Hour	25.00	Hour	0.00%		
d. Concession Booth Use	50.00	Day	100.00	Day	100.00%	New concession structure with increased amenities.	
<b>D. SERVICE FEES</b>							
1 Parking							
a. Lakeside Park							
1 Cars- Daily Parking	2.00	2 Hour	2.00	2 Hour	0.00%		
2 Cars- All Day Parking, Weekday	10.00	Day	10.00	Day	0.00%		
3 Cars- All Day Parking, Weekend and Holidays	5.00	Day	5.00	Day	0.00%		
4 Cars - Special Events Parking after 5pm	0.00	NEW	10.00	Vehicle	NEW	To allow for special events after 5pm and after dusk; events currently not held.	
5 Buses	15.00	Day	15.00	Day	0.00%		
b. Joaquin Miller Park Special Events and Performance Dates							
1 Cars	5.00-10.00	Entry	5.00-10.00	Entry	0.00%		
2 Buses	15.00	Day	15.00	Day	0.00%		



**City of Oakland  
Master Fee Schedule**  
Effective July 1, 2017

**PARKS & RECREATION**

FEE DESCRIPTION	CURRENT FEE (FY 2016-17)		PROPOSED (FY 2017-18)		% CHANGE	
	FEE	UNIT	FEE	UNIT		
<b>RECREATION SERVICES</b>						
<b>A. AQUATICS</b>						
1 Boat Rental Hours available at www.oaklandnet.com/parks and 510-238-2196						
a. El Toro	10.00	Boat / Hour	15.00	Boat / Hour	50.00%	Staff costs have gone up due to the minimum wage increase
b. Sun Fish	12.00	Boat / Hour	15.00	Boat / Hour	25.00%	Staff costs have gone up due to the minimum wage increase
c. Paddle-Boat 3-Person Paddle Boat	12.00	Boat / Hour	15.00	Boat / Hour	25.00%	Staff costs have gone up due to the minimum wage increase
d. 4-Person Paddle Boat	0.00	NEW	20.00	Boat / Hour	NEW	Customers request a 4-person boat and we do not currently have one.
e. Canoe	10.00	Canoe / Hour	15.00	Canoe / Hour	50.00%	Staff costs have gone up due to the minimum wage increase
f. Row boat	10.00	Boat / Hour	15.00	Boat / Hour	50.00%	Staff costs have gone up due to the minimum wage increase
g. Whaleboat	25.00	Boat / Hour	30.00	Boat / Hour	20.00%	Staff costs have gone up due to the minimum wage increase
h. Dragonboat	25.00	Boat / Hour	30.00	Boat / Hour	20.00%	Staff costs have gone up due to the minimum wage increase
i. Capri	20.00	Boat / Hour	25.00	Boat / Hour	25.00%	Staff costs have gone up due to the minimum wage increase
j. Catamaran	20.00	Boat / Hour	25.00	Boat / Hour	25.00%	Staff costs have gone up due to the minimum wage increase
k. Kayak	12.00	Boat / Hour	15.00	Boat / Hour	25.00%	Staff costs have gone up due to the minimum wage increase
l. Double Kayak	0.00	NEW	20.00	Boat / Hour	NEW	Double Kayaks serve two people instead of one and are more expensive to purchase and maintain
m. Laser	20.00	Hour	25.00	Hour	25.00%	Staff costs have gone up due to the minimum wage increase
n. Catalina	20.00	Boat / Hour	25.00	Boat / Hour	25.00%	Staff costs have gone up due to the minimum wage increase
o. Tour Boat Charter, Normal Schedule	40.00	1/2 Hour	50.00	1/2 Hour	25.00%	Staff costs have gone up due to the minimum wage increase
p. JLAC Coaching Boat	25.00-100.00	Boat / Hour	25.00-100.00	Boat / Hour	0.00%	
q. LMBC Coaching Boat	0.00	NEW	25.00-100.00	Boat / Hour	NEW	Matches cost for JLAC Coaching Boat Use
e. r Discounts (May Not Be Used Simultaneously, or in Addition to Another)						
1 Senior Citizens and Disabled Persons	25.00	Percent of Rental	25%	Percent of Rental	-99.00%	Change numeric value to Percentage Rate
2 Groups Renting 5 or More Boats Simultaneously	25.00	Percent of Rental	25%	Percent of Rental	-99.00%	Change numeric value to Percentage Rate
p. s. Non-resident fees						
t. Boat Rental Deposit	0.00	NEW	20.00-40.00	Per Boat	NEW	In case of boat abuse, staying out beyond contracted time, rescues due to
2 Boating Special Programs						
a. Laser Certification Fee	25.00	One-Time-Fee	25.00	One-Time-Fee	0.00%	No longer have this program
b. Laser Sailing Club Pass Card	100.00	Card (10 Uses)	100.00	Card (10 Uses)	0.00%	No longer have this program
c. Kayak Club Pass Card (Good for 20 Uses)	120.00	Card (20 Uses)	180.00	Card (20 Uses)	50.00%	
d. Sailing Club Passcard	180.00	Card (15 Uses)	225.00	Card (15 Uses)	25.00%	
e. 19' + Keelboat	90.00-155.00	Day	90.00-155.00	Day		
f. Tallship Adventure-Sail						
4 Youth	30.00	Person / Session	30.00	Person / Session	0.00%	No longer offered
2 Adult	45.00	Person / Session	45.00	Person / Session	0.00%	No longer offered
g. Tour boat Holiday Programs						
1 Adult-Person	6.00	Person / Ride	8.00	Person / Ride	33.33%	
2 Whole Boat	0.00	NEW	120.00	Tour	NEW	Provides slight discount for whole boat
h. Public Boat Launching Fees						
1 Drop-In includes lifejacket use	2.00	Boat/Day	5.00	Boat/Day	150.00%	
i. Adult Rowing/Paddling Classes/Clubs						
1 Whaleboat Rowing Class	20.00	Person/Course	20.00	Person/Course	0.00%	
2 Whaleboat Rowing Club	25.00	Person/Course	25.00	Person/Course	0.00%	No longer offered
3 Dragon boat Paddling Program	30.00	Person/Course	30.00	Person/Course	0.00%	
3 Whaleboat Rowing Pass	0.00	NEW	30.00	5 Row Card	NEW	Matches current program structure.
4 Outrigger Canoe Paddling	30.00	Person/Course	30.00	Person/Course	0.00%	
5 Beginning-Sculling	40.00	Person/Course	40.00	Person/Course	0.00%	



**City of Oakland  
Master Fee Schedule**  
Effective July 1, 2017

**PARKS & RECREATION**

FEE DESCRIPTION	CURRENT FEE (FY 2016-17)		PROPOSED (FY 2017-18)		% CHANGE	
	FEE	UNIT	FEE	UNIT		
6 Beginning-Sweep-Rowing	180.00	Person/Course	180.00	Person/Course	0.00%	
7 Youth-Rowing	125.00	Person/Course	125.00	Person/Course	0.00%	
J. Jack London Aquatic Center (JLAC) Boat Storage						
1 Rental of Storage Bay for Inside Boat Storage	25,000 - 30,000	Bay / Year	25,000 - 30,000	Bay / Year		
2 Outside Boat Storage	300.00- 2,000.00	Boat / Year	300.00- 2,000.00	Boat / Year		
3 Non-Resident Fee	20.00	Percent-of-resident-fee	20.00	Percent-of-resident-fee	0.00%	Moved to apply to whole category
3 <u>Dragonboat Docking Fee</u>	0.00	NEW	300.00	Dragonboat (30-50' long)/Month	NEW	Market Rate based on what groups were charged previously in Alameda and in
4 <u>Docking Fee</u>	0.00	NEW	6.00	Foot/Month	NEW	Market Rate based on nearby 5th Street Marina
5 <u>Docking Fee-Approved Special Events</u>	0.00	NEW	1.50	Foot/Day	NEW	Matches Jack London Square Rate
6 Non Resident Fee	20%	Percent of resident fee	20%	Percent of resident fee	0.00%	Moved to apply to all "Boating Special Programs"
3 Community Small Boat Sailing / Boating Programs						
a. Adult Sailing-Basic	140.00	Person/Course	140.00	Person/Course	0.00%	
b. Adult Sailing-Advanced	80.00	Person/Course	80.00	Person/Course	0.00%	
c. Adult Sailing-Racing	125.00	Person/Course	125.00	Person/Course	0.00%	
d. Adult Sailing-Laser Clinic	50.00	Person/Course	50.00	Person/Course	0.00%	
e. Parent/Youth Sailing						
4 Parent	80.00	Person/Course	80.00	Person/Course	0.00%	
2 Youth	20.00	Person/Course	20.00	Person/Course	0.00%	
1 Adult Sailing- Lake Merritt	0.00	NEW	90.00-250.00	Person/Course	NEW	Staff costs have gone up due to the
2 Adult Sailing- Jack London Aquatic Center	0.00	NEW	100.00-300.00	Person/Course	NEW	Staff costs have gone up due to the
f. After School Sailing	145.00	Person/Course	180.00	Person/Course	24.14%	Staff costs have gone up due to the
f. <u>After School Boating</u>	145.00	Person/Course	100.00-250.00	Person/Course	NEW	Provides flexibility to tailor programs to
g. Youth Racing Program						
1 Youth Racing Programs - Intro	385.00	Person/Course	385.00	Person/Course	0.00%	
2 Youth Racing Programs - Advanced	450.00	Person/Course	450.00	Person/Course	0.00%	
h. Kayak 101	20.00	Person/Course	30.00	Person/Course	50.00%	Staff costs have gone up due to the
i. JLAC Kayaking Class	100.00- 500.00	Group of up to 10 people/ Day	100.00- 500.00	Group of up to 10 people/ Day		
j. Youth Dragon boating	5.00	Person/Course	5.00	Person/Course	0.00%	
k. Private Lessons	40.00	Person / Hour	50.00	Person / Hour	25.00%	
l. Semi-Private Lessons	30.00	Person / Hour	38.00	Person / Hour	26.67%	
m. Group-Organized-Instruction	25.00	Group / Hour / Inst.	25.00	Group / Hour / Inst.	0.00%	Replaced by next three fees
m. Group Organized Instruction-Nonprofit	0.00	NEW	40.00	Group / Hour / Inst.		Staff costs have gone up due to the minimum wage increase. Provides a
m. Group Organized Instruction-Private	0.00	NEW	50.00	Group / Hour / Inst.		Staff costs have gone up due to the minimum wage increase.
m. Group Organized Instruction-Corporate	0.00	NEW	60.00	Group / Hour / Inst.		Staff costs have gone up due to the minimum wage increase. Charges a
m. Specialized Boating Program	0.00	NEW	50.00-300.00	Group of up to 15 people/ Day		Provides flexibility to tailor programs to individual school or group's needs with
m. Specialized Science Program	0.00	NEW	50.00-300.00	Group of up to 15 people/ Day		Provides flexibility to tailor programs to individual school or group's needs with
n. Non-resident fee	20%	Percent of Resident Fee	20%	Percent of Resident Fee	0.00%	
4 Community Keelboat Sailing Programs						
a. ASA Basic Keelboat	405.00	Person / Class	405.00	Person / Class	0.00%	
b. ASA Basic Coastal-Cruising	545.00	Person / Class	545.00	Person / Class	0.00%	No Longer Offered
c. ASA Basic Keelboat Certification Fee	90.00	Person / Class	90.00	Person / Class	0.00%	
d. ASA Basic Coastal-Cruising-Certification-Fee	100.00	Person / Class	100.00	Person / Class	0.00%	No Longer Offered
5 Boating Special Events						
a. <u>Lake Merritt Boating Center (LMBC) Boat Storage</u>						
1 Rental of Storage Bay for Inside Boat Storage	0.00	NEW	1.50	Sqft/Month	NEW	Fair Market Value per Real Estate
2 <u>Dragonboat Docking Fee</u>	0.00	NEW	300.00	Dragonboat (30-50' long)/Month	NEW	Market Rate based on what groups were charged previously in Alameda and in
3 <u>Docking Fee-Approved Special Events</u>	0.00	NEW	1.50	Foot/Day	NEW	Matches Jack London Square Rate
b. <u>Lake Merritt Boating Center (LMBC) Facility Rental</u>						
1 Rental of Mosaic Lake Patio -Boating Events Only	0.00	NEW	40.00-65.00	Hour	NEW	Matches Recreation Center and Studio
2 Rental of Meeting Room or Classroom	0.00	NEW	15.00-60.00	Hour	NEW	Matches Recreation Center and Studio
c. <u>Lake Merritt Use Permit for Boating Special Events</u>						



**City of Oakland  
Master Fee Schedule**

Effective July 1, 2017

**PARKS & RECREATION**

FEE DESCRIPTION	CURRENT FEE (FY 2016-17)		PROPOSED (FY 2017-18)		% CHANGE	
	FEE	UNIT	FEE	UNIT		
<b>1 Shared Use Events (share with boat rentals, boating classes, tours, etc.)</b>						
a. Oakland Boating Non-Profit	0.00	NEW	0.50	Participant/Day	NEW	Provides discounted rate for local
b. Non-Profit Up to 100 Participants	0.00	NEW	100.00	Day	NEW	Discount for non-profit events while
c. Non-Profit Over 100 Participants	0.00	NEW	1.00	Participant/Day	NEW	Discount for non-profit events while
d. Corporate Up to 100 Participants	0.00	NEW	200.00	Day	NEW	Provides compensation for impact of
e. Corporate Over 100 Participants	0.00	NEW	2.00	Participant/Day	NEW	Provides compensation for impact of
<b>2 Exclusive Use Events (not compatible with boat rentals, boating classes, tours, etc.)</b>						
a. Summer Up to 500 participants	0.00	NEW	8,000.00	Day	NEW	Compensation for loss of boating
b. Summer Over 500 participants	0.00	NEW	16.00	Participant/Day	NEW	Provides additional fees for large events.
c. School Year Up to 500 participants	0.00	NEW	4,000.00	Day	NEW	Compensation for loss of boating
d. School Year Over 500 participants	0.00	NEW	8.00	Participant/Day	NEW	Provides additional fees for large events.
d. Non-resident fees	20%	Percent of resident fee	20%	Percent of resident fee	0.00%	Matches other non-resident fees
e. Cancellation Fee-2 weeks or more in advance of program or event	NEW		10%	Percent of total fee	NEW	Covers staff time for booking and preparing for events.
<b>5 Mariner Day Camps</b>						
a. Lake Merritt Camps	165.00	Person / Class	165.00	Person / Class	0.00%	
b. Estuary Camps	195.00	Person / Class	195.00	Person / Class	0.00%	
c. Tallship Sailing Camps	250.00	Person / Class	250.00	Person / Class	0.00%	
d. Advanced Keelboat Camp	300.00	Person / Class	300.00	Person / Class	0.00%	
d. Advanced Sailing Camps	0.00	NEW	200-350	Person / Class	NEW	Range depends on type of equipment
d. Camp Before & After Care	0.00	NEW	15.00	Person/Day	NEW	Covers staff and equipment costs for
e. Nonresident fee	20%	Percent of Resident Fee	20%	Percent of Resident Fee	0.00%	
<b>6 Sailing Into Science</b>						
a. Sailing Into Science Class (1-15 students)	150.00	Class (1-15 students) / Day	200.00	Class (1-15 students) / Day	33.33%	Staff costs have gone up due to the minimum wage increase
b. Sailing Into Science Class (16-32 students)	300.00	Class (16-32 students) / Day	350.00	Class (16-32 students) / Day	16.67%	Staff costs have gone up due to the minimum wage increase
c. Nonresident fee	20%	Percent of Resident Fee	20%	Percent of Resident Fee	0.00%	Matches other non-resident fees
<b>7 Swimming Pools</b>						
a. General Admission (Public Swim)						
1 Individual (Under 18 Years)	1.00	Person / Entry	1.00	Person / Entry	0.00%	
2 Senior (55 Years and Older) or Disabled	2.25	Person / Entry	2.00	Person / Entry	-11.11%	
3 Adult (Except for Seniors)	3.00	Person / Entry	3.00	Person / Entry	0.00%	
b. Pool Reservation						
1 Private Use (Residents)	75.00	Hour	75.00	Hour	0.00%	
2 Private Use (Non-Residents)	90.00	Hour	90.00	Hour	0.00%	
3 Non-Profit Group	50.00	Hour	50.00	Hour	0.00%	
4 Deposit	100.00	Use	100.00	Use	0.00%	
5 Lifeguard (40 or fewer patrons)	Included in rental		Included in rental			
6 Lifeguards-add one lifeguard for each 10 patrons above 40 Guard patrons	25.00	Hour	25.00	Hour	0.00%	
7 Private-Use-Party-Plans	275.00-400.00	Per-2-Hour-Party	275.00-400.00	Per-2-Hour-Party		Not Utilized - Aquatics staff does not offer any "party planning" packages or services
7 Pool Party Rental (Birthday Party, Meeting, Reception, etc.)	0.00	NEW	25.00	Hour	NEW	
c. Adult Lap Swim						
1 Adult (Except for Seniors)	6.00	Person / Entry	6.00	Person / Entry	0.00%	
2 Senior (55 Years and Older) or Disabled	4.00	Person / Entry	4.00	Person / Entry	0.00%	
3 10 Swim Pass Book - Adult	50.00	Pass Book	50.00	Pass Book	0.00%	
4 10 Swim Pass Book - Senior or Disabled	31.00	Pass Book	31.00	Pass Book	0.00%	
5 Monthly-Lap-Pass-Adult	80.00	Pass	80.00	Pass	0.00%	Swim Passes only offered in 10 and 30 bundles.
6 30 Swim Pass Book - Adult	135.00	Pass Book	135.00	Pass Book	0.00%	
7 30 Swim Pass Book - Senior or Disabled	75.00	Pass Book	75.00	Pass Book	0.00%	
d. Senior-or-Disabled-Lap-Swim	4.00	Person/Entry	4.00	Person/Entry	0.00%	Current pricing for seniors/disabled is listed in line 1090-1093
<b>8 Swimming Instruction Classes</b>						
a. Regular						
1 Adult	45.00	Person/Course	50.00	Person/Course	11.11%	Staff costs have increased





**City of Oakland  
Master Fee Schedule**  
Effective July 1, 2017

**PARKS & RECREATION**

FEE DESCRIPTION	CURRENT FEE (FY 2016-17)		PROPOSED (FY 2017-18)		% CHANGE	
	FEE	UNIT	FEE	UNIT		
2 Youth (7 - 17 years)-Resident-Fee	30.00	Person/Course	35.00	Person/Course	16.67%	Staff costs have increased
3 Tiny-Tot Preschool (4 - 6 Years)	30.00	Person/Course	40.00	Person/Course	33.33%	Smaller instructor to student ratio compared to youth learn-to-swim. \$5 higher than youth learn-to-swim.
4 Parent & Child (4 6 months - 4 3 Years)	35.00	Person/Course	50.00	Person/Course	42.86%	Staff costs have increased
5 Adapted Swimming	6.00	Person/Course	35.00	Person/Course	483.33%	One-on-one instruction. Staffing costs have increased
6 Semi-private Instruction (2 or More)	30.00	Person/Course	20.00	Person/Course	-33.33%	Changed to match EOSC pricing on semi-private instruction.
7 Private instruction (Space Permitting)	25.00	Person / 1/2 Hour	30.00	Person / 1/2 Hour	20.00%	Changed to match EOSC pricing on private instruction.
8 Junior Lifeguard Camp	50.00	Person/Course	50.00	Person/Course	0.00%	
9 Junior Lifeguard Program	35.00	Person/Course	40.00	Person/Course	14.29%	COLA increase (\$15.91 x 1.04 = \$16.55)
10 Youth Swim Team	35.00	Person/Course	50.00	Person/Course	42.86%	Increased practice times from 1.5 hours to 2 hours, 5x a week. Program runs for 9 weeks and also runs on Saturday mornings for swim meets.
11 Non-Resident Fee	1.20	Times Resident Rates	1.20	Times Resident Rates	0.00%	
b. Special Instruction						
1 Health and Safety Courses	40.00-300.00	Person/Course	40.00-300.00	Person/Course		
2 Water Exercise						
a. Adults	3.00	Person/Course	3.00	Person/Course	0.00%	
b. Senior or Disabled	2.25	Person/Course	2.25	Person/Course	0.00%	
9 Meeting Room						
a. Monday - Thursday	0.00	NEW	15.00	Hour	NEW	Added cost for Temescal classroom. Cost was taken from Non-Profit Groups Meeting Room Pricing on rows 299-300
b. Friday - Sunday	0.00	NEW	20.00	Hour	NEW	Added cost for Temescal classroom. Cost was taken from Non-Profit Groups Meeting Room Pricing on rows 299-300
9 10 Administrative Fees						
a. Transfer Fee	10.00	Person	10.00	Person	0.00%	
b. Refund Processing Fee	10.00	Person	10.00	Person	0.00%	
D. TENNIS						
1 Court Reservations						
a. Davies Tennis Stadium						
1 Adult (residents-18-years-and-older)-Daylight-hours	10.00	Court / Hour	12.00	Court / Hour	20.00%	resident/non-resident rates are the same;
2 Adult (residents-18-years-and-older)-Nighttime-Hours	12.00	Court / Hour	12.00	Court / Hour	0.00%	fee not implemented
3 Adult (non-residents-18-years-and-older)-Daylight	12.00	Court / Hour	12.00	Court / Hour	0.00%	fee not implemented
4 Adult (non-residents-18-years-and-older)-Nighttime-Hours	14.00	Court / Hour	12.00	Court / Hour	-14.29%	resident/non-resident rates are the same;
5 Senior Citizen	8.00	Court / Hour	10.00	Court / Hour	25.00%	
6 Special Use of Club House for Leagues/Tournaments/Related Activities/Special Use (resident)	75.00	One Hour Session	125.00	One Hour Session	66.67%	
7 Special Use of Club House for Leagues/Tournaments/Related Activities/Special Use (non-resident)	75.00	One Hour Session	150.00	One Hour Session	100.00%	
b. All Other Tennis Courts						
1 All other Tennis Courts - Everyday	8.00	Court / Hour	10.00	Court / Hour	25.00%	
2 Special Use/Leagues/Tournament Rentals	45.00	Rental Plus Court Fee	45.00	Rental Plus Court Fee	0.00%	
E. GOLF (These fees are included for information only; they are charged directly by service providers and not by the City of Oakland)						
1 Chabot Golf Course General Admission						
a. Standard Eighteen-Hole Course						
1 Monday - Friday, Before 2:00 p.m.						
a. Resident	26.00	Person	26.00	Person	0.00%	
b. Nonresidents (Monday-Friday Only)	31.00	Person	31.00	Person	0.00%	
2 Monday - Friday, After 2 p.m.						
a. Resident	17.00	Person	18.00	Person	5.88%	Rate increase to offset rising costs of
b. Nonresidents (Monday-Friday Only)	20.00	Person	22.00	Person	10.00%	Rate increase to offset rising costs of
3 Monday - Friday, Senior (Over 60)						



**City of Oakland  
Master Fee Schedule**  
Effective July 1, 2017

**PARKS & RECREATION**

FEE DESCRIPTION	CURRENT FEE (FY 2016-17)		PROPOSED (FY 2017-18)		% CHANGE	
	FEE	UNIT	FEE	UNIT		
a. Resident	19.00	Person	19.00	Person	0.00%	
b. Nonresidents (Monday-Friday Only)	21.00	Person	22.00	Person	4.76%	Rate increase to offset rising costs of
4 Monday - Friday, After 1 pm, Resident Youth (Under 19 Years)	6.00	Person	6.00	Person	0.00%	
5 Saturday, Sunday or Holiday, After 2:00 pm						
a. Resident	24.00	Person	25.00	Person	4.17%	Biggest disparity in resident to non
b. Nonresidents	32.00	Person	32.00	Person	0.00%	
6 Saturday, Sunday or Holiday, Before 2:00 pm						
a. Resident	35.00	Person	36.00	Person	2.86%	Labor increases 3% yearly and water is
b. Nonresidents	42.00	Person	43.00	Person	2.38%	Labor increases 3% yearly and water is
7 "Super Twilight" Everyday, not more than 3 hours before official sunset time						
a. Resident	11.00	Person	12.00	Person	9.09%	Labor increases 3% yearly and water is
b. Nonresidents	12.00	Person	13.00	Person	8.33%	Labor increases 3% yearly and water is
b. Nine-Hole Course						
1 Adult (Any Day, Including Holidays)						
a. Resident	10.00	Person	10.00	Person	0.00%	
b. Nonresidents	11.00	Person	11.00	Person	0.00%	
2 Youth (Under 19 Years)	5.00	Person	5.00	Person	0.00%	
c. 18 Hole Disc Golf						New Course with first time rates.
1 Adult Monday-Friday						
a. Resident	0.00	NEW	9.00	Person	NEW	
b. Nonresidents	0.00	NEW	10.00	Person	NEW	
c. Junior	0.00	NEW	5.00	Person	NEW	
2 Adult Saturday, Sunday, Holidays						
a. Resident	0.00	NEW	10.00	Person	NEW	
b. Nonresidents	0.00	NEW	12.00	Person	NEW	
3 Premiere Disc Monthly Membership						
a. Monthly Fee	0.00	NEW	20.00	Person	NEW	
c. PDM Monday-Friday	0.00	NEW	1.00	Person	NEW	
d. PDM Saturday, Sunday, Holiday	0.00	NEW	2.00	Person	NEW	
4 Lake Chabot Disc Golf Club						
a. Yearly Member Fee	0.00	NEW	20.00	Person	NEW	
d. 18 Hole Cart Rates						New Course with first time rates.
1 Shared Rider Rates						
a. Senior Weekday Only	0.00	NEW	11.00	Person	NEW	
b. Twilight Mon-Sun	0.00	NEW	11.00	Person	NEW	
c. Before Twilight Mon-Sun	0.00	NEW	16.00	Person	NEW	
d. Employee/Comp Cart	0.00	NEW	5.00	Person	NEW	
e. Driving Range						
1 Bucket of Balls	5.00 to 9.00	Bucket	5.00 to 11.00	Bucket		
2 Large	0.00	NEW	11.00	105 Balls		
b. Junior Program Token	0.00	NEW	4.00	30 balls		
3 Monthly Range Membership	59.00	Month	35.00	Month	-40.68%	To stay competitive with neighboring facilities. They all charge \$29 per month.
c. Tournaments						
1 Monday - Sunday (includes green fee and cart fee)	25.00-70.00	Person	25.00-70.00	Person	0.00%	
2 Chabot Golf Course Miscellaneous						
a. Golf Carts						
1 Single Rider	16.00	Person	16.00	Person	0.00%	
2 Twilight and Senior Cart Fee	11.00	Person	11.00	Person	0.00%	
3 Employee Cart/Comp Guest Cart Fee	5.00	Person	5.00	Person	0.00%	
b. Driving Range						
1 Bucket of Balls	5.00 to 9.00	Bucket	5.00 to 9.00	Bucket		
2 Range Ticket—buy five buckets-get one free	30.00	Buy 5 Lg-buckets and get one free	30.00	Buy 5 Lg-buckets and get one free	0.00%	
3 Large	14.00	3-Tokens	14.00	3-Tokens	0.00%	
b. Junior Program Token	4.00	Token/Cert	4.00	Token/Cert	0.00%	
4 Monthly Range Membership	59.00	Month	59.00	Month	0.00%	
3 Montclair Golf Course General Admission						
a. Pitch & Putt - 9 Holes						
1 Monday - Thursday	7.00	Person	7.00	Person	0.00%	
2 Friday, Saturday, Sunday and Holidays	9.00	Person	9.00	Person	0.00%	
b. Driving Range - Bucket of Balls						



**City of Oakland**  
**Master Fee Schedule**  
 Effective July 1, 2017

**PARKS & RECREATION**

FEE DESCRIPTION	CURRENT FEE (FY 2016-17)		PROPOSED (FY 2017-18)		% CHANGE	
	FEE	UNIT	FEE	UNIT		
1 Small	6.00	Bucket	8.00	Bucket	33.33%	Rate increase due to minimum wage
2 Medium	7.50	Bucket	10.00	Bucket	33.33%	Rate increase due to minimum wage
3 Large	9.00	Bucket	12.00	Bucket	33.33%	Rate increase due to minimum wage
4 Range Ticket - buy five buckets get-one-free for the price of four	30.00; Small; 37.50; Medium; 45.00 Large Buckets		32.00; Small; 40.00; Medium; 48.00 Large Buckets		0.00%	Rate increase due to minimum wage increase
<b>F. METROPOLITAN GOLF (These fees are included for information only; they are charged directly by service providers and not by the City of Oakland)</b>						
<b>1 Residents</b>						
<b>a. Monday - Thursday</b>						
1 9 Holes without cart	21.00	Cart	21.00	Cart	0.00%	
2 9 Holes with cart	31.00	Cart	31.00	Cart	0.00%	
3 18 Holes 'Daytime' without cart	30.00	Person	31.00	Person	3.33%	Prime time rates have not increased
4 18 Holes 'Daytime' with cart	46.00	Cart	47.00	Cart	2.17%	Prime time rates have not increased
5 18 Holes 'Twilight' without cart (Twilight begins at 1:00 p.m. during non daylight savings time (PST) and at 3:00 p.m. during daylight savings time (DST).)	21.00	Cart	21.00	Cart	0.00%	
6 18 Holes 'Twilight' with cart	31.00	Cart	31.00	Cart	0.00%	
7 18 Holes ' Super Twilight' without cart ( Super Twilight begins at 2:30 p.m. during non daylight savings time (PST) and at 3:30 p.m. during daylight savings time (DST).)	16.00	Person	16.00	Person	0.00%	
8 18 Holes ' Super Twilight' with cart	26.00	Cart	26.00	Cart	0.00%	
9 18 Holes Junior (age 18 and under) without cart	15.00	Cart	15.00	Cart	0.00%	
10 18 Holes Junior (age 18 and under) with cart	25.00	Cart	31.00	Cart	24.00%	Prime time rates have not increased
11 18 Holes Senior (age 62 and over) cart included	35.00	Cart	36.00	Cart	2.86%	Prime time rates have not increased
<b>b. Friday</b>						
1 9 Holes without cart	21.00	Cart	21.00	Cart	0.00%	
2 9 Holes with cart	31.00	Cart	31.00	Cart	0.00%	
3 18 Holes 'Daytime' without cart	30.00	Cart	31.00	Cart	3.33%	
4 18 Holes 'Daytime' with cart	46.00	Cart	47.00	Cart	2.17%	
5 18 Holes 'Twilight' without cart (Twilight begins at 1:00 p.m. during non daylight savings time (PST) and at 3:00 p.m. during daylight savings time (DST).)	30.00	Person	30.00	Person	0.00%	
6 18 Holes 'Twilight' with cart	40.00	Cart	40.00	Cart	0.00%	
7 18 Holes ' Super Twilight' without cart ( Super Twilight begins at 3:00 p.m. during non daylight savings time (PST) and at 5:00 p.m. during daylight savings time (DST).)	25.00	Person	25.00	Person	0.00%	
8 18 Holes ' Super Twilight' with cart	35.00	Cart	35.00	Cart	0.00%	
9 18 Holes Junior (age 18 and under) without cart	15.00	Cart	15.00	Cart	0.00%	
10 18 Holes Junior (age 18 and under) with cart	25.00	Cart	31.00	Cart	24.00%	
11 18 Holes Senior (age 62 and over) cart included	35.00	Cart	36.00	Cart	2.86%	
<b>c. Weekends/Holidays</b>						
1 9 Holes without cart	25.00	Person	25.00	Person	0.00%	
2 9 Holes with cart	35.00	Cart	35.00	Cart	0.00%	
3 18 Holes 'Daytime' without cart	55.00	Person	55.00	Person	0.00%	
4 18 Holes 'Daytime' with cart	55.00	Person	55.00	Person	0.00%	
5 18 Holes 'Twilight' without cart (Twilight begins at 1:00 p.m. during non daylight savings time (PST) and at 3:00 p.m. during daylight savings time (DST).)	30.00	Person	30.00	Person	0.00%	
6 18 Holes 'Twilight' with cart	40.00	Cart	40.00	Cart	0.00%	
7 18 Holes ' Super Twilight' without cart ( Super Twilight begins at 3:00 p.m. during non daylight savings time (PST) and at 5:00 p.m. during daylight savings time (DST).)	25.00	Person	25.00	Person	0.00%	
8 18 Holes ' Super Twilight' with cart	35.00	Cart	35.00	Cart	0.00%	
9 18 Holes Junior (age 18 and under) without cart	20.00	Cart	20.00	Cart	0.00%	
10 18 Holes Junior (age 18 and under) with cart	36.00	Cart	36.00	Cart	0.00%	
<b>2 Nonresidents</b>						
<b>a. Monday - Thursday</b>						
1 9 Holes without cart	25.00	Cart	25.00	Cart	0.00%	
2 9 Holes with cart	35.00	Cart	35.00	Cart	0.00%	
3 18 Holes 'Daytime' without cart	40.00	Person	41.00	Person	2.50%	
4 18 Holes 'Daytime' with cart	56.00	Cart	57.00	Person	1.79%	



**City of Oakland  
Master Fee Schedule**  
Effective July 1, 2017

**PARKS & RECREATION**

FEE DESCRIPTION	CURRENT FEE (FY 2016-17)		PROPOSED (FY 2017-18)		% CHANGE	
	FEE	UNIT	FEE	UNIT		
5 18 Holes 'Twilight' without cart (Twilight begins at 1:00 p.m. during non daylight savings time (PST) and at 3:00 p.m. during daylight savings time (DST).)	25.00	Person	25.00	Person	0.00%	
6 18 Holes 'Twilight' with cart	35.00	Cart	35.00	Cart	0.00%	
7 18 Holes ' Super Twilight' without cart ( Super Twilight begins at 3:00 p.m. during non daylight savings time (PST) and at 5:00 p.m. during daylight savings time (DST).)	20.00	Person	20.00	Person	0.00%	
8 18 Holes ' Super Twilight' with cart	30.00	Cart	30.00	Cart	0.00%	
9 18 Holes Junior (age 18 and under) without cart	15.00	Cart	15.00	Cart	0.00%	
10 18 Holes Junior (age 18 and under) with cart	25.00	Cart	38.00	Cart	44.00%	Prime time rates have not increased
11 18 Holes Senior (age 62 and over) cart included	35.00	Cart	36.00	Cart	2.86%	Prime time rates have not increased
<b>b. Friday</b>						
1 9 Holes without cart	25.00	Cart	25.00	Cart	0.00%	
2 9 Holes with cart	35.00	Cart	35.00	Cart	0.00%	
3 18 Holes 'Daytime' without cart	50.00	Cart	51.00	Cart	2.00%	Prime time rates have not increased
4 18 Holes 'Daytime' with cart	66.00	Cart	67.00	Cart	1.52%	Prime time rates have not increased
5 18 Holes 'Twilight' without cart (Twilight begins at 1:00 p.m. during non daylight savings time (PST) and at 3:00 p.m. during daylight savings time (DST).)	37.00	Cart	37.00	Cart	0.00%	
6 18 Holes 'Twilight' with cart	47.00	Cart	47.00	Cart	0.00%	
7 18 Holes ' Super Twilight' without cart ( Super Twilight begins at 3:00 p.m. during non daylight savings time (PST) and at 5:00 p.m. during daylight savings time (DST).)	30.00	Person	30.00	Person	0.00%	
8 18 Holes ' Super Twilight' with cart	40.00	Cart	40.00	Cart	0.00%	
9 18 Holes Junior (age 18 and under) without cart	15.00	Cart	15.00	Cart	0.00%	
10 18 Holes Junior (age 18 and under) with cart	25.00	Cart	36.00	Cart	44.00%	Prime time rates have not increased
11 18 Holes Senior (age 62 and over) cart included	35.00	Cart	36.00	Cart	2.86%	Prime time rates have not increased
<b>c. Weekends/Holidays</b>						
1 9 Holes without cart	30.00	Person	30.00	Person	0.00%	
2 9 Holes with cart	40.00	Cart	40.00	Cart	0.00%	
3 18 Holes 'Daytime' without cart	62.00	Cart	63.00	Cart	1.61%	Prime time rates have not increased
4 18 Holes 'Daytime' with cart	78.00	Cart	79.00	Cart	1.28%	Prime time rates have not increased
5 18 Holes 'Twilight' without cart (Twilight begins at 1:00 p.m. during non daylight savings time (PST) and at 3:00 p.m. during daylight savings time (DST).)	37.00	Cart	37.00	Cart	0.00%	
6 18 Holes 'Twilight' with cart	47.00	Cart	47.00	Cart	0.00%	
7 18 Holes ' Super Twilight' without cart ( Super Twilight begins at 3:00 p.m. during non daylight savings time (PST) and at 5:00 p.m. during daylight savings time (DST).)	30.00	Person	30.00	Person	0.00%	
8 18 Holes ' Super Twilight' with cart	40.00	Cart	40.00	Cart	0.00%	
9 18 Holes Junior (age 18 and under) without cart	20.00	Cart	20.00	Cart	0.00%	
10 18 Holes Junior (age 18 and under) with cart	36.00	Cart	36.00	Cart	0.00%	
<b>H. EAST OAKLAND SPORTS CENTER</b>						
<b>7 Swim Instruction Classes</b>						
a. Group Swim Lessons (All Ages Groups/Levels/Schedules) - Pass Holder	23.00 - 60.00	Person	23.00 - 60.00	Person		
b. Group Swim Lessons (All Ages Groups/Levels/Schedules) - Non-Pass Holder	27.00 - 72.00	Person	27.00 - 72.00	Person		
c. Private Instruction 30 Minute Lesson - <u>Pass Holder</u>	30.00	Person / Session	30.00	Person / Session	0.00%	
d. Private Instruction 30 Minute Lesson - Non-Pass Holder	36.00	Person / Session	36.00	Person / Session	0.00%	
e. Private Instruction Package Four 30-Minute Lessons Private Instruction 30 Minute Lesson - <u>Pass Holder</u>	96.00	Package	100.00	Package	4.17%	
f. Private Instruction Package Four 30-Minute Lessons - Non-Pass Holder	115.00	Package	120.00	Package	4.35%	
g. Semi-Private Instruction 30 Minute Lesson - <u>Pass Holder</u>	20.00	Person / Session	20.00	Person / Session	0.00%	
h. Semi-Private Instruction 30 Minute Lesson - Non-Pass Holder	24.00	Person / Session	24.00	Person / Session	0.00%	
i. Semi-Private Instruction Package Four 30-Minute Lessons - <u>Pass Holder</u>	64.00	Person / Package	64.00	Person / Package	0.00%	



**City of Oakland  
Master Fee Schedule**  
Effective July 1, 2017

**PARKS & RECREATION**

FEE DESCRIPTION	CURRENT FEE (FY 2016-17)		PROPOSED (FY 2017-18)		% CHANGE	
	FEE	UNIT	FEE	UNIT		
j. Semi-Private Instruction Package Four 30-Minute Lessons - Non-Pass Holder	77.00	Person / Package	77.00	Person / Package	0.00%	
k. Gym & Swim - Pass Holder	30.00-60.00	Session	30.00-60.00	Session	0.00%	
l. Gym & Swim - Non-Pass Holder	36.00-72.00	Session	36.00-72.00	Session	0.00%	
m. Non-Resident Free	0.00	NEW	20% Times Pass Holder Rates		NEW	
<b>11 Pool Reservation</b>						
a. Private Use with Lifeguard Service	350.00	Hour	350.00	Hour	0.00%	
b. Private Use with Lifeguard Service Non-Resident	420.00	Hour	420.00	Hour	0.00%	
c. Private Use with Lifeguard Service Oakland Non-Profit Organization	280.00	Hour	280.00	Hour	0.00%	
d. Private Use of Only 1 Area of Pool (lap or zero depth) with 2 Lifeguards, 15 patrons maximum - Resident	0.00	NEW	100.00	Hour	NEW	Added to allow special request rentals. Based off outdoor pool rental fees.
e. Private Use of Only 1 Area of Pool (lap or zero depth) with 2 Lifeguards, 15 patrons maximum - Non-Resident	0.00	NEW	120.00	Hour	NEW	Added to allow special request rentals. Based off outdoor pool rental fees.
f. Private Use of Only 1 Area of Pool (lap or zero depth) with 2 Lifeguards, 15 patrons maximum - Oakland Non-Profit Organization	0.00	NEW	80.00	Hour	NEW	Added to allow special request rentals. Based off outdoor pool rental fees.
d. g. Deposit	200.00	Event	200.00	Event	0.00%	
<b>12 Other Services &amp; Fees</b>						
a. Pass Holder Late Fee	5.00-10.00		5.00-10.00		0.00%	
b. Pass Cancellation Fee (Monthly Auto-Payment)	One Month Dues		One Month Dues		0.00%	
c. Pass Hold Fee	0.00 - 10.00	Pass	0.00 - 10.00	Pass	0.00%	
d. Health, Wellness, & Fitness Contracted Services	25.00-225.00	Session	25.00-225.00	Session	0.00%	
<b>13 Shade Structure Reservation</b>						
a. Single Structure Reservation (Pine Grove or Meadow Hill)	0.00	NEW	50.00	Hour	NEW	Adding on to MFS. New Structures
b. Double Structure Reservation (Both structures during same rental time)	0.00	Hour	120.00	Hour	NEW	Adding on to MFS. Second Structure added.
<b>OAKLAND CITY STABLES</b>						
1 Horse Stall Rental	485.00-650.00	Month	485.00-650.00	Month	0.00%	
2 Riding Lessons (Group)	25.00-85.00	Hour	25.00-85.00	Hour	0.00%	
3 Riding Lessons (Private)	60.00-100.00	Hour	60.00-100.00	Hour	0.00%	
4 Equestrian Day Camp	200.00-500.00	Week	200.00-500.00	Week	0.00%	
5 Equestrian Clinics (all ages)	100.00-1000.00	Clinic	100.00-1000.00	Clinic	0.00%	
6 Arena Rental						
a. Arena Rental (Monday-Friday)	15.00	Hour	15.00	Hour	0.00%	
b. Arena Rental (Saturday-Sunday)	20.00	Hour	20.00	Hour	0.00%	
7 Stable Grounds Rental (Area A)	65.00	Hour	65.00	Hour	0.00%	
8 Stable Grounds Rental (Area B)	40.00	Hour	40.00	Hour	0.00%	
9 Facility Rental Deposit	300.00	Event	300.00	Event	0.00%	
10 Sur-charge For Feed	5.00-100.00	Month	5.00-100.00	Month		



# Oakland Public Works

FEE ANALYSIS

FY 2017-18 MASTER FEE SCHEDULE

A-7: PUBLIC WORKS

Department-wide MASTER staffing sheet by Job Classification  
 Calculate Salaries at Step 5

BFE

Position Title	City Dept	Rep Code	# of FTE	Updated to Current Salary Ord. Step 5	Updated Benefits and OH		OPEB	Total Salary, Benefits & Overhead	Salary, Benefits & Overhead per FTE	Hourly Rate	4% COLA Increase by June 30th
					Benefits	Overhead					
Annual Hours			2080								
Hours per day			8.00								
Hours per week			40.00								
Days per year			260								
						AI1303_Sch.A_					
						Hourly					
Custodian	OPW	SC1	1.00	\$ 46,134	112.26%	46.16%	7.47%	\$ 122,666	\$ 122,666	\$ 58.97	\$ 61.33
Stationary Engineer	OPW	SB1	1.00	\$ 78,270	112.26%	46.16%	7.47%	\$ 208,111	\$ 208,111	\$ 100.05	\$ 104.06
Chief Stationary Engineer	OPW	UH1	1.00	\$ 103,797	112.26%	46.16%	7.47%	\$ 275,985	\$ 275,985	\$ 132.69	\$ 137.99
Maintenance Mechanic	OPW	SB1	1.00	\$ 68,016	112.26%	46.16%	7.47%	\$ 180,846	\$ 180,846	\$ 86.95	\$ 90.42
Plumber	OPW	SB1	1.00	\$ 83,554	112.26%	46.16%	7.47%	\$ 222,159	\$ 222,159	\$ 106.81	\$ 111.08
Carpenter	OPW	SB1	1.00	\$ 78,291	112.26%	46.16%	7.47%	\$ 208,167	\$ 208,167	\$ 100.08	\$ 104.08
Electrician	OPW	IE1	1.00	\$ 85,717	112.26%	46.16%	7.47%	\$ 227,910	\$ 227,910	\$ 109.57	\$ 113.96
Construction & Maintenance Mechanic	OPW	SB1	1.00	\$ 78,291	112.26%	46.16%	7.47%	\$ 208,167	\$ 208,167	\$ 100.08	\$ 104.08
Painter	OPW	SB1	1.00	\$ 78,270	112.26%	46.16%	7.47%	\$ 208,111	\$ 208,111	\$ 100.05	\$ 104.06
Street Sweeper Operator	OPW	SC1	1.00	\$ 66,539	112.26%	46.16%	7.47%	\$ 176,920	\$ 176,920	\$ 85.06	\$ 88.46
Gardener Crew Leader	OPW	SC1	1.00	\$ 66,602	112.26%	46.16%	7.47%	\$ 177,086	\$ 177,086	\$ 85.14	\$ 88.54
Gardener II	OPW	SC1	1.00	\$ 56,139	112.26%	46.16%	7.47%	\$ 149,267	\$ 149,267	\$ 71.76	\$ 74.63
Park Attendant (PT)	OPW	SI1	1.00	\$ 41,662	13.87%	46.16%	0.00%	\$ 66,672	\$ 66,672	\$ 32.05	\$ 33.34
Park Supervisor II	OPW	UH1	1.00	\$ 98,853	112.26%	18.90%	7.47%	\$ 235,891	\$ 235,891	\$ 113.41	\$ 117.95
Park Supervisor I	OPW	UH1	1.00	\$ 85,392	112.26%	46.16%	7.47%	\$ 227,048	\$ 227,048	\$ 109.16	\$ 113.52
Irrigation Repair Specialist	OPW	SC1	1.00	\$ 71,594	112.26%	46.16%	7.47%	\$ 190,359	\$ 190,359	\$ 91.52	\$ 95.18
Administrative Assistant I	OPW	SD1	1.00	\$ 54,932	112.26%	46.16%	7.47%	\$ 146,056	\$ 146,056	\$ 70.22	\$ 73.03
Arboricultural Inspector	OPW	UH1	1.00	\$ 89,662	112.26%	18.90%	7.47%	\$ 213,958	\$ 213,958	\$ 102.86	\$ 106.98
Tree Supervisor II	OPW	UH1	1.00	\$ 98,853	112.26%	18.90%	7.47%	\$ 235,891	\$ 235,891	\$ 113.41	\$ 117.95
Tree Trimmer	OPW	SC1	1.00	\$ 69,888	112.26%	18.90%	7.47%	\$ 166,772	\$ 166,772	\$ 80.18	\$ 83.39
Custodial Services Supervisor I	OPW	UH1	1.00	\$ 70,242	112.26%	46.16%	7.47%	\$ 186,766	\$ 186,766	\$ 89.79	\$ 93.38
Recycling Specialist	OPW	TW1	1.00	\$ 81,363	112.26%	46.16%	7.47%	\$ 216,334	\$ 216,334	\$ 104.01	\$ 108.17
Park Equipment Operator	OPW	SC1	1.00	\$ 68,224	112.26%	46.16%	7.47%	\$ 181,399	\$ 181,399	\$ 87.21	\$ 90.70
Street Maintenance Leader	OPW	SC1	1.00	\$ 70,595	112.26%	46.16%	7.47%	\$ 187,704	\$ 187,704	\$ 90.24	\$ 93.85
Public Works Maintenance Worker	OPW	SC1	1.00	\$ 55,557	112.26%	46.16%	7.47%	\$ 147,719	\$ 147,719	\$ 71.02	\$ 73.86
Program Analyst I	OPW	TW1	1.00	\$ 70,278	112.26%	46.16%	7.47%	\$ 186,860	\$ 186,860	\$ 89.84	\$ 93.43

Department-wide M staffing sheet by Job Classification  
 Calculate Salaries at

BIO

Annual Hours  
 Hours per day  
 Hours per week  
 Days per year

0

Position Title	City Dept	Rep Code	# of FTE	Updated to Current Salary Ord. Step 5	Benefits	Overhead	OPEB	Special Premium	Total Salary, Benefits & Overhead per FTE	Hourly Rate	4% COLA Increase by June 30th
Auto Equipment Service Worker	OPW	SC1	1.00	\$ 57,512	112.26%	46.16%	7.47%		\$ 152,917	\$ 73.52	\$ 76.46
Concrete Finisher	OPW	SB1	1.00	\$ 75,400	112.26%	46.16%	7.47%		\$ 200,479	\$ 96.38	\$ 100.24
Concrete Finisher Plus Premiums	OPW	SB1	1.00	\$ 75,400	112.26%	46.16%	7.47%	\$ 1,580.80	\$ 202,060	\$ 97.14	\$ 101.03
Electrical Engineer III	OPW	TF1	1.00	\$ 127,408	112.26%	46.16%	7.47%		\$ 338,763	\$ 173.72	\$ 180.67
Electrician Helper	OPW	SC1	1.00	\$ 55,536	112.26%	46.16%	7.47%		\$ 147,663	\$ 70.99	\$ 73.83
Electrician	OPW	IE1	1.00	\$ 77,145	112.26%	46.16%	7.47%		\$ 205,119	\$ 109.57	\$ 113.96
Electrician Leader	OPW	IE1	1.00	\$ 88,489	112.26%	46.16%	7.47%		\$ 235,283	\$ 125.69	\$ 130.71
Electrical Supervisor	OPW	UH1	1.00	\$ 98,853	112.26%	46.16%	7.47%		\$ 262,838	\$ 140.41	\$ 146.02
Heavy Equipment Operator	OPW	SB1	1.00	\$ 73,736	112.26%	46.16%	7.47%		\$ 196,055	\$ 94.26	\$ 98.03
Heavy Equipment Operator Plus Premiums	OPW	SB1	1.00	\$ 73,736	112.26%	46.16%	7.47%	\$ 2,038.40	\$ 198,093	\$ 95.24	\$ 99.05
Parking Meter Repair Worker	OPW	SB1	1.00	\$ 61,339	112.26%	18.90%	7.47%		\$ 146,372	\$ 70.37	\$ 73.19
Public Works Maintenance Worker	OPW	SC1	1.00	\$ 55,557	112.26%	46.16%	7.47%		\$ 147,719	\$ 71.02	\$ 73.86
Public Works Maintenance Worker Plus Prem	OPW	SC1	1.00	\$ 55,557	112.26%	46.16%	7.47%	\$ 1,580.80	\$ 149,300	\$ 71.78	\$ 74.65
Public Works Operations Managers	OPW	UM1	1.00	\$ 153,418	112.26%	46.16%	7.47%		\$ 407,919	\$ 209.19	\$ 217.56
Public Works Supervisor I	OPW	UH1	1.00	\$ 85,392	112.26%	46.16%	7.47%		\$ 227,048	\$ 109.16	\$ 113.52
Public Works Supervisor II	OPW	UH1	1.00	\$ 98,853	112.26%	46.16%	7.47%		\$ 262,838	\$ 126.36	\$ 131.42
Sewer Maintenance Leader	OPW	SC1	1.00	\$ 76,149	112.26%	46.16%	7.47%		\$ 202,470	\$ 97.34	\$ 101.24
Sewer Maintenance Leader Plus Premiums	OPW	SC1	1.00	\$ 76,149	112.26%	46.16%	7.47%	\$ 2,038.40	\$ 204,509	\$ 98.32	\$ 102.25
Sewer Maintenance Worker	OPW	SC1	1.00	\$ 58,614	112.26%	46.16%	7.47%		\$ 155,849	\$ 74.93	\$ 77.92
Sewer Maintenance Worker Plus Premiums	OPW	SC1	1.00	\$ 58,614	112.26%	46.16%	7.47%	\$ 2,038.40	\$ 157,887	\$ 75.91	\$ 78.94
Sign Maintenance Worker	OPW	SC1	1.00	\$ 60,403	112.26%	46.16%	7.47%		\$ 160,605	\$ 77.21	\$ 80.30
Street Maintenance Leader	OPW	SC1	1.00	\$ 70,595	112.26%	46.16%	7.47%		\$ 187,704	\$ 90.24	\$ 93.85
Street Maintenance Leader Plus Premiums	OPW	SC1	1.00	\$ 70,595	112.26%	46.16%	7.47%	\$ 2,038.40	\$ 189,742	\$ 91.22	\$ 94.87
Traffic Painter	OPW	SC1	1.00	\$ 77,709	112.26%	46.16%	7.47%		\$ 206,618	\$ 99.34	\$ 103.31
Traffic Sign Maker	OPW	SC1	1.00	\$ 65,333	112.26%	46.16%	7.47%		\$ 173,712	\$ 83.52	\$ 86.86

Name of Fee  
Annual Unit Volume

A) Personnel Analysis:

Class Name	FTE*	Salary, Benis & Overhead (Col. J) from Master Staffing Sheet	Actual Cost @ FTE %	*Department must provide back-up data justifying FTE Calculation
Street Maintenance Leader	0.0004808	\$ 195,212	\$ 93.85	1 Hour A.3
		Total Amount	\$ 93.85	

B) Other Operating Expenses:

Account Number	Description	Total Expense	*Department must provide back-up data justifying FTE Calculation
53XXX			
53XXX			
54XXX			
55XXX			
56XXX			
58XXX			
59XXX			
Subtotal:		\$ 93.85	
Total Dept Expenditures		\$ 93.85	
Total Annual Volume		0	
Fee		\$ -	

Name of Fee  
Annual Unit Volume

A) Personnel Analysis:

Class Name	FTE*	Salary, Benis & Overhead (Col J) from Master Staffing Sheet	Actual Cost @ FTE %	*Department must provide back-up data Justifying FTE Calculation
Public Works Maintenance Worker	0.0004808	\$ 153,627	\$ 73.86	1 Hour A.4
		Total Amount	\$ 73.86	

B) Other Operating Expenses:

Account Number	Description	Total Expense	*Department must provide back-up data Justifying FTE Calculation
53XXX			
53XXX			
54XXX			
55XXX			
56XXX			
58XXX			
59XXX			
Subtotal:		\$ 73.86	
Total Dept Expenditures		\$ 73.86	

Total Annual Volume \$ 0  
Fee \$ -



Name of Fee  
Annual Unit Volume

A) Personnel Analysis:

Class Name	FTE*	Salary, Benis & Overhead (Col J) from Master Staffing Sheet	Actual Cost @ FTE %	E 1. Removal and Restoration
Painter	0.0010	\$ 216,436	\$ 208.11	2 Hours
		Total Amount		
		\$ -	\$ -	
		\$ -	\$ 208	

B) Other Operating Expenses:

Account Number	Description	Total Expense
53XXX		
53XXX		
54XXX		
55XXX		
56XXX		
58XXX		
59XXX		
Subtotal:		\$ -
Total Dept Expenditures		\$ 208

Total Annual Volume 0  
Fee -

Name of Fee  
Annual Unit Volume

[Redacted]

**A) Personnel Analysis:**

Class Name	FTE*	Salary, Bonus & Overhead (Col J) from Master Staffing Sheet	Actual Cost @ FTE %	*Department must provide back-up data justifying FTE Calculation
Street Maintenance Leader	0.0007	\$ 195,212	\$ 140.78	1.30 Hours
Public Works Maintenance Worker	0.0007	\$ 153,627	\$ 110.79	1.30 Hours
				F 1.b: Barricade & Pick-up
Total Amount			\$ 252	

**B) Other Operating Expenses:**

Account Number	Description	Total Expense	*Department must provide back-up data justifying FTE Calculation
52XXX			
53XXX			
54XXX			
55XXX			
56XXX			
58XXX			
59XXX			
Subtotal:		\$ 252	
Total Dept Expenditures		\$ 252	

Total Annual Volume 0  
Fee \$ -

Name of Fee  
Annual Unit Volume

Barricades and Safety Barriers - Rental Fee - Special Event Crowd (F.1.c)

**DESCRIPTION OF FEE**  
A) Personnel Analysis:

Class Name	FTE*	Salary, Bonus & Overhead (Col J) from Master Staffing Sheet	Actual Cost @ FTE %	*Department must provide back-up data justifying FTE Calculation
Street Maintenance Leader	0.0012	\$ 195,212	\$ 234.63	2.50 Hours
Public Works Maintenance Worker	0.0012	\$ 153,627	\$ 184.65	2.50 Hours
Total Amount			\$ 419	F 1.c: Special Event Crowd Control Steel Barriers

B) Other Operating Expenses:

Account Number	Description	Total Expense	*Department must provide back-up data justifying FTE Calculation
52XXX			
53XXX			
54XXX			
55XXX			
56XXX			
58XXX			
59XXX			
Subtotal:		\$ 419	

Total Dept Expenditures

Total Annual Volume 0  
Fee \$ -

Name of Fee  
Annual Unit Volume

Park Maintenance - Park Equipment Operator

A) Personnel Analysis:

Class Name	FTE*	Salary, Benis & Overhead (Col J) from Master Staffing Sheet	Actual Cost @ FTE %	*Department must provide back-up data justifying FTE Calculation
Park Equipment Operator	0.0005	\$ 188,655	\$ -	90.70 New fee - hourly cost
Total Amount			\$ -	

B) Other Operating Expenses:

Account Number	Description	Total Expense Actual cost	*Department must provide back-up data justifying FTE Calculation
52XXX	Materials		
53XXX			
54XXX			
55XXX			
56XXX			
58XXX			
59XXX			
Subtotal:		\$ -	
Total Dept Expenditures		\$ 91	

Total Annual Volume  
Fee

0  
-

Name of Fee  
Annual Unit Volume

Environmental Services - Plan & Report Review (D)

**(A) Personnel Analysis:**

Class Name	FTE*	Salary, Benis & Overhead (Col J) from Master Staffing Sheet	Actual Cost @ FTE %	D, Plan and Report Review - Construction & Demolition Recycling
Recycling Specialist	0.0008	\$ 224,987	\$ 173.07	1.5 Hours
		Total Amount		
		\$ -	\$ -	
		\$ -	\$ -	

**(B) Other Operating Expenses:**

Account Number	Description	Total Expense
53XXX		
53XXX		
54XXX		
55XXX		
56XXX		
58XXX		
59XXX		
Subtotal:		173.07
Total Dept Expenditures		

Total Annual Volume 0  
Fee \$ -



Name of Fee [Redacted] Fee Deleted  
 Annual Unit Volume [Redacted]

A) Personnel Analysis:

Class Name	FTE*	Salary, Benis & Overhead (Col J) from Master Staffing Sheet	Actual Cost @ FTE %	*Department must provide back-up data justifying FTE Calculation
Recycling Specialist	0.0010	\$ 224,987	\$ 231	2.00 Hours
			\$ -	E. Application Review & Inspection - Weekly
			\$ -	Garbage Service Exemptions
		Total Amount		

B) Other Operating Expenses:

Account Number	Description	Total Expense	*Department must provide back-up data justifying FTE Calculation
53XXX	[Redacted]	[Redacted]	
53XXX	[Redacted]	[Redacted]	
54XXX	[Redacted]	[Redacted]	
55XXX	[Redacted]	[Redacted]	
56XXX	[Redacted]	[Redacted]	
58XXX	[Redacted]	[Redacted]	
59XXX	[Redacted]	[Redacted]	
Subtotal:		230.76	
Total Dept Expenditures			
		Total Annual Volume	0
		Fee	\$ -

Name of Fee  
Annual Unit Volume

**A) Personnel Analysis:**

Class Name	FTE*	Salary, Benis & Overhead (Col J) from Master Staffing Sheet	Actual Cost @ FTE %	*Department must provide back-up data justifying FTE Calculation
Tree Trimmer	0.0019231	\$ 173,443	\$ 333.54	4.00 Hours
Total Amount			\$ 334	

**B) Other Operating Expenses:**

Account Number	Description	Total Expense	*Department must provide back-up data justifying FTE Calculation
b. Plant 15 Gallon Size Tree			
	\$45. Actual Nursery cost For tree	45 \$	45
	\$19 Tree stake actual cost	19 \$	19
	2 hours for 2 Tree trimmers		
Subtotal:		\$ 64	
Total Dept Expenditures		\$ 398	
Total Annual Volume		0	
Fee		\$ -	

Name of Fee  
Annual Unit Volume

Tree Services - Tree & Sidewalk - Planning 24 Inch Box (A.1.c)

A) Personnel Analysis:

Class Name	FTE*	Salary, Benis & Overhead (Col J) from Master Staffing Sheet	Actual Cost @ FTE %
Tree Trimmer	0.0029	\$ 173,443	\$ 500.32
			\$ -
			\$ -
		Total Amount	\$ 500

\*Department must provide back-up data justifying FTE Calculation  
6.00 Hours

B) Other Operating Expenses:

Account Number	Description	Total Expense
52XXX	\$137 actual cost to purchase from nursery	\$ 137
	2 Tree stakes @ \$19 each	\$ 38
53XXX		
54XXX		
55XXX		
56XXX		
58XXX		
59XXX		
	Subtotal:	\$ 175
	Total Dept Expenditures	\$ 675

\*Department must provide back-up data justifying FTE Calculation

Total Annual Volume 0  
Fee \$ -

Tree Services - Tree Removal Permit - Non-development Tree Permit (A.2.a)

Name of Fee  
Annual Unit Volume

**A) Personnel Analysis:**

Class Name	FTE*	Salary, Bents & Overhead (Col J) from Master Staffing Sheet	Actual Cost @ FTE %	*Department must provide back-up data justifying FTE Calculation
Administrative Assistant I	0.0005096	\$ 151,898	\$ 77.41	1.06 Hours
Arboricultural Inspector	0.0014423	\$ 222,517	\$ 320.94	3 Hours
		Total Amount	\$ 398	

**B) Other Operating Expenses:**

Account Number	Description	Total Expense	*Department must provide back-up data justifying FTE Calculation
52XXX			
53XXX			
54XXX			
55XXX			
56XXX			
58XXX			
59XXX			
Subtotal:		\$ 398	
Total Dept Expenditures		\$ 398	

Total Annual Volume 0  
Fee \$ -

Tree Services - Tree Removal Permit - Development Tree Permit 1-10 (A.2.b)

Name of Fee  
Annual Unit Volume

**A) Personnel Analysis:**

Class Name	FTE*	Salary, Benis & Overhead (Col J) from Master Staffing Sheet	Actual Cost @ FTE %	*Department must provide back-up data justifying FTE Calculation
Administrative Assistant I	0.0005096	\$ 151,898	\$ 77.41	1.06 Hours
Arboricultural Inspector	0.0014423	\$ 222,517	\$ 320.94	3 Hours
		Total Amount	\$ 398	

**B) Other Operating Expenses:**

Account Number	Description	Total Expense	*Department must provide back-up data justifying FTE Calculation
52XXX			
53XXX			
54XXX			
55XXX			
56XXX			
58XXX			
59XXX			
Subtotal:		\$ -	
Total Dept Expenditures		\$ 398	

Total Annual Volume \$ 0  
Fee \$ -



Name of Fee  
Annual Unit Volume

Tree Services - Tree Removal Permit - Development Tree Permit 11-100 (A.2.c)

**A) Personnel Analysis:**

Class Name	FTE*	Salary, Benis & Overhead (Col J) from Master Staffing Sheet	Actual Cost @ FTE %	*Department must provide back-up data justifying FTE Calculation
Administrative Assistant I	0.0005096	\$ 151,898	\$ 77.41	1.06 Hours
Arboricultural Inspector	0.0014423	\$ 222,517	\$ 320.94	3 Hours
		Total Amount	\$ 398	

**B) Other Operating Expenses:**

Account Number	Description	Total Expense	*Department must provide back-up data justifying FTE Calculation
52XXX			
53XXX			
54XXX			
55XXX			
56XXX			
58XXX			
59XXX			
Subtotal:		\$ -	
Total Dept Expenditures		\$ 398	

Total Annual Volume 0  
Fee -

Tree Services - Appeal of Tree Removal Permit - Non-Development (A.2.f.1)

Name of Fee  
Annual Unit Volume


**A) Personnel Analysis:**


Class Name	FTE*	Salary, Benis & Overhead (Col J) from Master Staffing Sheet	Actual Cost @ FTE %	
Arboricultural Inspector	0.0009615	\$ 222,517	\$ 213.96	*Department must provide back-up data justifying FTE Calculation
Tree Supervisor II	0.0009615	\$ 245,327	\$ 235.89	2 Hours - Write agenda report for PRAC Meeting
Tree Supervisor II	0.0004808	\$ 245,327	\$ 117.95	2 Hours - On site meeting with applicant
		Total Amount	\$ 568	1 Hour - Tree hearing at monthly PRAC Meeting

**B) Other Operating Expenses:**

Account Number	Description	Total Expense	
52XXX			*Department must provide back-up data justifying FTE Calculation
53XXX			
54XXX			
55XXX			
56XXX			
58XXX			
59XXX			
Subtotal:		\$ -	
Total Dept Expenditures		\$ 568	

Total Annual Volume \$ 0  
Fee \$ -





Tree Services - Appeal of Tree Removal Permit - Development Tree Permit (A.2.f.2)

Name of Fee  
Annual Unit Volume

(A) Personnel Analysis:

Class Name	FTE*	Salary, Benis & Overhead (Col J) from Master Staffing Sheet	Actual Cost @ FTE %	*Department must provide back-up data justifying FTE Calculation
Arboricultural Inspector	0.0014423	\$ 222,517	\$ 320.94	3 Hours - Write Agenda Report for City Council Meeting
Tree Supervisor II	0.0009615	\$ 245,327	\$ 235.89	2 Hours - On site meeting with appellant
Tree Supervisor II	0.0009615	\$ 245,327	\$ 235.89	2 Hours - Tree Hearing at City Council Meeting
		Total Amount	\$ 793	

(B) Other Operating Expenses:

Account Number	Description	Total Expense	*Department must provide back-up data justifying FTE Calculation
52XXX			
53XXX			
54XXX			
55XXX			
56XXX			
58XXX			
59XXX			
Subtotal:		\$ -	
Total Dept Expenditures		\$ 793	

Total Annual Volume  
Fee \$ 0



Name of Fee  
Annual Unit Volume

Tree Services - Service Fee Damaged Tree - Replaceable 15 Gallon (A.3.b.1)

**A) Personnel Analysis:**

Class Name	FTE*	Salary, Benis & Overhead (Col J) from Master Staffing Sheet	Actual Cost @ FTE %	*Department must provide back-up data justifying FTE Calculation
Tree Trimmer	0.0019231	\$ 173,443	\$ 333.54	4.00 Hours
			\$ -	
			\$ -	
		Total Amount	\$ 334	

**B) Other Operating Expenses:**

Account Number	Description	Total Expense	*Department must provide back-up data justifying FTE Calculation
b. Plant 15 Gallon Size Tree			
	\$45. Actual Nursery cost For tree	45 \$	45
	\$19 Tree stake actual cost	19 \$	19
	2 hours for 2 Tree trimmers		
	Subtotal:	\$ 64	
	Total Dept Expenditures	\$ 398	

Total Annual Fee \$ 0 -



Name of Fee  
Annual Unit Volume

Tree Services - View Preservation Claim Appeal (A.4)

A) Personnel Analysis:

Class Name	FTE*	Salary, Bents & Overhead (Col J) from Master Staffing Sheet	Actual Cost @ FTE %	
Arboricultural Inspector	0.0014423	\$ 222,517	\$ 320.94	3 Hours - Write Agenda Report for City Council Meeting
Tree Supervisor II	0.0009615	\$ 245,327	\$ 235.89	2 Hours - On site meeting with appellant
Tree Supervisor II	0.0009615	\$ 245,327	\$ 235.89	2 Hours (Overtime) - Tree Hearing at City Council Meeting
Total Amount			\$ 794	

B) Other Operating Expenses:

Account Number	Description	Total Expense
52XXX		
53XXX		
54XXX		
55XXX		
56XXX		
58XXX		
59XXX		
Subtotal:		\$ 794
Total Dept Expenditures		\$ 794

Total Annual Volume 0  
Fee \$ -

\*Department must provide back-up data justifying FTE Calculation









































Name of Fee  
Annual Unit Volume

Engineering Review

(A) Personnel Analysis:

Class Name	FTE*	Salary, Benis & Overhead (Col J) from Master Staffing Sheet	Actual Cost @ FTE %	*Department must provide back-up data justifying FTE Calculation
Engineer, Supervising Civil (O)	0.00005	\$ 410,234	\$ 21	0.1 hours Department head
Engineer, Civil (O)	0.00051	\$ 333,737	\$ 171	1 hours billing and follow-up and reporting work
Total Amount			\$ 192	

(B) Other Operating Expenses:

Account Number	Description	Total Expense	*Department must provide back-up data justifying FTE Calculation
52XXX			
53XXX			
54XXX			
55XXX			
56XXX			
58XXX			
59XXX			
Total Dept Expenditures		Subtotal: \$ 192	
Total Annual Volume		\$ 0	
Fee		\$ -	



Name of Fee  
Annual Unit Volume

Sewer Discharge Authorization

A) Analysis: \*Department must provide back-up data justifying FTE Calculation  
 Name of Fee Hrs Needed Actual Cost  
 Sewer Discharge Authorization \$ 4.00 192 768  
 \$ \$ \$ \$  
 per calculation on Engineering Planning and Design, item A

B) Other Operating Expenses:  
 Account Number Description Total Expense  
 \*Department must provide back-up data justifying FTE Calculation

Total Dept Expenditures \$ 768  
 Total Annual Volume 0  
 Fee \$ -

















Name of Fee  
Annual Unit Volume

A. Inspection for Issuance of a Permit

A) Analysis:		Name of Fee	Hrs Needed	Hrly Rate	Actual Cost	*Department must provide back-up data justifying FTE Calculation
1.a		Within Property	261	2.00	\$ 523	per calculation on Right-of-Way Management, item B.2.a
1.b		Within Private Property and Sidewalk/Roadway	261	3.00	\$ 784	per calculation on Right-of-Way Management, item B.2.a
4.b		Sewer, Common Private, Not during normal hours	586	1.50	\$ 879	per calculation on Right-of-Way Management, item A.4.a
5		Voluntary Repair with EBMUD Incentive Program	261	1.00	\$ 261	per calculation on Right-of-Way Management, item B.2.a
6		Voluntary Repair Coordinated with City Project	-	-	No Fee	Inspection included as part of CIP inspection.

B) Other Operating Expenses:

Account Number	Description	Total Expense	*Department must provide back-up data justifying FTE Calculation

Total Dept Expenditures

Total Annual Volume	0
Fee	\$ -

Sewer, New Building Connection Including Tap Inspection

Name of Fee  
Annual Unit Volume

A) Personnel Analysis:

Class Name	FTE*	Salary, Bonus & Overhead (Col J) from Master Staffing Sheet	Actual Cost @ FTE %	*Department must provide back-up data justifying FTE Calculation
Construction Inspector (F)	0.00240385	\$ 211,747	\$ 509	5 hours
Construction Inspector, Sr (F)	0.00096154	\$ 257,222	\$ 247	2 hours
Construction Inspector Supv. (Field)	0.00024038	\$ 306,146	\$ 74	0.5 hours
Engineering Technician II (O)	0.00014423	\$ 211,010	\$ 30	0.3 hours
Engineer, Civil Supervising (O)	0.00015385	\$ 410,234	\$ 63	0.3 hours
Administrative Assistant II	0.00015385	\$ 191,726	\$ 29	0.3 hours
				Actual field inspections, minor office related work, verify plan/profile for a Senior inspector to review the plans and establish conditions of approval, Inspection supervisor to sign the approved plans or approve the condition Intake at the counter and communications with the applicant on plan/prof Department head Scheduling & follow-up
		Total Amount	\$ 953	

B) Other Operating Expenses:

Account Number	Description	Total Expense	*Department must provide back-up data justifying FTE Calculation
52X XX			
53X: 53117	Cell Phone - Const Insp & Sr Cc	\$ 1,320	0.63
54XXX			
55XXX			
56X: 56413, 56419	Vehicle & IT Charges	\$ 78,520	37.75 **E/2080
58XXX			
59XXX			
Subtotal:		\$ 38	
Total Dept Expenditures:		\$ 981	
Total Annual Volume		\$ 0	
Fee		\$ -	

Name of Fee  
Sewer Septic Tank Abatement

Annual Unit Volume

A) Personnel Analysis:

Class Name	FTE*	Salary, Bonus & Overhead (Col J) from Master Staffing Sheet	Actual Cost @ FTE %	*Department must provide back-up data justifying FTE Calculation
Construction Inspector (F)	0.00240385	\$ 211,747	\$ 509	5 hours
Engineering Technician II (O)	0.00096154	\$ 211,010	\$ 203	2 hours
Construction Inspector, Sr (F)	0.00048077	\$ 257,222	\$ 124	1 hours
Construction Inspector Supv. (Field)	0.00014423	\$ 306,146	\$ 44	0.3 hours
Engineer, Civil Supervising (O)	0.00015385	\$ 410,234	\$ 63	0.3 hours
Administrative Assistant II	0.00015385	\$ 191,726	\$ 29	0.3 hours
		Total Amount	\$ 972	Scheduling & follow-up

B) Other Operating Expenses:

Account Number	Description	Total Expense	*Department must provide back-up data justifying FTE Calculation
52XXX			
53XXX	53117 Cell Phone - Const Insp & Sr Cc	1,320	0.63
54XXX			
55XXX			
56XXX	56413, 56419 Vehicle & IT Charges	78,520	37.75 **E/2080
58XXX			
59XXX			
Subtotal:		\$ 38	
Total Dept Expenditures		\$ 1,011	
Total Annual Volume		\$ 0	
Fee		\$ -	

Name of Fee  
Annual Unit Volume

Sewer, Common Private, Normal Hours

A) Personnel Analysis:

Class Name	FTE*	Salary, Benis & Overhead (Col J) from Master Staffing Sheet	Actual Cost @ FTE %	*Department must provide back-up data justifying FTE Calculation
Construction Inspector (F)	0.00216346	\$ 211,747	\$ 458	4.5 hours
Engineering Technician II (O)	0.00009615	\$ 211,010	\$ 20	0.2 hours
Construction Inspector, Sr (F)	0.00024038	\$ 257,222	\$ 62	0.5 hours
Construction Inspector Supv. (Field)	0.00004808	\$ 306,146	\$ 15	0.1 hours
Engineer, Civil Supervising (O)	0.00005128	\$ 410,234	\$ 21	0.1 hours
Administrative Assistant II	0.00005128	\$ 191,726	\$ 10	0.1 hours
		Total Amount	\$ 586	

B) Other Operating Expenses:

Account Number	Description	Total Expense	*Department must provide back-up data justifying FTE Calculation
52XXX			
53XXX			
54XXX			
55XXX			
56XXX			
58XXX			
59XXX			
Total Dept Expenditures		\$ 586	

Total Annual Volume 0



Name of Fee  
Annual Unit Volume

Permit (Includes 2 Hours of Inspection)

A) Personnel Analysis:

Class Name	FTE*	Salary, Bonus & Overhead (Col J) from Master Staffing Sheet	Actual Cost @ FTE %	*Department must provide back-up data Justifying FTE Calculation
Construction Inspector (F)	0.00192308	\$ 211,747	\$ 407	4 hours
Engineering Technician II (O)	0.00009615	\$ 211,010	\$ 20	0.2 hours
Construction Inspector, Sr (F)	0.00024038	\$ 257,222	\$ 62	0.5 hours
Construction Inspector Supv. (Field)	0.00009615	\$ 306,146	\$ 29	0.2 hours
Engineer, Civil Supervising (O)	0.00005128	\$ 410,234	\$ 21	0.1 hours
Administrative Assistant II	0.00010256	\$ 191,726	\$ 20	0.2 hours
Engineer, Assistant II (O)	0.00005128	\$ 286,689	\$ 15	0.1 hours
		Total Amount	\$ 574	

B) Other Operating Expenses:

Account Number	Description	Total Expense	*Department must provide back-up data Justifying FTE Calculation
52XXX			
53XXX	53117 Cell Phone - Const Insp & Sr Cc	1,320	0.63
54XXX			
55XXX			
56XXX	56413, 56419 Vehicle & IT Charges	78,520	37.75 **+/E/2080
58XXX			
59XXX			
Subtotal:		\$ 38	
Total Dept Expenditures		\$ 813	
Total Annual Volume		0	

Name of Fee  
Annual Unit Volume

B. Excavation Permit

A) Analysis:					*Department must provide back-up data justifying FTE Calculation	
Name of Fee	Hrly Rate	Hrs Needed	Actual Cost			
2.a Additional Inspection Hours	\$	261	261 \$	261 per calculation on Right-of-Way Management, item B.2.a		
2.b Not During Normal Operating Hours	\$	261	392 \$	392 per calculation on Right-of-Way Management, item B.2.a		
7 Extension of Excavation Permit	\$	261	261 \$	261 per calculation on Right-of-Way Management, item B.2.a		
B) Other Operating Expenses:		Total Expense		*Department must provide back-up data justifying FTE Calculation		
Account Number	Description					
Total Dept Expenditures						
				Total Annual Volume	0	
				Fee	\$	-

Name of Fee  
Annual Unit Volume

Additional Inspection Hours

2080

**(A) Personnel Analysis:**

Class Name	FTE	Salary, Bonus & Overhead (Col J) from Master Staffing Sheet	Actual Cost @ FTE %	*Department must provide back-up data justifying FTE Calculation
Construction Inspector (F)	0.00072115	\$ 211,747	\$ 153	1.5 hours
Construction Inspector, Sr (F)	0.00009615	\$ 257,222	\$ 25	0.2 hours
Construction Inspector Supv. (Field)	0.00004608	\$ 306,146	\$ 15	0.1 hours
Administrative Assistant II	0.00005128	\$ 191,726	\$ 10	0.1 hours
Engineer, Civil Supervising (O)	0.00005128	\$ 410,234	\$ 21	0.1 hours
		Total Amount	\$ 223	Department head

**(B) Other Operating Expenses:**

Account Number	Description	Total Expense	*Department must provide back-up data justifying FTE Calculation
52XXX			
53XXX	Cell Phone - Const Insp & Sr Co	1,320	0.635
54XXX			
55XXX			
56XXX	Vehicle & IT Charges	78,520	37.75 **E/2080
58XXX			
59XXX			
Subtotal:		38.38	
Total Dept Expenditures		\$ 261	
Total Annual Volume		\$ 261	1
Fee		\$ 261	

Name of Fee  
Annual Unit Volume

City Performed Repairs -Mandatory - Administrative fee

(A) Personnel Analysis:

Class Name	FTE*	Salary, Benis & Overhead (Col J) from Master Staffing Sheet	Actual Cost @ FTE %	*Department must provide back-up data justifying FTE Calculation
Construction Inspector (F)	0.00096154	\$ 211,747	\$ 204	2 hours
Construction Inspector, Sr (F)	0.00144231	\$ 257,222	\$ 371	3 hours
Construction Inspector Supv. (Field) Engineer, Civil Supervising (O)	0.00144231	\$ 306,146	\$ 442	3 hours
Administrative Assistant II	0.00051282	\$ 410,234	\$ 210	1 hour
Engineer, Assistant II (O)	0.00020513	\$ 191,726	\$ 39	0.4 hours
Engineer, Assistant II (O)	0.00102564	\$ 286,689	\$ 294	2 hours
		Total Amount	\$ 1,560	Engineering assistance to inspection-supervisor, senior-inspector,

(B) Other Operating Expenses:

Account Number	Description	Total Expense	*Department must provide back-up data justifying FTE Calculation
52XXX			
53XXX	53117 Cell Phone - Const Insp & Sr Cc	\$ 1,320	0.63
54XXX			
55XXX			
56XXX	56413, 56419 Vehicle & IT Charges	\$ 78,520	37.75 ***+E/2080
58XXX			
59XXX			
Subtotal:		\$ 38	
Total Dept Expenditures		\$ 1,598	
Total Annual Volume		\$ 0	
Fee		\$ -	

Name of Fee  
Annual Unit Volume

Violation of Mandatory Notice  
C.4

(A) Personnel Analysis:

Class Name	FTE*	Salary, Benis & Overhead (Col J) from Master Staffing Sheet	Actual Cost @ FTE %	*Department must provide back-up data justifying FTE Calculation
Construction Inspector (F)	0.00096154	\$ 211,747	\$ 204	2 hours Actual field inspections, minor office related work, verify plan/profil
Construction Inspector, Sr (F)	0.00096154	\$ 257,222	\$ 247	2 hours Senior inspector to review any plans, establish conditions of appro
Construction Inspector Supv. (Field)	0.00048077	\$ 306,146	\$ 147	1 hours Supervisor's work related activities to inspection and admin.
Engineer, Civil Supervising (O)	0.00010256	\$ 410,234	\$ 42	0.2 hours Department head
Administrative Assistant II	0.00010256	\$ 191,726	\$ 20	0.2 hours Scheduling (and billing if needed - utilities )
Engineer, Assistant II (O)	0.00051282	\$ 286,689	\$ 147	1 hours Engineering assistance to inspection-supervisor, senior-inspector,
		Total Amount	\$ 807	

(B) Other Operating Expenses:

Account Number	Description	Total Expense	*Department must provide back-up data justifying FTE Calculation
52XXX			
53XXX	53117 Cell Phone - Const Insp & Sr Cc	1,320	0.63
54XXX			
55XXX			
56XXX	56413, 56419 Vehicle & IT Charges	78,520	37.75 **+E/2080
58XXX			
59XXX			
Subtotal:		\$ 807	\$ 38
Total Dept Expenditures		\$ 845	\$ 845
Total Annual Volume		C.4	
Fee		\$	

Name of Fee  
Annual Unit Volume

Excavation Permit Review Fee  
6a

(A) Personnel Analysis:

Class Name	FTE*	Salary, Bents & Overhead (Col J) from Master Staffing Sheet	Actual Cost @ FTE %	*Department must provide back-up data justifying FTE Calculation
Construction Inspector (F)	0.00072115	\$ 211,747	\$ 153	1.5 hours
Construction Inspector, Sr (F)	0.00144231	\$ 257,222	\$ 371	3 hours
Construction Inspector Supv. (Field) Engineer, Civil Supervising (O)	0.00024038	\$ 306,146	\$ 74	0.5 hours
Administrative Assistant II	0.00000000	\$ 410,234	\$ -	Department head
Engineer, Assistant II (O)	0.00051282	\$ 191,726	\$ 98	Scheduling (and billing if needed - utilities)
	0.00102564	\$ 286,689	\$ 294	Engineering assistance to inspection-supervisor, senior-inspector
		Total Amount	\$ 990	

(B) Other Operating Expenses:

Account Number	Description	Total Expense	*Department must provide back-up data justifying FTE Calculation
52XXX			
53XXX	53117 Cell Phone - Const Insp & Sr Constr Insp	\$ 1,320	0.63
54XXX			
55XXX			
56XXX	56413, 56419 Vehicle & IT Charges	\$ 78,520	37.75 **E/2080
58XXX			
59XXX			
Subtotal:		\$ 38	
Total Dept Expenditures		\$ 1,028	
Total Annual Volume 6a		\$	
Fee		\$	



Name of Fee  
Annual Unit Volume

C. Excavation Permit (Utility Companies Only)

RES-117-00000000

A) Analysis:		Name of Fee	Hrly Rate	Hrs Needed	Actual Cost	*Department must provide back-up data justifying FTE Calculation
1	Permit				No Fee	
2.a	Normal Operating Hours	\$ 261	1.00	\$	261	per calculation on Right-of-Way Management, item B.2.a
2.b	Outside Operating Hours	\$ 261	1.50	\$	392	per calculation on Right-of-Way Management, item B.2.a
4	Violation of Mandatory Completion Notice	\$ 845	1.00	\$	845	per calculation on Right-of-Way Management, item B.4
6	Extension of Excavation Permit	\$ 1,028	1.00	\$	1,028	per calculation on Right-of-Way Management, item B.6

Not on MFS (see 6.a)

B) Other Operating Expenses:

Account Number	Description	Total Expense	*Department must provide back-up data justifying FTE Calculation
Total Dept Expenditures			
	Total Annual Vol	0	
	Fee	\$ -	

City-Performed Repairs - Voluntary - Administrative Fee (E,1,d)

Name of Fee  
Annual Unit Volume

**(A) Personnel Analysis:**

Class Name	FTE*	Salary, Bonus & Overhead (Col J) from Master Staffing Sheet	Actual Cost @ FTE %	*Department must provide back-up data Justifying FTE Calculation
Construction Inspector (F)	0.00144231	\$ 211,747	\$ 305	3 hours Actual field verification and inspection, some minor office related
Construction Inspector, Sr (F)	0.00144231	\$ 257,222	\$ 371	3 hours Senior construction inspector related work - review of the applical
Construction Inspector Supv. (Field)	0.00024038	\$ 306,146	\$ 74	0.5 hours Supervisor's work related activities to inspection and admin.
Engineer, Civil Supervising (O)	0.00005128	\$ 410,234	\$ 21	0.1 hours Department head
Administrative Assistant II	0.00005128	\$ 191,726	\$ 10	0.1 hours Scheduling (and billing if needed - utilities )
Engineer, Assistant II (O)	0.00025641	\$ 286,689	\$ 74	0.5 hours Engineering assistance to inspection-supervisor, senior-inspector
		Total Amount	\$ 854	

**(B) Other Operating Expenses:**

Account Number	Description	Total Expense	*Department must provide back-up data Justifying FTE Calculation
52XXX			
53XXX	53117 Cell Phone - Const Insp & Sr Cc	\$ 1,320	0.63
54XXX			
55XXX			
56XXX	56413, 56419 Vehicle & IT Charges	\$ 78,520	37.75 **E/2080
58XXX			
59XXX			
Subtotal:		\$ 38	
Total Dept Expenditures		\$ 893	
Total Annual Volume		\$ 0	
Fee		\$ -	

Name of Fee  
Annual Unit Volume

Sewer Abatement - Voluntary Administrative Fee

**PERSONNEL**  
A) Personnel Analysis:

Class Name	FTE*	Salary, Benis & Overhead (Col J) from Master Staffing Sheet	Actual Cost @ FTE %	*Department must provide back-up data justifying FTE Calculation
Construction Inspector (F)	0.00096154	\$ 211,747	\$ 204	2 hours
Construction Inspector, Sr (F)	0.00144231	\$ 257,222	\$ 371	3 hours
Construction Inspector Supv. (Field)	0.00024038	\$ 306,146	\$ 74	0.5 hours
Engineer, Civil Supervising (O)	0.00025641	\$ 410,234	\$ 105	0.5 hours
Administrative Assistant II	0.00025641	\$ 191,726	\$ 49	0.5 hours
Engineer, Assistant II (O)	0.00025641	\$ 286,689	\$ 74	0.5 hours
		Total Amount	\$ 876	Engineering assistance to inspection-supervis

B) Other Operating Expenses:

Account Number	Description	Total Expense	*Department must provide back-up data justifying FTE Calculation
52XXX			
53XXX	53117 Cell Phone - Const Insp & Sr Cc	1,320	0.63

**Name of Fee**  
**Annual Unit Volume**

Sewer Abatement - Voluntary Administrative Fee

**A) Personnel Analysis:**

Class Name	FTE*	Salary, Benis & Overhead (Col J) from Master Staffing Sheet	Actual Cost @ FTE %	*Department must provide back-up data justifying FTE Calculation
Construction Inspector (F)	0.00096154	\$ 211,747	\$ 204	2 hours
Construction Inspector, Sr (F)	0.00144231	\$ 257,222	\$ 371	3 hours
Construction Inspector Supv. (Field)	0.00024038	\$ 306,146	\$ 74	0.5 hours
Engineer, Civil Supervising (O)	0.00025641	\$ 410,234	\$ 105	0.5 hours
Administrative Assistant II	0.00025641	\$ 191,726	\$ 49	0.5 hours
Engineer, Assistant II (O)	0.00025641	\$ 286,689	\$ 74	0.5 hours
		<b>Total Amount</b>	<b>\$ 876</b>	

**B) Other Operating Expenses:**

Account Number	Description	Total Expense	*Department must provide back-up data justifying FTE Calculation
52XXX			
53XXX	53117 Cell Phone - Const Insp & Sr Cc	1,320	0.63
54XXX			
55XXX			
56XXX	56413, 56419 Vehicle & IT Charges	78,520	37.75 **+E/2080
58XXX			
59XXX			
<b>Total Dept Expenditures</b>		<b>Subtotal:</b>	<b>\$ 38</b>
			<b>\$ 874</b>
<b>Total Annual Volume</b>			<b>0</b>
<b>Fee</b>			<b>\$ -</b>

Name of Fee  
Annual Unit Volume

H. Sewer Abatement

(A) Analysis:		*Department must provide back-up data justifying FTE Calculation	
Name of Fee	Hrly Rate	Hrs Needed	Actual Cost No Fee
2.c Administrative Fee	\$ 1,598	1.00	1,598
per calculation on Right-of-Way Management, item B.3.c			
(B) Other Operating Expenses:		*Department must provide back-up data justifying FTE Calculation	
Account Number	Description	Total Expense	
Total Dept Expenditures			
Total Annual Volume		0	
Fee		\$ -	

**Name of Fee**  
**Annual Unit Volume**

**I. Inspection of Sidewalks, Driveways, Curbs and Gutters**

**A) Analysis:**

	Name of Fee	Hrly Rate	Hrs Needed	Actual Cost	*Department must provide back-up data justifying FTE Calculation
1	Permit Includes 2 hours of Inspection	\$	2.00	\$ 523	per calculation on Right-of-Way Management, item B.2.a
2.a	Normal Operating Hours	\$	1.00	\$ 261	per calculation on Right-of-Way Management, item B.2.a
2.b	Outside Operating Hours	\$	1.50	\$ 392	per calculation on Right-of-Way Management, item B.2.a
3	Voluntary Repair Coordinated with City Project		No Fee		Inspection included as part of CIP inspection.

**B) Other Operating Expenses:**

Account Number	Description	Total Expense	*Department must provide back-up data justifying FTE Calculation
<b>Total Dept Expenditures</b>			
	Total Annual Volun	0	
	Fee	\$ -	









Name of Fee  
Annual Unit Volume

Painting of Curbs to Indicate No Stopping and Parking Re

**DESCRIPTION OF COST**

**A) Personnel Analysis:**

Class Name	FTE*	Fully Burdened Hourly Rate from Master Staffing Sheet
Engineer, Civil (O)	0.0002564	\$ 333,737
Engineer, Civil Supervising (O)	0.0017949	\$ 410,234
		Total Amount

**B) Other Operating Expenses:**

Account Number	Description
52XXX	
53XXX	
54XXX	
55XXX	
56XXX	
58XXX	
59XXX	
Subtotal:	
<b>Total Dept Expenditures</b>	

Total Annual Volume  
Fee

regulations

Actual Cost @	FTE %	*Department must provide back-up data justifying FTE Calculation
\$	85.57	0.50 Hours
\$	736.32	3.50 Hours
\$	-	
\$	-	
\$	-	
\$	-	
\$	-	
\$	822	

Total Expense	*Department must provide back-up data justifying FTE Calculation
\$	-
	0
\$	822

Name of Fee  
Annual Unit Volume

Transportation Engineering Review: Plans and Studies

**DESCRIPTION OF COST**

**A) Personnel Analysis:**

Class Name	FTE*	Fully Burdened Hourly Rate from Master Staffing Sheet
Engineer, Transportation Supv.	0.0000513	\$ 410,234
Engineer, Transportation	0.0005128	\$ 333,737
		Total Amount


**B) Other Operating Expenses:**

Account Number	Description
52XXX	
53XXX	
54XXX	
55XXX	
56XXX	
58XXX	
59XXX	
Subtotal:	
<b>Total Dept Expenditures</b>	

Total Annual Volume  
Fee



Actual Cost @	FTE %	*Department must provide back-up data justifying FTE Calculation
\$	21	0.1 Hours
\$	171	1Hours
\$	-	
\$	-	
\$	-	
\$	-	
\$	-	
\$	-	
\$	192	

Total Expense	*Department must provide back-up data justifying FTE Calculation
	
\$	-
\$	192
	0
\$	192

Name of Fee  
Annual Unit Volume

Traffic Control Plan

**A) Personnel Analysis:**

Class Name	FTE*	Fully Burdened Hourly Rate from Master Staffing Sheet
Engineer, Transportation Supv.	0.0000513	\$ 410,234
Engineer, Transportation	0.0000821	\$ 333,737
Engineering Technician II (O)	0.0003077	\$ 211,010

Total Amount

**B) Other Operating Expenses:**

Account Number	Description
52XXX	
53XXX	
54XXX	
55XXX	
56XXX	
58XXX	
59XXX	

Subtotal:

Total Dept Expenditures

Total Annual Volume  
Fee

[Redacted]

Actual Cost @	FTE %	*Department must provide back-up data justifying FTE Calculation
\$	21	0.10 Hours
\$	27	0.16 Hours
\$	65	0.60 Hours
\$	-	
\$	-	
\$	-	
\$	-	
\$	113	

**Total Expense** \*Department must provide back-up data justifying FTE Calculation

[Redacted]

\$ -  
\$ 113

0  
\$ 113

# Revenue Management Bureau

FEE ANALYSIS

FY 2017-18 MASTER FEE SCHEDULE

A-8: REVENUE

**City of Oakland  
Finance Department**

**Public Notary Fee**

	<b>FY 16-17 Volume</b>	<b>9,000</b>
<b>Maximum Fee Per State Law is ten dollars</b>		<b>\$ 15</b>
		<b>\$135,000</b>

**Fee**

Per State of California: Gov't Agencies Maximum Charge Per AB 2217		\$ 15.00
<b>Total Fee Imposed</b>		<b>\$ 15.00</b>

**Description:**

*A fee to charge to witness the truthfulness and factualness of statements.*

**City of Oakland  
Finance Department**

**Citywide Lien Administrative Fee**

**Estimated Time of Processing**

**Tax Enforcement Officer II**

Documentation Data Analysis 10 Minutes

**Revenue Assistant**

Research/Documentation/Case Setup 45 Minutes

**Total Processing Time 55 Minutes**

**Estimated Cost of Material**

Postage \$ 0.46

Envelopes \$ 0.25

Paper & Printing \$ 0.20

**Total Cost of Material \$ 0.91**

**Tax Enforcement Officer II**

\$ 295,600.43

Hourly Cost

\$ 151.59

Cost per Minute

\$ 2.53

**10 Minutes Costs**

**\$ 25.26**

**Revenue Assistant**

\$ 259,159.79

Hourly rate

\$ 132.90

cost per minute

\$ 2.22

**45 Minutes Costs**

**\$ 99.68**

Total Staff Cost

\$ 124.94

Total Material Cost

\$ 0.91

**Total Cost of Staff & Material**

**\$ 125.85**

**Citywide Lien Administration**



# Oakland Fire Department

FEE ANALYSIS

FY 2017-18 MASTER FEE SCHEDULE

A-9: OAKLAND FIRE

Service Name	Fee Description	Average Annual Volume	Per Unit			Annual				
			FY16-17 Unit Fee	FY17-18 Actual Full Unit Cost per Prop 26	Difference Unit Fee to Actual Cost	Unit Required Subsidy Fee @ Policy Level	FY17-18 Actual Annual Full Cost per Prop 26	Difference Annual Fee to Actual Cost	Annual Required Subsidy with FY17-18 MFS Fee @ Policy Level (If Fee Increase is Approved)	
Fire Code Records Viewing And/Or Copying Plans/Map Photo Copy (511x17)	Hour Resp	5	\$ 45.00	\$ 65.00	\$ (20.00)	20	\$ 275.00	\$ (100.00)	100	\$
False Alarm Penalties-Commercial On The Second Transmission Within 6 Months	Incidence	30	\$ 0.840	\$ 1.00	\$ (0.16)	0.16	\$ 8.40	\$ (1.60)	1.60	\$
False Alarm Penalties-Residential On The Second Transmission Within 6 Months	Incidence	200	\$ 546.00	\$ 613.00	\$ (67.00)	65	\$ 109,600.00	\$ (13,000.00)	13,000	\$
Aerosol Product Level 2 and Level 3	Year	100	\$ 546.00	\$ 613.00	\$ (67.00)	65	\$ 54,300.00	\$ (6,500.00)	6,500	\$
Amusement Buildings	Per Bldg Per Instance	2	\$ 84.00	\$ 160.00	\$ (76.00)	76	\$ 2,100.00	\$ (1,900.00)	1,900	\$
Aviation Facilities - Aircraft Refueling Vehicle	Year /Instance	2	\$ 84.00	\$ 160.00	\$ (76.00)	76	\$ 168.00	\$ (152.00)	152	\$
Cellulose Nitrate Film	Year /Vehicle	2	\$ 155.00	\$ 160.00	\$ (5.00)	5	\$ 310.00	\$ (10.00)	10	\$
Christmas Tree Lots	Each	2	\$ 84.00	\$ 160.00	\$ (76.00)	76	\$ 168.00	\$ (152.00)	152	\$
Covered Mail Buildings - Use of Open Flame	Year /Instance	5	\$ 84.00	\$ 160.00	\$ (76.00)	76	\$ 420.00	\$ (380.00)	380	\$
Covered Mail Buildings - Display liquid- or Gas Fired Equipment	Year /Instance	5	\$ 84.00	\$ 160.00	\$ (76.00)	76	\$ 420.00	\$ (380.00)	380	\$
Covered Mail Buildings - Placement of Concession Equipment	Year /Instance	4	\$ 84.00	\$ 160.00	\$ (76.00)	76	\$ 336.00	\$ (304.00)	304	\$
Floor Finishing Flammable Finishes (Spray, Dip, powder-coating, etc.)	Year	5	\$ 84.00	\$ 160.00	\$ (76.00)	76	\$ 420.00	\$ (380.00)	380	\$
Light Work Program	Year	30	\$ 155.00	\$ 160.00	\$ (5.00)	5	\$ 4,650.00	\$ (4,800.00)	4,800	\$
Industrial Ovens	Year	6	\$ 84.00	\$ 160.00	\$ (76.00)	76	\$ 504.00	\$ (456.00)	456	\$
Liquid Petroleum Gas (LPG) - Storage or Use of	Year /Truck	50	\$ 84.00	\$ 160.00	\$ (76.00)	76	\$ 4,200.00	\$ (3,800.00)	3,800	\$
Liquid Petroleum Gas (LPG) - Cargo Tanker Transport	Year /Truck	1	\$ 84.00	\$ 160.00	\$ (76.00)	76	\$ 84.00	\$ (76.00)	76	\$
Open Flames - Paint Removal	Year	5	\$ 84.00	\$ 160.00	\$ (76.00)	76	\$ 420.00	\$ (380.00)	380	\$
Open Flames - Assembly, Restaurant/Drinking Establishments	Year	5	\$ 101.00	\$ 160.00	\$ (59.00)	59	\$ 5,050.00	\$ (2,950.00)	2,950	\$
Open Flames - Ceremonial	Year	25	\$ 101.00	\$ 160.00	\$ (59.00)	59	\$ 2,525.00	\$ (1,475.00)	1,475	\$
Repair Garages	Year	70	\$ 84.00	\$ 160.00	\$ (76.00)	76	\$ 5,880.00	\$ (5,320.00)	5,320	\$
Private Hydrant/Driv Horizontal Standpipe	P/HR - 1 HR Min	150	\$ 255.00	\$ 447.00	\$ (192.00)	192	\$ 127,500.00	\$ (96,000.00)	96,000	\$
Underground Mains/Feeds	P/HR - 2 Hr Min	50	\$ 255.00	\$ 447.00	\$ (192.00)	192	\$ 12,750.00	\$ (9,600.00)	9,600	\$
Fire Pumps and Related Equipment	P/HR - 2 Hr Min	200	\$ 255.00	\$ 447.00	\$ (192.00)	192	\$ 51,000.00	\$ (38,400.00)	38,400	\$
System Modification/Repairs - Tenant Improvement (TI)	P/HR - 2 Hr Min	5	\$ 255.00	\$ 447.00	\$ (192.00)	192	\$ 1,275.00	\$ (960.00)	960	\$
Battery System Installation	P/HR - 2 Hr Min	8	\$ 255.00	\$ 447.00	\$ (192.00)	192	\$ 2,040.00	\$ (1,536.00)	1,536	\$
Combustible and Flammable Liquids System Installation (C/L) - Class II or III Liquids	P/HR - 2 Hr Min	3	\$ 255.00	\$ 447.00	\$ (192.00)	192	\$ 765.00	\$ (576.00)	576	\$
Industrial Ovens	P/HR - 2 Hr Min	2	\$ 255.00	\$ 447.00	\$ (192.00)	192	\$ 472.50	\$ (357.00)	357	\$
Spraying or Dipping Booth, Tank or Room	P/HR - 2 Hr Min	19	\$ 255.00	\$ 447.00	\$ (192.00)	192	\$ 4,845.00	\$ (3,636.00)	3,636	\$
Standpipe System	P/HR - 2 Hr Min	25	\$ 255.00	\$ 447.00	\$ (192.00)	192	\$ 6,175.00	\$ (4,680.00)	4,680	\$
Tents, Canopies, and/or Temporary Membrane Structures	P/HR - 1 HR Min	10	\$ 255.00	\$ 447.00	\$ (192.00)	192	\$ 2,550.00	\$ (1,920.00)	1,920	\$
Evacuation Fire Safety Plan	P/HR - 1 HR Min	20	\$ 255.00	\$ 447.00	\$ (192.00)	192	\$ 5,100.00	\$ (3,840.00)	3,840	\$
Zoning Requests	P/HR - 1 HR Min	20	\$ 255.00	\$ 447.00	\$ (192.00)	192	\$ 5,100.00	\$ (3,840.00)	3,840	\$
Parcel Map Walker Review	P/HR - 1 HR Min	25	\$ 255.00	\$ 447.00	\$ (192.00)	192	\$ 5,100.00	\$ (3,840.00)	3,840	\$
Tentative Parcel Map	P/HR - 1 HR Min	3	\$ 255.00	\$ 447.00	\$ (192.00)	192	\$ 6,375.00	\$ (4,800.00)	4,800	\$
Site Utility Review	P/HR - 1 HR Min	3	\$ 255.00	\$ 447.00	\$ (192.00)	192	\$ 765.00	\$ (576.00)	576	\$
EBMUD Meter Approval	P/HR - 1 HR Min	30	\$ 255.00	\$ 447.00	\$ (192.00)	192	\$ 7,650.00	\$ (5,760.00)	5,760	\$
As-Builts	P/HR - 1 HR Min	150	\$ 255.00	\$ 447.00	\$ (192.00)	192	\$ 38,250.00	\$ (28,800.00)	28,800	\$
Resubmittals	P/HR - 1 HR Min	50	\$ 255.00	\$ 447.00	\$ (192.00)	192	\$ 12,750.00	\$ (9,600.00)	9,600	\$
Consultation Requested For Preliminary Review Of Improv. & Const Projects 1hr min	P/HR - 1 HR Min	150	\$ 255.00	\$ 447.00	\$ (192.00)	192	\$ 38,250.00	\$ (28,800.00)	28,800	\$
Processing Request For Alternate Materials Or Method Of Construction (AMMR) - Grade I	P/HR - 1 HR Min	50	\$ 372.00	\$ 447.00	\$ (75.00)	260	\$ 9,360.00	\$ (7,500.00)	7,500	\$
Processing Request For Alternate Materials Or Method Of Construction (AMMR) - Grade II	Per Item Request	2	\$ 158.00	\$ 339.00	\$ (181.00)	181	\$ 316,000.00	\$ (240,000.00)	240,000	\$
Inspection Conducted by FFB Fire Code Inspector	P/HR - 1 HR Min	1000	\$ 158.00	\$ 339.00	\$ (181.00)	181	\$ 158,000.00	\$ (121,600.00)	121,600	\$
After Hours Inspections Conducted by FFB Fire Code Inspector	P/HR - 2.5 HR Min	150	\$ 158.00	\$ 339.00	\$ (181.00)	181	\$ 35,400.00	\$ (27,600.00)	27,600	\$
Complaint Inspection	P/HR - 1 HR Min	50	\$ 158.00	\$ 339.00	\$ (181.00)	181	\$ 7,950.00	\$ (6,180.00)	6,180	\$
Cancelled Inspection - Equal to or less than 24 hrs Notice	P/HR - 1 HR Min	10	\$ 158.00	\$ 339.00	\$ (181.00)	181	\$ 1,580.00	\$ (1,216.00)	1,216	\$
Investigation of Work	P/HR - 1 HR Min	30	\$ 158.00	\$ 339.00	\$ (181.00)	181	\$ 4,740.00	\$ (3,648.00)	3,648	\$
Compliance Plan Inspection	P/HR - 1 HR Min	6	\$ 158.00	\$ 339.00	\$ (181.00)	181	\$ 906.00	\$ (700.80)	700.8	\$
New/Modified Adult Residential Facilities - Proposed 25 or less persons	P/HR - 1/2 Hr Min	6	\$ 100.00	\$ 339.00	\$ (239.00)	239	\$ 300.00	\$ (234.00)	234	\$
New/Modified Adult Residential Facilities - State Final Fire Clearance Request	P/HR - 1/2 Hr Min	6	\$ 100.00	\$ 339.00	\$ (239.00)	239	\$ 300.00	\$ (234.00)	234	\$
New/Modified Congregate Living Health Facilities - Proposed 25 or less persons	P/HR - 1/2 Hr Min	6	\$ 100.00	\$ 339.00	\$ (239.00)	239	\$ 300.00	\$ (234.00)	234	\$
New/Modified Congregate Living Health Facilities - State Final Fire Clearance Request	P/HR - 1/2 Hr Min	6	\$ 100.00	\$ 339.00	\$ (239.00)	239	\$ 300.00	\$ (234.00)	234	\$
New/Modified Congregate Living Health Facilities - Proposed 25 or less persons	P/HR - 1/2 Hr Min	6	\$ 100.00	\$ 339.00	\$ (239.00)	239	\$ 300.00	\$ (234.00)	234	\$
New/Modified Congregate Living Health Facilities - State Final Fire Clearance Request	P/HR - 1/2 Hr Min	6	\$ 100.00	\$ 339.00	\$ (239.00)	239	\$ 300.00	\$ (234.00)	234	\$
New/Modified Foster Family Homes - Proposed 25 or less persons	P/HR - 1/2 Hr Min	6	\$ 100.00	\$ 339.00	\$ (239.00)	239	\$ 300.00	\$ (234.00)	234	\$
New/Modified Foster Family Homes - State Final Fire Clearance Request	P/HR - 1/2 Hr Min	6	\$ 100.00	\$ 339.00	\$ (239.00)	239	\$ 300.00	\$ (234.00)	234	\$
New/Modified Foster Family Homes - Proposed 25 or less persons	P/HR - 1/2 Hr Min	6	\$ 100.00	\$ 339.00	\$ (239.00)	239	\$ 300.00	\$ (234.00)	234	\$
New/Modified Foster Family Homes - State Final Fire Clearance Request	P/HR - 1/2 Hr Min	6	\$ 100.00	\$ 339.00	\$ (239.00)	239	\$ 300.00	\$ (234.00)	234	\$
New/Modified Intermediate Care for Developmentally Disabled Habilitative - Proposed 25 or less	P/HR - 1/2 Hr Min	6	\$ 100.00	\$ 339.00	\$ (239.00)	239	\$ 300.00	\$ (234.00)	234	\$
New/Modified Intermediate Care for Developmentally Disabled Habilitative - State Final Fire Clearance	P/HR - 1/2 Hr Min	6	\$ 100.00	\$ 339.00	\$ (239.00)	239	\$ 300.00	\$ (234.00)	234	\$
New/Modified Intermediate Care for Developmentally Disabled Nursing - Proposed 25 or less	P/HR - 1/2 Hr Min	6	\$ 100.00	\$ 339.00	\$ (239.00)	239	\$ 300.00	\$ (234.00)	234	\$
New/Modified Intermediate Care for Developmentally Disabled Nursing - Proposed 25 or more	P/HR - 1 HR Min	6	\$ 158.00	\$ 339.00	\$ (181.00)	181	\$ 600.00	\$ (468.00)	468	\$
New/Modified Intermediate Care for Developmentally Disabled Nursing - State Final Fire Clearance	P/HR - 1 HR Min	6	\$ 158.00	\$ 339.00	\$ (181.00)	181	\$ 600.00	\$ (468.00)	468	\$

New/Modified Nurseries - Proposed 25 or less persons	P/H - 1/2 Hr Min	6	\$ 50.00	\$ 395.00	\$ 289.00	\$ 300.00	\$ 2,034.00	\$ 1,734.00	\$ 1,734.00
New/Modified Nurseries - Proposed 26 or more persons	P/H - 1/2 Hr Min	6	\$ 100.00	\$ 395.00	\$ 289.00	\$ 600.00	\$ 2,034.00	\$ 1,434.00	\$ 1,434.00
New/Modified Nurseries - State Final Fire Clearance Request	P/H - 1 Hr Min	6	\$ 158.00	\$ 395.00	\$ 181.00	\$ 948.00	\$ 2,034.00	\$ 1,086.00	\$ 1,086.00
New/Modified Residential Care for Elderly (RCFE) - Proposed 25 or less persons	P/H - 1/2 Hr Min	6	\$ 50.00	\$ 395.00	\$ 289.00	\$ 300.00	\$ 2,034.00	\$ 1,734.00	\$ 1,734.00
New/Modified Residential Care for Elderly (RCFE) - State Final Fire Clearance Request	P/H - 1/2 Hr Min	6	\$ 100.00	\$ 395.00	\$ 289.00	\$ 600.00	\$ 2,034.00	\$ 1,434.00	\$ 1,434.00
New/Modified Residential Care for Elderly (RCFE) - Proposed 26 or more persons	P/H - 1/2 Hr Min	6	\$ 158.00	\$ 395.00	\$ 181.00	\$ 948.00	\$ 2,034.00	\$ 1,086.00	\$ 1,086.00
New/Modified Residential Care for Elderly (RCFE) - State Final Fire Clearance Request	P/H - 1 Hr Min	6	\$ 50.00	\$ 395.00	\$ 289.00	\$ 300.00	\$ 2,034.00	\$ 1,734.00	\$ 1,734.00
New/Modified Residential Care for Mildly Ill Children - Proposed 25 or less persons	P/H - 1/2 Hr Min	6	\$ 100.00	\$ 395.00	\$ 289.00	\$ 600.00	\$ 2,034.00	\$ 1,434.00	\$ 1,434.00
New/Modified Residential Care for Mildly Ill Children - State Final Fire Clearance Request	P/H - 1 Hr Min	6	\$ 158.00	\$ 395.00	\$ 181.00	\$ 948.00	\$ 2,034.00	\$ 1,086.00	\$ 1,086.00
New/Modified Residential Care for Mildly Ill Children - Proposed 26 or more persons	P/H - 1/2 Hr Min	6	\$ 50.00	\$ 395.00	\$ 289.00	\$ 300.00	\$ 2,034.00	\$ 1,734.00	\$ 1,734.00
New/Modified Residential Care for Mildly Ill Children - State Final Fire Clearance Request	P/H - 1 Hr Min	6	\$ 100.00	\$ 395.00	\$ 289.00	\$ 600.00	\$ 2,034.00	\$ 1,434.00	\$ 1,434.00
New/Modified Residential Care for Mildly Ill Children - Proposed 25 or less persons	P/H - 1/2 Hr Min	6	\$ 50.00	\$ 395.00	\$ 289.00	\$ 300.00	\$ 2,034.00	\$ 1,734.00	\$ 1,734.00
New/Modified Residential Care for Mildly Ill Children - State Final Fire Clearance Request	P/H - 1 Hr Min	6	\$ 100.00	\$ 395.00	\$ 289.00	\$ 600.00	\$ 2,034.00	\$ 1,434.00	\$ 1,434.00
New/Modified Residential Care for Mildly Ill Children - Proposed 26 or more persons	P/H - 1/2 Hr Min	6	\$ 158.00	\$ 395.00	\$ 181.00	\$ 948.00	\$ 2,034.00	\$ 1,086.00	\$ 1,086.00
New/Modified Residential Care for Mildly Ill Children - State Final Fire Clearance Request	P/H - 1 Hr Min	6	\$ 50.00	\$ 395.00	\$ 289.00	\$ 300.00	\$ 2,034.00	\$ 1,734.00	\$ 1,734.00
New/Modified Residential Care for Mildly Ill Children - Proposed 25 or less persons	P/H - 1/2 Hr Min	6	\$ 100.00	\$ 395.00	\$ 289.00	\$ 600.00	\$ 2,034.00	\$ 1,434.00	\$ 1,434.00
New/Modified Residential Care for Mildly Ill Children - State Final Fire Clearance Request	P/H - 1 Hr Min	6	\$ 158.00	\$ 395.00	\$ 181.00	\$ 948.00	\$ 2,034.00	\$ 1,086.00	\$ 1,086.00
New/Modified Residential Care for Mildly Ill Children - Proposed 26 or more persons	P/H - 1/2 Hr Min	6	\$ 50.00	\$ 395.00	\$ 289.00	\$ 300.00	\$ 2,034.00	\$ 1,734.00	\$ 1,734.00
New/Modified Residential Care for Mildly Ill Children - State Final Fire Clearance Request	P/H - 1 Hr Min	6	\$ 100.00	\$ 395.00	\$ 289.00	\$ 600.00	\$ 2,034.00	\$ 1,434.00	\$ 1,434.00
All Other State/County Fire Clearance Requests	P/H - 1 Hr Min	6	\$ 50.00	\$ 395.00	\$ 289.00	\$ 300.00	\$ 2,034.00	\$ 1,734.00	\$ 1,734.00
Existing Residential Care for the Elderly (RCFE) - 6 or fewer persons	P/H - 1 Hr Min	6	\$ 158.00	\$ 395.00	\$ 181.00	\$ 948.00	\$ 2,034.00	\$ 1,086.00	\$ 1,086.00
Existing Residential Care for the Elderly (RCFE) - 7 or more persons	P/H - 1 Hr Min	6	\$ 50.00	\$ 395.00	\$ 289.00	\$ 300.00	\$ 2,034.00	\$ 1,734.00	\$ 1,734.00
All others (Classifications as identified above in 1-1) - Annual Inspection	P/H - 1 Hr Min	50	\$ 158.00	\$ 395.00	\$ 181.00	\$ 948.00	\$ 16,950.00	\$ 9,050.00	\$ 9,050.00
All others (Classifications as identified above) Re-Inspection	P/H - 1 Hr Min	25	\$ 266.00	\$ 395.00	\$ 181.00	\$ 78.00	\$ 8,475.00	\$ 4,525.00	\$ 4,525.00
Spills, Leaks and Contaminated Sites Oversight (Hourly Fee)	P/H - 1 Hr Min	3	\$ 531.00	\$ 1,112.00	\$ 581.00	\$ 10,620.00	\$ 22,440.00	\$ 11,620.00	\$ 11,620.00
Fire Hazard Clearance - Admin Fee	Property	20							

OFD/Fire Prevention Bureau - Fire Code Inspections  
Master Fee Schedule Analysis  
FY 2016-17

Classification	Employee Name	Fully Loaded Annual Salary	Hourly	CSC for OFD - Building - PG & E, Water, Space Rental, Utilities - PG & E, Water, Lanthor/Maintenance	Telephone - ShortTel Line, Maintenance	Cell phone - Monthly Charges	Computer Equipment - Licensing, Software, Hardware, Maintenance & Upgrade	Radio - Fire Investigation: Monthly, Maintenance/Insurance	Office Machines - Copier, Facsimile, Printer, Plotter	Office Supplies - Paper Ink, Toner, Pen, CDs, Flash Drive & Misc. Supplies	Office Furniture - Chair, Drafting Table, Filing Cabinets & Eye Protection, Safety Boots & Vest, Gloves	Other Equipment - Upside Down Paint, Measuring Wheels, Flashlight, Camera, Metal Clipboard, Stakes/Mallet	Uniform - Class A & B, Rain Gear, Overalls	Vehicle - Monthly Lease (Including Maintenance), Gasoline	Training - Certification, Requirement, Technical, Target Safety	Printing - Internal, Duplicating Shop	Specialized/Technical Equipment - Code Books, Technical Standards/Manuals
Fire Marshal - (non-sworn)	Trujillo	\$ 299,404.00	\$ 153.54	17.15	0.29	0.65	0.72	0.00	1.82	0.24	0.65	0.02	0.25	1.96	0.03	3.26	0.24
Assistant Fire Marshal (non-sworn)	Avila	\$ 257,759.00	\$ 132.18	14.76	0.29	0.23	0.72	0.00	1.82	0.24	0.65	0.02	0.25	1.56	0.03	3.26	0.24
Administrative Services Manager I	Sierra	\$ 222,646.00	\$ 114.18	12.75	0.29	0.26	0.72	0.00	1.82	0.24	0.65	0.02	0.25	1.56	0.03	3.26	0.24
Administrative Assistant I	Pacheco	\$ 102,727.00	\$ 52.88	5.88	0.29	0.26	0.72	0.00	1.82	0.24	0.65	0.02	0.25	1.56	0.03	3.26	0.24
Account Clerk II	Lee	\$ 95,105.00	\$ 48.77	5.45	0.29	0.26	0.72	0.00	1.82	0.24	0.65	0.02	0.25	1.56	0.03	3.26	0.24
Office Assistant II	Ortiz	\$ 442,163.00	\$ 226.75	25.33	0.29	0.29	0.72	0.00	1.82	0.24	0.65	0.02	0.25	1.56	0.03	3.26	0.24
Fire Protection Engineer	Basada	\$ 192,327.00	\$ 98.63	11.02	0.29	0.29	0.72	0.00	1.82	0.24	0.65	0.02	0.25	1.56	0.03	3.26	0.24
Fire Protection Engineer	Andrews	\$ 178,959.00	\$ 91.77	10.25	0.29	0.29	0.72	0.00	1.82	0.24	0.65	0.02	0.25	1.56	0.03	3.26	0.24
Fire Prevention Bureau Inspector	Pinto	\$ 155,318.00	\$ 74.67	8.34	0.29	0.23	0.72	0.00	1.82	0.24	0.65	0.02	0.25	1.56	0.03	3.26	0.24
Fire Prevention Bureau Inspector	Clark	\$ 155,318.00	\$ 74.67	8.34	0.29	0.23	0.72	0.00	1.82	0.24	0.65	0.02	0.25	1.56	0.03	3.26	0.24
Fire Prevention Bureau Inspector	Garrett	\$ 155,318.00	\$ 74.67	8.34	0.29	0.23	0.72	0.00	1.82	0.24	0.65	0.02	0.25	1.56	0.03	3.26	0.24
Fire Prevention Bureau Inspector	Glover	\$ 155,318.00	\$ 74.67	8.34	0.29	0.23	0.72	0.00	1.82	0.24	0.65	0.02	0.25	1.56	0.03	3.26	0.24
Fire Prevention Bureau Inspector	Davis	\$ 155,318.00	\$ 74.67	8.34	0.29	0.23	0.72	0.00	1.82	0.24	0.65	0.02	0.25	1.56	0.03	3.26	0.24
Fire Prevention Bureau Inspector	Orduna	\$ 155,318.00	\$ 74.67	8.34	0.29	0.23	0.72	0.00	1.82	0.24	0.65	0.02	0.25	1.56	0.03	3.26	0.24
Fire Prevention Bureau Inspector	Vacant	\$ 155,318.00	\$ 74.67	8.34	0.29	0.23	0.72	0.00	1.82	0.24	0.65	0.02	0.25	1.56	0.03	3.26	0.24
Operation & Maintenance Costs (O&M Costs) (# of Inspections - 2300)				0.07	0.29	0.16	0.57	0.00	1.46	0.19	0.52	0.02	0.19	0.68	1.24	2.61	\$ 8.25

VARIABLE PERSONNEL COST

10% of the Fire Marshal (Policy development, supervision, problem solving, dispute resolution, complaint intake)	15.35
20% of the Assistant Fire Marshal/Non-Sworn (Direct supervision of inspectors for commercial inspection program, technical consultation, complaint intake, and dispute resolution)	26.44
20% Administrative Services Manager I (Supervision of support staff, scheduling, finance, accounting, billing, collection, logistic, reporting)	22.84
75% Admin Assistant I (Front desk walk-in, phone customer service, scheduling, data entry, billing, collection, cashiering, complaint intake, mailing)	39.51
40% of the Account Clerk II (Phone customer service, billing, collection, cashiering, complaint intake, mailing)	19.51
50% Office Assistant II (Front desk walk-in, phone customer service, scheduling, data entry, billing, collection, cashiering, complaint intake, mailing)	113.38
10% of the Fire Protection Engineer (Technical consultation to inspectors, research on code complication and interpretation)	9.86
10% of the Fire Protection Engineer (Technical consultation to inspectors, research on code complication and interpretation)	9.18
100% of the Fire Prevention Bureau Inspector (Inspections, customer service, follow up, technical resolution, reporting)	74.67
<b>Total Personnel Cost Per Inspection</b>	<b>\$ 330.73</b>

<b>Hourly Costs Per Inspection (Variable O&amp;M costs + Personnel Costs - A+B)</b>	<b>\$ 338.98</b>	<b>Rounded to</b>
<b>45 Minute Cost Per Inspection</b>	<b>\$ 254.25</b>	
<b>30 Minute Cost Per Inspection</b>	<b>\$ 169.50</b>	
<b>15 Minute Cost Per Inspection</b>	<b>\$ 84.75</b>	



Classification	Employee Name	Fully Loaded Annual Salary	Hourly	CSO for OFD - Building - PG & E, Water, Space Rental, Utilities	Lantern/Maintenance	Telephone - Short Line, Maintenance	Cell phone - Monthly Charges	Computer Equipment - Licensing, Software, Upgrade	Radio - Fire Investigation: Monthly, Maintenance/Insurance	Office Machines - Copier, Facsimile, Printer, Plotter	Office Supplies - Paper Ink, Toner, Pen, CDs, Flash Drive & Misc. Supplies	Office Furniture - Chair, Drafting Table, Filing Cabinets	Safety Equipment - Hardhat, Ear & Eye Protection, Safety Boots & Vest, Gloves	Other Equipment - Upside Down Paint, Measuring Wheels, Flashlight, Camera, Metal Clipboard, Stakes/Mallet	Uniform - Class A & B, Rain Gear, Overalls	Vehicle - Monthly Lease (including Maintenance), Gasoline	Training - Certification, Requirement, Technical, Target Safety	Printing - Internal, Duplicating Shop	Specialized/Technical Equipment - Code Books, Technical Standards/Manuals
Fire Marshal - (non-sworn)	Trujillo	\$ 299,404.00	\$ 153.54	17.15	0.45	1.00	0.36	1.00	1.10	2.79	0.36	1.00	0.00	0.00	0.25	0.25	0.00	0.00	0.24
Assistant Fire Marshal (non-sworn)	Avila	\$ 257,759.00	\$ 132.18	14.76	0.45	1.00	0.36	1.00	1.10	2.79	0.36	1.00	0.00	0.00	0.25	0.25	0.00	0.00	0.24
Administrative Services Manager I	Sierra	\$ 222,646.00	\$ 114.18	12.75	0.45	1.00	0.36	1.00	1.10	2.79	0.36	1.00	0.00	0.00	0.25	0.25	0.00	0.00	0.24
Administrative Assistant I	Pacheco	\$ 102,727.00	\$ 52.68	5.88	0.45	1.00	0.36	1.00	1.10	2.79	0.36	1.00	0.00	0.00	0.25	0.25	0.00	0.00	0.24
Account Clerk II	Lee	\$ 116,499.88	\$ 59.74	6.67	0.45	1.00	0.36	1.00	1.10	2.79	0.36	1.00	0.00	0.00	0.25	0.25	0.00	0.00	0.24
Office Assistant II	Ortiz	\$ 88,432.00	\$ 45.35	5.07	0.45	1.00	0.36	1.00	1.10	2.79	0.36	1.00	0.00	0.00	0.25	0.25	0.00	0.00	0.24
Fire Prevention Bureau Inspector	Pinto	\$ 155,318.00	\$ 74.67	8.34	0.45	1.00	0.36	1.00	1.10	2.79	0.36	1.00	0.00	0.00	0.25	0.25	0.00	0.00	0.24
Fire Prevention Bureau Inspector	Clark	\$ 155,318.00	\$ 74.67	8.34	0.45	1.00	0.36	1.00	1.10	2.79	0.36	1.00	0.00	0.00	0.25	0.25	0.00	0.00	0.24
Fire Prevention Bureau Inspector	Garrett	\$ 155,318.00	\$ 74.67	8.34	0.45	1.00	0.36	1.00	1.10	2.79	0.36	1.00	0.00	0.00	0.25	0.25	0.00	0.00	0.24
Fire Prevention Bureau Inspector	Glover	\$ 155,318.00	\$ 74.67	8.34	0.45	1.00	0.36	1.00	1.10	2.79	0.36	1.00	0.00	0.00	0.25	0.25	0.00	0.00	0.24
Fire Prevention Bureau Inspector	Davis	\$ 155,318.00	\$ 74.67	8.34	0.45	1.00	0.36	1.00	1.10	2.79	0.36	1.00	0.00	0.00	0.25	0.25	0.00	0.00	0.24
Fire Prevention Bureau Inspector	Orduna	\$ 155,318.00	\$ 74.67	8.34	0.45	1.00	0.36	1.00	1.10	2.79	0.36	1.00	0.00	0.00	0.25	0.25	0.00	0.00	0.24
Fire Prevention Bureau Inspector	Vacant	\$ 155,318.00	\$ 74.67	8.34	0.45	1.00	0.36	1.00	1.10	2.79	0.36	1.00	0.00	0.00	0.25	0.25	0.00	0.00	0.24
Operation & Maintenance Costs [ O&M Costs ] ( # of Permits - 1500)				0.08	0.45	0.54	0.00	0.00	1.10	2.79	0.36	1.00	0.00	0.00	0.25	0.25	0.00	0.00	0.24

FIXED COST OPERATIONS & MAINTENANCE

VARIABLE PERSONNEL COST

5% of the Fire Marshal (Policy development, supervision, problem solving, dispute resolution, complaint intake)	7.68
20% of the Assistant Fire Marshal / Non-Sworn (Direct supervision of inspectors for commercial inspection program, technical consultation, complaint intake, and dispute resolution)	26.44
20% Administrative Services Manager I (Supervision of support staff, scheduling, finance, accounting, billing, collection, logistic, reporting)	22.84
20% Admin Assistant I (Front desk walk-in, phone customer service, scheduling, data entry, billing, collection, cashiering, complaint intake, mailing)	10.54
10% of the Account Clerk II (Phone customer service, billing, collection, cashiering, complaint intake, mailing)	5.97
10% Office Assistant II (Front desk walk-in, phone customer service, scheduling, data entry, billing, collection, cashiering, complaint intake, mailing)	4.53
100% of the Fire Prevention Bureau Inspector (Inspections, customer service, follow up, technical resolution, reporting)	74.67
<b>Total Personnel Cost Per Inspection</b>	<b>\$ 152.67</b>

<b>Hourly Costs Per Permit (Variable O&amp;M costs + Personnel Costs - A+B)</b>	<b>\$ 169.48</b>
---------------------------------------------------------------------------------	------------------

**FIXED COST OPERATIONS & MAINTENANCE**

Classification	Employee Name	Hourly Loaded Annual Salary	Hourly	CSO for OFD - Building - Space Rental, Utilities - PG & E, Water, Janitorial/Maintenance	Telephone - ShoreTel Line, Maintenance	Cell phone - Monthly Charges	Computer Equipment-Hardware, Software, Licensing, Maintenance & Upgrade	Radio - Fire Investigation: Monthly, Maintenance/Insurance	Office Machines - Copier, Facsimile, Printer, Plotter	Office Supplies - Paper Ink, Toner, Pen, CDS, Flash Drive & Misc. Supplies	Office Furniture - Chair, Drafting Table, Filing Cabinets	Safety Equipment-Hardhat, Ear & Eye Protection, Safety Boots & Vest, Gloves	Other Equipment - Upside Down Paint, Measuring Wheels, Flashlight, Camera, Metal Clipboard, Stakes/Mallet	Uniform - Class A & B, Rain Gear, Overalls	Vehicle - Monthly Lease (Including Maintenance), Gasoline	Training - Certification Requirement, Technical, Target Safety	Printing - Internal, Duplicating Shop	Specialized/Technical Equipment - Code Books, Technical Standards/Manuals
Fire Marshal - (non-sworn)	Trujillo	\$ 299,404.00	\$ 153.54	17.15	1.13	2.50	2.74	0.00	6.98	0.90	2.50	0.00	0.00	0.95	0.00	0.13	1.04	1.73
Assistant Fire Marshal (non-sworn)	Avila	\$ 257,759.00	\$ 132.18	14.76	1.13	2.50	2.74	0.00	6.98	0.90	2.50	0.00	0.00	0.95	0.00	0.13	1.04	1.73
Administrative Services Manager I	Sierra	\$ 222,646.00	\$ 114.18	12.75	1.13	2.50	2.74	0.00	6.98	0.90	2.50	0.00	0.00	0.95	0.00	0.13	1.04	1.73
Administrative Assistant I	Pacheco	\$ 102,727.00	\$ 52.68	5.88	1.13	2.74	2.74	0.00	6.98	0.90	2.50	0.00	0.00	0.95	0.00	0.13	1.04	1.73
Account Clerk II	Lee	\$ 95,105.00	\$ 48.77	5.45	1.13	2.74	2.74	0.00	6.98	0.90	2.50	0.00	0.00	0.95	0.00	0.13	1.04	1.73
Office Assistant II	Ortiz	\$ 88,432.00	\$ 45.35	5.07	1.13	2.74	2.74	0.00	6.98	0.90	2.50	0.00	0.00	0.95	0.00	0.13	1.04	1.73
Fire Protection Engineer	Basada	\$ 192,327.00	\$ 98.63	11.02	1.13	2.74	2.74	0.00	6.98	0.90	2.50	0.00	0.00	0.95	0.00	0.13	1.04	1.73
Fire Protection Engineer	Andrawes	\$ 192,327.00	\$ 98.63	11.02	1.13	2.74	2.74	0.00	6.98	0.90	2.50	0.00	0.00	0.95	0.00	0.13	1.04	1.73
Fire Protection Engineer	Vacant	\$ 192,327.00	\$ 98.63	11.02	1.13	2.74	2.74	0.00	6.98	0.90	2.50	0.00	0.00	0.95	0.00	0.13	1.04	1.73
Operation & Maintenance Costs (O&M Costs) (# of Plan Reviews - 600)				0.16	1.27	2.50	3.09	0.00	7.85	1.02	2.81	0.00	0.00	0.95	0.00	0.15	1.04	1.73

**VARIABLE PERSONNEL COST**

10% of the Fire Marshal (Policy development, supervision, problem solving, dispute resolution, complaint intake)	15.35
20% of the Assistant Fire Marshal/Non-Sworn (Direct supervision of inspectors for commercial inspection program, technical consultation, complaint intake, and dispute resolution)	26.44
10% Administrative Services Manager I (Supervision of support staff, scheduling, finance, accounting, billing, collection, logistic, reporting)	11.42
100% of the Fire Protection Engineers (Technical consultation to inspectors, research on code complication and interpretation)	98.63
100% of the Fire Protection Engineers (Technical consultation to inspectors, research on code complication and interpretation)	98.63
100% of the Fire Protection Engineers (Technical consultation to inspectors, research on code complication and interpretation)	98.63
100% Administrative Assistant I (Phone customer service, billing, collection, cashing, complaint intake, mailing; plan tracking)	52.68
10% of the Account Clerk II (Phone customer service, billing, collection, cashing, complaint intake, mailing)	4.88
40% Office Assistant II (Front desk walk-in, phone customer service, scheduling, data entry, billing, collection, cashing, complaint intake, mailing)	18.14
<b>Total Personnel Cost Per Inspection</b>	<b>\$ 424.80</b>

<b>Hourly Costs Per Inspection (Variable O&amp;M costs + Personnel Costs - A+B)</b>	<b>\$ 447.36</b>	<b>Rounded to</b>
<b>45 Minute Cost Per Inspection</b>	<b>\$ 335.52</b>	<b>\$447.00</b>
<b>30 Minute Cost Per Inspection</b>	<b>\$ 223.68</b>	
<b>15 Minute Cost Per Inspection</b>	<b>\$ 111.84</b>	



OFD/Fire Prevention Bureau False Alarm  
Master Fee Schedule Analysis  
FY 2015-17

FIXED COST OPERATIONS & MAINTENANCE															
Classification	Employee Name	Fully Loaded Annual Salary	Hourly	CSO for OFD - Building - Space Rental, Utilities - PG & E, Water, Janitorial/Maintenance	Telephone - ShoreTel Line, Maintenance	Cell phone - Monthly Charges	Computer Equipment-Hardware, Software, Licensing, Maintenance, & Upgrade	Office Machines - Copier, Facsimile, Printer, Plotter	Office Supplies - Paper Ink, Toner, Pen, CDs, Flash Drive & Misc. Supplies	Office Furniture - Chair, Drafting Table, Filing Cabinets	Uniform - Class A & B, Rain Gear, Overalls	Vehicle - Monthly Lease (including Maintenance), Gasoline	Training - Certification Requirement, Technical, Target Safety	Printing - Internal, Duplicating Shop	Specialized/Technical Equipment - Code Books, Technical Standards/Manuals
Fire Marshal - (non-sworn)	Trujillo	\$ 289,404.00	\$ 153.54	17.15	0.29	0.65	0.72	1.82	0.24	0.65	0.25	1.96	0.03	3.26	0.24
Administrative Services Manager I	Sierra	\$ 222,646.00	\$ 114.18	12.75	0.29	0.26	0.72	1.82	0.24	0.65			0.03	3.26	
Administrative Assistant I	Pacheco	\$ 102,727.00	\$ 52.88	5.88	0.29		0.72	1.82	0.24	0.65			0.03	3.26	
Account Clerk II	Lee	\$ 95,105.00	\$ 48.77	5.45	0.29		0.72	1.82	0.24	0.65			0.03	3.26	
Office Assistant II	Ortiz	\$ 88,432.00	\$ 45.35	5.07	0.29		0.72	1.82	0.24	0.65			0.03	3.26	
Operation & Maintenance Costs ( O&M Costs) (# of Inspections - 2300)				0.46	0.29	0.46	0.72	1.82	0.24	0.65	0.00	1.96	0.03	3.26	0.24
<b>VARIABLE PERSONNEL COST</b>															
5% of the Fire Marshal (Policy development, supervision, problem solving, disput resolution, complaint intake)															
25% Administrative Services Manager I (Supervision of support staff, scheduling, finance, accounting, billing, collection, logistic, reporting, appeals processing)															
20% Admin Assistant I (Front desk walk-in, phone customer service, billing set up through Fire RMS, cashing, cashiering & payment deposits)															
15% of the Office Assitant II (Phone customer service, cashiering, complaint intake, mailing)															
100% of the Account Clerk II (Phone customer service, billing, collection, cashiering, complaint intake, mailing)															
Engine Company (Paramedic or Other) Averaged out between the two types															
Total Personnel Cost Per Inspection															
\$ 602.85															
Hourly Costs Per Inspection (Variable O&M costs + Personnel Costs - A+B)															
\$ 612.98															
45 Minute Cost Per Inspection															
\$ 459.74															
30 Minute Cost Per Inspection															
\$ 306.49															
15 Minute Cost Per Inspection															
\$ 153.25															

Hourly Costs Per Inspection (Variable O&M costs + Personnel Costs - A+B)	\$ 612.98	Rounded to
45 Minute Cost Per Inspection	\$ 459.74	\$613.00
30 Minute Cost Per Inspection	\$ 306.49	
15 Minute Cost Per Inspection	\$ 153.25	

Classification	Employee Name	Fully Loaded Annual Salary	Hourly	CSO for OFD - Building - Space Rental, Utilities - PG & E, Water, Lantior/Maintenance	Telephone - ShoreTel Line, Maintenance	Cell phone - Monthly Charges	Computer Equipment-Hardware, Software, Licensing, Maintenance & Upgrade	Radio - Fire Investigation: Monthly, Maintenance/Insurance	Office Machines - Copier, Facsimile, Printer, Plotter	Office Supplies - Paper Ink, Toner, Pen, CD, Flash Drive & Misc. Supplies	Office Furniture - Chair, Drafting Table, Filing Cabinets	Safety Equipment-Hardhat, Ear & Eye Protection, Safety Boots & Vest, Gloves	Other Equipment - Upside Down Paint, Measuring Wheels, Clipboard, Camera, Metal Flashlight, Stakes/Mallet	Uniform - Class A & B, Rain Gear, Overalls	Vehicle - Monthly Lease (Including Maintenance), Gasoline	Training - Certification Requirement, Technical, Target Safety	Printing - Internal, Duplicating Shop	Specialized/Technical Equipment - Code Books, Technical Standards/Manuals	
Fire Marshal - (non-sworn)	Trujillo	\$ 299,404.00	\$ 153.54	17.15	0.29	0.29	0.23	0.72	1.82	0.24	0.65	0.07	0.02	0.25	1.96	0.03	3.26	0.24	
Assistant Fire Marshal (sworn)	Sabatini	\$ 274,562.00	\$ 140.80	15.73	0.29	0.23	0.72	0.72	1.82	0.24	0.65	0.07	0.02	0.25	1.56	22.99	3.26	0.24	
Vegetation Management Supervisor	Crudele	\$ 183,086.00	\$ 93.89													0.03	3.26		
Administrative Services Manager I	Sierra	\$ 222,646.00	\$ 114.18	12.75	0.29	0.26	0.72	0.72	1.82	0.24	0.65					0.03	3.26		
Account Clerk II	Lee	\$ 95,105.00	\$ 48.77	5.45	0.29	0.23	0.72	0.72	1.82	0.24	0.65					0.03	3.26		
Program Analyst II	Bouware	\$ 150,241.00	\$ 81.15	9.06	0.29	0.23	0.72	0.72	1.82	0.24	0.65	0.02	0.25	1.10	1.10	3.26	0.24		
Fire Suppression District Inspector	Bail	\$ 132,719.00	\$ 68.81	0.29	0.23	0.23	0.72	0.72	1.82	0.24	0.65	0.02	0.25	1.10	1.10	3.26	0.24		
Fire Suppression District Inspector	McClaine	\$ 132,719.00	\$ 68.81	0.29	0.23	0.23	0.72	0.72	1.82	0.24	0.65	0.02	0.25	1.10	1.10	3.26	0.24		
Fire Suppression District Inspector	Vacant	\$ 132,719.00	\$ 68.81	0.29	0.23	0.23	0.72	0.72	1.82	0.24	0.65	0.02	0.25	1.10	1.10	3.26	0.24		
Operation & Maintenance Costs (O&M Costs) (# of Inspections - 2300)			\$ 63.81	0.03	0.14	0.54	0.14	3.64	0.29	0.16	0.10	0.01	0.08	0.37	0.37	0.66	0.46	0.02	\$ 7.03

**VARIABLE PERSONNEL COST - Veg Mgmt Inspection**

5% of the Fire Marshal (Policy development, supervision, problem solving, dispute resolution, complaint intake)	7.68
40% of the Assistant Fire Marshal /Sworn (Direct supervision of inspectors for commercial inspection program, technical consultation, complaint intake, and dispute resolution)	56.32
75% of the Vegetation Management Supervisor (Technical consultation to inspectors, research on code compilation and interpretation)	70.42
5% Administrative Services Manager (Supervision of support staff, scheduling, finance, accounting, billing, collection, logistic, reporting)	5.71
5% of the Account Clerk II (Phone customer service, billing, collection, cashing, complaint intake, mailing)	2.44
40% Program Analyst II (data analysis, grants monitoring, phone customer service, scheduling, data entry, complaint intake)	32.46
100% of the Fire Suppression District Inspector (Inspections, customer service, follow up, technical resolution, reporting)	63.81
<b>Total Personnel Cost Per Inspection</b>	<b>\$ 238.83</b>

<b>Hourly Costs Per Inspection (Variable O&amp;M costs + Personnel Costs - A+B) - Veg Mgmt Inspection</b>	<b>\$ 245.86</b>	<b>Rounded to</b>
<b>45 Minute Cost Per Inspection</b>	<b>\$ 184.39</b>	<b>\$246.00</b>
<b>30 Minute Cost Per Inspection</b>	<b>\$ 122.93</b>	
<b>15 Minute Cost Per Inspection</b>	<b>\$ 61.46</b>	

**VARIABLE PERSONNEL COST - Veg Mgmt Contracted Abatement Process**

25% of the Fire Marshal (Policy development, supervision, problem solving, dispute resolution, complaint intake)	36.39
40% of the Assistant Fire Marshal /Sworn (Direct supervision of inspectors for commercial inspection program, technical consultation, complaint intake, and dispute resolution)	56.32
100% of the Vegetation Management Supervisor x3.50 (Technical consultation to inspectors, research on code compilation and interpretation)	328.62
25% Administrative Services Manager I (Supervision of support staff, scheduling, finance, accounting, billing, collection, logistic, reporting)	28.54
20% of the Account Clerk II (Phone customer service, billing, collection, cashing, complaint intake, mailing)	9.75
40% Program Analyst II (Front desk walk-in, phone customer service, scheduling, data entry, billing, collection, cashing, complaint intake, mailing)	32.46
100% of the Fire Suppression District Inspector x 8 Times (Inspections, customer service, follow up, technical resolution, reporting)	510.46
<b>Total Personnel Cost Per Inspection</b>	<b>\$ 1,004.54</b>

<b>Hourly Costs Per Inspection (Variable O&amp;M costs + Personnel Costs - A+B) - Veg Mgmt Contracted Abatement Process</b>	<b>\$ 1,011.56</b>	<b>Rounded down</b>
<b>45 Minute Cost Per Inspection</b>	<b>\$ 758.67</b>	<b>to \$1,112.00</b>
<b>30 Minute Cost Per Inspection</b>	<b>\$ 505.78</b>	
<b>15 Minute Cost Per Inspection</b>	<b>\$ 252.89</b>	

**FIXED COST OPERATIONS & MAINTENANCE**

Classification	Employee Name	Fully Loaded Annual Salary	Hourly	CSO for OFD - Building - PG & E Water	Space Rental, Utilities - PG & E Water	Monitor/Maintenance	Telephone - ShoreTel Line, Maintenance	Cell phone - Monthly Charges	Computer Equipment - Hardware, Software, License, Maintenance & Upgrade	Radio - Fire Investigation: Monthly, Maintenance/Insurance	Office Machines - Copier, Facsimile, Printer, Plotter	Office Supplies - Paper Ink, Toner, Pen, CDs, Flash Drive & Misc. Supplies	Office Furniture - Chair, Drafting Table, Filing Cabinets	Safety Equipment - Hardhat, Ear & Eye Protection, Safety Boots & Vest, Gloves	Other Equipment - Upside Down Paint, Measuring Wheels, Flashlight, Camera, Metal Clipboard, Stakes/Mallet	Uniform - Class A & B, Rain Gear, Overalls	Vehicle - Monthly Lease (Including Maintenance), Gasoline	Training - Certification, Requirement, Technical, Target Safety	Printing - Internal, Duplicating Shop	Specialized/Technical Equipment - Code Books, Technical Standard/Manuals
Fire Marshal - (non-sworn)	Tujillo	\$ 299,404.00	\$153.54	17.15	17.15		0.29	0.65	0.72	0.00	1.82	0.24	0.95	0.07	0.02	0.25	1.96	0.03	3.26	0.24
Assistant Fire Marshal (non-sworn)	Avila	\$ 257,759.00	\$132.18	14.76	14.76		0.29	0.23	0.72		1.82	0.24	0.65	0.07	0.02	0.25	1.56	21.59	3.26	0.24
Administrative Services Manager I	Sierra	\$ 222,646.00	\$114.18	12.75	12.75		0.29	0.26	0.72		1.82	0.24	0.65					0.03	3.26	
Administrative Assistant I	Pacheco	\$ 102,727.00	\$ 52.88	5.88	5.88		0.29		0.72		1.82	0.24	0.65					0.03	3.26	
Account Clerk II	Lee	\$ 95,105.00	\$ 48.77	5.45	5.45		0.29		0.72		1.82	0.24	0.65					0.03	3.26	
Office Assistant II	Ortiz	\$ 442,163.00	\$226.75	25.33	25.33		0.29	0.26	0.72		1.82	0.24	0.65	0.07	0.02	0.25	1.56	0.03	3.26	0.24
HazMaterials Inspector II	Skillem	\$ 296,872.00	\$152.24	17.01	17.01		0.29	0.26	0.72	0.00	1.82	0.24	0.65	0.07	0.02	0.25	1.70	0.03	3.26	0.24
Operation & Maintenance Costs ( O&M Costs) [ # of inspections - 2300]				0.04	0.04		0.29	0.07	0.72		1.82	0.24	0.65	0.07	0.02	0.25	1.70	3.11	3.26	0.24
<b>Total Personnel Cost Per Inspection</b>																				

**VARIABLE PERSONNEL COST**

20% of the Fire Marshal (Policy development, supervision, problem solving, dispute resolution, complaint intake)	30.71
30% of the Assistant Fire Marshal/Non-Sworn (Direct supervision of inspectors for commercial inspection program, technical consultation, complaint intake, and dispute resolution)	39.66
20% Administrative Services Manager I (Supervision of support staff, scheduling, billing, collection, logistic, reporting)	22.84
60% Admin Assistant I (Front desk walk-in, phone customer service, scheduling, data entry, billing, collection, cashiering, complaint intake, mailing)	31.61
30% of the Account Clerk II (Phone customer service, billing, collection, cashiering, complaint intake, mailing)	14.63
20% Office Assistant II (Front desk walk-in, phone customer service, scheduling, data entry, billing, collection, cashiering, complaint intake, mailing)	45.35
100% of the HazMaterials Inspector II (Inspection, technical consultation, research on code compilation and interpretation)	152.24
<b>Total Personnel Cost Per Inspection</b>	<b>\$ 337.03</b>

Hourly Costs Per Inspection (Variable O&M costs + Personnel Costs - A+B)	\$ 349.50	Rounded to \$350.00
45 Minute Cost Per Inspection	\$ 254.25	
30 Minute Cost Per Inspection	\$ 169.50	
15 Minute Cost Per Inspection	\$ 84.75	

**FIXED COST OPERATIONS & MAINTENANCE**

Classification	Employee Name	Fully Loaded Annual Salary	Hourly	CSO for OFD - Building - PG & S	Space Rental, Utilities - PG & S	Water, Sewer, Stormwater	Janitorial/Maintenance	Telephone - ShoreTel Line, Maintenance	Cell phone - Monthly Charges	Computer - Equipment - Hardware, Software, Licensing, Maintenance & Upgrade	Radio - Fire Investigation: Monthly, Maintenance/Insurance	Office Machines - Copier, Facsimile, Printer, Plotter	Office Supplies - Paper Ink, Toner, Pen, CD, Flash Drive & Misc. Supplies	Office Furniture - Chair, Drafting Table, Filing Cabinets	Safety Equipment - Hardhat, Ear & Eye Protection, Safety Boots & Vest, Gloves	Other Equipment - Upside Down Paint, Measuring Wheels, Flashlight, Camera, Metal Clipboard, Stakes/Mallet	Uniform - Class A & B, Rain Gear, Overalls	Vehicle - Monthly Lease (Including Maintenance), Gasoline	Training - Certification, Requirement, Technical, Target Safety	Printing - Internal, Duplicating Shop	Specialized/Technical Equipment - Code Books, Technical Standards/Manuals	
Assistant Fire Marshal (sworn)	Sabatini	\$ 274,562.00	\$ 140.80			15.73		0.45	1.00	1.10	0.00	2.79	0.36	1.00			0.25					0.24
Administrative Services Manager I	Sierra	\$ 222,646.00	\$ 114.18			12.75		0.45	1.00	1.10	0.00	2.79	0.36	1.00								
Administrative Assistant I	Pacheco	\$ 102,727.00	\$ 52.88			5.88		0.45	1.00	1.10	0.00	2.79	0.36	1.00								
Account Clerk II	Lee	\$ 116,469.88	\$ 59.74			6.67		0.45	1.00	1.10	0.00	2.79	0.36	1.00								
Operation & Maintenance Costs ( O&M Costs) (# of Permits - 1500)						0.03		0.14	0.20	1.10	0.00	2.79	0.36	1.00								

**VARIABLE PERSONNEL COST**

10% of the Assistant Fire Marshal /Sworn (Direct supervision of inspectors for commercial inspection program, technical consultation, complaint intake, and dispute resolution)	26.16
10% Administrative Services Manager I (Supervision of support staff, scheduling, finance, accounting, billing, collection, logistic, reporting)	22.84
25% Admin Assistant I (Front desk walk-in, phone customer service, scheduling, data entry, billing, collection, cashiering, complaint intake, mailing)	10.54
10% of the Account Clerk II (Phone customer service, billing, collection, cashiering, complaint intake, mailing)	5.97
Rec/Tec Fees per Transaction	2.00
<b>Total Personnel Cost Per Inspection</b>	<b>\$ 69.51</b>

**Hourly Costs Per Permit (Variable O&M costs + Personnel Costs - A+B) \$ 76.18**

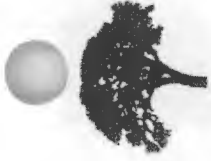
Continued 5/5/00

# Office of the City Attorney

FEE ANALYSIS

FY 2017-18 MASTER FEE SCHEDULE

A-10: CITY ATTORNEY



**City of Oakland**  
**Master Fee Schedule**  
*Effective July 1, 2017*

**CITY ATTORNEY**

FEE DESCRIPTION	CURRENT FEE (FY 2016-17)		PROPOSED FEE (FY 2017-18)		% CHANGE	Justification for Fee Change
	FEE	UNIT	FEE	UNIT		
<b>A. CITY ATTORNEY'S HOURLY RATES</b>						
1 Deputy City Attorney I	201.76	Hour	209.83	Hour	4.00%	Change due to 4% COLA approved for Local 21
2 Deputy City Attorney II	272.48	Hour	283.38	Hour	4.00%	Change due to 4% COLA approved for Local 21
3 Deputy City Attorney III	300.56	Hour	312.58	Hour	4.00%	Change due to 4% COLA approved for Local 21
4 Deputy City Attorney IV	330.72	Hour	343.95	Hour	4.00%	Change due to 4% COLA approved for Local 21
5 Deputy City Attorney V	364.00	Hour	378.56	Hour	4.00%	Change due to 4% COLA approved for Local 21
6 Paralegal	158.08	Hour	164.40	Hour	4.00%	Change due to 4% COLA approved for Local 21
7 Claim Investigator III	205.92	Hour	214.16	Hour	4.00%	Change due to 4% COLA approved for Local 21
8 Special Counsel	382.72	Hour	398.03	Hour	4.00%	Change due to 4% COLA approved for Local 21
9 Neighborhood Law Corps Attorney	93.60	Hour	97.34	Hour	4.00%	Change due to 4% COLA approved for Local 21



# OFFICE OF THE CITY CLERK

FEE ANALYSIS

FY 2017-18 MASTER FEE SCHEDULE

A11: CITY CLERK



## INTER OFFICE MEMORANDUM

TO: Sabrina B. Landreth  
City Administrator

FROM: LaTonda Simmons

SUBJECT: Fee Data Analysis

DATE: May 3, 2017

### A. Initiative Petition Fee

The City of Oakland incorporated the \$200.00 fee for filing of initiatives in Oakland Municipal Code section 3.08.180 (C) by ordinance 11164 C.M.S., adopted November 14, 1989. The proposed \$200.00 fee was consistent with the initiative fee for the State of California established in 1943.

Consistent with the State of California, the initiative petition filing fee serves two purposes. The fee exists to discourage the submission of frivolous proposals; secondly, the fee is intended to defray some of the administrative costs associated with processing initiatives. The State of California increased the \$200.00 fee established in 1943 to \$2,000 as of September 2015. The State estimated the actual costs for processing initiatives to be \$8,000.

An analysis of the cost for processing of an initiative petition in the City of Oakland includes review by several staff at a cost of approximately \$1,200.00. The Office of the City Clerk proposes increasing the initiative petition fee to \$500.00 to defray a portion of the actual costs.

Description	Hourly Rate	Fringe	Staff Time Cost	Hours	Total Cost
Legislative Recorder	\$37.27	74.01%	\$64.85	6	\$389.09
Assistant City Clerk	\$49.73	74.01%	\$86.53	5	\$432.66
City Clerk	\$83.84	74.01%	\$145.89	2	\$291.78
City Attorney	\$50.37	74.01%	\$87.65	8	\$701.16
Initiative Fee Total Cost					\$1,814.70
Proposed Initiative Fee					\$500.00

### B. Passport Processing and Passport Photographs

Passport processing is authorized by the Department of State under section 51.22 of the Code of Federal Regulations which allows municipal organizations to serve as authorized passport agents and passport acceptance agents.

City Clerk Offices are acceptable locations and comply under the above provisions. Subsequent to training and authorization by the Department of State, qualified

organizations may proceed with issuing passports at a designated fee of \$25 per application.

The City Clerk's office will restore this community benefit service utilizing existing staff of 3 FTEs. The Office of the City Clerk discontinued these services under fiscal duress, as part of the FY2011–2013 Bi-ennial Adopted Budget. Service restoration requires mandated training and procurement of equipment and deployment of ancillary management tools for client management, in addition to authorization by the Department of State.

**B-1. Add Passport Processing Fee**

The Office of the City Clerk requests to process passports and proposes to add a new fee of \$25.00 consistent with the designated passport agent processing fee,<sup>1</sup> typically referred to as the "execution fee". This is the fee established by Department of State that may be retained by the processing agency to defray a portion of staff cost. Agents are prohibited from increasing this fee.

**B-2. Add Passport Photographs**

The Office of the City Clerk requests to issue passport photographs to supplement the passport processing function and proposes to add a new fee of \$25.00 to recover all costs. An analysis of the staff time to take and issue the pictures is below.

Description	Hourly Rate	Fringe	Staff Time Cost	Hours	Total Cost
Legislative Recorder	\$37.27	74.01%	\$64.85	0.17	\$10.81
Photo Cost: ink, paper, photo equipment maintenance fee, and etc.					\$15.28
Cost for 2 Passport Photos					\$26.09
Proposed Photo Fee					\$25.00

**C. Elimination of Fee for Late Filing of Candidate Statements**

The fee for the late filing of campaign statements will be removed from the Master Fee. This duty has transferred to the Ethics Commission effective January 2017 in accordance with a November 2014 Charter Amendment.<sup>2</sup>

<sup>1</sup> § 51.51 Passport fees. The Department collects the following passport fees in the amounts prescribed in the Schedule of Fees for Consular Services (22 CFR 22.1): (a) An application fee, which must be paid at the time of application, except as provided in § 51.52, and is not refundable, except as provided in § 51.53. (b) An execution fee, except as provided in § 51.52, when the applicant is required to execute the application in person before a person authorized to administer oaths for passport purposes. The execution fee is collected at the time of application and is not refundable (see § 51.55). When execution services are provided by an official of a State or local government or of the United States Postal Service (USPS), the State or local government or USPS may retain the fee if authorized to do so by the Department.

<sup>2</sup> Charter section 603 (b)(5), Act as the filing officer and otherwise receive and retain documents whenever the City Clerk would otherwise be authorized to do so pursuant to Chapter 4 of the California Political Reform Act of 1974 (Government Code Section 81000, et seq.), provided that this duty shall be transferred to the Commission during the 24 months following the effective date of this provision and the Commission shall be the sole filing officer for the campaign finance programs by January 1, 2017.

To: Sabrina B. Landreth  
Subject: Master Fee Schedule Amendments  
Date: April 20, 2017

Page 3

---

**References:**

- A - Oakland Municipal Code Section 3.08.180 – Filing Fee (initiative petitions)
- B – CFR 51.51 – Passports (Execution Fee/Passport Fee)
- C – Charter Section 603 – Ethics Commission