

CITY OF OAKLAND

AGENDA REPORT

FILED
OFFICE OF THE CITY CLERK
OAKLAND

2008 FEB 28 PM 8:53

TO: Office of the City Administrator
ATTN: Deborah Edgerly
FROM: Police Department
DATE: March 11, 2008

**RE: A Follow-Up Informational Report From The Office of Chief of Police
Detailing Citywide Crime Statistics and Law Enforcement Efforts Related to
the Juvenile Crime**

SUMMARY

As requested by the Public Safety Committee on November 27, 2007, staff has prepared a follow-up informational report detailing Oakland Police Department (OPD) statistics for robbery and burglary offenses, along with information pertaining to national statistics and the geographic locations where these crimes occur. This report also contains information on charging or clearance rates. All information contained in this report is reflective of calendar year 2007, unless otherwise noted. This information is primarily inclusive of adult statistics as juvenile information was reported during past presentations.

FISCAL IMPACT

This is an informational report. Fiscal impacts have not been included.

BACKGROUND

On November 27, 2007, staff presented a report to the Public Safety Committee detailing statistical information concerning burglaries and robberies committed in the City of Oakland. The report also contained information relative to juvenile suspects and case dispositions involving juvenile suspects.

Upon conclusion of the presentation, the Committee directed staff to provide a follow-up report containing crime statistics on all offenders, as well as national statistics in comparison to the City of Oakland, the geographic areas where these crimes occur, and statistics on solved cases.

Crime statistics contained in this report for the past year (2007) identify the numbers of:

- robbery reports received;
- robbery cases assigned to investigators;
- robbery cases charged by the District Attorney's Office;
- burglary reports received;
- burglary cases assigned to investigators; and
- burglary cases charged by the District Attorney.

Item: 4
Public Safety Comte.
March 11, 2008

KEY ISSUES AND IMPACTS

Robberies by Beat

PSA 1		PSA 2		PSA 3		PSA 4		PSA 5		PSA 6	
Beat 1	12	Beat 8	134	Beat 14	94	Beat 20	114	Beat 26	91	Beat 31	69
Beat 2	96	Beat 9	69	Beat 15	60	Beat 21	139	Beat 27	170	Beat 32	84
Beat 3	163	Beat 10	87	Beat 16	52	Beat 22	102	Beat 28	22	Beat 33	48
Beat 4	129	Beat 11	137	Beat 17	140	Beat 23	170	Beat 29	64	Beat 34	99
Beat 5	40	Beat 12	74	Beat 18	54	Beat 24	120	Beat 30	119	Beat 35	57
Beat 6	63	Beat 13	17	Beat 19	140	Beat 25	66				
Beat 7	56										
	559		518		540		711		466		357

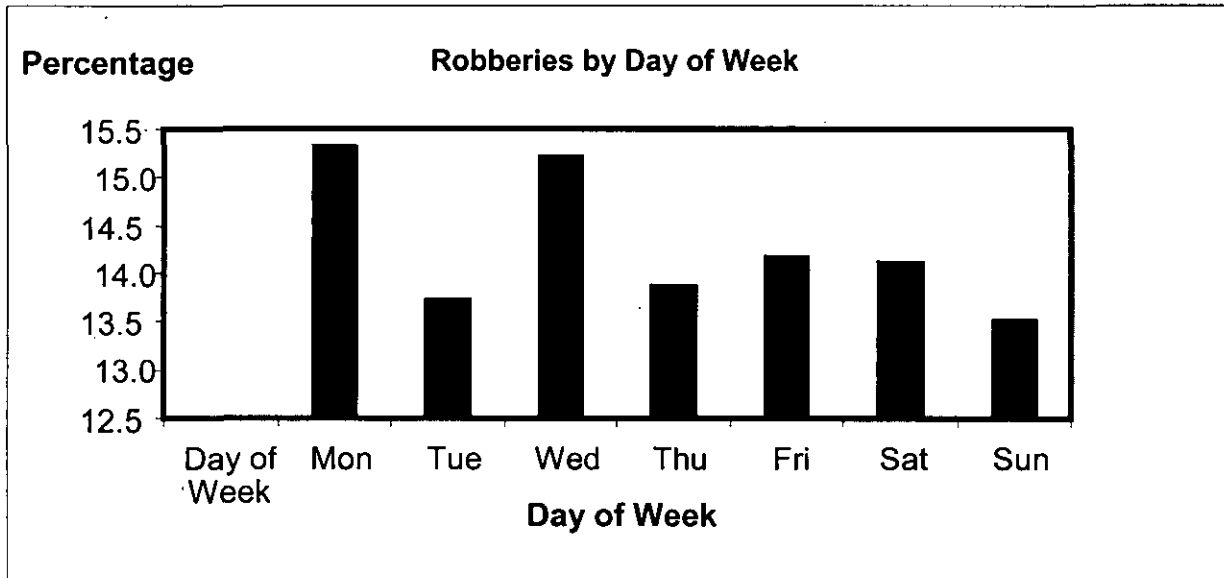
Burglaries by Beat

PSA 1		PSA 2		PSA 3		PSA 4		PSA 5		PSA 6	
Beat 1	46	Beat 8	125	Beat 14	77	Beat 20	58	Beat 26	97	Beat 31	106
Beat 2	86	Beat 9	66	Beat 15	54	Beat 21	116	Beat 27	152	Beat 32	131
Beat 3	69	Beat 10	99	Beat 16	60	Beat 22	136	Beat 28	70	Beat 33	63
Beat 4	112	Beat 11	143	Beat 17	105	Beat 23	70	Beat 29	77	Beat 34	74
Beat 5	81	Beat 12	145	Beat 18	84	Beat 24	132	Beat 30	141	Beat 35	121
Beat 6	103	Beat 13	93	Beat 19	88	Beat 25	107				0
Beat 7	105										0
	602		671		468		619		537		495

Robberies by Day of the Week

	PSA 1	PSA 2	PSA 3	PSA 4	PSA 5	PSA 6	Total	
Total	559	518	540	711	466	357	3151	
Day of Week	PSA 1	PSA 2	PSA 3	PSA 4	PSA 5	PSA 6		
Mon	77	71	76	123	82	54	483	15.33%
Tue	84	72	70	83	72	52	433	13.74%
Wed	83	80	82	114	70	51	480	15.23%
Thu	70	72	88	92	63	52	437	13.87%
Fri	88	67	64	102	61	65	447	14.19%
Sat	90	79	79	100	48	49	445	14.12%
Sun	67	77	81	97	70	34	426	13.52%
	559	518	540	711	466	357		

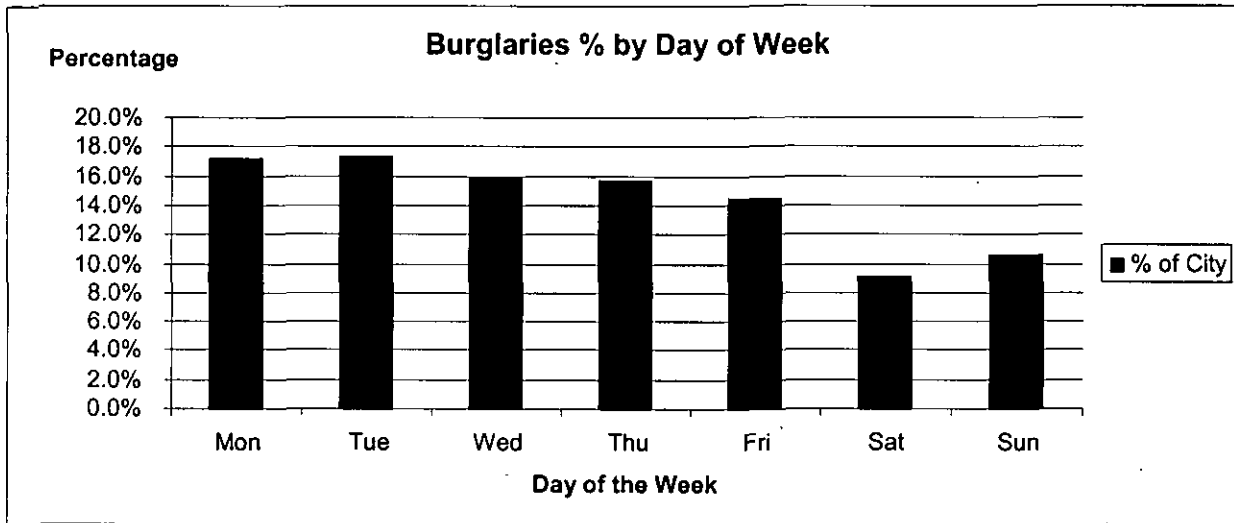
Item: _____
 Public Safety Comte.
 March 11, 2008



Burglaries by Day of the Week

Total	PSA 1	PSA 2	PSA 3	PSA 4	PSA 5	PSA 6	City	
	602	671	468	619	537	495	3392	
Day of Week	PSA 1	PSA 2	PSA 3	PSA 4	PSA 5	PSA 6	% of City	Total
Mon	116	119	75	117	76	78	17.13%	581
Tue	96	108	76	135	90	80	17.25%	585
Wed	97	96	79	99	79	86	15.80%	536
Thu	97	110	67	86	83	89	15.68%	532
Fri	70	109	82	81	91	60	14.53%	493
Sat	61	55	47	54	47	42	9.02%	306
Sun	65	74	42	47	71	60	10.58%	359
	602	671	468	619	537	495	100.00%	3392

Item: _____
 Public Safety Comte.
 March 11, 2008



Oakland Police Department				
Robberies, Assaults, & Burglaries Crime Summary				
2004 - 2006				
	2004	2005	2006	Total
Robberies	2,190	2,672	3,534	8,396
Assaults	2,616	2,621	3,614	8,851
Burglaries	4,324	5,783	5,070	15,177
Total	9,130	11,076	12,218	32,424

2007 National and Local Averages

City of Oakland

Part I Crimes	2007	2006	change	%
Homicide	120	145	-17.24%	
Rape	297	306	-2.94%	
Robbery	3,460	3,534	-2.09%	
Assault (Aggravated)	4,023	3,614	11.32%	
Burglary	4,737	5,070	-6.57%	
Larceny	8,929	8,725	2.34%	
Vehicle Theft	9,923	10,549	-5.93%	

Item: _____
 Public Safety Comte.
 March 11, 2008

FBI Uniform Crime Reports (UCR) National	2007 % Change
---	----------------------

Homicide	0.00%
<i>Rape</i>	-6.80%
Robbery	-3.40%
<i>Assault (Aggravated)</i>	-6.20%
Burglary	-3.10%
<i>Larceny</i>	-4.10%
Vehicle Theft	-9.40%

City of Stockton (pop. 290,141)

Part I Crimes	2007	2006	YTD % Change
Homicide	29	37	-21.6
Rape	105	102	2.9
Robbery	1615	1519	6.3
Aggravated Assault	2467	2630	-6.2
Burglary	4054	3836	5.7
Larceny	11783	12202	-3.4
Vehicle Theft	2840	3681	-22.8

City of San Jose (pop. 929,936)

Part I Crimes	2007	2006	YTD% Change
Homicide	33	29	13.8
Rape	217	217	0
Robbery	1,068	1,030	3.7
Aggravated Assault	2,441	2,285	6.8
Burglary	4,449	4,423	0.6
Larceny	13,200	12,678	4.1
Vehicle Theft	6,413	7,139	-10.2

Item: _____
 Public Safety Comte.
 March 11, 2008

City of Fresno (pop. 466, 714)

Part I Crimes	2007	2006	YTD% Change
Homicide	52	52	0
Rape	99	133	-25.6
Robbery	1,104	1,282	-13.9
Aggravated Assault	1,788	2,058	-13.1
Burglary	3,897	4,366	-10.7
Larceny	13,049	14,097	-7.4
Vehicle Theft	4,023	4,944	-18.6

City of Sacramento (pop. 453,781)

Part I Crimes	2007	2006	YTD % Change
Homicide	44	57	-22.8
Rape	194	196	-1.0
Robbery	2,009	2,188	-8.2
Aggravated Assault	2,881	3,115	-7.5
Burglary	5,421	6,175	-12.2
Larceny	12,671	12,906	-1.8
Vehicle Theft	7,175	6,075	18.1

Solved Cases

The following table captures data from 2007 for robbery, theft and assault cases. As requested by the Committee, this table includes actual numbers in addition to percentages.

Crime	2007 Total Reports Received	# of Cases Assigned for Investigation	% of Cases Assigned for Investigation	No. of Cases Charged by the DA	% of Cases Charged vs. Total Cases	% of Cases Charged vs. Cases Investigated
Robberies	3,880	1,834	47.27%	826	21.29%	45.04%
Assaults	3,509	2,656	76.70%	801	22.83%	30.16%
Burglaries (Includes Attempts)	8,045	2,637	32.78%	1,588	19.74%	60.22%

Item: _____
 Public Safety Comte.
 March 11, 2008

Suspect/Victim Status

As requested by the Rules and Legislation Committee on February 21, 2008, the following information captures the number of homicide suspects and victims who are/were on parole or probation, and robbery suspects who are on parole or probation. All data reflects calendar year 2007, and January 1 – February 20, 2008.

2007 Homicides	Identified	Parole	Probation	Not on Parole or Probation
Victims	127	20	31	73
Suspects	47	7	13	28
2008 Homicides	Identified	Parole	Probation	Not on Parole or Probation
Victims	22	2	3	17
Suspects	6	4	0	2

2007 Robberies	Reports Received	Number of Suspects	Suspects on Parole/Probation	Percentage on Parole/Probation
	298	426	128	30%

- 26% or 78 of the 298 reports involved juveniles;
- 27% or 115 of the 426 suspects were juveniles;
- 10% or 12 of the 115 Juvenile suspects were on probation or parole.

2008 (YTD) Robberies	Reports Received	Number of Suspects	Suspects on Parole/Probation	Percentage on Parole/Probation
	24	35	12	34%

- 16% or 4 of the 24 reports involve juveniles;
- 23% or 8 of the 35 suspects are juveniles;
- 25% or 2 of the 8 juveniles are on probation or parole.

PROGRAM DESCRIPTION

The Criminal Investigation Division (CID) utilizes a *call-out* system, in which investigators remain on call (standby) 24 hours a day, 7 days a week, to respond to in custody or egregious crimes. Standby investigators have been highly successful in clearing cases by obtaining confessions and identifying crime series as a result of this system. This process shows that suspects are more likely to cooperate in the early stages of an investigation as opposed to attempting to elicit information days later, and/or after incarceration.

Item: _____
 Public Safety Comte.
 March 11, 2008

District Attorney's Office

Staff formally contacted the Office of the District Attorney to request that a representative of the DA's office present information on its protocol and procedures relative to the disposition of juvenile cases (Attachment 1). As of the date of this report, no response has been received.

SUSTAINABLE OPPORTUNITIES

Economic: The Department's analysis of crime, specifically robberies and burglaries, is another tool used to reduce crime in Oakland and improve the quality of life for residents and merchants. This leads to a lower crime rate, which in turn encourages economic development and prosperity.

Environmental: There are no environmental opportunities associated with this report.

Social Equity: The Department's response to crime leads to the identification, arrest, successful prosecution of those responsible for committing crimes in Oakland. It serves as a deterrent and reduces recidivism rates thereby making the City a safer place.

DISABILITY AND SENIOR ACCESS

There are no ADA or senior citizen access issues identified in this report.

RECOMMENDATION / RATIONALE

The Department will continue to collect and analyze crime related data and criminal trends. In addition to our increased patrol presence, staff will continue to explore and utilize the latest technology in an effort to thwart criminal behavior.

ACTION REQUESTED OF THE COUNCIL


This is an informational report; therefore, no action is requested of the Council. Staff recommends acceptance of this report.

APPROVED AND FORWARDED TO
THE PUBLIC SAFETY COMMITTEE:


OFFICE OF THE CITY ADMINISTRATOR

Attachments: A. Letter to District Attorney
B. PSA Beat Map

Respectfully submitted,

for 
Wayne G. Tucker
Chief of Police

Prepared by:
Captain Jeffrey Loman
Criminal Investigation Division

Item: _____
Public Safety Comte.
March 11, 2008

CITY OF OAKLAND



CITY HALL • 1 FRANK H. OGAWA PLAZA • OAKLAND, CALIFORNIA 94612

Office of the City Manager
Deborah A. Edgerly
City Manager

(510) 238-3301
FAX: (510) 238-2223
TDD: (510) 238-2007

December 03, 2007

Honorable Tom Orloff
District Attorney
Alameda County
1225 Fallon Street, Room 900
Oakland, CA 94612

Dear District Attorney Orloff:

On September 25, 2007, the Oakland Police Department presented a report to the City of Oakland Public Safety Committee detailing crime statistics for the City. In particular, this report described the Department's efforts to address burglaries (residential, commercial, and automobile) and robberies. The report focused on crime trends and patterns for this calendar year as well as the two previous years. At the conclusion of the presentation, the committee asked for additional statistics concerning arrests, charges, and dispositions for the aforementioned crimes. It was also requested that information specific to juveniles be included in the supplemental report.

Captain Loman indicated that he could provide all of the information requested except the statistics regarding dispositions of adjudicated cases. He indicated that he would contact someone from the Alameda County District Attorney's Office and invite them to attend the subsequent hearing related to this. He also indicated that standards for dispositions are guidelines; many cases are handled based on factors relative to the case, such as:

- Previous offenses
- Age of suspect
- Egregiousness of the offense
- Injury to victims or witnesses
- Weapon, etc.

On November 27, 2007, the police department presented the supplemental informational report on crime, including statistics and trends, and juveniles for the City. At that time, the committee learned that the information regarding dispositions on cases and dispositions on juveniles was not available. It was also learned that representatives from the Alameda County District Attorney's Office declined the invitation to attend. However, the committee would still like to receive as much public information as they can about post-adjudication dispositions, especially in regards to juveniles, and directed staff to do so.

The Public Safety Committee is formally requesting your presence for the next Public Safety Committee meeting regarding this information; it is scheduled for February 26, 2008. In addition, the committee would like to receive the following information:

4
PUBLIC SAFETY COMMITTEE

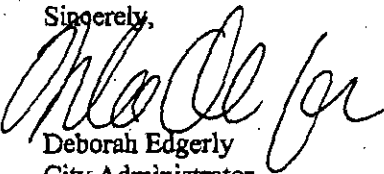
MAR 11 2008

Letter to Honorable Tom Orloff
District Attorney for Alameda County
December 03, 2007
Page 2

- Dispositions on robbery and burglary cases for the calendar years 2005, 2006 and 2007
- Dispositions on robbery and burglary cases involving juveniles for the calendar years 2005, 2006 and 2007
- Current charging guidelines for robberies and burglaries (residential, commercial, and auto)
- Current charging guidelines for juveniles convicted of robbery and burglary (residential, commercial, and auto)
- Current diversion programs available for juveniles and/or alternative programs (i.e. Home Supervision, Electronic Monitoring, Youth Court, Boot Camp, etc.)
- What are the factors that will mitigate a case?
- Do you track recidivism rates for either adults or juveniles? If so, can you provide that information?

The information requested will be submitted to the City Administrator's Office one month before the committee meeting. Hence, we respectfully request to receive your report by January 29th, 2008. If you have any questions, please feel free to contact Niccolo De Luca, Deputy City Administrator and staff to the Public Safety Committee at 510-238-6587.

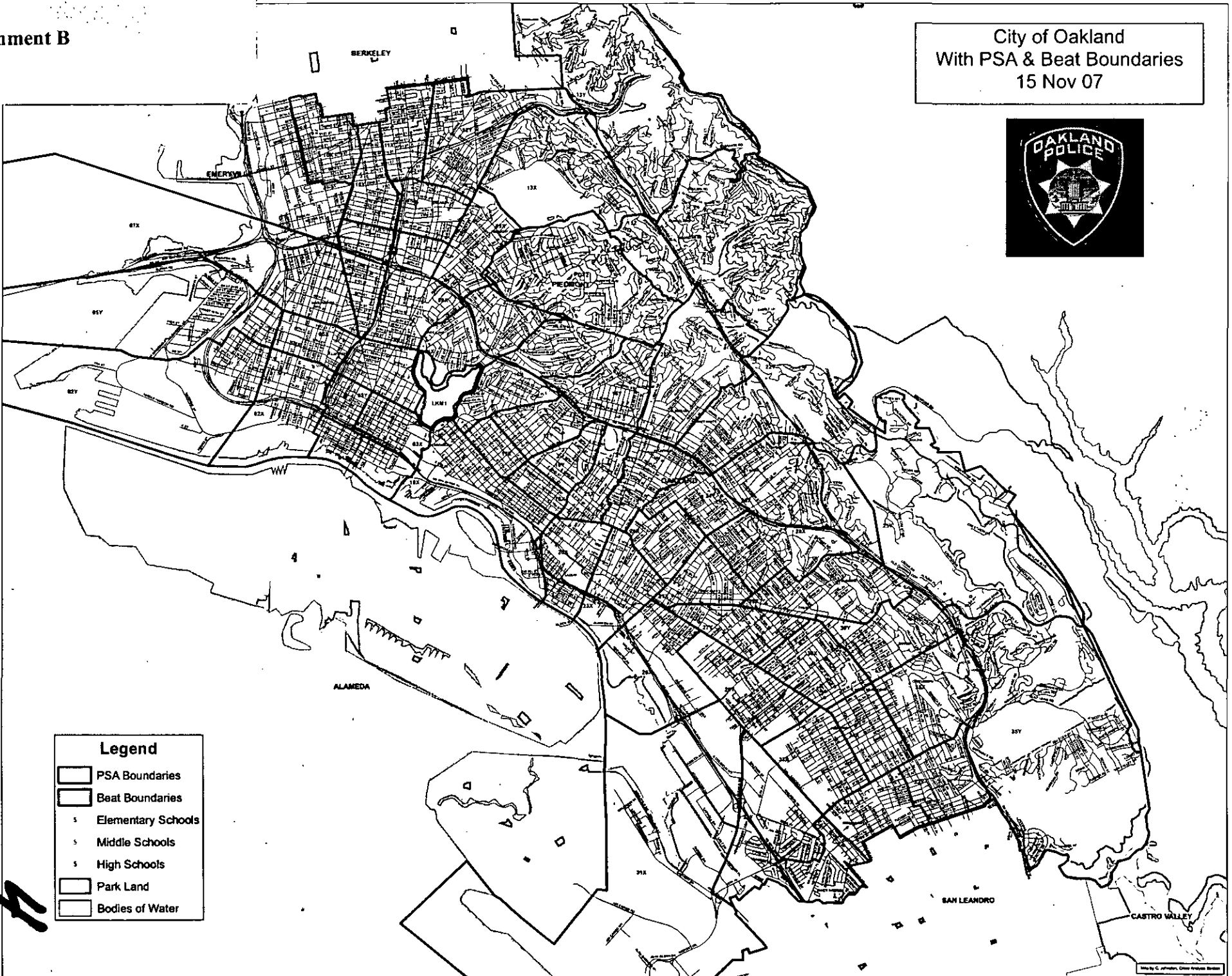
Sincerely,



Deborah Edgerly
City Administrator

CC: Councilmember Larry Reid, Chair of Public Safety Committee
Captain Jeffrey Loman, Oakland Police Department

City of Oakland
With PSA & Beat Boundaries
15 Nov 07



Legend

- PSA Boundaries
- Beat Boundaries
- Elementary Schools
- Middle Schools
- High Schools
- Park Land
- Bodies of Water

PUBLIC SAFETY CMTE
MAR 11 2008

4

Map by C. Johnson, Other Areas Bound