



CITY OF OAKLAND

FILED
OFFICE OF THE CITY CLERK
OAKLAND

2012 SEP 27 AM 11:48

AGENDA REPORT

TO: DEANNA J. SANTANA
CITY ADMINISTRATOR

FROM: Howard A. Jordan

SUBJECT: ShotSpotter System Expansion (Supplemental) DATE: September 26, 2012

City Administrator

Date

Approval

9/27/12

COUNCIL DISTRICT: City-Wide

RECOMMENDATION

Staff requests that the City Council approve the resolution: 1) authorizing the City Administrator or her designee to enter into a professional services agreement with ShotSpotter, Inc. for the period of September 1, 2012 through August 31, 2013 in an amount not to exceed three-hundred and forty-eight thousand dollars (\$348,000) for an expansion in service area coverage of the ShotSpotter gunshot detection system; and 2) Waiving the competitive Request for Proposals/Qualifications (RFP/Q) process, the Advertising and Bidding requirements, and Local and Small Business enterprise programs (L/SLB) provisions for the proposed Professional Services Agreement with ShotSpotter, Inc.

REASON FOR SUPPLEMENTAL

Please see the attachments requested at the Public Safety Committee Meeting held on September 25, 2012 on behalf of the ShotSpotters System Expansion:

- Attachment A - August 2012 Shot Spotter Hot Spot Report;
- Attachment B - Report Audit 2 for June 2012 thru August 2012
- Attachment C - Monthly Shot Spotter Activity Report
- Attachment D - BFO Area 1 Map (August 2012)
- Attachment E - BFO Area 2 Map (August 2012)
- Attachment F - Shot Spotter Oakland Map Coverage
- Attachment G - Shot Spotter Density Map

Item: _____
City Council
October 2, 2012

For questions regarding this report, please contact Captain Ersie M. Joyner III at (510)773-0411.

Respectfully submitted,



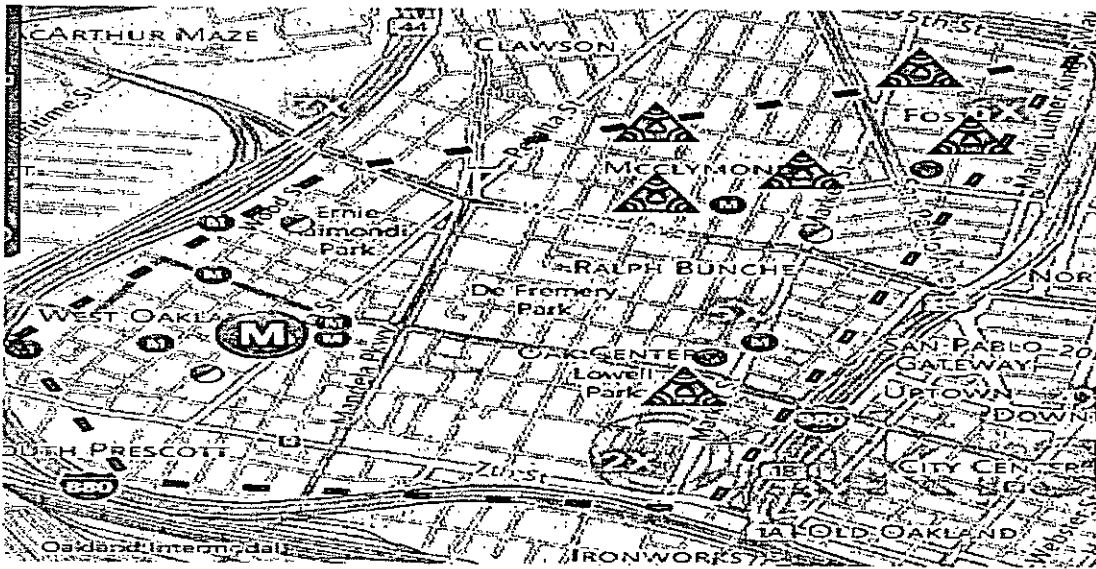
for / _____
Howard A. Jordan
Chief of Police
Oakland Police Department

Item: _____
City Council
October 2, 2012

AUGUST SHOT SPOTTER HOT SPOT REPORT

Total Shot Spotter Incidents: 215
Total 415SS: 182
Total 415GS: 345
Total Shooting Incident Reports: 151

West Oakland
Shot Spotter Hot Spots & Parolees



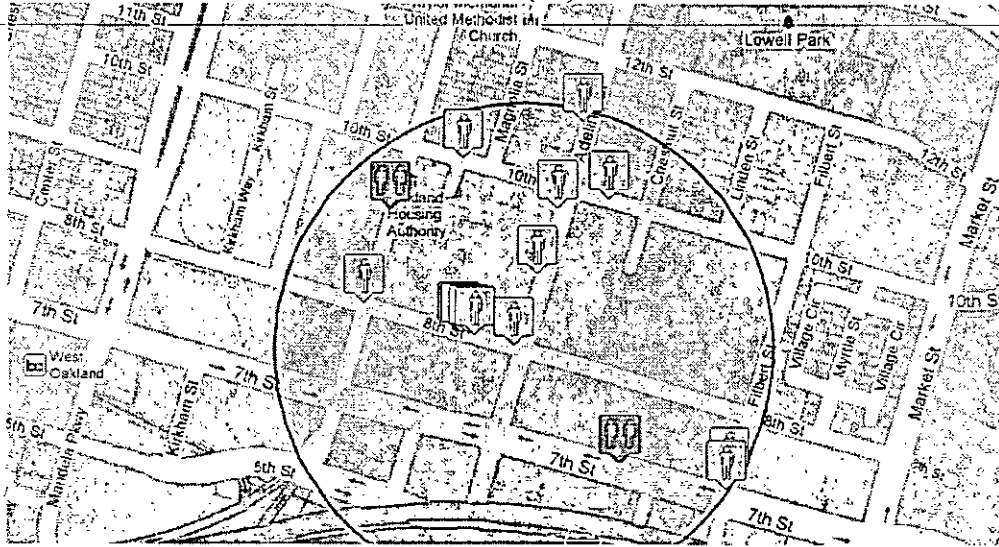
Parolees – 181 (Includes active, discharged and pre-parolees)



Shooting Incident Hot Spot Locations

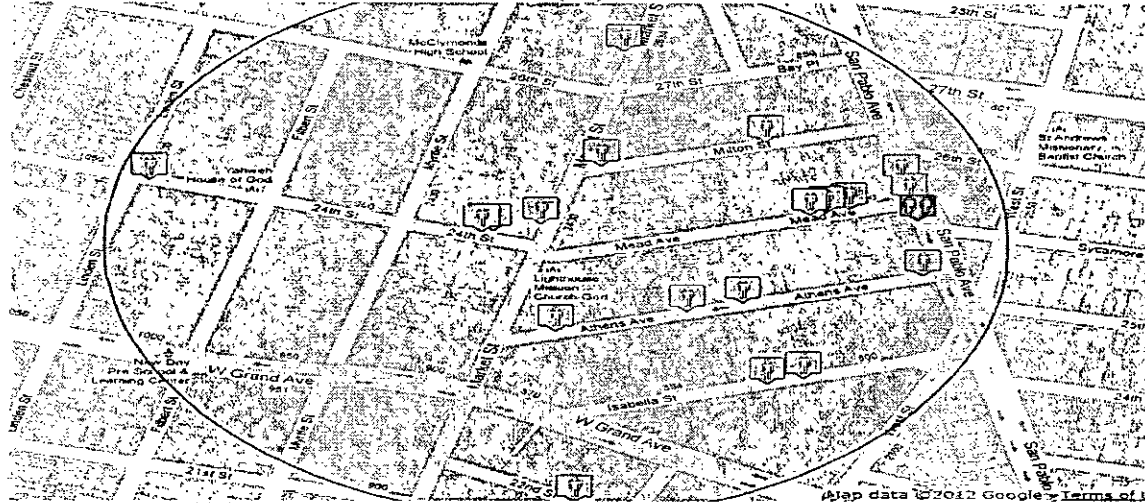
RD#	PENAL CODE	BEAT	DATE & TIME	ADDRESS
12-040104	PC245 (A)(2)	02X	8/12/2012 12:38	12TH ST & MANDELA PKWY
12-042083	PC245 (A)(2)	02X	8/23/2012 0:20	800 MANDELA PKWY
12-043064	PC245 (A)(2)	02X	8/27/2012 20:55	8TH ST & ADELINE ST
12-043079	PC245 (A)(2)	02X	8/27/2012 22:30	1055 7TH ST
12-042595	PC246	02X	8/25/2012 12:26	10TH ST & MANDELA PKWY
12-039914	PC246.3	02X	8/11/2012 10:44	8TH ST & ADELINE ST
12-039875	PC247 (B)	02X	8/11/2012 1:56	1000 8TH ST

8th & Adeline - Parolees w/in 1000 feet (22)

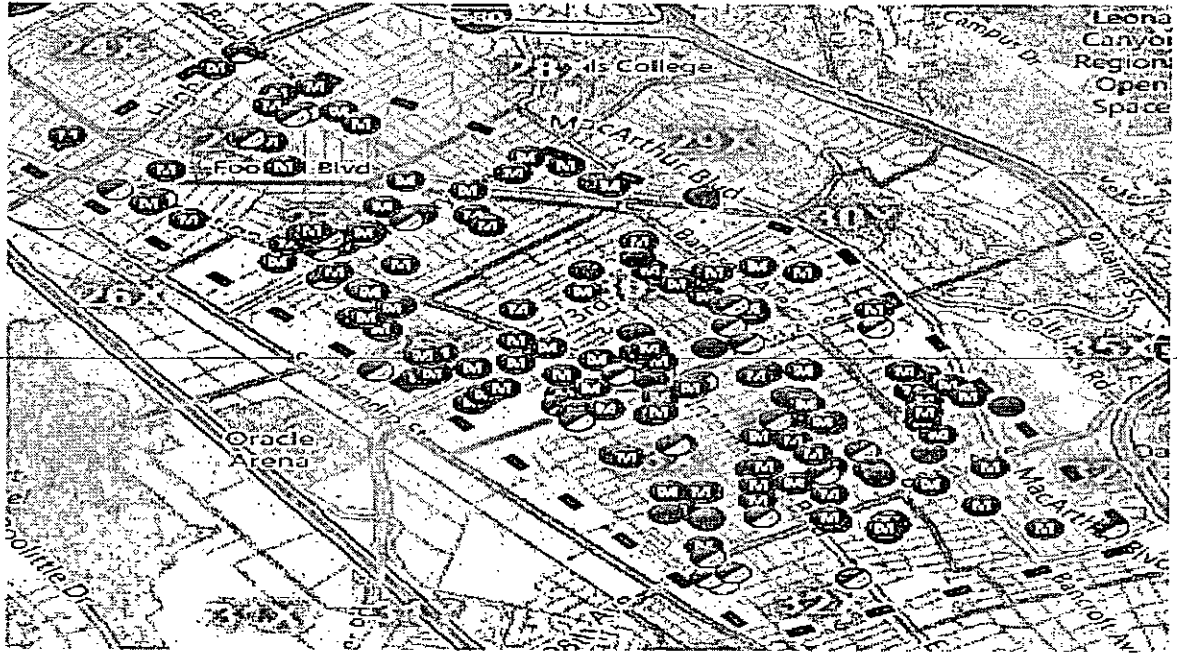


12-040585	PC245 (A)(2)	07X	8/15/2012 1:45	3500 WOOD ST
12-040727	PC245 (A)(2)	07X	8/15/2012 21:04	2425 FILBERT ST
12-041731	PC245 (A)(2)	07X	8/21/2012 10:53	24TH ST & ADELINE ST
12-042282	PC245 (A)(2)	07X	8/23/2012 22:30	1200 32ND ST
12-043622	PC245 (A)(2)	07X	8/30/2012 15:42	24TH & MARKET ST
12-042667	PC246	07X	8/25/2012 19:54	1047 24TH ST
12-042976	SC245	07X	8/26/2012 22:28	2510 FILBERT ST

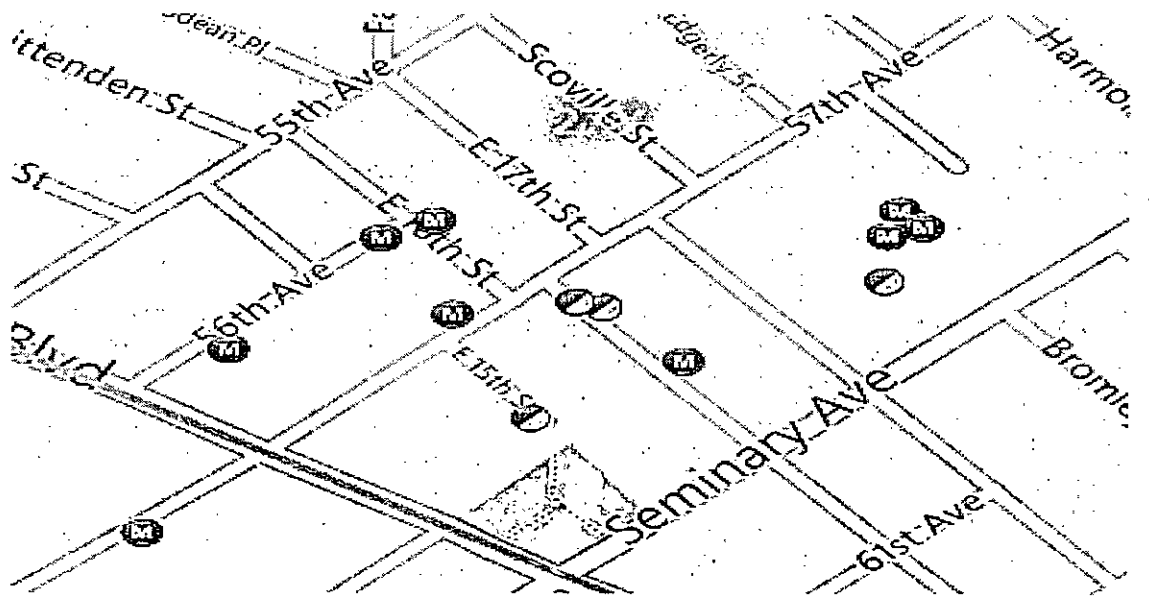
2400 Market St - Parolees w/in 1000 feet (22)



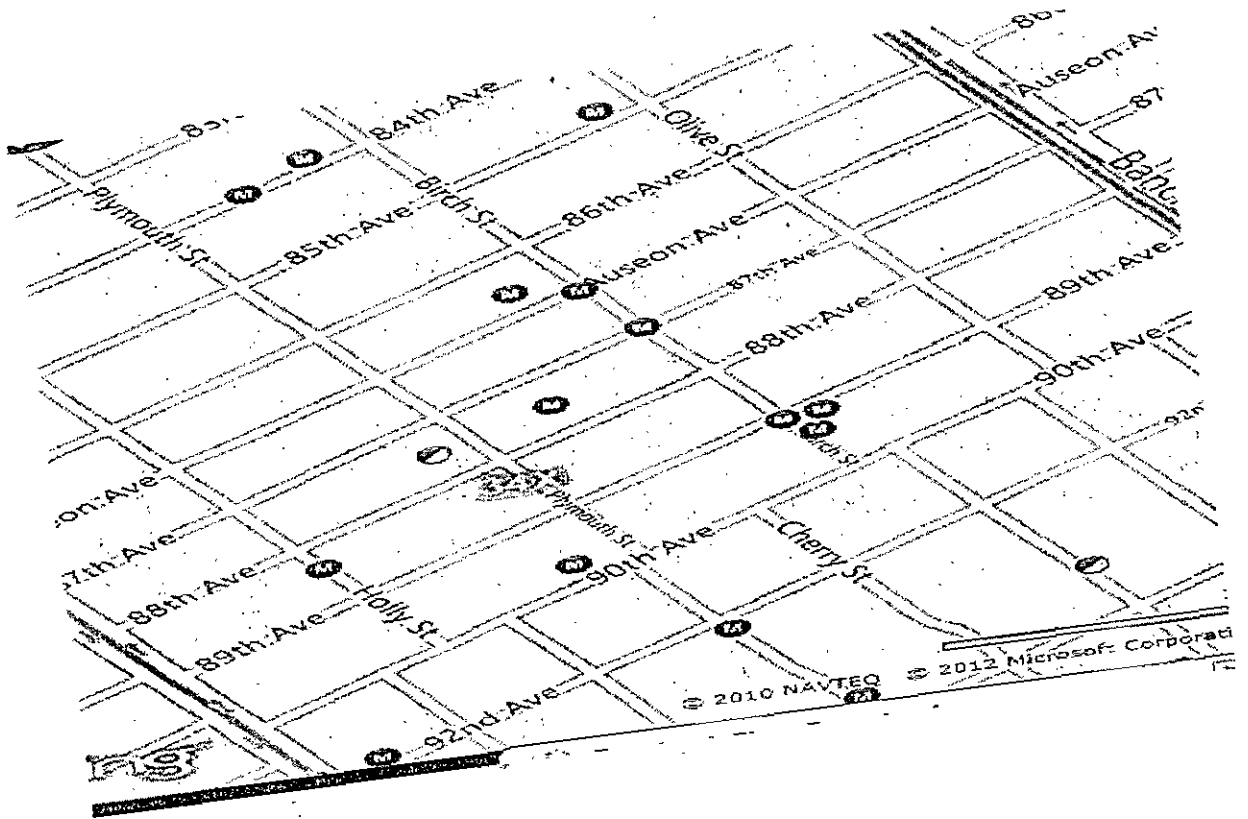
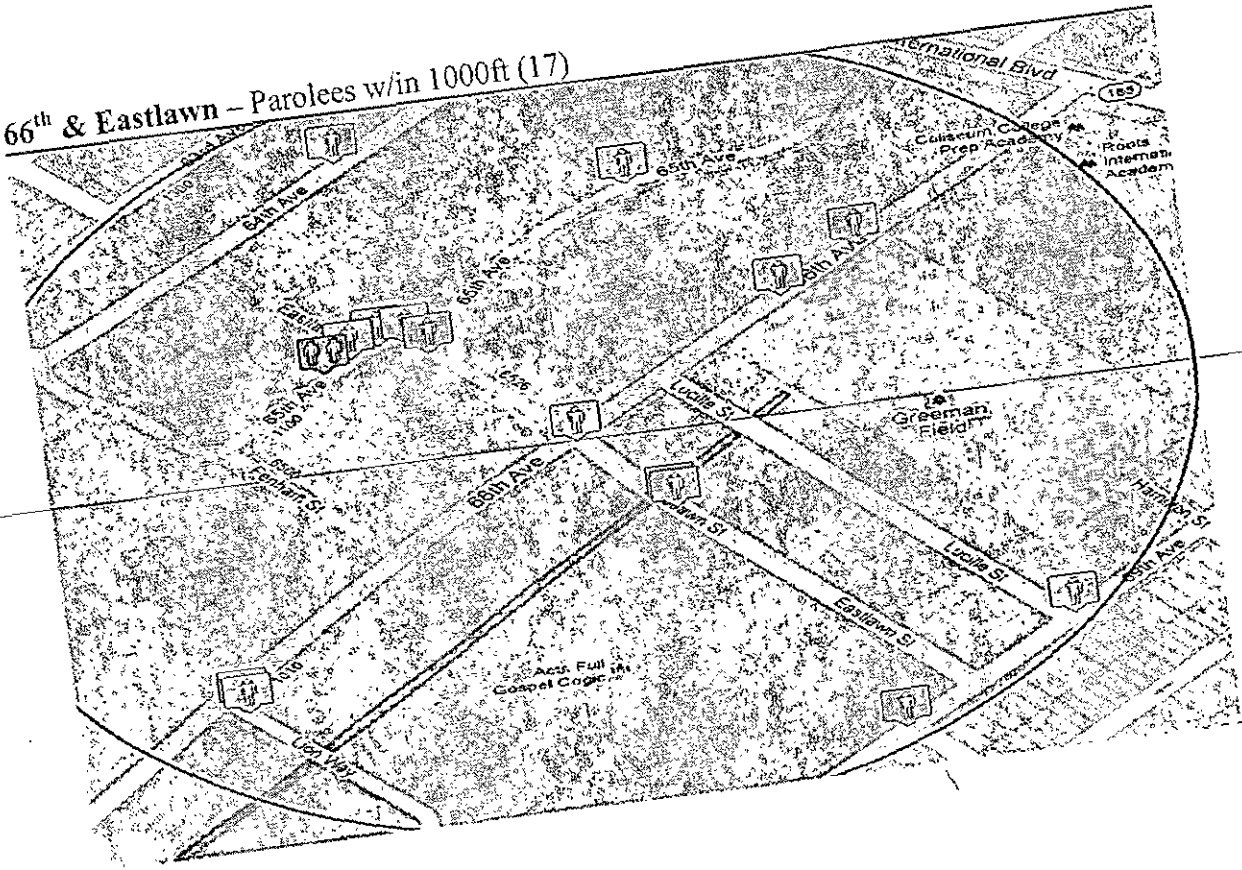
East Oakland



Shot Spotter Hot Spots



66th & Eastlawn - Parolees w/in 1000ft (17)



Beat 34X

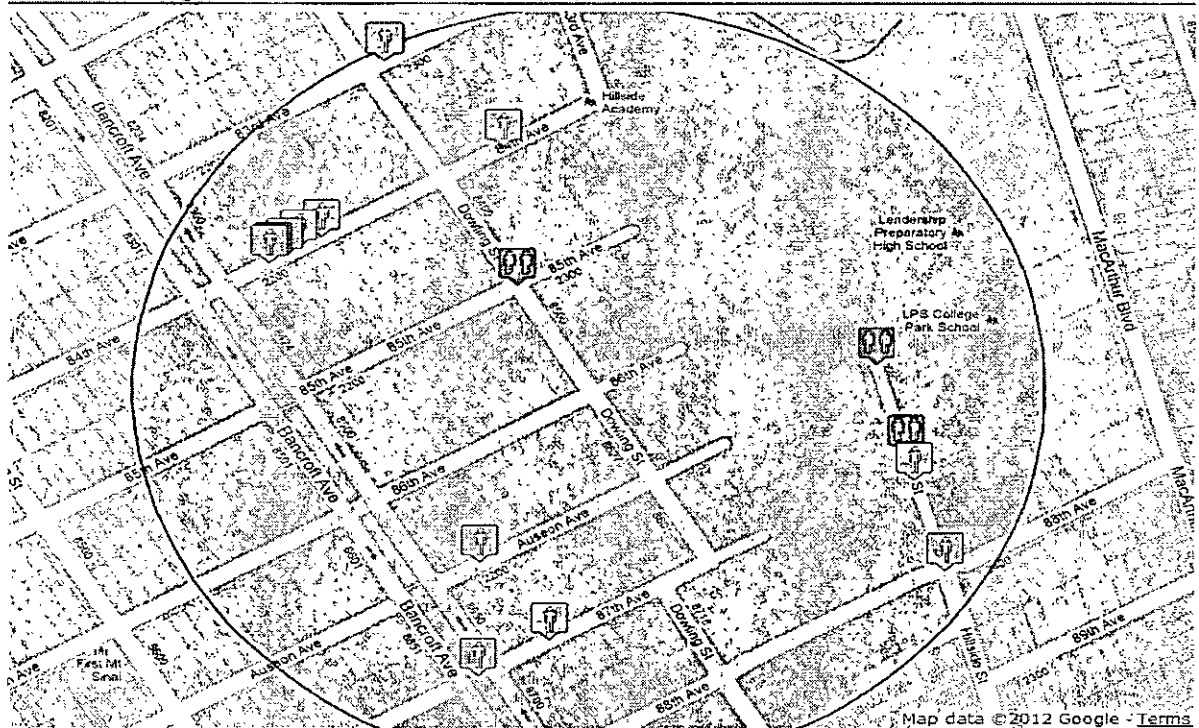
RD#	PENAL CODE	BEAT	DATE & TIME	ADDRESS
12-039686	PC245 (A)(2)	34X	8/10/2012 1:17	8800 HOLLY ST
12-039890	PC245 (A)(2)	34X	8/11/2012 5:40	90TH AV & BIRCH ST
12-040054	PC245 (A)(2)	34X	8/12/2012 3:40	9200 INTERNATIONAL BLVD
12-040544	PC245 (A)(2)	34X	8/14/2012 21:19	8929 BIRCH ST
12-040630	PC245 (A)(2)	34X	8/15/2012 10:40	92ND AV & PLYMOUTH ST
12-041335	PC245 (A)(2)	34X	8/19/2012 2:56	9100 INTERNATIONAL BLVD
12-041638	PC245 (A)(2)	34X	8/20/2012 20:45	9600 SUNNYSIDE ST.
12-042553	PC245 (A)(2)	34X	8/25/2012 21:35	1923 85TH AVE
12-038822	PC246	34X	8/5/2012 1:30	1757 84TH AV
12-039480	PC246	34X	8/9/2012 2:22	1635 92ND AV
12-038021	PC247 (B)	34X	8/1/2012 11:20	1700 84TH AV
12-040202	PC247 (B)	34X	8/13/2012 0:17	1631 94TH AV

*Refer to parolee map of "Shot Spotter Hot Spots"

Beat 35X

12-038355	PC245 (A)(2)	35X	8/3/2012 0:50	2741 ALVINGROOM CT
12-039205	PC245 (A)(2)	35X	8/7/2012 15:20	2350 83RD AV
12-039872	PC245 (A)(2)	35X	8/11/2012 1:20	2320 90TH AV
12-040374	PC245 (A)(2)	35X	8/14/2012 23:51	9036 MACARTHUR BLVD
12-041099	PC245 (A)(2)	35X	8/17/2012 18:48	9220 BANCROFT AV
12-043890	PC245 (A)(2)	35X	8/31/2012 23:55	87TH AV & COWLING ST
12-040687	PC246	35X	8/15/2012 16:54	9042 PALMERA CT
12-042026	PC246	35X	8/21/2012 19:30	2409 90TH AV
12-044383	PC246	35X	8/30/2012 20:30	2254 84TH AV
12-041215	PC247 (B)	35X	8/15/2012 17:00	2498 SAVANNAH

8700 Dowling St – Parolees w/in 1000ft (33)





CITY OF OAKLAND SHOT SPOTTER REPORT
 12JUNE to 12August

CITYWIDE

TYPE	COUNT
Multiple Gunshots	386
Possible Gunfire	399
Single Gunshot	140
Grand Total	925

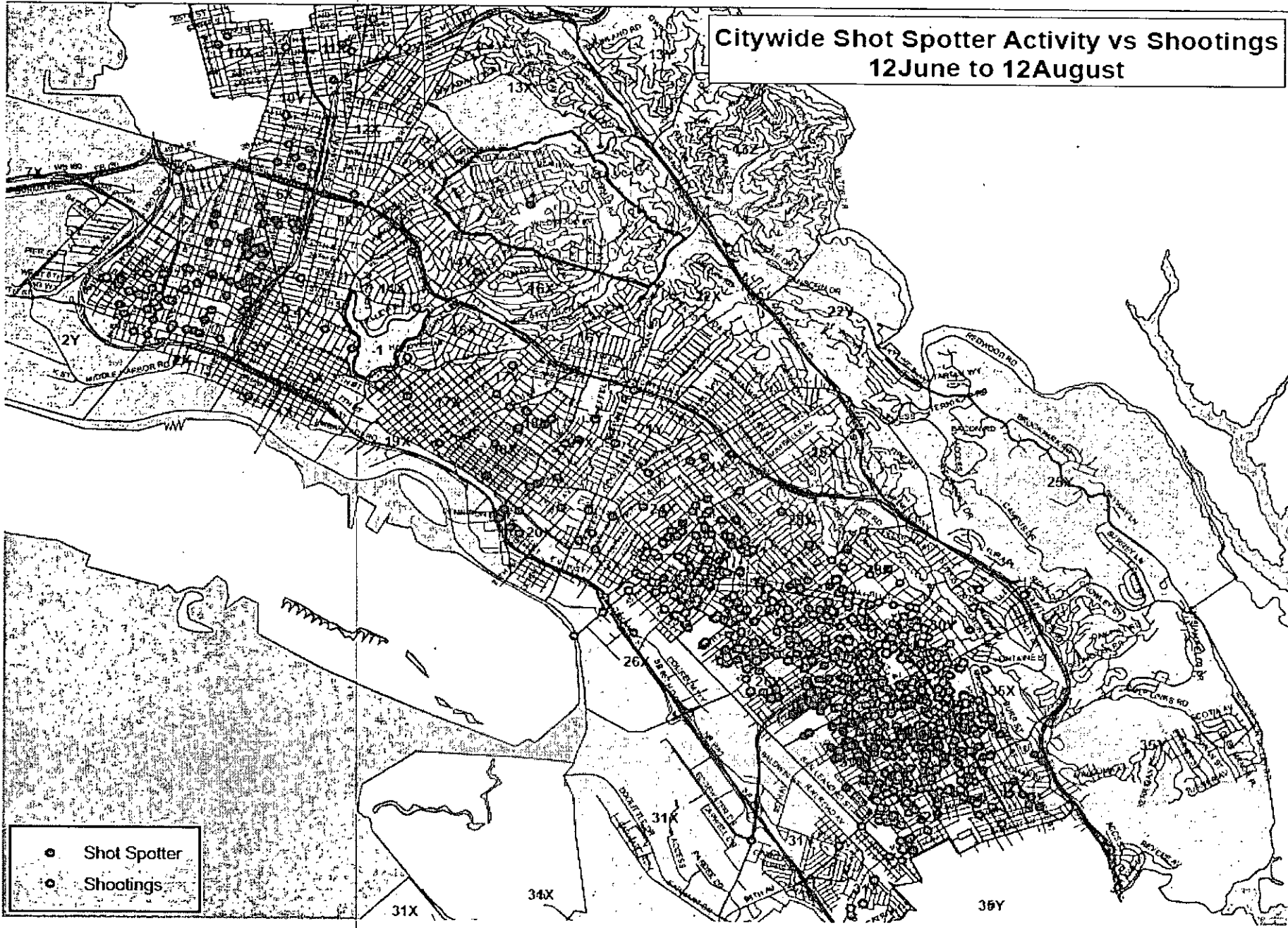
BEAT	COUNT
02X	8
02Y	10
05X	10
05Y	5
06X	3
07X	22
10Y	1
19X	1
23X	6
24X	12
24Y	1
26X	12
26Y	71
27X	70
27Y	72
28X	3
29X	12
30X	140
30Y	37
32X	33
32Y	22
33X	89
34X	120
35X	51
Grand Total	812

# Rounds	Count
1	440
2	117
3	104
4	86
5	59
6	46
7	23
8	20
9	15
10	9
11	4
12	8
13	6
14	5
16	2
17	2
18	1
20	1
21	1
23	1
27	1
29	1

CFS	COUNT
415GS	898
415SS	811
Grand Total	1709

DATE & TIME	DESCRIPTION	ADDRESS	Number of Rounds (12 or More)
7/5/2012 1:01	Multiple Gunshots	Bancroft Ave	12
7/7/2012 23:32	Multiple Gunshots	Mandela Pkwy	12
7/10/2012 11:23	Possible Gunfire	1908 82nd Ave (PC187 #12-033921)	12
7/22/2012 1:49	Multiple Gunshots	1274 72nd Ave	12
7/28/2012 0:31	Multiple Gunshots	1501 100th Ave	12
7/29/2012 2:24	Multiple Gunshots	9318 MacArthur Blvd	12
8/9/2012 2:13	Multiple Gunshots	9216 Plymouth St	12
6/23/2012 21:49	Multiple Gunshots	942 69th Ave	13
6/24/2012 21:15	Multiple Gunshots	1222 93rd Ave	13
6/24/2012 21:48	Multiple Gunshots	2500 Rawson St	13
6/30/2012 23:41	Possible Gunfire	1071 75th Ave	13
7/3/2012 18:44	Multiple Gunshots	2365 88th Ave	13
6/6/2012 22:25	Multiple Gunshots	1406 78th Ave	13
6/18/2012 23:38	Multiple Gunshots	8211 Birch St	14
6/28/2012 22:02	Multiple Gunshots	2666 78th Ave	14
7/18/2012 1:20	Multiple Gunshots	2425 77th Ave	14
8/5/2012 2:57	Multiple Gunshots	1063 86th Ave	14
8/11/2012 1:34	Multiple Gunshots	1053 76th Ave	14
6/13/2012 18:41	Multiple Gunshots	9612 E St	16
8/5/2012 1:07	Multiple Gunshots	1763 84th Ave	16
6/30/2012 23:33	Possible Gunfire	1440 56th Ave	17
8/1/2012 11:18	Multiple Gunshots	1703 84th Ave	17
7/6/2012 15:27	Multiple Gunshots	8999 International Blvd	20
6/30/2012 23:26	Possible Gunfire	8819 Dowling St	21
8/6/2012 1:21	Multiple Gunshots	2305 103rd Ave	23
6/14/2012 3:42	Multiple Gunshots	9034 Hillside St	27
6/30/2012 23:12	Possible Gunfire	5015 Foothill Blvd	29

Citywide Shot Spotter Activity vs Shootings 12 June to 12 August



**BFO AREA 1
SHOT SPOTTER CALLS**

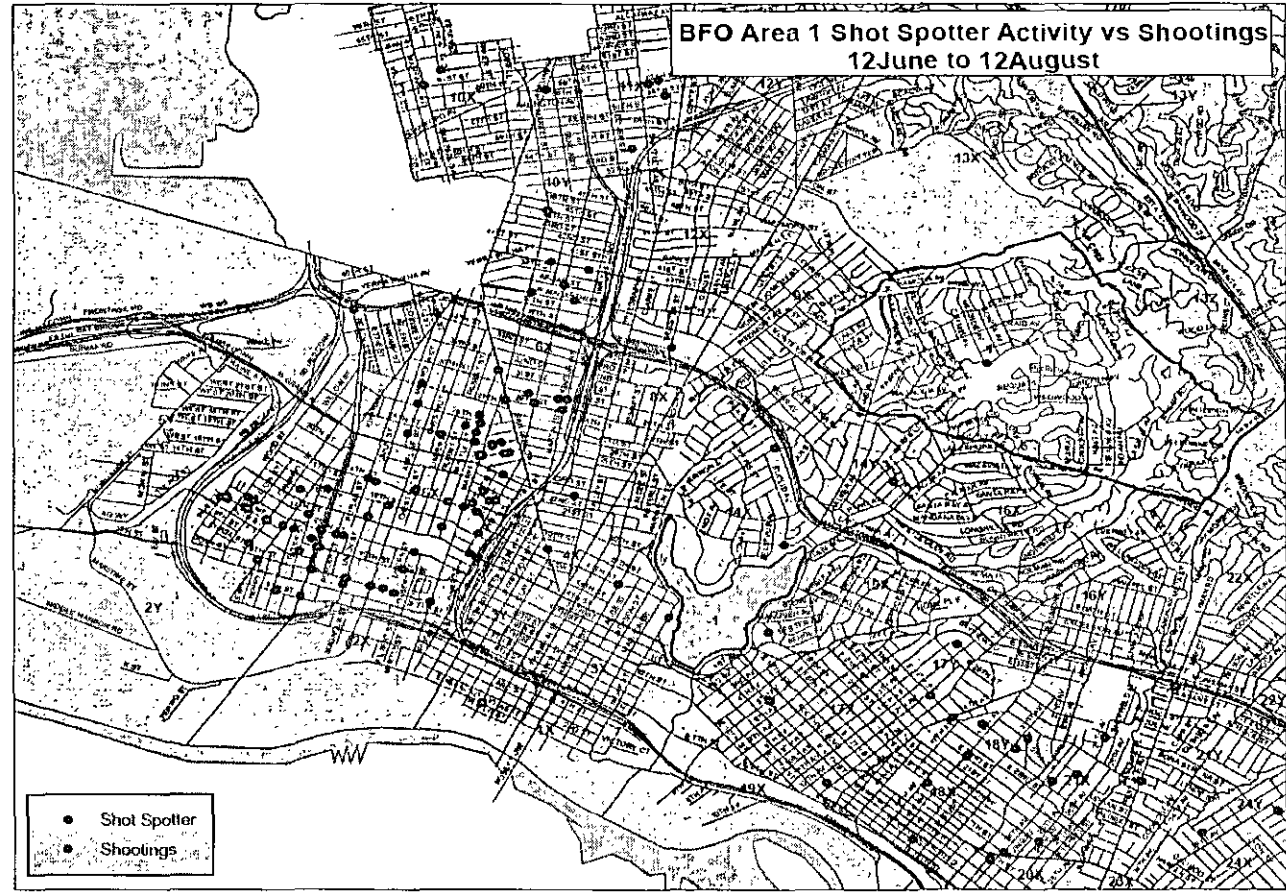
ADDRESS	COUNT
1250 8TH ST	2
1717 12TH ST	2
2321 MARKET ST	2
Grand Total	60

GUNSHOT CALLS

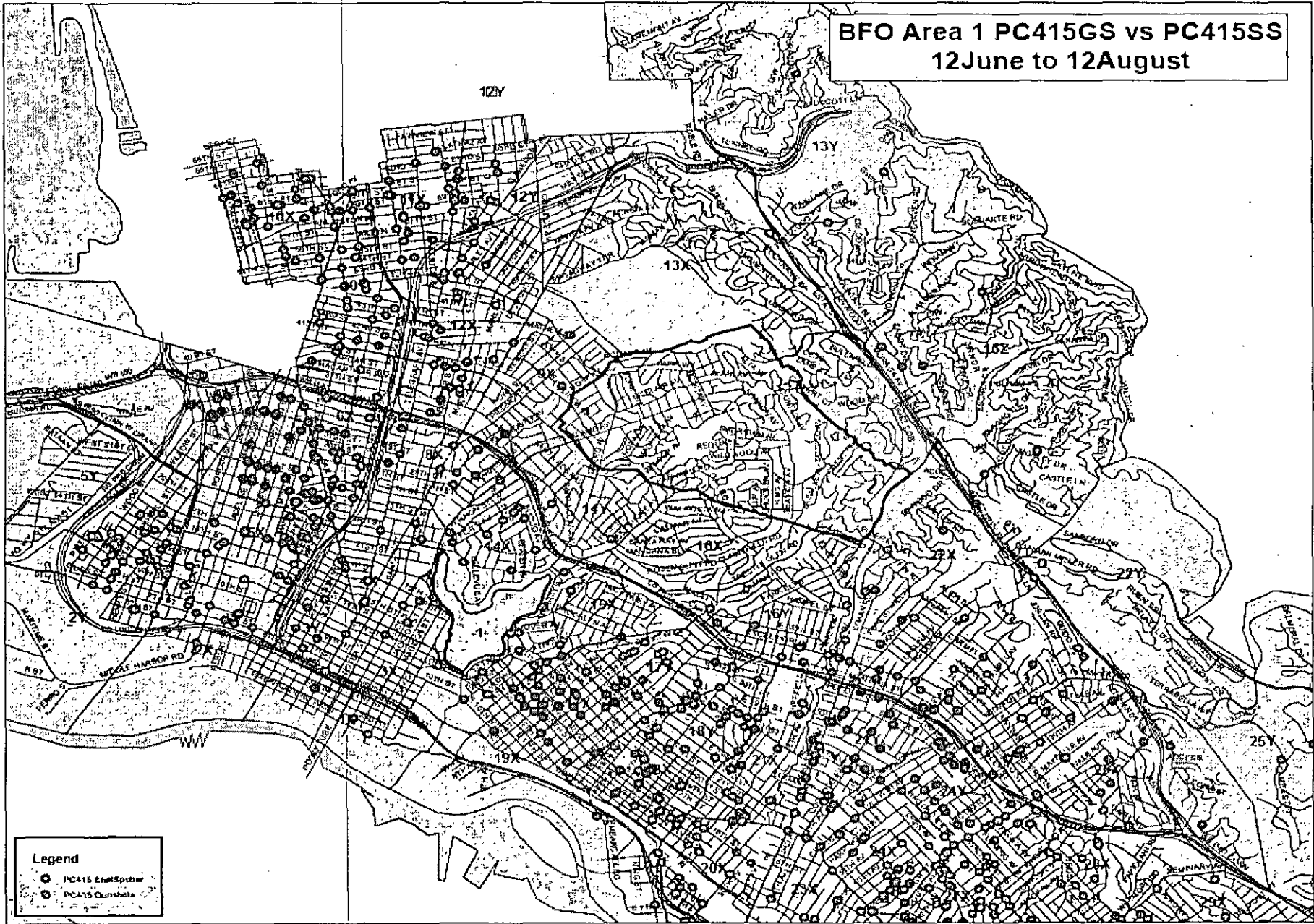
ADDRESS	COUNT
59TH ST&TELEGRAPH AV	4
22ND AV&INTERNATIONAL BLVD	3
3925 MARKET ST	3
40TH ST&MARKET ST	3
52ND ST&GENOA ST	3
55TH ST&LOWELL ST	3
7TH AV&FOOTHILL BLVD	3
8TH ST&FILBERT ST	3
BAYO ST&MAYBELLE AV	3
FRUITVALE AV&MACARTHUR BLVD	3
Grand Total	49

DOW	COUNT
Sunday	8
Monday	4
Tuesday	4
Wednesday	14
Thursday	4
Friday	9
Saturday	17
Grand Total	60

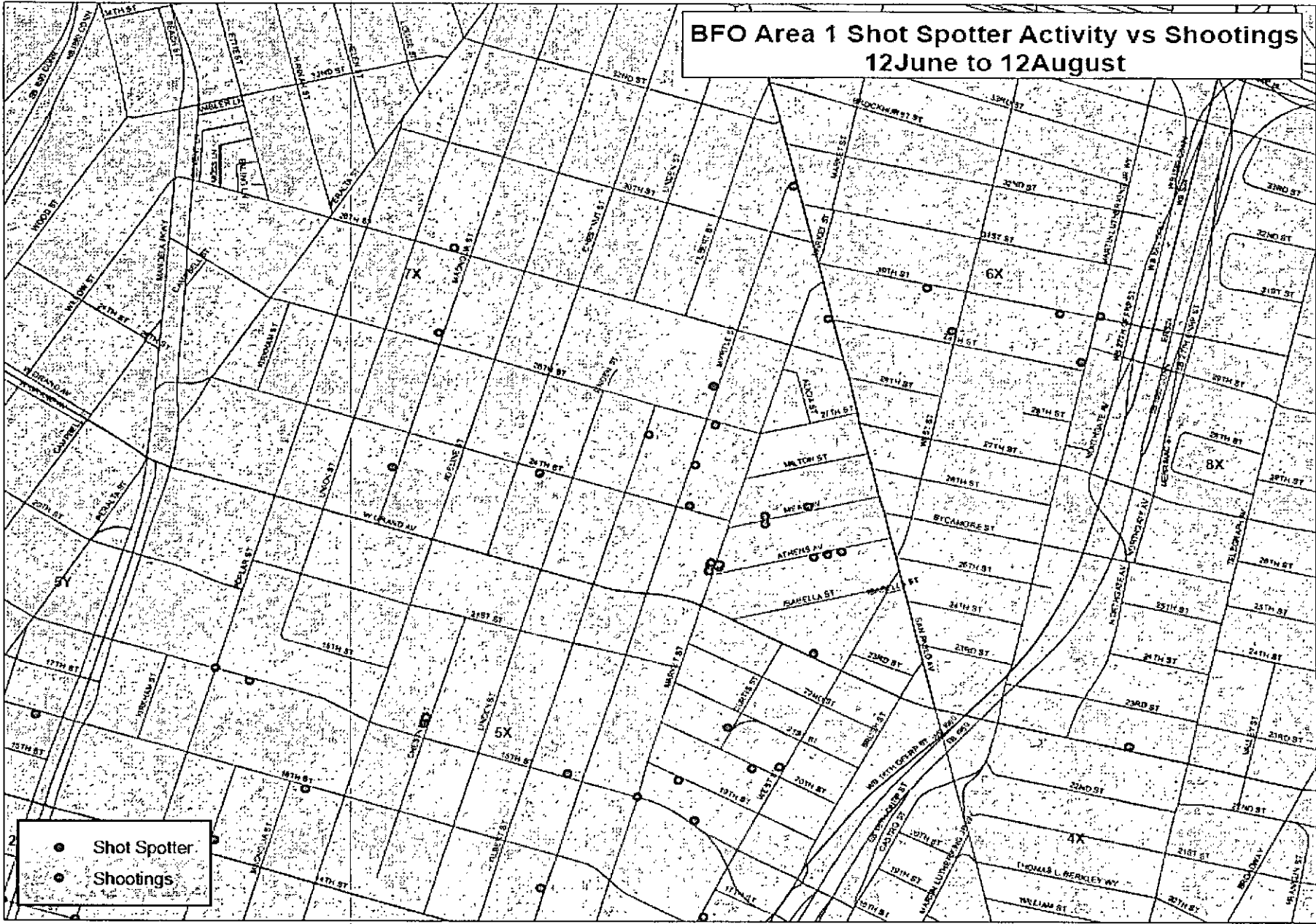
BEAT	COUNT
02X	8
02Y	10
05X	10
05Y	5
08X	3
07X	22
10Y	1
19X	1
Grand Total	60



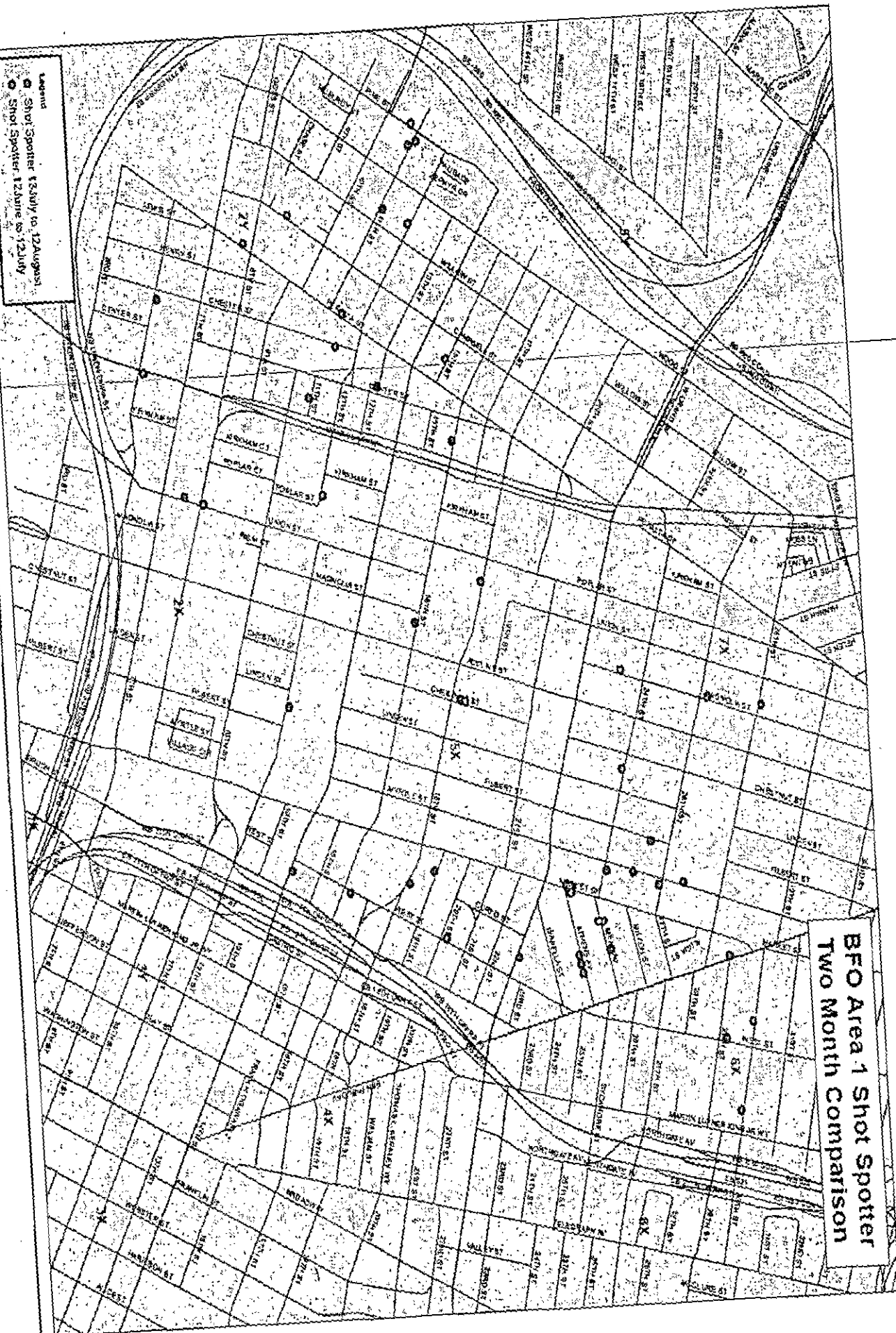
BFO Area 1 PC415GS vs PC415SS
12 June to 12 August



BFO Area 1 Shot Spotter Activity vs Shootings 12June to 12August



Legend
● Shot Spotter 13 July to 12 August
○ Shot Spotter 13 June to 12 July



**BFO Area 1 Shot Spatter
Two Month Comparison**

BFO AREA 2

AREA 2 SHOT SPOTTER CALLS

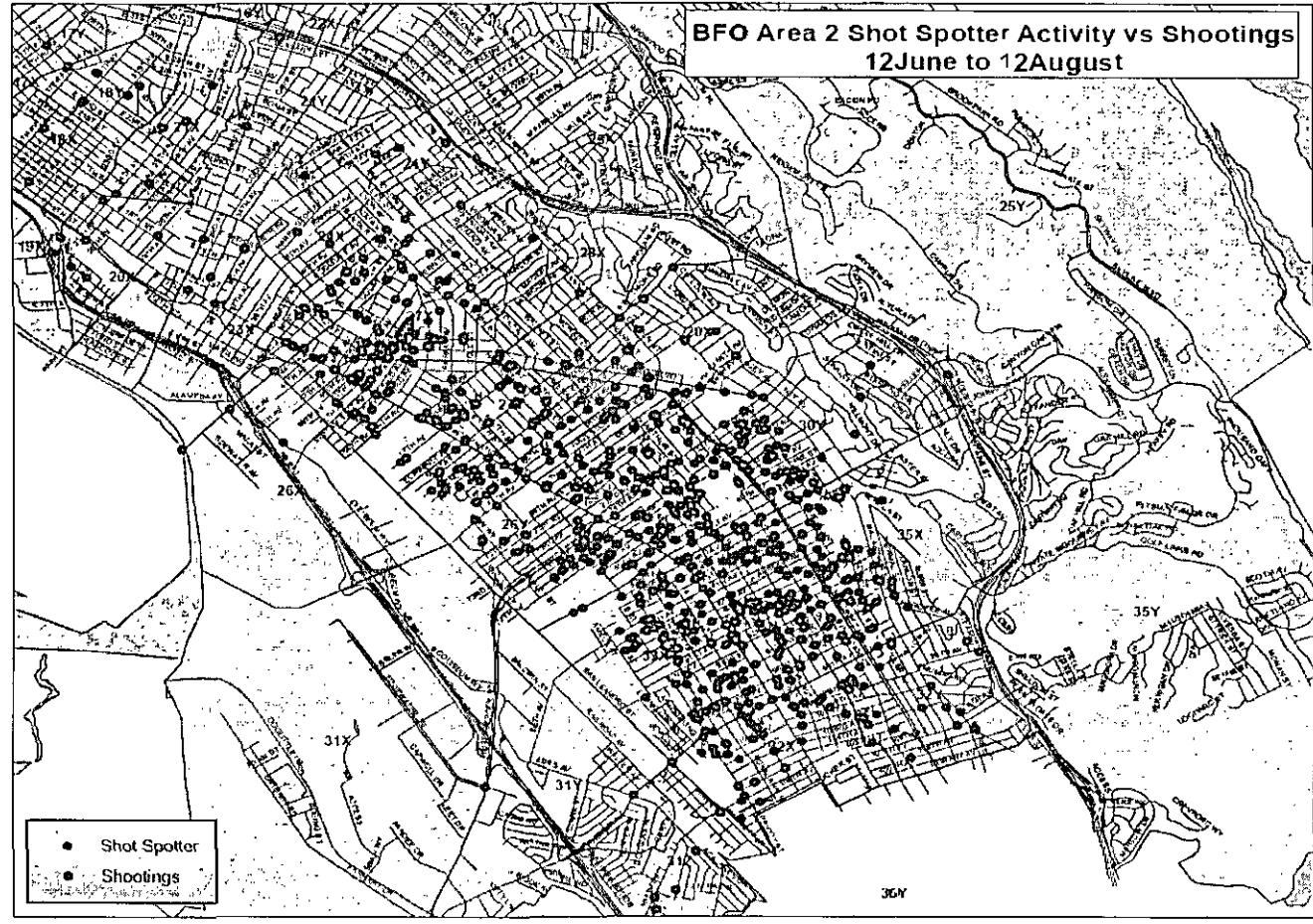
ADDRESS	COUNT
7701 KRAUSE	13
1208 65TH AVE	3
2836 68TH AVE	3
Grand Total	751

AREA 2 GUNSHOT CALLS

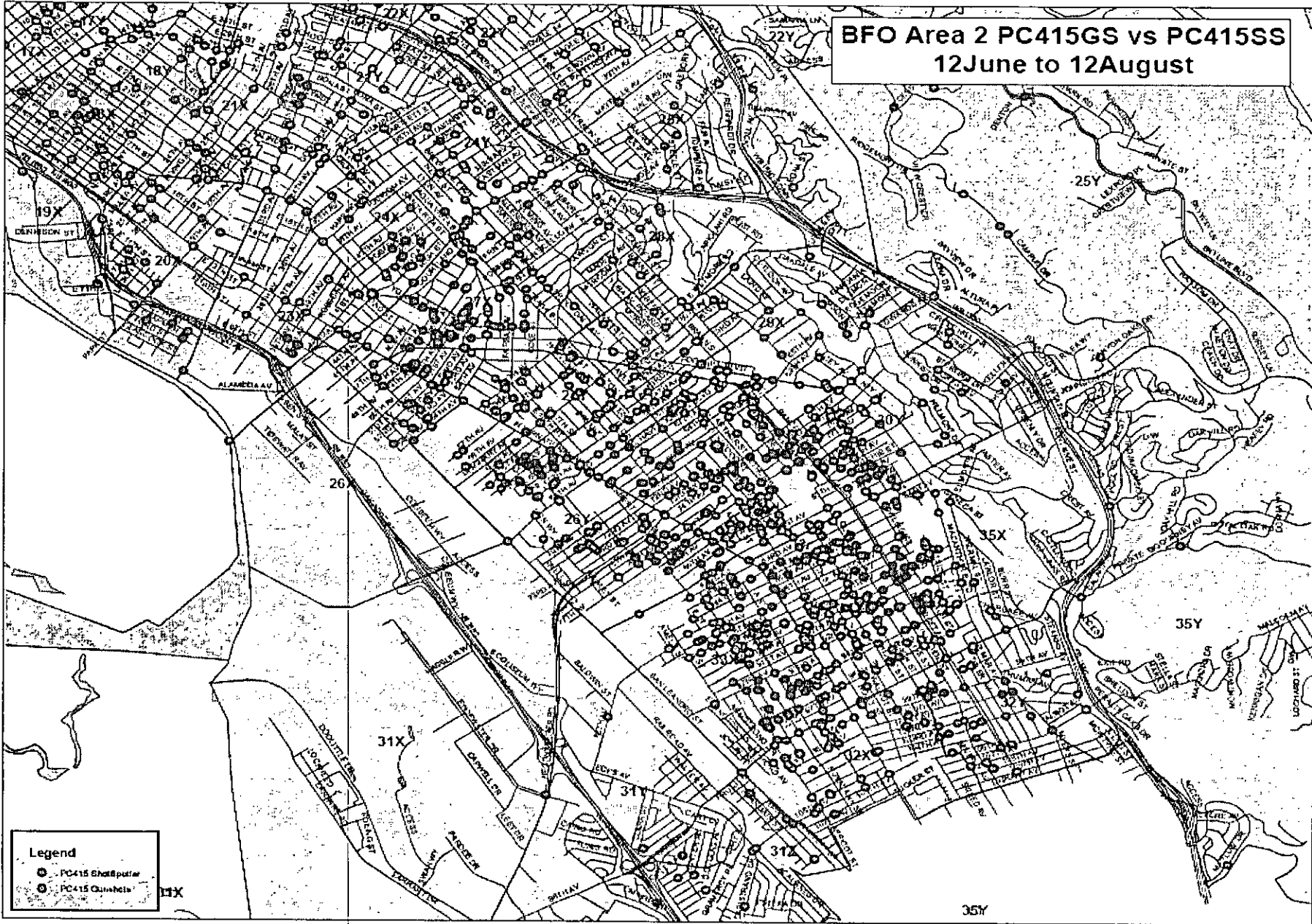
ADDRESS	COUNT
61ST AV&MACARTHUR BLVD	3
96TH AV&BANCROFT AV	4
Grand Total	407

BEAT	COUNT
23X	6
24X	12
24Y	1
26X	12
26Y	71
27X	70
27Y	72
28X	3
29X	12
30X	140
30Y	37
32X	33
32Y	22
33X	89
34X	120
35X	51
Grand Total	751

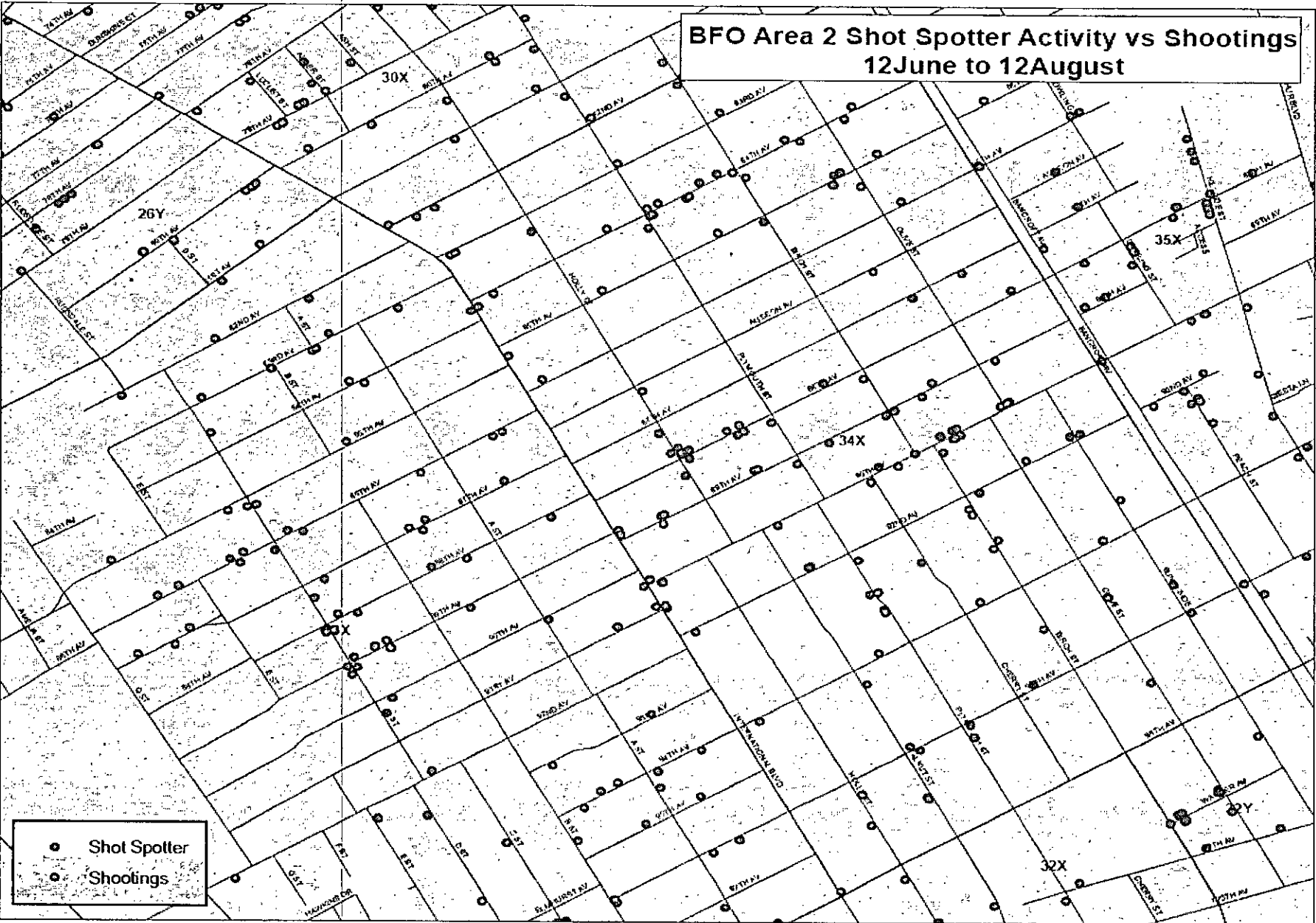
DOW	COUNT
Sunday	113
Monday	67
Tuesday	130
Wednesday	134
Thursday	83
Friday	72
Saturday	152
Grand Total	751



**BFO Area 2 PC415GS vs PC415SS
12June to 12August**

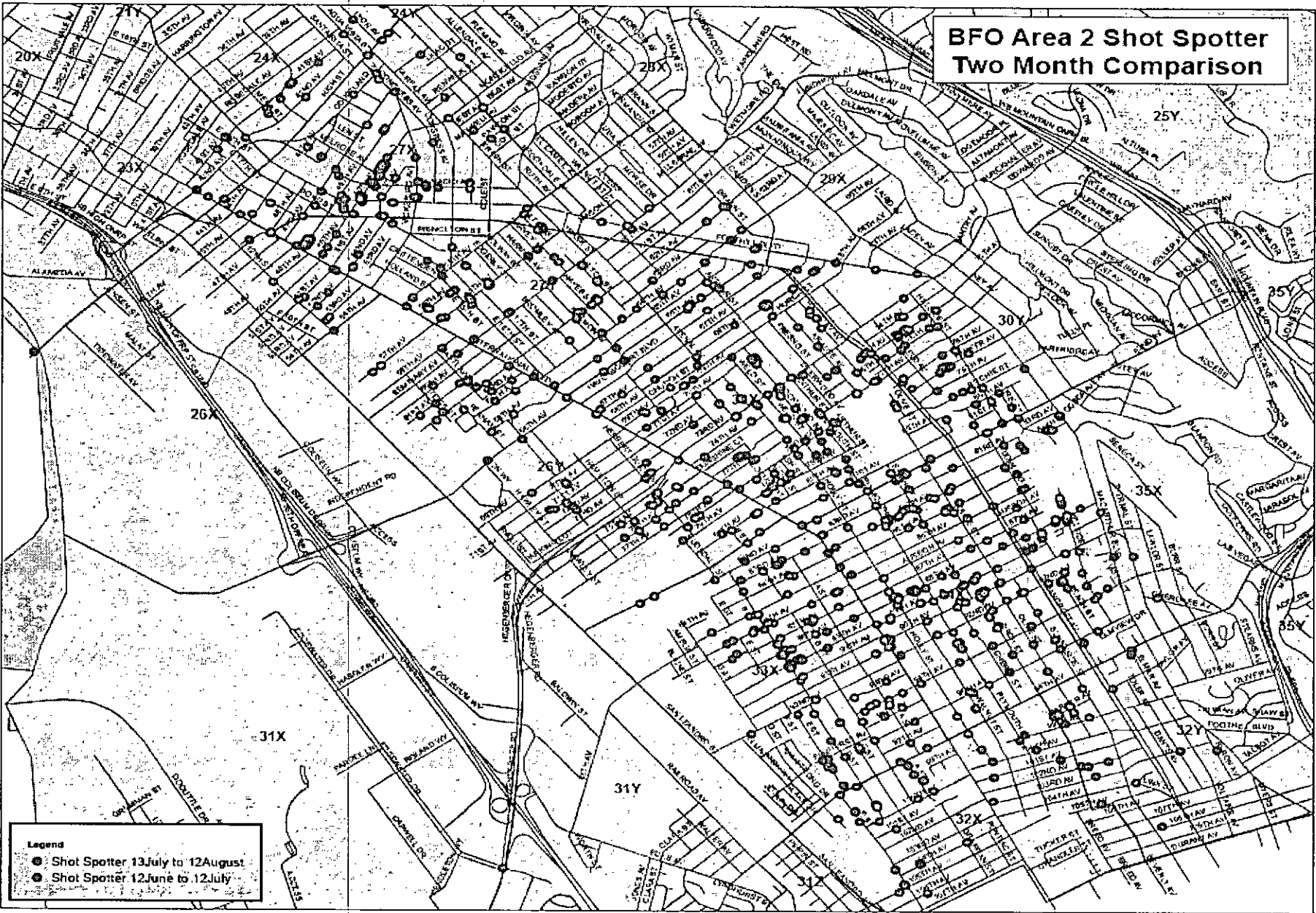


**BFO Area 2 Shot Spotter Activity vs Shootings
12June to 12August**



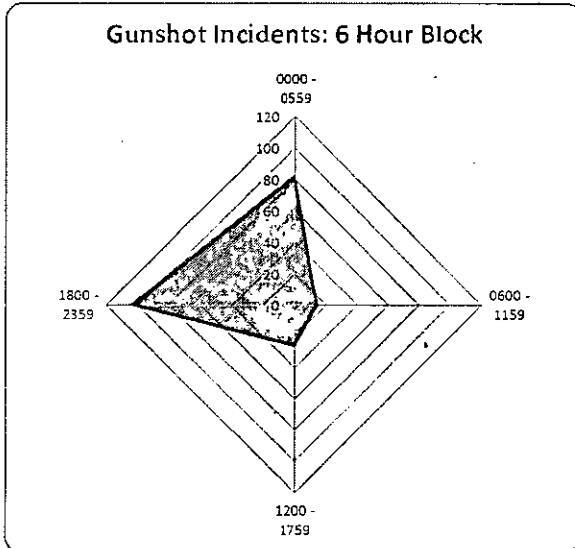
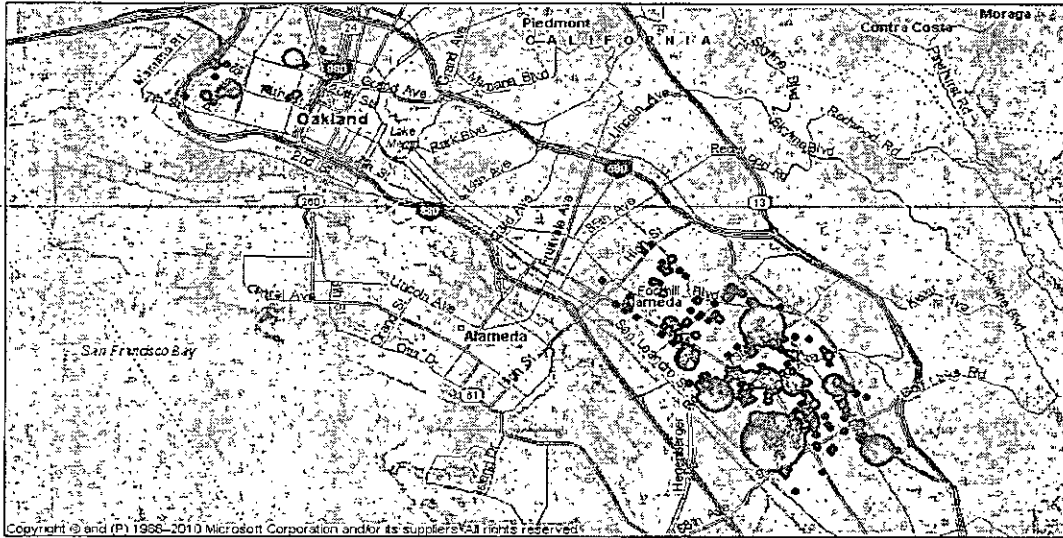
● Shot Spotter
■ Shootings

BFO Area 2 Shot Spotter Two Month Comparison



LAW ENFORCEMENT USE ONLY

Gunshot Activity Map



Gunshot Incidents

August 2012

Sun	Mon	Tue	Wed	Thu	Fri	Sat
			1	2	3	4
			3	3	9	14
5	6	7	8	9	10	11
8	10	2	5	7	5	19
12	13	14	15	16	17	18
14	6	8	6	7	1	7
10	20	21	22	23	24	25
13	11	10	4	11	2	11
26	27	28	29	30	31	
10	2	7	5	5	7	

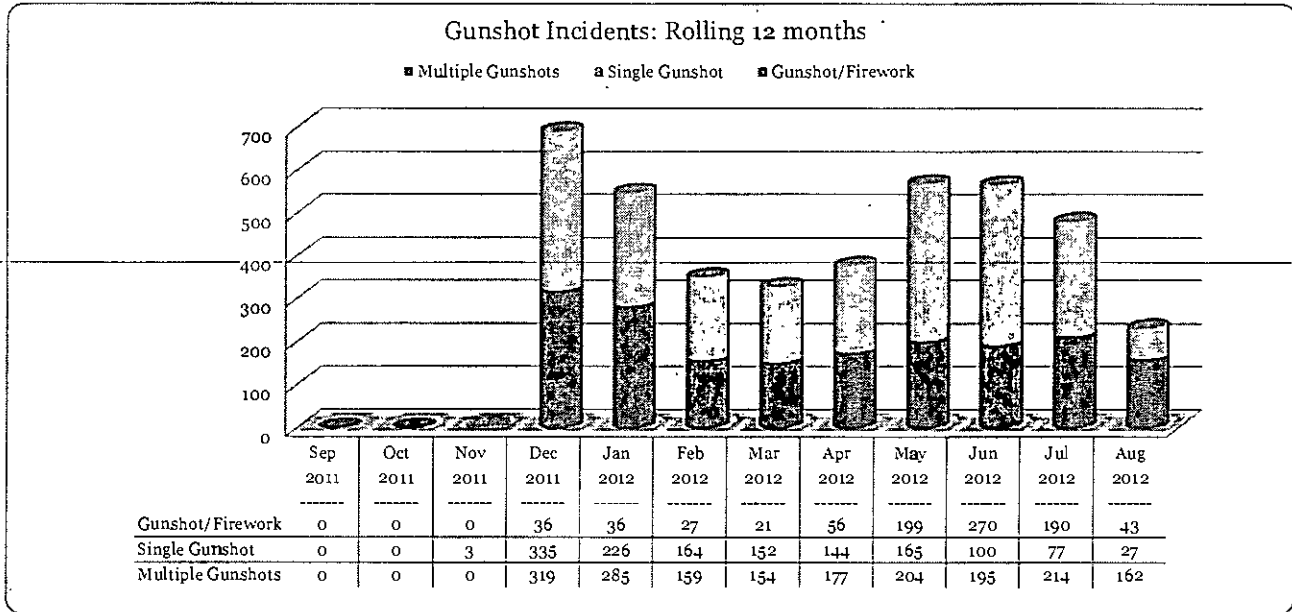
Total Incidents: 232

Copyright © 2012 SST, Inc™. All rights reserved. ShotSpotter Flex™, ShotSpotter®, ShotSpotter Gimshot Location System® and the ShotSpotter logo are trademarks of SST, Inc™. SST and ShotSpotter technology is protected by one or more issued U.S. and foreign patents (see www.shotspotter.com/patents), with other domestic and foreign patents pending. All other company and product names mentioned herein may be trademarks of their respective companies.

Monthly Activity Report

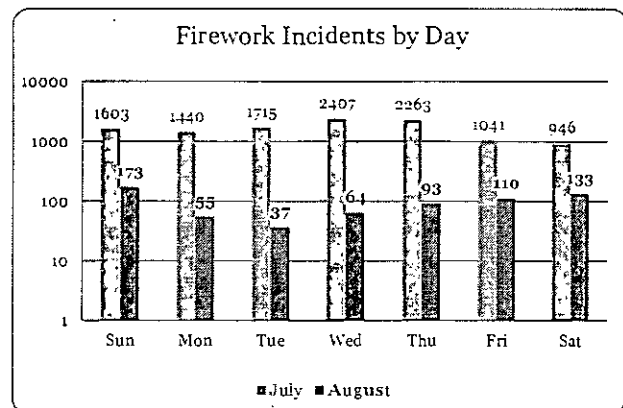
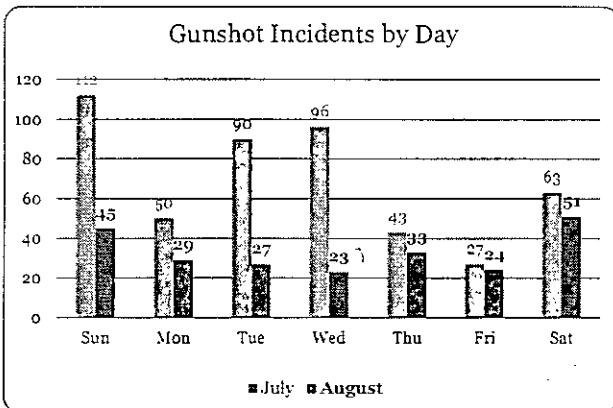
Oakland

August 2012



Gunshot Incidents by Time of Day and Day of Week

	0	1	2	3	4	5	6	7	8	9	10	11	12	13	14	15	16	17	18	19	20	21	22	23
Sunday	2	6	5	5	1	2	1			1	1		2	1	1					3	2	5	4	3
Monday	4	4		2	3				1			1	1		2						2	3	4	2
Tuesday	2		2	1	1		1			1		2		1	1	1		1		2	4	4	1	2
Wednesday	4	5			2							1				2	2		1			3	2	1
Thursday	2		4			1									1	2	2	2	3			6	6	4
Friday		3		2												1		2	1		4	2	4	5
Saturday	6	6	1	3	1	4		1				4	3	2			1			1	8	2	1	7



Copyright © 2012 SST, Inc™. All rights reserved. ShotSpotter Flex™, ShotSpotter®, ShotSpotter Gunshot Location System® and the ShotSpotter logo are trademarks of SST, Inc™. SST and ShotSpotter technology is protected by one or more issued U.S. and foreign patents (see www.shotspotter.com/patents), with other domestic and foreign patents pending. All other company and product names mentioned herein may be trademarks of their respective companies.

BFO Area 1 Shootings vs Shot Spotter August 2012

ATTACHMENT "D"



- Homicides
- Shot Spotter incidents
- ⊙ PC245(A)(2), 246 & 247

BFO Area 2 Shootings vs Shot Spo



August 2012






Homicides
Shot Spatter Incidents
PC245(A)(2), 246 & 247

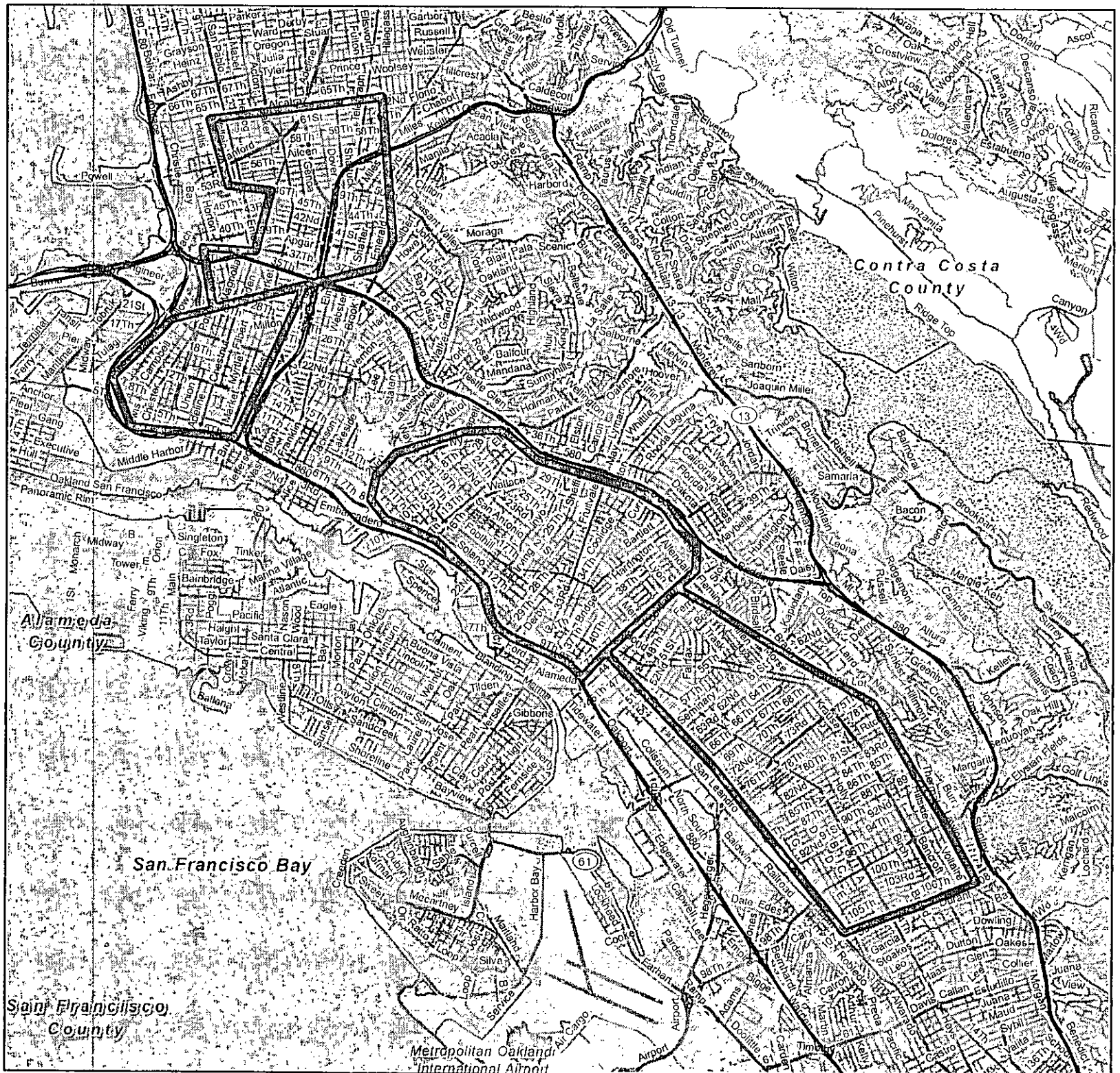
Legend

ShotSpotter Expansion

-  Dist 2 & 5 = 4.0 sq mi
-  Dist 1 = 2.6 sq mi

ShotSpotter Coverage

-  Dist 6 & 7 = 5.5 sq mi
-  Dist 3 = 1.5 sq mi
-  streets



ATTACHMENT "G"



Total Gunshot Calls (415GS) 2009-2011 = 8,139*

Existing ShotSpotter Coverage:
Covers 37.3% Gunshot Calls* (3,033)



Proposed 2.6 sq mi Expansion (Dist 1):
Covers Additional 10.8% Gunshot Calls* (882)

Proposed 4.0 sq mi Expansion (Dist 2 & 5):
Covers Additional 19.4% Gunshot Calls* (1,580)



Gunshot Calls typically represent only
1% of actual gunfire in the community.

Legend

ShotSpotter Expansion

-  Dist 2 & 5 = 4.0 sq mi
-  Dist 1 = 2.6 sq mi

ShotSpotter Coverage

-  Dist 6 & 7 = 5.5 sq mi
-  Dist 3 = 1.5 sq mi

Density of Gunshot Calls (415GS)

