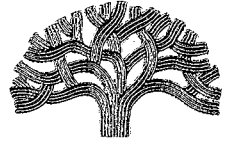


CITY OF OAKLAND



CITY HALL • ONE FRANK H. OGAWA PLAZA • OAKLAND, CALIFORNIA 94612

Office of the City Clerk
City Clerk and Clerk of the Council

(510) 238-3611
FAX (510) 238-6699
TDD: (510) 839-6451

Honorable President Kaplan and
Members of the City Council
City Hall
Oakland, CA 94612

Honorable President Kaplan and Members of the City Council:

Subject: *Resolution Certifying the Results of the General Municipal Election
held on Tuesday, November 3, 2020*

Attached please find a resolution prepared for your consideration and adoption related to the 2020 General Municipal Election. This resolution declares the final official results of the General Municipal Election held on Tuesday, November 3, 2020.

The resolution has been reviewed and approved as to form and legality by the Office of the City Attorney.

If you have questions or need more information, please call me at (510) 238-3122.

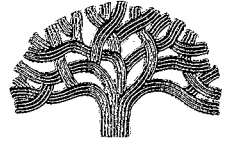
A handwritten signature in black ink, appearing to read 'Asha Reed', written in a cursive, flowing style.

ASHA REED, MPA
Acting City Clerk and
Clerk of the Council

1 School Director, Dist. 7 - Oakland (RCV)

		Registered Voters	Voters Cast	Turnout (%)	VICTOR JAVIER VALERIO	BRONCHE TAYLOR	"COACH" TAPSCOTT BEN	CLIFFORD THOMPSON	KRISTINA MOLINA	Write-ins	Over Votes	Under Votes
361300	Total	796	495	62.19 %	64	58	88	117	87	3	13	65
361500	Total	4628	2848	61.54 %	384	314	486	664	609	21	46	324
373000	Total	0	1									1
400200	Total	2465	2113	85.72 %	129	159	708	558	315	8	4	232
400900	Total	3624	3072	84.77 %	211	315	850	936	347	21	8	384
410110	Total	4933	3061	62.05 %	359	368	645	706	599	23	53	308
410600	Total	4355	2986	68.56 %	351	301	556	805	560	25	31	357
410700	Total	4303	3060	71.11 %	262	338	661	886	526	24	25	338
415500	Total	1137	715	62.88 %	92	80	138	169	136	9	8	83
415800	Total	3655	2397	65.58 %	281	309	477	556	466	13	25	270
Total - Election Day		29896	0	0.00 %								
Total - Election Night		29896	1886	6.31 %	209	241	462	356	290	4	14	310
Total - Vote by Mail		29896	18862	63.09 %	1924	2001	4147	5041	3355	143	199	2052
Contest Total		29896	20748	69.40 %	2133	2242	4609	5397	3645	147	213	2362

CITY OF OAKLAND



CITY HALL • ONE FRANK H. OGAWA PLAZA • OAKLAND, CALIFORNIA 94612

Office of the City Clerk
City Clerk and Clerk of the Council

(510) 238-3611
FAX (510) 238-6699
TDD: (510) 839-6451

Honorable President Kaplan and
Members of the City Council
City Hall
Oakland, CA 94612

Honorable President Kaplan and Members of the City Council:

Subject: *Resolution Certifying the Results of the General Municipal Election
held on Tuesday, November 3, 2020*

Attached please find a resolution prepared for your consideration and adoption related to the 2020 General Municipal Election. This resolution declares the final official results of the General Municipal Election held on Tuesday, November 3, 2020.

The resolution has been reviewed and approved as to form and legality by the Office of the City Attorney.

If you have questions or need more information, please call me at (510) 238-3122.

A handwritten signature in black ink, appearing to read 'Asha Reed', written in a cursive, flowing style.

ASHA REED, MPA
Acting City Clerk and
Clerk of the Council

FILED
OFFICE OF THE CITY CLERK
OAKLAND

2020 DEC 11 AM 11:00

Approved as to Form and Legality


City Attorney

OAKLAND CITY COUNCIL

RESOLUTION No. _____ C.M.S.

RESOLUTION CERTIFYING THE RESULTS OF THE CITY OF OAKLAND GENERAL MUNICIPAL ELECTION HELD ON TUESDAY, NOVEMBER 3, 2020

WHEREAS, pursuant to law and Section 1101 of the Charter of the City of Oakland, a General Municipal Election was duly and regularly held in the City of Oakland on Tuesday, November 3, 2020; and

WHEREAS, the Alameda County Registrar of Voters has prepared and submitted a certified statement of the results of said General Municipal Election; and

WHEREAS, pursuant to Section 1105 of the Charter of the City of Oakland, the ballots in the races for, City Councilmember At-Large, City Councilmember – District 3, City Councilmember – District 7, School Board – District 1, School Board – District 3, School Board – District 5 and School Board – District 7 were tabulated using Ranked Choice Voting because no single candidates received a majority in the first round of voting; and

WHEREAS, the results stated below in the races for City Councilmember At-Large, City Councilmember – District 3, City Councilmember – District 7, School Board – District 1, School Board – District 3, School Board – District 5 and School Board – District 7 reflect the final tally after the Ranked Choice Voting tabulation was conducted; and

WHEREAS, the City Clerk has canvassed the election returns of said General Municipal Election; and

WHEREAS, the City Clerk has certified the results for the General Municipal Election; and

WHEREAS, California Elections Code Section 15400 provides that the governing body shall declare the results of each election under its jurisdiction as to the persons elected and the measures voted on at the election; now, therefore, be it

RESOLVED, That the City Council orders and declares the results of the canvass of the returns of said General Municipal Election to be as follows:

The final round votes cast for the candidates for the Office of **Councilmember, At-Large** are as follows:

Derreck B. Johnson	86,698	47.63%
Nancy Sidebotham	0	0%
Rebecca Kaplan	95,334	52.37%

The final round votes cast for the candidates for the Office of **Councilmember, District 1** are as follows:

Steph Dominguez Walton	11,227	30.83%
Tri Ngo	5,452	14.97%
Dan Kalb	19,734	54.19%

The final round votes cast for the candidates for the Office of **Councilmember, District 3** are as follows:

Alexus Taylor	0	0%
Meron Semdar	2,631	8.71%
Lynette Gibson McElhaney	9,687	32.08%
Carroll Fife	15,429	51.10%
Faye Taylor	0	0%
Seneca Scott	2,447	8.10%

The final round votes cast for the candidates for the Office of **Councilmember, District 5** are as follows:

Noel Gallo	8,898	51.03%
Richard Santos Raya	5,401	30.98%
Zoe Lopez-Meraz	3,137	17.99%

The final round votes cast for the candidates for the Office of **Councilmember, District 7** are as follows:

Aaron Clay	0	0%
Marchon Tatmon	0	0%
Robert "Bob" Jackson	7,029	39.93%
Marcie Hodge	0	0%
Treva Reid	10,574	60.07%

The final round votes cast for the candidates for the Office of **City Attorney** are as follows:

Barbara Parker	140,205	80.41%
Eli Ferran	34,166	19.59%

The final round votes cast for the candidates for the Office of **School Director, District 1** are as follows:

Austin Dannhaus	12,581	37.47%
Sam Davis	20,994	62.53%
Stacy Thomas	0	0%

The final round votes cast for the candidates for the Office of **School Director, District 3** are as follows:

Maiya Ederly	10,416	38.88%
VanCedric Williams	16,374	61.12%
Cherisse Gash	0	0%
Mark Hurty	0	0%
Maximo Santana	0	0%

The final round votes cast for the candidates for the Office of **School Director, District 5** are as follows:

Mike Hutchinson	9,033	59.53%
Leroy Roches Gaines	6946	43.47%
Sheila Pope-Lawrence	0	0%
Jorge C. Lerma	0	0%

The final round votes cast for the candidates for the Office of **School Director, District 7** are as follows:

Victor Javier Valerio	0	0%
Bronche' Taylor	0	0%
Ben "Coach" Tapscott	7,531	46.68%
Clifford Thompson	8,603	53.32%
Kristina Molina	0	0%

and be it

FURTHER RESOLVED: That the City Council hereby determines and declares that the following candidates having received the majority of votes cast for all candidates for said offices are hereby declared election to said office and shall assume the duties of that office on January 4, 2021:

Rebecca Kaplan	Councilmember, At-Large
Dan Kalb	Councilmember, District 1
Carroll Fife	Councilmember, District 3
Noel Gallo	Councilmember, District 5
Treva Reid	Councilmember, District 7
Barbara Parker	City Attorney
Sam Davis	School Director, District 1
VanCedric Williams	School Director, District 3
Mike Hutchinson	School Director, District 5
Clifford Thompson	School Director, District 7

and be it

FURTHER RESOLVED: that the results of the ballots cast for and against the measures that were voted upon at said election are as follows:

MEASURE QQ

Proposed Ordinance

A Proposed Charter Amendment Authorizing the City Council to Adopt an Ordinance Allowing Persons Aged 16 and 17, who would otherwise be Eligible to Vote under State Law, to Vote for the Office of School Board Director

For the Measure:	67.88% (<i>Passed</i>)
Against the Measure	32.12%

MEASURE RR

Proposed Ordinance

Proposed Amendment to City Charter Section 217 to Remove the \$1,000 Limit on Fines

For the Measure:	58.34% (<i>Passed</i>)
Against the Measure:	41.66%

MEASURE S1

Proposed Ordinance

A proposed amendment to Oakland's City Charter creating an Office of Inspector General to review and report on the Police Department's and the Community Police Review Agency's ("CPRA's") practices regarding police misconduct, changing the Police Commission's ("Commission's") and CPRA's powers, duties and staffing, and allowing the Commission and the CPRA to hire their own attorneys independent of the City Attorney.

For the Measure:	81.27% (<i>Passed</i>)
Against the Measure:	18.73%

and be it

FURTHER RESOLVED: The total registration was 263,034; total number of ballots cast was 205,434 or 78.10%.

3005363v1

IN COUNCIL, OAKLAND, CALIFORNIA, _____, 2020.

PASSED BY THE FOLLOWING VOTE:

AYES - FORTUNATO BAS, GALLO, GIBSON MCELHANEY, KALB, REID, TAYLOR,
THAO AND PRESIDENT KAPLAN

NOES -

ABSENT -

ABSTENTION -

ATTEST: _____
Asha Reed
Acting City Clerk and Clerk of the Council
of the City of Oakland, California



REGISTRAR OF VOTERS

ALAMEDA COUNTY • CALIFORNIA

TIM DUPUIS
REGISTRAR OF VOTERS

CYNTHIA CORNEJO
DEPUTY REGISTRAR OF VOTERS

December 1, 2020

Asha Reed, Interim City Clerk
City of Oakland
1 Frank Ogawa Plaza, 2nd Floor Suite 201
Oakland, CA 94612

Dear Asha Reed:

Enclosed are the Certificate of Election Results and a copy of the Official Canvass for City of Oakland for the General Election held on Tuesday, November 3, 2020.

If you have any questions, please contact me at (510) 272-6933.

Sincerely,


Tim Dupuis
Registrar of Voters
Alameda County

Enclosures

STATE OF CALIFORNIA }
COUNTY OF ALAMEDA } ss.

I, **TIM DUPUIS**, Registrar of Voters for the County of Alameda, State of California, having canvassed the returns of all votes cast in the **City of Oakland** at the General Election held on **Tuesday, November 3, 2020**, do hereby certify the following to be a full, true and correct **Statement of the Results of all the votes cast**, to which this certificate is attached, at said election for each candidate in the **City of Oakland** for the office of **City Council, At-Large**.

I hereby set my hand and my official seal this **1st day of December 2020**.



A handwritten signature in black ink, appearing to read 'Tim Dupuis', written over a horizontal line.

TIM DUPUIS
Registrar of Voters
Alameda County
State of California

RCV Detailed Report

General Election
ALAMEDA COUNTY
November 03, 2020

Member, City Council, At-Large - Oakland (RCV)

Official results

Number of positions to elect is 1.

Tabulation status:

All Positions Filled

Tabulation time:

11/30/2020 4:47:17 PM

Tabulation Options	
RCV method	IRV
Previous rounds evaluation method	None
Elimination type	Single
Votes to include in threshold calculation	Continuing ballots per round
Fixed precision decimals	0
Use previous tie break decision	False
Exclude unresolved write-ins	True
Declare winners by threshold	True
Uses precincts	True
Pause after round	False
Perform elimination transfer in last round	True
Skip overvoted rankings	False
Assign skipped rankings to the set of exhausted ballots	False
Use first round suspension	True
Include disabled candidate rankings in overvote	False

Ties are resolved in accordance with election law.

ALAMEDA COUNTY

Round 1

Threshold: 90,766

Candidate	Votes	Percentage
DERRECK B. JOHNSON	77,849	42.88%
NANCY SIDEBOTHAM	13,793	7.60%
REBECCA KAPLAN	89,887	49.52%
Continuing Ballots Total	181,530	
Blanks	18,727	
Exhausted	0	
Overvotes	1,192	
Remainder Points	0	
Suspended	3,527	
Non Transferable Total	23,446	

NANCY SIDEBOTHAM is eliminated because the candidate had the least amount of votes.

NANCY SIDEBOTHAM is eliminated because the candidate had the least amount of votes.

Elimination transfer for candidate NANCY SIDEBOTHAM.

14343 ballots have been transferred in the following manner:

Transferred from	Transferred to	Ballots	Fraction	Votes
NANCY SIDEBOTHAM	DERRECK B. JOHNSON	7277	1	7,277
NANCY SIDEBOTHAM	REBECCA KAPLAN	4223	1	4,223
NANCY SIDEBOTHAM	Exhausted	2731	1	2,731
NANCY SIDEBOTHAM	Overvotes	112	1	112

Elimination transfer for candidate Suspended.

3527 ballots have been transferred in the following manner:

Transferred from	Transferred to	Ballots	Fraction	Votes
Suspended	DERRECK B. JOHNSON	1572	1	1,572
Suspended	NANCY SIDEBOTHAM	549	1	549
Suspended	REBECCA KAPLAN	1224	1	1,224
Suspended	Overvotes	182	1	182

Round 2

Threshold: 91,017

Candidate	Votes	Percentage
DERRECK B. JOHNSON	86,698	47.63%
NANCY SIDEBOTHAM	0	0.00%
REBECCA KAPLAN	95,334	52.37%
Continuing Ballots Total	182,032	
Blanks	18,727	
Exhausted	2,731	
Overvotes	1,486	
Remainder Points	0	
Suspended	0	
Non Transferable Total	22,944	


DERRECK B. JOHNSON is eliminated because the candidate was not elected in the last round.

REBECCA KAPLAN is elected because the candidate reached the threshold value.

STATE OF CALIFORNIA }
COUNTY OF ALAMEDA } ss.

I, **TIM DUPUIS**, Registrar of Voters for the County of Alameda, State of California, having canvassed the returns of all votes cast in the **City Oakland, Council District 1**, at the General Election held on Tuesday, **November 3, 2020**, do hereby certify the following to be a full, true and correct Statement of the Results of all the votes cast, to which this certificate is attached, at said election for each candidate in the **City of Oakland, Council District 1**, for the office of **City Council Member, District 1**.

I hereby set my hand and my official seal this **1st** day of **December 2020**.



A handwritten signature in black ink, appearing to read 'Tim Dupuis', written over a horizontal line.

TIM DUPUIS
Registrar of Voters
Alameda County
State of California

RCV Detailed Report

General Election
ALAMEDA COUNTY
November 03, 2020

Member, City Council, Dist. 1 - Oakland (RCV)

Official results

Number of positions to elect is 1.

Tabulation status:

All Positions Filled

Tabulation time:

11/30/2020 4:47:27 PM

Tabulation Options	
RCV method	IRV
Previous rounds evaluation method	None
Elimination type	Single
Votes to include in threshold calculation	Continuing ballots per round
Fixed precision decimals	0
Use previous tie break decision	False
Exclude unresolved write-ins	True
Declare winners by threshold	True
Uses precincts	True
Pause after round	False
Perform elimination transfer in last round	True
Skip overvoted rankings	False
Assign skipped rankings to the set of exhausted ballots	False
Use first round suspension	True
Include disabled candidate rankings in overvote	False

Ties are resolved in accordance with election law.

ALAMEDA COUNTY**Round 1****Threshold: 18,207**

Candidate	Votes	Percentage
STEPH DOMINGUEZ WALTON	11,227	30.83%
TRI NGO	5,452	14.97%
DAN KALB	19,734	54.19%
Continuing Ballots Total	36,413	
Blanks	4,072	
Exhausted	0	
Overvotes	99	
Remainder Points	0	
Suspended	422	
Non Transferable Total	4,593	

STEPH DOMINGUEZ WALTON is eliminated because the candidate was not elected in the last round.


TRI NGO is eliminated because the candidate was not elected in the last round.

DAN KALB is elected because the candidate reached the threshold value.

STATE OF CALIFORNIA }
COUNTY OF ALAMEDA } ss.

I, **TIM DUPUIS**, Registrar of Voters for the County of Alameda, State of California, having canvassed the returns of all votes cast in the **City of Oakland, Council District 3**, at the General Election held on Tuesday, **November 3, 2020**, do hereby certify the following to be a full, true and correct Statement of the Results of all the votes cast, to which this certificate is attached, at said election for each candidate in the **City of Oakland, Council District 3**, for the office of **City Council Member, District 3**.

I hereby set my hand and my official seal this **1st** day of **December 2020**.



A handwritten signature in black ink, appearing to read 'Tim Dupuis', written over a horizontal line.

TIM DUPUIS
Registrar of Voters
Alameda County
State of California

RCV Detailed Report

General Election
ALAMEDA COUNTY
November 03, 2020

Member, City Council, Dist. 3 - Oakland (RCV)

Official results

Number of positions to elect is 1.

Tabulation status:

All Positions Filled

Tabulation time:

11/30/2020 4:47:34 PM

Tabulation Options	
RCV method	IRV
Previous rounds evaluation method	None
Elimination type	Single
Votes to include in threshold calculation	Continuing ballots per round
Fixed precision decimals	0
Use previous tie break decision	False
Exclude unresolved write-ins	True
Declare winners by threshold	True
Uses precincts	True
Pause after round	False
Perform elimination transfer in last round	True
Skip overvoted rankings	False
Assign skipped rankings to the set of exhausted ballots	False
Use first round suspension	True
Include disabled candidate rankings in overvote	False

Ties are resolved in accordance with election law.

ALAMEDA COUNTY**Round 1**

Threshold: 15,205

Candidate	Votes	Percentage
ALEXUS TAYLOR	1,350	4.44%
MERON SEMEDAR	1,984	6.52%
LYNETTE GIBSON MCELHANEY	9,262	30.46%
CARROLL FIFE	15,023	49.40%
FAYE TAYLOR	706	2.32%
SENECA SCOTT	2,083	6.85%
Continuing Ballots Total	30,408	
Blanks	3,480	
Exhausted	0	
Overvotes	269	
Remainder Points	0	
Suspended	260	
Non Transferable Total	4,009	

FAYE TAYLOR is eliminated because the candidate had the least amount of votes.

FAYE TAYLOR is eliminated because the candidate had the least amount of votes.

Elimination transfer for candidate FAYE TAYLOR.

733 ballots have been transferred in the following manner:

Transferred from	Transferred to	Ballots	Fraction	Votes
FAYE TAYLOR	ALEXUS TAYLOR	87	1	87
FAYE TAYLOR	MERON SEMEDAR	79	1	79
FAYE TAYLOR	LYNETTE GIBSON MCELHANEY	105	1	105
FAYE TAYLOR	CARROLL FIFE	136	1	136
FAYE TAYLOR	SENECA SCOTT	174	1	174
FAYE TAYLOR	Exhausted	138	1	138
FAYE TAYLOR	Overvotes	14	1	14

Elimination transfer for candidate Suspended.

260 ballots have been transferred in the following manner:

Transferred from	Transferred to	Ballots	Fraction	Votes
Suspended	ALEXUS TAYLOR	36	1	36
Suspended	MERON SEMEDAR	33	1	33
Suspended	LYNETTE GIBSON MCELHANEY	48	1	48
Suspended	CARROLL FIFE	44	1	44
Suspended	FAYE TAYLOR	27	1	27
Suspended	SENECA SCOTT	45	1	45
Suspended	Overvotes	27	1	27

Round 2**Threshold: 15,245**

Candidate	Votes	Percentage
ALEXUS TAYLOR	143	4.83%
MERON SEMEDAR	2,096	6.87%
LYNETTE GIBSON MCELHANEY	9,415	30.88%
CARROLL FIFE	15,203	49.86%
FAYE TAYLOR	0	0.00%
SENECA SCOTT	2,302	7.55%
Continuing Ballots Total	30,489	
Blanks	3,480	
Exhausted	138	
Overvotes	310	
Remainder Points	0	
Suspended	0	
Non Transferable Total	3,928	

ALEXUS TAYLOR is eliminated because the candidate had the least amount of votes.

Elimination transfer for candidate ALEXUS TAYLOR.

1473 ballots have been transferred in the following manner:

Transferred from	Transferred to	Ballots	Fraction	Votes
ALEXUS TAYLOR	MERON SEMEDAR	535	1	535
ALEXUS TAYLOR	LYNETTE GIBSON MCELHANEY	272	1	272
ALEXUS TAYLOR	CARROLL FIFE	226	1	226
ALEXUS TAYLOR	SENECA SCOTT	145	1	145
ALEXUS TAYLOR	Exhausted	258	1	258
ALEXUS TAYLOR	Overvotes	37	1	37

Round 3**Threshold: 15,098**

Candidate	Votes	Percentage
ALEXUS TAYLOR	0	0.00%
MERON SEMEDAR	2,631	8.71%
LYNETTE GIBSON MCELHANEY	9,667	32.08%
CARROLL FIFE	15,423	51.10%
FAYE TAYLOR	0	0.00%
SENECA SCOTT	2,447	8.10%
Continuing Ballots Total	30,194	
Blanks	3,480	
Exhausted	396	
Overvotes	347	
Remainder Points	0	
Suspended	0	
Non Transferable Total	4,223	

MERON SEMEDAR is eliminated because the candidate was not elected in the last round.

LYNETTE GIBSON MCELHANEY is eliminated because the candidate was not elected in the last round.


CARROLL FIFE is elected because the candidate reached the threshold value.

SENECA SCOTT is eliminated because the candidate was not elected in the last round.

STATE OF CALIFORNIA }
COUNTY OF ALAMEDA } ss.

I, **TIM DUPUIS**, Registrar of Voters for the County of Alameda, State of California, having canvassed the returns of all votes cast in the **City of Oakland, Council District 5**, at the General Election held on Tuesday, **November 3, 2020**, do hereby certify the following to be a full, true and correct Statement of the Results of all the votes cast, to which this certificate is attached, at said election for each candidate in the **City of Oakland, Council District 5**, for the office of **City Council Member, District 5**.

I hereby set my hand and my official seal this **1st** day of **December 2020**.



A handwritten signature in black ink, appearing to read 'Tim Dupuis', written over a horizontal line.

TIM DUPUIS
Registrar of Voters
Alameda County
State of California

RCV Detailed Report

General Election
ALAMEDA COUNTY
November 03, 2020

Member, City Council, Dist. 5 - Oakland (RCV)

Official results

Number of positions to elect is 1.

Tabulation status:

All Positions Filled

Tabulation time:

11/30/2020 4:47:40 PM

Tabulation Options	
RCV method	IRV
Previous rounds evaluation method	None
Elimination type	Single
Votes to include in threshold calculation	Continuing ballots per round
Fixed precision decimals	0
Use previous tie break decision	False
Exclude unresolved write-ins	True
Declare winners by threshold	True
Uses precincts	True
Pause after round	False
Perform elimination transfer in last round	True
Skip overvoted rankings	False
Assign skipped rankings to the set of exhausted ballots	False
Use first round suspension	True
Include disabled candidate rankings in overvote	False

Ties are resolved in accordance with election law.

ALAMEDA COUNTY**Round 1****Threshold: 8,719**

Candidate	Votes	Percentage
NOEL GALLO	8,858	51.05%
RICHARD SANTOS RAYA	5,401	30.98%
ZOE LOPEZ-MERAZ	3,137	17.99%
Continuing Ballots Total	17,436	
Blanks	1,950	
Exhausted	0	
Overvotes	130	
Remainder Points	0	
Suspended	261	
Non Transferable Total	2,341	

NOEL GALLO is elected because the candidate reached the threshold value.


RICHARD SANTOS RAYA is eliminated because the candidate was not elected in the last round.

ZOE LOPEZ-MERAZ is eliminated because the candidate was not elected in the last round.

STATE OF CALIFORNIA }
COUNTY OF ALAMEDA } ss.

I, **TIM DUPUIS**, Registrar of Voters for the County of Alameda, State of California, having canvassed the returns of all votes cast in the **City of Oakland, Council District 7**, at the General Election held on Tuesday, **November 3, 2020**, do hereby certify the following to be a full, true and correct Statement of the Results of all the votes cast, to which this certificate is attached, at said election for each candidate in the **City of Oakland, Council District 7**, for the office of **City Council Member, District 7**.

I hereby set my hand and my official seal this **1st** day of **December 2020**.



A handwritten signature in black ink, appearing to read 'Tim Dupuis', written over a horizontal line.

TIM DUPUIS
Registrar of Voters
Alameda County
State of California

RCV Detailed Report

General Election
ALAMEDA COUNTY
November 03, 2020

Member, City Council, Dist. 7 - Oakland (RCV)

Official results

Number of positions to elect is 1.

Tabulation status:

All Positions Filled

Tabulation time:

11/30/2020 4:47:45 PM

Tabulation Options	
RCV method	IRV
Previous rounds evaluation method	None
Elimination type	Single
Votes to include in threshold calculation	Continuing ballots per round
Fixed precision decimals	0
Use previous tie break decision	False
Exclude unresolved write-ins	True
Declare winners by threshold	True
Uses precincts	True
Pause after round	False
Perform elimination transfer in last round	True
Skip overvoted rankings	False
Assign skipped rankings to the set of exhausted ballots	False
Use first round suspension	True
Include disabled candidate rankings in overvote	False

Ties are resolved in accordance with election law.

ALAMEDA COUNTY**Round 1**

Threshold: 9,547

Candidate	Votes	Percentage
AARON CLAY	3,209	16.81%
MARCHON TATMON	1,775	9.30%
ROBERT "BOB" JACKSON	4,472	23.42%
MARCIE HODGE	2,774	14.53%
TREVA REID	6,863	35.95%
Continuing Ballots Total	19,093	
Blanks	1,665	
Exhausted	0	
Overvotes	240	
Remainder Points	0	
Suspended	406	
Non Transferable Total	2,311	

MARCHON TATMON is eliminated because the candidate had the least amount of votes.

MARCHON TATMON is eliminated because the candidate had the least amount of votes.

Elimination transfer for candidate MARCHON TATMON.

1833 ballots have been transferred in the following manner:

Transferred from	Transferred to	Ballots	Fraction	Votes
MARCHON TATMON	AARON CLAY	474	1	474
MARCHON TATMON	ROBERT "BOB" JACKSON	276	1	276
MARCHON TATMON	MARCIE HODGE	401	1	401
MARCHON TATMON	TREVA REID	403	1	403
MARCHON TATMON	Exhausted	258	1	258
MARCHON TATMON	Overvotes	21	1	21

Elimination transfer for candidate Suspended.

406 ballots have been transferred in the following manner:

Transferred from	Transferred to	Ballots	Fraction	Votes
Suspended	AARON CLAY	87	1	87
Suspended	MARCHON TATMON	58	1	58
Suspended	ROBERT "BOB" JACKSON	83	1	83
Suspended	MARCIE HODGE	53	1	53
Suspended	TREVA REID	84	1	84
Suspended	Overvotes	41	1	41

Round 2**Threshold: 9,590**

Candidate	Votes	Percentage
AARON CLAY	3,770	19.66%
MARCHON TATMON	0	0.00%
ROBERT "BOB" JACKSON	4,831	25.19%
MARCIE HODGE	3,228	16.83%
TREVA REID	7,350	38.32%
Continuing Ballots Total	19,179	
Blanks	1,665	
Exhausted	258	
Overvotes	302	
Remainder Points	0	
Suspended	0	
Non Transferable Total	2,225	

MARCIE HODGE is eliminated because the candidate had the least amount of votes.

Elimination transfer for candidate MARCIE HODGE.

3228 ballots have been transferred in the following manner:

Transferred from	Transferred to	Ballots	Fraction	Votes
MARCIE HODGE	AARON CLAY	863	1	863
MARCIE HODGE	ROBERT "BOB" JACKSON	531	1	531
MARCIE HODGE	TREVA REID	1309	1	1,309
MARCIE HODGE	Exhausted	498	1	498
MARCIE HODGE	Overvotes	27	1	27

Round 3**Threshold: 9,328**

Candidate	Votes	Percentage
AARON CLAY	4,633	24.84%
MARCHON TATMON	0	0.00%
ROBERT "BOB" JACKSON	5,362	28.74%
MARCIE HODGE	0	0.00%
TREVA REID	8,659	46.42%
Continuing Ballots Total	18,654	
Blanks	1,665	
Exhausted	756	
Overvotes	329	
Remainder Points	0	
Suspended	0	
Non Transferable Total	2,750	

AARON CLAY is eliminated because the candidate had the least amount of votes.

Elimination transfer for candidate AARON CLAY.

4633 ballots have been transferred in the following manner:

Transferred from	Transferred to	Ballots	Fraction	Votes
AARON CLAY	ROBERT "BOB" JACKSON	1667	1	1,667
AARON CLAY	TREVA REID	1915	1	1,915
AARON CLAY	Exhausted	983	1	983
AARON CLAY	Overvotes	68	1	68

Round 4**Threshold: 8,802**

Candidate	Votes	Percentage
AARON CLAY	0	0.00%
MARCHON TATMON	0	0.00%
ROBERT "BOB" JACKSON	7,025	39.93%
MARCIE HODGE	0	0.00%
TREVA REID	10,577	50.07%
Continuing Ballots Total	17,603	
Blanks	1,665	
Exhausted	1,739	
Overvotes	397	
Remainder Points	0	
Suspended	0	
Non Transferable Total	3,801	


ROBERT "BOB" JACKSON is eliminated because the candidate was not elected in the last round.

TREVA REID is elected because the candidate reached the threshold value.

STATE OF CALIFORNIA }
COUNTY OF ALAMEDA } ss.

I, **TIM DUPUIS**, Registrar of Voters for the County of Alameda, State of California, having canvassed the returns of all votes cast in the **City of Oakland**, at the General Election held on Tuesday, **November 3, 2020**, do hereby certify the following to be a full, true and correct Statement of the Results of all the votes cast, to which this certificate is attached, at said election for each candidate in the **City of Oakland**, for the office of **City Attorney**.

I hereby set my hand and my official seal this **1st** day of **December 2020**.



A handwritten signature in black ink, appearing to read 'Tim Dupuis', written over a horizontal line.

TIM DUPUIS
Registrar of Voters
Alameda County
State of California

RCV Detailed Report

General Election
ALAMEDA COUNTY
November 03, 2020

City Attorney - Oakland (RCV)

Official results

Number of positions to elect is 1.

Tabulation status:

All Positions Filled

Tabulation time:

11/30/2020 4:47:55 PM

Tabulation Options	
RCV method	IRV
Previous rounds evaluation method	None
Elimination type	Single
Votes to include in threshold calculation	Continuing ballots per round
Fixed precision decimals	0
Use previous tie break decision	False
Exclude unresolved write-ins	True
Declare winners by threshold	True
Uses precincts	True
Pause after round	False
Perform elimination transfer in last round	True
Skip overvoted rankings	False
Assign skipped rankings to the set of exhausted ballots	False
Use first round suspension	True
Include disabled candidate rankings in overvote	False

Ties are resolved in accordance with election law.

ALAMEDA COUNTY**Round 1****Threshold: 87,186**

Candidate	Votes	Percentage
BARBARA PARKER	140,705	80.41%
ELI FERRAN	34,166	19.59%
Continuing Ballots Total	174,371	
Blanks	28,304	
Exhausted	0	
Overvotes	628	
Remainder Points	0	
Suspended	1,673	
Non Transferable Total	30,605	


BARBARA PARKER is elected because the candidate reached the threshold value.

ELI FERRAN is eliminated because the candidate was not elected in the last round.

STATE OF CALIFORNIA }
COUNTY OF ALAMEDA } ss.

I, **TIM DUPUIS**, Registrar of Voters for the County of Alameda, State of California, having canvassed the returns of all votes cast in the **City of Oakland**, at the General Election held on Tuesday, **November 3, 2020**, do hereby certify the following to be a full, true and correct Statement of the Results of all the votes cast, to which this certificate is attached, at said election for each candidate in the **City of Oakland**, for the office of **School Board Director, District 1**.

I hereby set my hand and my official seal this **1st** day of **December 2020**.



A handwritten signature in black ink, appearing to read 'Tim Dupuis', written over a horizontal line.

TIM DUPUIS
Registrar of Voters
Alameda County
State of California

RCV Detailed Report

General Election
ALAMEDA COUNTY
November 03, 2020

School Director, Dist. 1 - Oakland (RCV)

Official results

Number of positions to elect is 1.

Tabulation status:

All Positions Filled

Tabulation time:

11/30/2020 4:48:02 PM

Tabulation Options	
RCV method	IRV
Previous rounds evaluation method	None
Elimination type	Single
Votes to include in threshold calculation	Continuing ballots per round
Fixed precision decimals	0
Use previous tie break decision	False
Exclude unresolved write-ins	True
Declare winners by threshold	True
Uses precincts	True
Pause after round	False
Perform elimination transfer in last round	True
Skip overvoted rankings	False
Assign skipped rankings to the set of exhausted ballots	False
Use first round suspension	True
Include disabled candidate rankings in overvote	False

Ties are resolved in accordance with election law.

ALAMEDA COUNTY

Round 1

Threshold: 17,129

Candidate	Votes	Percentage
AUSTIN DANNHAUS	11,585	33.82%
SAM DAVIS	16,340	47.70%
STACY THOMAS	6,384	18.48%
Continuing Ballots Total	34,256	
Blanks	6,497	
Exhausted	0	
Overvotes	60	
Remainder Points	0	
Suspended	193	
Non Transferable Total	6,750	

STACY THOMAS is eliminated because the candidate had the least amount of votes.

STACY THOMAS is eliminated because the candidate had the least amount of votes.

Elimination transfer for candidate STACY THOMAS.

6384 ballots have been transferred in the following manner:

Transferred from	Transferred to	Ballots	Fraction	Votes
STACY THOMAS	AUSTIN DANNHAUS	926	1	926
STACY THOMAS	SAM DAVIS	4594	1	4,594
STACY THOMAS	Exhausted	855	1	855
STACY THOMAS	Overvotes	9	1	9

Elimination transfer for candidate Suspended.

193 ballots have been transferred in the following manner:

Transferred from	Transferred to	Ballots	Fraction	Votes
Suspended	AUSTIN DANNHAUS	70	1	70
Suspended	SAM DAVIS	60	1	60
Suspended	STACY THOMAS	53	1	53
Suspended	Overvotes	10	1	10

Round 2

Threshold: 16,788

Candidate	Votes	Percentage
AUSTIN DANNHAUS	12,581	37.47%
SAM DAVIS	20,894	62.53%
STACY THOMAS	0	0.00%
Continuing Ballots Total	33,575	
Blanks	6,497	
Exhausted	855	
Overvotes	79	
Remainder Points	0	
Suspended	0	
Non Transferable Total	7,431	


AUSTIN DANNHAUS is eliminated because the candidate was not elected in the last round.

SAM DAVIS is elected because the candidate reached the threshold value.

STATE OF CALIFORNIA }
COUNTY OF ALAMEDA } ss.

I, **TIM DUPUIS**, Registrar of Voters for the County of Alameda, State of California, having canvassed the returns of all votes cast in the **City of Oakland**, at the General Election held on Tuesday, **November 3, 2020**, do hereby certify the following to be a full, true and correct Statement of the Results of all the votes cast, to which this certificate is attached, at said election for each candidate in the **City of Oakland**, for the office of **School Board Director, District 3**.

I hereby set my hand and my official seal this **1st** day of **December 2020**.



A handwritten signature in black ink, appearing to read 'Tim Dupuis', with a long horizontal stroke extending to the right.

TIM DUPUIS
Registrar of Voters
Alameda County
State of California

RCV Detailed Report

General Election
ALAMEDA COUNTY
November 03, 2020

School Director, Dist. 3 - Oakland (RCV)

Official results

Number of positions to elect is 1.

Tabulation status:

All Positions Filled

Tabulation time:

11/30/2020 4:48:09 PM

Tabulation Options	
RCV method	IRV
Previous rounds evaluation method	None
Elimination type	Single
Votes to include in threshold calculation	Continuing ballots per round
Fixed precision decimals	0
Use previous tie break decision	False
Exclude unresolved write-ins	True
Declare winners by threshold	True
Uses precincts	True
Pause after round	False
Perform elimination transfer in last round	True
Skip overvoted rankings	False
Assign skipped rankings to the set of exhausted ballots	False
Use first round suspension	True
Include disabled candidate rankings in overvote	False

Ties are resolved in accordance with election law.

ALAMEDA COUNTY**Round 1**

Threshold: 14,175

Candidate	Votes	Percentage
MAIYA EDGERLY	7,661	27.02%
VANCEDRIC WILLIAMS	10,913	38.50%
CHERISSE GASH	5,153	18.18%
MARK HURTY	2,546	8.98%
MAXIMO SANTANA	2,076	7.32%
Continuing Ballots Total	28,349	
Blanks	5,712	
Exhausted	0	
Overvotes	187	
Remainder Points	0	
Suspended	169	
Non Transferable Total	6,068	

MAXIMO SANTANA is eliminated because the candidate had the least amount of votes.

MAXIMO SANTANA is eliminated because the candidate had the least amount of votes.

Elimination transfer for candidate MAXIMO SANTANA.

2095 ballots have been transferred in the following manner:

Transferred from	Transferred to	Ballots	Fraction	Votes
MAXIMO SANTANA	MAIYA EDGERLY	538	1	538
MAXIMO SANTANA	VANCEDRIC WILLIAMS	661	1	661
MAXIMO SANTANA	CHERISSE GASH	233	1	233
MAXIMO SANTANA	MARK HURTY	285	1	285
MAXIMO SANTANA	Exhausted	369	1	369
MAXIMO SANTANA	Overvotes	9	1	9

Elimination transfer for candidate Suspended.

169 ballots have been transferred in the following manner:

Transferred from	Transferred to	Ballots	Fraction	Votes
Suspended	MAIYA EDGERLY	48	1	48
Suspended	VANCEDRIC WILLIAMS	35	1	35
Suspended	CHERISSE GASH	17	1	17
Suspended	MARK HURTY	15	1	15
Suspended	MAXIMO SANTANA	19	1	19
Suspended	Overvotes	35	1	35

Round 2

Threshold: 14,053

Candidate	Votes	Percentage
MAIYA EDGERLY	8,247	29.34%
VANCEDRIC WILLIAMS	11,609	41.31%
CHERISSE GASH	5,403	19.22%
MARK HURTY	2,846	10.13%
MAXIMO SANTANA	0	0.00%
Continuing Ballots Total	28,105	
Blanks	5,712	
Exhausted	369	
Overvotes	231	
Remainder Points	0	
Suspended	0	
Non Transferable Total	6,312	

MARK HURTY is eliminated because the candidate had the least amount of votes.

Elimination transfer for candidate MARK HURTY.

2846 ballots have been transferred in the following manner:

Transferred from	Transferred to	Ballots	Fraction	Votes
MARK HURTY	MAIYA EDGERLY	1263	1	1,263
MARK HURTY	VANCEDRIC WILLIAMS	594	1	594
MARK HURTY	CHERISSE GASH	348	1	348
MARK HURTY	Exhausted	626	1	626
MARK HURTY	Overvotes	15	1	15

Round 3

Threshold: 13,733

Candidate	Votes	Percentage
MAIYA EDGERLY	9,510	34.63%
VANCEDRIC WILLIAMS	12,203	44.43%
CHERISSE GASH	5,751	20.94%
MARK HURTY	0	0.00%
MAXIMO SANTANA	0	0.00%
Continuing Ballots Total	27,464	
Blanks	5,712	
Exhausted	995	
Overvotes	246	
Remainder Points	0	
Suspended	0	
Non Transferable Total	6,953	

CHERISSE GASH is eliminated because the candidate had the least amount of votes.

Elimination transfer for candidate CHERISSE GASH.

5751 ballots have been transferred in the following manner:

Transferred from	Transferred to	Ballots	Fraction	Votes
CHERISSE GASH	MAIYA EDGERLY	906	1	906
CHERISSE GASH	VANCEDRIC WILLIAMS	4171	1	4,171
CHERISSE GASH	Exhausted	659	1	659
CHERISSE GASH	Overvotes	15	1	15

Round 4**Threshold: 13,396**

Candidate	Votes	Percentage
MAIYA EDGERLY	10,416	38.85%
VANCEDRIC WILLIAMS	15,274	51.12%
CHERISSE GASH	0	0.00%
MARK HURTY	0	0.00%
MAXIMO SANTANA	0	0.00%
Continuing Ballots Total	26,790	
Blanks	5,712	
Exhausted	1,654	
Overvotes	261	
Remainder Points	0	
Suspended	0	
Non Transferable Total	7,627	


MAIYA EDGERLY is eliminated because the candidate was not elected in the last round.

VANCEDRIC WILLIAMS is elected because the candidate reached the threshold value.

STATE OF CALIFORNIA }
COUNTY OF ALAMEDA } ss.

I, **TIM DUPUIS**, Registrar of Voters for the County of Alameda, State of California, having canvassed the returns of all votes cast in the **City of Oakland**, at the General Election held on Tuesday, **November 3, 2020**, do hereby certify the following to be a full, true and correct Statement of the Results of all the votes cast, to which this certificate is attached, at said election for each candidate in the **City of Oakland**, for the office of **School Board Director, District 5**.

I hereby set my hand and my official seal this **1st** day of **December 2020**.



A handwritten signature in black ink, appearing to read 'Tim Dupuis', written over a horizontal line.

TIM DUPUIS
Registrar of Voters
Alameda County
State of California

RCV Detailed Report

General Election
ALAMEDA COUNTY
November 03, 2020

School Director, Dist. 5 - Oakland (RCV)

Official results

Number of positions to elect is 1.

Tabulation status:

All Positions Filled

Tabulation time:

11/30/2020 4:48:19 PM

Tabulation Options	
RCV method	IRV
Previous rounds evaluation method	None
Elimination type	Single
Votes to include in threshold calculation	Continuing ballots per round
Fixed precision decimals	0
Use previous tie break decision	False
Exclude unresolved write-ins	True
Declare winners by threshold	True
Uses precincts	True
Pause after round	False
Perform elimination transfer in last round	True
Skip overvoted rankings	False
Assign skipped rankings to the set of exhausted ballots	False
Use first round suspension	True
Include disabled candidate rankings in overvote	False

Ties are resolved in accordance with election law.

ALAMEDA COUNTY**Round 1****Threshold: 8,459**

Candidate	Votes	Percentage
MIKE HUTCHINSON	6,869	40.61%
LEROY ROCHES GAINES	5,168	30.55%
SHEILA POPE-LAWRENCE	2,982	17.63%
JORGE C. LERMA	1,897	11.21%
Continuing Ballots Total	16,916	
Blanks	2,558	
Exhausted	0	
Overvotes	128	
Remainder Points	0	
Suspended	175	
Non Transferable Total	2,861	

JORGE C. LERMA is eliminated because the candidate had the least amount of votes.

JORGE C. LERMA is eliminated because the candidate had the least amount of votes.

Elimination transfer for candidate JORGE C. LERMA.

1917 ballots have been transferred in the following manner:

Transferred from	Transferred to	Ballots	Fraction	Votes
JORGE C. LERMA	MIKE HUTCHINSON	540	1	540
JORGE C. LERMA	LEROY ROCHES GAINES	367	1	367
JORGE C. LERMA	SHEILA POPE-LAWRENCE	596	1	596
JORGE C. LERMA	Exhausted	402	1	402
JORGE C. LERMA	Overvotes	12	1	12

Elimination transfer for candidate Suspended.

175 ballots have been transferred in the following manner:

Transferred from	Transferred to	Ballots	Fraction	Votes
Suspended	MIKE HUTCHINSON	40	1	40
Suspended	LEROY ROCHES GAINES	43	1	43
Suspended	SHEILA POPE-LAWRENCE	43	1	43
Suspended	JORGE C. LERMA	20	1	20
Suspended	Overvotes	29	1	29

Round 2**Threshold: 8,325**

Candidate	Votes	Percentage
MIKE HUTCHINSON	7,449	44.74%
LEROY ROCHES GAINES	5,578	33.51%
SHEILA POPE-LAWRENCE	3,621	21.75%
JORGE C. LERMA	0	0.00%
Continuing Ballots Total	16,648	
Blanks	2,558	
Exhausted	402	
Overvotes	169	
Remainder Points	0	
Suspended	0	
Non Transferable Total	3,129	

SHEILA POPE-LAWRENCE is eliminated because the candidate had the least amount of votes.

Elimination transfer for candidate SHEILA POPE-LAWRENCE.

3621 ballots have been transferred in the following manner:

Transferred from	Transferred to	Ballots	Fraction	Votes
SHEILA POPE-LAWRENCE	MIKE HUTCHINSON	1584	1	1,584
SHEILA POPE-LAWRENCE	LEROY ROCHES GAINES	1368	1	1,368
SHEILA POPE-LAWRENCE	Exhausted	651	1	651
SHEILA POPE-LAWRENCE	Overvotes	18	1	18

Round 3**Threshold: 7,990**

Candidate	Votes	Percentage
MIKE HUTCHINSON	9,033	56.53%
LEROY ROCHES GAINES	6,946	43.47%
SHEILA POPE-LAWRENCE	0	0.00%
JORGE C. LERMA	0	0.00%
Continuing Ballots Total	15,979	
Blanks	2,558	
Exhausted	1,053	
Overvotes	187	
Remainder Points	0	
Suspended	0	
Non Transferable Total	3,798	


MIKE HUTCHINSON is elected because the candidate reached the threshold value.

LEROY ROCHES GAINES is eliminated because the candidate was not elected in the last round.

STATE OF CALIFORNIA }
COUNTY OF ALAMEDA } ss.

I, **TIM DUPUIS**, Registrar of Voters for the County of Alameda, State of California, having canvassed the returns of all votes cast in the **City of Oakland**, at the General Election held on Tuesday, **November 3, 2020**, do hereby certify the following to be a full, true and correct Statement of the Results of all the votes cast, to which this certificate is attached, at said election for each candidate in the **City of Oakland**, for the office of **School Board Director, District 7**.

I hereby set my hand and my official seal this **1st day of December 2020**.



A handwritten signature in black ink, appearing to read 'Tim Dupuis', written over a horizontal line.

TIM DUPUIS
Registrar of Voters
Alameda County
State of California

RCV Detailed Report

General Election
ALAMEDA COUNTY
November 03, 2020

School Director, Dist. 7 - Oakland (RCV)

Official results

Number of positions to elect is 1.

Tabulation status:

All Positions Filled

Tabulation time:

11/30/2020 4:48:26 PM

Tabulation Options	
RCV method	IRV
Previous rounds evaluation method	None
Elimination type	Single
Votes to include in threshold calculation	Continuing ballots per round
Fixed precision decimals	0
Use previous tie break decision	False
Exclude unresolved write-ins	True
Declare winners by threshold	True
Uses precincts	True
Pause after round	False
Perform elimination transfer in last round	True
Skip overvoted rankings	False
Assign skipped rankings to the set of exhausted ballots	False
Use first round suspension	True
Include disabled candidate rankings in overvote	False

Ties are resolved in accordance with election law.

ALAMEDA COUNTY**Round 1****Threshold: 9,014**

Candidate	Votes	Percentage
VICTOR JAVIER VALERIO	2,133	11.83%
BRONCHÉ TAYLOR	2,242	12.44%
BEN "COACH" TAPSCOTT	4,609	25.57%
CLIFFORD THOMPSON	5,397	29.94%
KRISTINA MOLINA	3,645	20.22%
Continuing Ballots Total	18,026	
Blanks	2,254	
Exhausted	0	
Overvotes	213	
Remainder Points	0	
Suspended	255	
Non Transferable Total	2,722	

VICTOR JAVIER VALERIO is eliminated because the candidate had the least amount of votes.

VICTOR JAVIER VALERIO is eliminated because the candidate had the least amount of votes.

Elimination transfer for candidate VICTOR JAVIER VALERIO.

2203 ballots have been transferred in the following manner:

Transferred from	Transferred to	Ballots	Fraction	Votes
VICTOR JAVIER VALERIO	BRONCHÉ TAYLOR	518	1	518
VICTOR JAVIER VALERIO	BEN "COACH" TAPSCOTT	343	1	343
VICTOR JAVIER VALERIO	CLIFFORD THOMPSON	224	1	224
VICTOR JAVIER VALERIO	KRISTINA MOLINA	588	1	588
VICTOR JAVIER VALERIO	Exhausted	492	1	492
VICTOR JAVIER VALERIO	Overvotes	38	1	38

Elimination transfer for candidate Suspended.

255 ballots have been transferred in the following manner:

Transferred from	Transferred to	Ballots	Fraction	Votes
Suspended	VICTOR JAVIER VALERIO	70	1	70
Suspended	BRONCHÉ TAYLOR	24	1	24
Suspended	BEN "COACH" TAPSCOTT	27	1	27
Suspended	CLIFFORD THOMPSON	46	1	46
Suspended	KRISTINA MOLINA	54	1	54
Suspended	Overvotes	34	1	34

Round 2**Threshold: 8,859**

Candidate	Votes	Percentage
VICTOR JAVIER VALERIO	0	0.00%
BRONCHÉ TAYLOR	2,784	15.71%
BEN "COACH" TAPSCOTT	4,979	28.10%
CLIFFORD THOMPSON	5,667	31.99%
KRISTINA MOLINA	4,287	24.20%
Continuing Ballots Total	17,717	
Blanks	2,254	
Exhausted	492	
Overvotes	285	
Remainder Points	0	
Suspended	0	
Non Transferable Total	3,031	

BRONCHÉ TAYLOR is eliminated because the candidate had the least amount of votes.

Elimination transfer for candidate BRONCHÉ TAYLOR.

2784 ballots have been transferred in the following manner:

Transferred from	Transferred to	Ballots	Fraction	Votes
BRONCHÉ TAYLOR	BEN "COACH" TAPSCOTT	1073	1	1,073
BRONCHÉ TAYLOR	CLIFFORD THOMPSON	853	1	853
BRONCHÉ TAYLOR	KRISTINA MOLINA	452	1	452
BRONCHÉ TAYLOR	Exhausted	371	1	371
BRONCHÉ TAYLOR	Overvotes	35	1	35

Round 3**Threshold: 8,656**

Candidate	Votes	Percentage
VICTOR JAVIER VALERIO	0	0.00%
BRONCHÉ TAYLOR	0	0.00%
BEN "COACH" TAPSCOTT	6,052	34.96%
CLIFFORD THOMPSON	6,520	37.66%
KRISTINA MOLINA	4,739	27.38%
Continuing Ballots Total	17,311	
Blanks	2,254	
Exhausted	863	
Overvotes	320	
Remainder Points	0	
Suspended	0	
Non Transferable Total	3,437	

KRISTINA MOLINA is eliminated because the candidate had the least amount of votes.

Elimination transfer for candidate KRISTINA MOLINA.

4739 ballots have been transferred in the following manner:

Transferred from	Transferred to	Ballots	Fraction	Votes
KRISTINA MOLINA	BEN "COACH" TAPSCOTT	1479	1	1,479
KRISTINA MOLINA	CLIFFORD THOMPSON	2083	1	2,083
KRISTINA MOLINA	Exhausted	1150	1	1,150
KRISTINA MOLINA	Overvotes	27	1	27

Round 4**Threshold: 8,068**

Candidate	Votes	Percentage
VICTOR JAVIER VALERIO	0	0.00%
BRONCHÉ TAYLOR	0	0.00%
BEN "COACH" TAPSCOTT	7,581	46.68%
CLIFFORD THOMPSON	8,068	48.72%
KRISTINA MOLINA	0	0.00%
Continuing Ballots Total	16,134	
Blanks	2,254	
Exhausted	2,013	
Overvotes	347	
Remainder Points	0	
Suspended	0	
Non Transferable Total	4,614	


BEN "COACH" TAPSCOTT is eliminated because the candidate was not elected in the last round.

CLIFFORD THOMPSON is elected because the candidate reached the threshold value.

STATE OF CALIFORNIA }
COUNTY OF ALAMEDA } ss.

I, **TIM DUPUIS**, Registrar of Voters for the County of Alameda, State of California, having canvassed the returns of all votes cast in the **City of Oakland** at the General Election held on Tuesday, **November 3, 2020**, do hereby certify the following to be a full, true and correct Statement of the Results of all the votes cast, to which this certificate is attached, at said election for and against **Measure QQ**.

I hereby set my hand and my official seal this **1st** day of **December 2020**.




A handwritten signature in black ink, appearing to read "Tim Dupuis", written over a horizontal line.

TIM DUPUIS
Registrar of Voters
Alameda County
State of California

STATE OF CALIFORNIA }
COUNTY OF ALAMEDA } ss.

I, **TIM DUPUIS**, Registrar of Voters for the County of Alameda, State of California, having canvassed the returns of all votes cast in the **City of Oakland** at the General Election held on Tuesday, **November 3, 2020**, do hereby certify the following to be a full, true and correct Statement of the Results of all the votes cast, to which this certificate is attached, at said election for and against **Measure RR**.

I hereby set my hand and my official seal this **1st** day of **December 2020**.




A handwritten signature in black ink, appearing to read "Tim Dupuis".

TIM DUPUIS
Registrar of Voters
Alameda County
State of California

STATE OF CALIFORNIA }
COUNTY OF ALAMEDA } ss.

I, **TIM DUPUIS**, Registrar of Voters for the County of Alameda, State of California, having canvassed the returns of all votes cast in the **City of Oakland** at the General Election held on Tuesday, **November 3, 2020**, do hereby certify the following to be a full, true and correct Statement of the Results of all the votes cast, to which this certificate is attached, at said election for and against **Measure S1**.

I hereby set my hand and my official seal this **1st** day of **December 2020**.



A handwritten signature in black ink, appearing to read 'Tim Dupuis', written over a horizontal line.

TIM DUPUIS
Registrar of Voters
Alameda County
State of California

1 Measure QQ - City of Oakland

		Registered Voters	Voters Cast	Turnout (%)	YES	NO	Write-Ins	Over Votes	Under Votes
213100	Total	4506	3972	88.15 %	1939	1780			253
213600	Total	2459	2212	89.96 %	1165	916			131
214100	Total	2629	2374	90.30 %	1199	1047		1	127
214400	Total	3778	3409	90.23 %	1946	1280			183
214500	Total	2332	2041	87.52 %	1265	625			151
215200	Total	2575	2255	87.57 %	1595	533			127
215500	Total	2720	2388	87.79 %	1591	650			147
215700	Total	4420	3651	82.60 %	2736	754			161
215900	Total	1005	779	77.51 %	582	152		1	44
223010	Total	4077	3605	88.42 %	2588	840			177
224000	Total	4558	4090	89.73 %	2179	1667		1	243
224200	Total	1395	1253	89.82 %	777	414			62
224300	Total	205	177	86.34 %	135	30			12
224420	Total	70	56	80.00 %	29	23			4
224500	Total	3231	2847	88.12 %	1847	852			148
224700	Total	1681	1456	86.62 %	962	423			71
225300	Total	3714	3262	87.83 %	2188	850			224
225710	Total	3029	2613	86.27 %	1747	708			158
225900	Total	3003	2627	87.48 %	1723	758			146
244300	Total	3844	3440	89.49 %	1800	1427			213
244400	Total	4953	4439	89.62 %	2406	1757			276
244900	Total	619	560	90.47 %	286	243			31
245100	Total	2010	1789	89.00 %	1010	695		1	83
245300	Total	1423	1275	89.60 %	604	589		1	81
310000	Total	3988	3193	80.07 %	2255	757			181
310400	Total	4999	4143	82.88 %	3099	793			251
311200	Total	3882	3167	81.58 %	2369	617			181
311400	Total	4659	3620	77.70 %	2644	767		2	207
323200	Total	3307	2843	85.97 %	1967	682		1	193
323400	Total	0	0						
325300	Total	4487	3722	82.95 %	2616	873		1	232
325400	Total	3290	2782	84.56 %	1929	675		1	177
325500	Total	3152	2741	86.96 %	1911	632			198
333200	Total	4451	3684	82.77 %	2535	903		1	245
333210	Total	650	497	76.46 %	279	166			52
333300	Total	89	73	82.02 %	48	22			3
333410	Total	1862	1591	85.45 %	956	523			112
333420	Total	4	9	225.00 %	6				3
333800	Total	3213	2578	80.24 %	1737	681			160
333900	Total	3994	2802	70.16 %	1564	983		1	254
334000	Total	4987	3435	68.88 %	2184	1026			225
334510	Total	4	5	125.00 %	3	2			
334800	Total	3476	2543	73.16 %	1628	748		1	166
335200	Total	1038	713	68.69 %	533	144			36
335300	Total	4782	3775	78.94 %	2713	825		1	236
335400	Total	4631	3148	67.98 %	2312	639			197
336100	Total	4784	3122	65.26 %	2165	757			200
336200	Total	4335	3310	76.36 %	2372	751			187
336710	Total	3734	2632	70.49 %	1879	607		2	144
336810	Total	57	47	82.46 %	32	13			2

1 Measure QQ - City of Oakland

		Registered Voters	Voters Cast	Turnout (%)	YES	NO	Write-Ins	Over Votes	Under Votes
336900	Total	966	772	79.92 %	486	225			61
336910	Total	702	605	86.18 %	378	189			38
337100	Total	1588	1089	68.58 %	710	289		1	89
344000	Total	2529	1949	77.07 %	1196	651			102
344020	Total	142	114	80.28 %	77	32			5
344100	Total	751	549	73.10 %	356	160			33
344500	Total	2421	2071	85.54 %	1351	619			101
344700	Total	1633	1456	89.16 %	853	546		1	56
344900	Total	3582	3032	84.65 %	1861	1026			145
345100	Total	3960	3288	83.03 %	2079	1046			163
345310	Total	3356	2731	81.38 %	1748	847			136
345900	Total	1395	1186	85.02 %	628	476			80
347110	Total	593	397	66.95 %	268	118			11
347210	Total	352	230	65.34 %	128	89			13
347300	Total	2679	1965	73.35 %	1324	527		1	113
353310	Total	5152	4113	79.83 %	2837	1028		1	247
353800	Total	700	529	75.57 %	347	154			28
354100	Total	3546	2662	75.07 %	1727	764		1	170
354300	Total	4571	3036	66.42 %	1818	1029			189
354700	Total	4910	3369	68.62 %	2165	970			234
354910	Total	4179	2899	69.37 %	1829	901			169
355210	Total	434	299	68.89 %	190	90			19
356000	Total	4374	3259	74.51 %	2038	1038			183
356210	Total	2637	1850	70.53 %	1269	497			94
361000	Total	1701	1143	67.20 %	727	360			56
361200	Total	2253	1386	61.52 %	869	431			86
361300	Total	796	496	62.31 %	343	126		1	26
361500	Total	4628	2865	61.91 %	1865	854		1	145
362200	Total	2433	1568	64.45 %	1002	477			89
362510	Total	4351	2840	65.27 %	1744	943		1	152
362600	Total	4462	3639	81.56 %	2354	1117		3	165
363000	Total	4160	2699	64.88 %	1723	827			149
364020	Total	12	10	83.33 %	3	7			
364200	Total	1341	1175	87.62 %	541	572			62
364400	Total	3203	2723	85.01 %	1466	1114			143
364510	Total	939	835	88.92 %	430	361			44
364800	Total	4539	3433	75.63 %	2162	1099			172
373000	Total	0	1						1
373010	Total	0	0						
373030	Total	0	0						
373500	Total	3747	2332	62.24 %	1402	808		1	121
400100	Total	754	661	87.67 %	332	281			48
400200	Total	2465	2117	85.88 %	1146	839			132
400900	Total	3624	3072	84.77 %	1695	1203			174
410110	Total	4933	3064	62.11 %	2031	879			154
410600	Total	4355	2991	68.68 %	1842	989			160
410700	Total	4303	3061	71.14 %	1986	941			134
415500	Total	1137	717	63.06 %	444	225			48
415800	Total	3655	2401	65.69 %	1519	762			120
416220	Total	0	0						

1 Measure QQ - City of Oakland

	Registered Voters	Voters Cast	Turnout (%)	YES	NO	Write-Ins	Over Votes	Under Votes
Total - Election Day	263034	0	0.00 %					
Total - Election Night	263034	12492	4.75 %	7280	3787		3	1422
Total - Vote by Mail	263034	192942	73.35 %	124044	58340		25	10533
Contest Total	263034	205434	78.10 %	131324	62127		28	11955

1 Measure RR - City of Oakland

		Registered Voters	Voters Cast	Turnout (%)	YES	NO	Write-ins	Over Votes	Under Votes
213100	Total	4506	3972	88.15 %	2068	1517		1	386
213600	Total	2459	2212	89.96 %	1144	857			211
214100	Total	2629	2374	90.30 %	1282	883		1	208
214400	Total	3778	3409	90.23 %	2016	1075		2	316
214500	Total	2332	2041	87.52 %	1243	565			233
215200	Total	2575	2255	87.57 %	1348	680			227
215500	Total	2720	2388	87.79 %	1503	651			234
215700	Total	4420	3651	82.60 %	2100	1227			324
215900	Total	1005	779	77.51 %	455	244			80
223010	Total	4077	3605	88.42 %	2144	1108		2	351
224000	Total	4558	4090	89.73 %	2280	1413		1	396
224200	Total	1395	1253	89.82 %	773	361			119
224300	Total	205	177	86.34 %	98	54			25
224420	Total	70	56	80.00 %	23	27			6
224500	Total	3231	2847	88.12 %	1732	865		1	249
224700	Total	1681	1456	86.62 %	823	503			130
225300	Total	3714	3262	87.83 %	1871	1008		1	382
225710	Total	3029	2613	86.27 %	1411	911		1	290
225900	Total	3003	2627	87.48 %	1537	839			251
244300	Total	3844	3440	89.49 %	1873	1249			318
244400	Total	4953	4439	89.62 %	2382	1625		2	430
244900	Total	619	560	90.47 %	312	200			48
245100	Total	2010	1789	89.00 %	983	665			141
245300	Total	1423	1275	89.60 %	648	501			126
310000	Total	3988	3193	80.07 %	1734	1152			307
310400	Total	4999	4143	82.88 %	2280	1415			448
311200	Total	3882	3167	81.58 %	1799	1049			319
311400	Total	4659	3620	77.70 %	2074	1226		3	317
323200	Total	3307	2843	85.97 %	1508	1024			311
323400	Total	0	0						
325300	Total	4487	3722	82.95 %	2101	1244		1	376
325400	Total	3290	2782	84.56 %	1547	942		3	290
325500	Total	3152	2741	86.96 %	1618	799		2	322
333200	Total	4451	3684	82.77 %	2160	1167			357
333210	Total	650	497	76.46 %	252	164			81
333300	Total	89	73	82.02 %	24	44			5
333410	Total	1862	1591	85.45 %	838	600		1	152
333420	Total	4	9	225.00 %	4	2			3
333800	Total	3213	2578	80.24 %	1317	997			264
333900	Total	3994	2802	70.16 %	1253	1192			357
334000	Total	4987	3435	68.88 %	1603	1472		2	358
334510	Total	4	5	125.00 %	1	4			
334800	Total	3476	2543	73.16 %	1272	1010		1	260
335200	Total	1038	713	68.69 %	364	283			66
335300	Total	4782	3775	78.94 %	2068	1331		1	375
335400	Total	4631	3148	67.98 %	1558	1270			320
336100	Total	4784	3122	65.26 %	1647	1135		2	338
336200	Total	4335	3310	76.36 %	1840	1173			297
336710	Total	3734	2632	70.49 %	1413	963		2	254
336810	Total	57	47	82.46 %	27	16			4

1 Measure RR - City of Oakland

		Registered Voters	Voters Cast	Turnout (%)	YES	NO	Write-Ins	Over Votes	Under Votes
336900	Total	966	772	79.92 %	430	250			92
336910	Total	702	605	86.18 %	336	206			63
337100	Total	1588	1089	68.58 %	572	390			127
344000	Total	2529	1949	77.07 %	928	853			168
344020	Total	142	114	80.28 %	46	57			11
344100	Total	751	549	73.10 %	270	228		2	49
344500	Total	2421	2071	85.54 %	1107	773		2	189
344700	Total	1833	1456	89.16 %	832	524			100
344900	Total	3582	3032	84.65 %	1592	1183			257
345100	Total	3960	3288	83.03 %	1660	1342			286
345310	Total	3356	2731	81.38 %	1265	1217		2	247
345900	Total	1395	1186	85.02 %	571	490			125
347110	Total	593	397	66.95 %	215	161			21
347210	Total	352	230	65.34 %	111	97			22
347300	Total	2679	1965	73.35 %	1020	770		1	174
353310	Total	5152	4113	79.83 %	2066	1619			428
353800	Total	700	529	75.57 %	255	235			39
354100	Total	3546	2662	75.07 %	1374	1026		3	259
354300	Total	4571	3036	66.42 %	1400	1325			311
354700	Total	4910	3369	68.62 %	1663	1368			338
354910	Total	4179	2899	69.37 %	1527	1114			258
355210	Total	434	299	68.89 %	156	120			23
356000	Total	4374	3259	74.51 %	1606	1354		1	298
356210	Total	2637	1860	70.53 %	989	718		1	152
361000	Total	1701	1143	67.20 %	537	503			103
361200	Total	2253	1386	61.52 %	726	533			125
361300	Total	796	496	62.31 %	250	211		1	34
361500	Total	4628	2865	61.91 %	1480	1178		3	204
362200	Total	2433	1568	64.45 %	724	711		1	132
362510	Total	4351	2840	65.27 %	1354	1241		2	243
362600	Total	4462	3639	81.56 %	1959	1385			295
363000	Total	4160	2699	64.88 %	1273	1201			225
364020	Total	12	10	83.33 %	2	8			
364200	Total	1341	1175	87.62 %	556	497			122
364400	Total	3203	2723	85.01 %	1226	1256			241
364510	Total	939	835	88.92 %	354	406			75
364800	Total	4539	3433	75.63 %	1703	1447		1	282
373000	Total	0	1						1
373010	Total	0	0						
373030	Total	0	0						
373500	Total	3747	2332	62.24 %	1143	1012		1	176
400100	Total	754	661	87.67 %	325	263			73
400200	Total	2465	2117	85.88 %	947	984		1	185
400900	Total	3624	3072	84.77 %	1419	1397		1	255
410110	Total	4933	3064	62.11 %	1601	1228			235
410600	Total	4355	2991	68.68 %	1505	1255			231
410700	Total	4303	3061	71.14 %	1560	1282			219
415500	Total	1137	717	63.06 %	353	297			67
415800	Total	3655	2401	65.69 %	1158	1058			185
416220	Total	0	0						

1 Measure RR - City of Oakland

	Registered Voters	Voters Cast	Turnout (%)	YES	NO	Write-Ins	Over Votes	Under Votes
Total - Election Day	263034	0	0.00 %					
Total - Election Night	263034	12492	4.75 %	5535	5067		4	1886
Total - Vote by Mail	263034	192942	73.35 %	102964	72408		49	17521
Contest Total	263034	205434	78.10 %	108499	77475		53	19407

1 Measure S1 - City of Oakland

		Registered Voters	Voters Cast	Turnout (%)	YES	NO	Write-Ins	Over Votes	Under Votes
213100	Total	4506	3972	88.15 %	2656	984			332
213600	Total	2459	2212	89.96 %	1506	520			186
214100	Total	2629	2374	90.30 %	1590	618			166
214400	Total	3778	3409	90.23 %	2440	716		3	250
214500	Total	2332	2041	87.52 %	1499	331			211
215200	Total	2575	2255	87.57 %	1793	301		1	160
215500	Total	2720	2388	87.79 %	1857	340		1	190
215700	Total	4420	3651	82.60 %	3023	385			243
215900	Total	1005	779	77.51 %	634	89			56
223010	Total	4077	3605	88.42 %	2947	429		1	228
224000	Total	4558	4090	89.73 %	2836	924		2	328
224200	Total	1395	1253	89.82 %	942	215			96
224300	Total	205	177	86.34 %	142	17			18
224420	Total	70	56	80.00 %	41	10			5
224500	Total	3231	2847	88.12 %	2181	474			192
224700	Total	1681	1456	86.62 %	1083	273			100
225300	Total	3714	3262	87.83 %	2568	404		1	289
225710	Total	3029	2613	86.27 %	2057	353		1	202
225900	Total	3003	2627	87.48 %	2013	414			200
244300	Total	3844	3440	89.49 %	2268	894		1	277
244400	Total	4953	4439	89.62 %	3008	1024		2	405
244900	Total	619	560	90.47 %	382	144			34
245100	Total	2010	1789	89.00 %	1271	393			125
245300	Total	1423	1275	89.60 %	812	357			106
310000	Total	3988	3193	80.07 %	2561	408			226
310400	Total	4999	4143	82.88 %	3400	408			335
311200	Total	3882	3167	81.58 %	2566	363			238
311400	Total	4659	3620	77.70 %	2998	381			241
323200	Total	3307	2843	85.97 %	2186	426		1	230
323400	Total	0	0						
325300	Total	4487	3722	82.95 %	3034	398		1	289
325400	Total	3290	2782	84.56 %	2245	305			232
325500	Total	3152	2741	86.96 %	2202	301			238
333200	Total	4451	3684	82.77 %	2947	458			279
333210	Total	650	497	76.46 %	334	88			75
333300	Total	89	73	82.02 %	62	7			4
333410	Total	1862	1591	85.45 %	1212	244			135
333420	Total	4	9	225.00 %	5	1			3
333800	Total	3213	2578	80.24 %	2006	358			214
333900	Total	3994	2802	70.16 %	1913	575			314
334000	Total	4987	3435	68.88 %	2540	603			292
334510	Total	4	5	125.00 %	5				
334800	Total	3476	2543	73.16 %	1872	461			210
335200	Total	1038	713	68.69 %	573	92			48
335300	Total	4782	3775	78.94 %	3044	422		3	306
335400	Total	4631	3148	67.98 %	2490	422			236
336100	Total	4784	3122	65.26 %	2399	466			257
336200	Total	4335	3310	76.36 %	2650	434			226
336710	Total	3734	2632	70.49 %	2056	381			195
336810	Total	57	47	82.46 %	32	12			3

1 Measure S1 - City of Oakland

		Registered Voters	Voters Cast	Turnout (%)	YES	NO	Write-Ins	Over Votes	Under Votes
336900	Total	966	772	79.92 %	580	117			75
336910	Total	702	605	86.18 %	451	107			47
337100	Total	1588	1089	68.58 %	813	170			106
344000	Total	2529	1949	77.07 %	1451	369			129
344020	Total	142	114	80.28 %	92	18			4
344100	Total	751	549	73.10 %	397	111		2	39
344500	Total	2421	2071	85.54 %	1546	375			150
344700	Total	1633	1456	89.16 %	1091	288			77
344900	Total	3582	3032	84.65 %	2182	644		1	205
345100	Total	3960	3288	83.03 %	2460	606		1	221
345310	Total	3356	2731	81.38 %	2018	510		2	201
345900	Total	1395	1186	85.02 %	772	311			103
347110	Total	593	397	66.95 %	294	78		1	24
347210	Total	352	230	65.34 %	165	48			17
347300	Total	2679	1965	73.35 %	1514	334			117
353310	Total	5152	4113	79.83 %	3176	632		1	304
353800	Total	700	529	75.57 %	407	82			40
354100	Total	3546	2662	75.07 %	1975	478		2	207
354300	Total	4571	3036	66.42 %	2139	659			238
354700	Total	4910	3369	68.62 %	2481	596			292
354910	Total	4179	2899	69.37 %	2106	577			216
355210	Total	434	299	68.89 %	208	67			24
356000	Total	4374	3259	74.51 %	2394	639			226
356210	Total	2637	1860	70.53 %	1428	314		2	118
361000	Total	1701	1143	67.20 %	867	203			73
361200	Total	2253	1386	61.52 %	1038	247			101
361300	Total	796	496	62.31 %	385	76		1	34
361500	Total	4628	2865	61.91 %	2143	551		2	169
362200	Total	2433	1568	64.45 %	1149	311			108
362510	Total	4351	2840	65.27 %	2125	512			203
362600	Total	4462	3639	81.56 %	2802	595			242
363000	Total	4160	2699	64.88 %	2016	493			190
364020	Total	12	10	83.33 %	1	7			2
364200	Total	1341	1175	87.62 %	692	379		1	103
364400	Total	3203	2723	85.01 %	1882	631		1	209
364510	Total	939	835	88.92 %	573	204			58
364800	Total	4539	3433	75.63 %	2557	655			221
373000	Total	0	1						1
373010	Total	0	0						
373030	Total	0	0						
373500	Total	3747	2332	62.24 %	1712	481		1	138
400100	Total	754	661	87.67 %	414	183			64
400200	Total	2465	2117	85.88 %	1462	486		1	168
400900	Total	3624	3072	84.77 %	2177	683			212
410110	Total	4933	3064	62.11 %	2354	499			211
410600	Total	4355	2991	68.68 %	2242	546			203
410700	Total	4303	3061	71.14 %	2327	548			186
415500	Total	1137	717	63.06 %	533	123			61
415800	Total	3655	2401	65.69 %	1844	402			155
416220	Total	0	0						


1 Measure S1 - City of Oakland

	Registered Voters	Voters Cast	Turnout (%)	YES	NO	Write-ins	Over Votes	Under Votes
Total - Election Day	263034	0	0.00 %					
Total - Election Night	263034	12492	4.75 %	8314	2551		2	1625
Total - Vote by Mail	263034	192842	73.35 %	146000	33015		35	13892
Contest Total	263034	205434	78.10 %	154314	35566		37	15517

General Election (Certified Final Results) - November 03, 2020

Last Updated: Tuesday, December 01, 2020; 1:20 PM

▼ FILTER ↑ COLLAPSE ALL ↓ EXPAND ALL

ELECTION RESULTS MAP  ([HTTP://ELECTIONMAPS.ACGOV.ORG](http://electionmaps.acgov.org))

Registration & Turnout

Federal

State

Judicial

School

County

City

Districts

Measures

Measure V - Alameda County

Measure W - Alameda County

Bond Measure X - Alameda County Fire Dept.

Bond Measure Y - Oakland USD

Measure Z - City of Alameda

Measure AA - City of Alameda

Measure BB - City of Albany

Measure CC - City of Albany

Measure DD - City of Albany

Measure EE - City of Albany

Measure FF - City of Berkeley

Measure GG - City of Berkeley

Measure HH - City of Berkeley			
Measure II - City of Berkeley			
Measure JJ - City of Berkeley			
Measure KK - City of Berkeley			
Measure LL - City of Berkeley			
Measure MM - City of Berkeley			
Measure NN - City of Hayward			
Measure OO - City of Hayward			
Measure PP - City of Newark			
Measure QQ - City of Oakland			
100 of 100 Precincts Reported(100.00%) Needs 50% + 1 Yes votes to pass Vote for One (1) Only			
Contest		Votes	Percentage
Yes		131,324	67.88 %
No		62,127	32.12 %
⬅ Back to Top			
Measure RR - City of Oakland			
100 of 100 Precincts Reported(100.00%) Needs 50% + 1 Yes votes to pass Vote for One (1) Only			
Contest		Votes	Percentage
Yes		108,499	58.34 %
No		77,475	41.66 %
⬅ Back to Top			
Measure S1 - City of Oakland			
100 of 100 Precincts Reported(100.00%) Needs 50% + 1 Yes votes to pass Vote for One (1) Only			
Contest		Votes	Percentage
Yes		154,314	81.27 %
No		35,566	18.73 %
⬅ Back to Top			
Measure TT - City of Piedmont			
Bond Measure UU - City of Piedmont			
Measure VV - City of San Leandro			
Measure WW - City of Union City			
Bond Measure XX - Washington Township Healthcare Dist.			

1 Member, City Council, At-Large - Oakland (RCV)

		Registered Voters	Voters Cast	Turnout (%)	DERRECK B. JOHNSON	NANCY SIDEBOHAM	REBECCA KAPLAN	Write-Ins	Over Votes	Under Votes
213100	Total	4506	3959	87.86 %	1670	404	1356	51	6	472
213600	Total	2459	2199	89.43 %	935	214	778	45	10	217
214100	Total	2629	2367	90.03 %	1174	196	758	22	1	216
214400	Total	3778	3407	90.18 %	1461	240	1332	41	6	327
214500	Total	2332	2037	87.35 %	758	122	927	29	3	198
215200	Total	2575	2252	87.46 %	774	71	1152	46	2	207
215500	Total	2720	2386	87.72 %	837	119	1170	28	8	224
215700	Total	4420	3643	82.42 %	1076	157	2068	64	9	269
215900	Total	1005	776	77.21 %	227	33	418	14	7	77
223010	Total	4077	3594	88.15 %	1077	183	1983	63	9	279
224000	Total	4558	4081	89.53 %	2074	281	1378	52	5	291
224200	Total	1395	1253	89.82 %	458	80	567	21	5	122
224300	Total	205	177	86.34 %	55	5	92	4	1	20
224420	Total	70	56	80.00 %	21	3	22	1		9
224500	Total	3231	2844	88.02 %	1055	177	1339	38	7	228
224700	Total	1681	1453	86.44 %	609	75	618	19	7	125
225300	Total	3714	3262	87.83 %	1007	179	1712	50	6	308
225710	Total	3029	2608	86.10 %	870	142	1294	51	12	239
225900	Total	3003	2623	87.35 %	1007	128	1215	47	8	218
244300	Total	3844	3432	89.28 %	1660	270	1118	57	9	318
244400	Total	4953	4430	89.44 %	2052	333	1525	60	4	456
244900	Total	619	559	90.31 %	249	47	219	9	2	33
245100	Total	2010	1787	88.91 %	828	115	666	38	3	137
245300	Total	1423	1274	89.53 %	690	94	376	13	3	98
310000	Total	3988	3190	79.99 %	1043	150	1668	48	16	265
310400	Total	4999	4134	82.70 %	1257	165	2294	68	11	339
311200	Total	3882	3165	81.53 %	870	131	1816	65	12	271
311400	Total	4659	3610	77.48 %	1171	175	1890	70	16	288
323200	Total	3307	2837	85.79 %	969	133	1410	58	16	251
323400	Total	0	0							
325300	Total	4487	3722	82.95 %	1200	175	1898	71	9	369
325400	Total	3290	2779	84.47 %	955	118	1385	43	12	266
325500	Total	3152	2730	86.61 %	927	119	1364	51	12	257
333200	Total	4451	3680	82.68 %	1235	196	1791	53	19	386
333210	Total	650	495	76.15 %	154	32	222	10	4	73
333300	Total	89	73	82.02 %	19	7	38		1	8
333410	Total	1862	1590	85.39 %	654	115	597	17	6	201
333420	Total	4	9	225.00 %	1		7			1
333800	Total	3213	2577	80.21 %	860	126	1261	44	18	268
333900	Total	3994	2795	69.98 %	843	229	1170	39	31	483
334000	Total	4987	3428	68.74 %	1090	268	1547	78	43	402
334510	Total	4	5	125.00 %			4	1		
334800	Total	3476	2532	72.84 %	851	192	1148	54	23	264
335200	Total	1038	708	68.21 %	228	38	350	20	7	65
335300	Total	4782	3766	78.75 %	1234	213	1834	55	22	408
335400	Total	4631	3145	67.91 %	1001	150	1610	68	19	297
336100	Total	4784	3103	64.86 %	1114	210	1395	64	27	293
336200	Total	4335	3300	76.12 %	1106	192	1624	58	9	311
336710	Total	3734	2626	70.33 %	872	119	1321	59	21	234
336810	Total	57	47	82.46 %	11	1	31			4

1 Member, City Council, At-Large - Oakland (RCV)

		Registered Voters	Voters Cast	Turnout (%)	DERRECK B. JOHNSON	NANCY SIDEBOHAM	REBECCA KAPLAN	Write-ins	Over Votes	Under Votes
336900	Total	966	761	78.78 %	253	48	339	9	3	109
336910	Total	702	602	85.75 %	230	30	257	10	1	74
337100	Total	1588	1082	68.14 %	350	71	482	18	13	148
344000	Total	2529	1942	76.79 %	726	138	847	44	17	170
344020	Total	142	113	79.58 %	34	8	56	1	1	13
344100	Total	751	547	72.84 %	209	36	252	6	5	39
344500	Total	2421	2068	85.42 %	760	132	956	50	16	154
344700	Total	1633	1453	88.98 %	532	92	686	24	2	117
344900	Total	3582	3026	84.48 %	1191	223	1297	52	12	251
345100	Total	3960	3274	82.68 %	1247	277	1429	60	8	253
345310	Total	3356	2723	81.14 %	1157	302	1005	49	25	185
345900	Total	1395	1181	84.66 %	528	101	412	24	2	114
347110	Total	593	396	66.78 %	122	32	198	10	2	32
347210	Total	352	227	64.49 %	97	16	79	2	7	26
347300	Total	2679	1963	73.27 %	781	131	841	44	19	147
353310	Total	5152	4100	79.58 %	1310	250	2025	86	21	408
353800	Total	700	526	75.14 %	171	38	240	14	7	56
354100	Total	3546	2656	74.90 %	920	160	1246	51	18	261
354300	Total	4571	3031	66.31 %	1043	276	1314	48	25	325
354700	Total	4910	3363	68.49 %	1105	288	1494	63	35	378
354910	Total	4179	2896	69.30 %	935	220	1401	49	32	259
355210	Total	434	300	69.12 %	98	26	138	11	4	23
356000	Total	4374	3250	74.30 %	1201	242	1413	62	29	303
356210	Total	2637	1855	70.35 %	603	150	881	37	12	172
361000	Total	1701	1140	67.02 %	373	96	524	17	8	122
361200	Total	2253	1382	61.34 %	531	100	561	46	14	130
361300	Total	796	495	62.19 %	169	39	214	11	13	49
361500	Total	4628	2848	61.54 %	1146	241	1115	56	35	255
362200	Total	2433	1566	64.36 %	658	106	632	36	19	115
362510	Total	4351	2835	65.16 %	1266	192	1018	98	36	225
362600	Total	4462	3640	81.58 %	1539	268	1507	68	24	234
363000	Total	4160	2698	64.86 %	1261	190	964	67	33	183
364020	Total	12	10	83.33 %	6	1	2	1		
364200	Total	1341	1169	87.17 %	572	152	333	15	5	92
364400	Total	3203	2715	84.76 %	1227	290	893	43	8	254
364510	Total	939	833	88.71 %	444	86	225	12	4	62
364800	Total	4539	3423	75.41 %	1549	327	1245	73	28	201
373000	Total	0	1		1					
373010	Total	0	0							
373030	Total	0	0							
373500	Total	3747	2321	61.94 %	1125	162	804	60	21	149
400100	Total	754	656	87.00 %	281	66	227	11	2	69
400200	Total	2465	2113	85.72 %	1120	105	710	37	5	136
400900	Total	3624	3072	84.77 %	1510	251	1040	53	14	204
410110	Total	4933	3061	62.05 %	1320	247	1188	52	36	218
410600	Total	4355	2986	68.56 %	1248	210	1197	59	29	243
410700	Total	4303	3060	71.11 %	1340	207	1219	48	25	221
415500	Total	1137	715	62.88 %	284	71	270	16	7	67
415800	Total	3655	2397	65.58 %	987	178	953	68	23	188
416220	Total	0	0							

1 Member, City Council, At-Large - Oakland (RCV)

	Registered Voters	Voters Cast	Turnout (%)	DERRECK B. JOHNSON	NANCY SIDEBOTHAM	REBECCA KAPLAN	Write-Ins	Over Votes	Under Votes
Total - Election Day	263034	0	0.00 %						
Total - Election Night	263034	12523	4.76 %	5283	1079	4114	126	67	1854
Total - Vote by Mail	263034	192453	73.17 %	72566	12715	85773	3602	1125	16672
Contest Total	263034	204976	77.93 %	77849	13794	89887	3728	1192	18526

1 Member, City Council, Dist. 1 - Oakland (RCV)

		Registered Voters	Voters Cast	Turnout (%)	STEPH DOMINGUEZ WALTON	TRI NGO	DAN KALB	Write-ins	Over Votes	Under Votes
213100	Total	4506	3959	87.86 %	1003	701	1690	40	9	516
214100	Total	2629	2367	90.03 %	773	336	1010	23	1	224
214400	Total	3778	3407	90.18 %	1148	428	1444	27	4	356
214500	Total	2332	2037	87.35 %	623	234	959	16	2	203
215200	Total	2575	2252	87.46 %	653	253	1095	29	5	217
215500	Total	2720	2386	87.72 %	703	285	1142	27	4	225
215700	Total	4420	3643	82.42 %	989	529	1781	37	10	297
223010	Total	4077	3594	88.15 %	863	432	1930	60	10	299
225300	Total	3714	3262	87.83 %	797	364	1709	39	7	346
310000	Total	3988	3190	79.99 %	875	453	1510	30	11	311
310400	Total	4999	4134	82.70 %	1062	501	2100	39	16	416
311200	Total	3882	3165	81.53 %	821	399	1586	45	8	306
311400	Total	4659	3610	77.48 %	917	537	1778	54	12	312
Total - Election Day		48279	0	0.00 %						
Total - Election Night		48279	1898	3.93 %	578	280	712	16		312
Total - Vote by Mail		48279	39108	81.00 %	10649	5172	19022	450	99	3716
Contest Total		48279	41006	84.94 %	11227	5452	19734	466	99	4028

1 Member, City Council, Dist. 3 - Oakland (RCV)

		Registered Voters	Voters Cast	Turnout (%)	ALEXUS TAYLOR	MERON SEMEDAR	MCELHANEY	LYNETTE GIBSON	CARROLL FIFE	FAVE TAYLOR	SENECA SCOTT	Write-ins	Over Votes	Under Votes
215900	Total	1005	776	77.21 %	24	78	181	369	20	22	3	8	71	
325300	Total	4487	3722	82.95 %	98	215	1036	1693	57	184	16	21	402	
325400	Total	3290	2779	84.47 %	84	184	770	1257	60	112	12	15	285	
325500	Total	3152	2730	86.61 %	75	143	785	1273	42	119	9	8	276	
333200	Total	4451	3680	82.68 %	127	210	1000	1651	60	188	12	19	413	
333410	Total	1862	1590	85.39 %	60	92	520	521	35	124	9	5	224	
335200	Total	1038	708	68.21 %	37	30	205	308	14	44	4	18	48	
335300	Total	4782	3766	78.75 %	182	259	956	1659	69	183	15	31	412	
335400	Total	4631	3145	67.91 %	124	144	749	1532	94	189	19	24	270	
336100	Total	4784	3103	64.86 %	179	149	951	1212	64	217	11	39	281	
336200	Total	4335	3300	76.12 %	124	180	711	1490	70	381	21	22	301	
336710	Total	3734	2626	70.33 %	114	148	690	1187	61	150	15	36	225	
336810	Total	57	47	82.46 %	2		12	21	1	7		1	3	
336900	Total	966	761	78.78 %	25	69	228	254	18	41	6	4	118	
336910	Total	702	602	85.75 %	13	26	185	208	15	57	4	2	92	
337100	Total	1588	1082	68.14 %	82	57	285	388	26	65	7	16	156	
Total - Election Day		44864	0	0.00 %										
Total - Election Night		44864	2485	5.54 %	167	198	596	844	90	197	16	19	358	
Total - Vote by Mail		44864	31932	71.18 %	1183	1786	8666	14179	616	1886	147	250	3219	
Contest Total		44864	34417	76.71 %	1350	1984	9262	15023	706	2083	163	269	3577	

1 Member, City Council, Dist. 5 - Oakland (RCV)

		Registered Voters	Voters Cast	Turnout (%)	NOEL GALLO	RICHARD SANTOS RAYA	ZOE LOPEZ- MERAZ	Writes-ins	Over Votes	Under Votes
224200	Total	1395	1253	89.82 %	618	384	110	6	1	134
224300	Total	205	177	86.34 %	67	60	23	4	1	22
224500	Total	3231	2844	88.02 %	1338	907	308	13	3	275
334510	Total	4	5	125.00 %		4	1			
334800	Total	3476	2532	72.84 %	1184	603	434	19	18	274
344020	Total	142	113	79.58 %	48	31	23		1	10
344100	Total	751	547	72.84 %	249	145	96		3	54
347110	Total	593	396	66.78 %	172	102	77	3	2	40
354100	Total	3546	2656	74.90 %	1090	788	433	17	16	312
354700	Total	4910	3363	68.49 %	1494	908	530	20	33	378
354910	Total	4179	2896	69.30 %	1307	740	503	18	28	300
356210	Total	2637	1855	70.35 %	891	466	310	7	12	169
361000	Total	1701	1140	67.02 %	440	263	289	8	12	128
Total - Election Day		26770	0	0.00 %						
Total - Election Night		26770	1433	5.35 %	597	287	247	7	14	281
Total - Vote by Mail		26770	18344	68.52 %	8301	5114	2890	108	116	1815
Contest Total		26770	19777	73.88 %	8898	5401	3137	115	130	2096

1 Member, City Council, Dist. 7 - Oakland (RCV)

		Registered Voters	Voters Cast	Turnout (%)	AARON CLAY	MARCHON TATMON	ROBERT "BOB" JACKSON	MARCIÉ HODGE	TREVA REID	Write-ins	Over Votes	Under Votes
361300	Total	796	495	62.19 %	76	46	108	45	147	9	10	54
361500	Total	4628	2848	61.54 %	445	247	557	376	880	35	44	264
373000	Total	0	1									1
373010	Total	0	0									
373030	Total	0	0									
400100	Total	754	656	87.00 %	101	24	64	71	291	7	3	95
400200	Total	2465	2113	85.72 %	361	139	459	268	691	28	13	154
400900	Total	3624	3072	84.77 %	428	235	639	423	1057	41	16	233
410110	Total	4933	3061	62.05 %	474	300	662	371	911	49	42	252
410600	Total	4355	2986	68.56 %	440	247	619	401	958	40	39	242
410700	Total	4303	3060	71.11 %	439	249	646	375	1068	38	28	217
415500	Total	1137	715	62.88 %	99	88	142	103	191	12	16	64
415800	Total	3655	2397	65.58 %	346	200	576	341	669	39	29	197
416220	Total	0	0									
Total - Election Day		30650	0	0.00 %								
Total - Election Night		30650	1922	6.27 %	303	148	489	237	444	11	12	278
Total - Vote by Mail		30650	19482	63.56 %	2906	1627	3983	2537	6419	287	228	1495
Contest Total		30650	21404	69.83 %	3209	1775	4472	2774	6863	298	240	1773

1 City Attorney - Oakland (RCV)

		Registered Voters	Voters Cast	Turnout (%)	BARBARA PARKER	ELI FERRAN	Write-Ins	Over Votes	Under Votes
213100	Total	4506	3959	87.86 %	2437	750	18	5	749
213600	Total	2459	2199	89.43 %	1456	383	16	5	339
214100	Total	2629	2367	90.03 %	1585	414	12	1	355
214400	Total	3778	3407	90.18 %	2244	572	8	2	581
214500	Total	2332	2037	87.35 %	1373	300	3	1	360
215200	Total	2575	2252	87.46 %	1522	358	9	2	361
215500	Total	2720	2386	87.72 %	1612	380	10	6	378
215700	Total	4420	3643	82.42 %	2463	627	14	5	534
215900	Total	1005	776	77.21 %	514	138	1	6	117
223010	Total	4077	3594	88.15 %	2530	506	8	6	544
224000	Total	4558	4081	89.53 %	2878	665	19	2	517
224200	Total	1395	1253	89.82 %	876	176	5	2	194
224300	Total	205	177	86.34 %	112	33			32
224420	Total	70	56	80.00 %	32	12	2		10
224500	Total	3231	2844	88.02 %	1969	464	10	4	397
224700	Total	1681	1453	86.44 %	997	259	9	1	187
225300	Total	3714	3262	87.83 %	2196	538	14	5	509
225710	Total	3029	2608	86.10 %	1827	400	5	3	373
225900	Total	3003	2623	87.35 %	1847	419	6	3	348
244300	Total	3844	3432	89.28 %	2367	562	13	4	486
244400	Total	4953	4430	89.44 %	2958	786	18	4	664
244900	Total	619	559	90.31 %	378	115		1	65
245100	Total	2010	1787	88.91 %	1291	255	7	3	231
245300	Total	1423	1274	89.53 %	872	216	7	1	178
310000	Total	3988	3190	79.99 %	2136	569	10	7	468
310400	Total	4999	4134	82.70 %	2765	714	8	12	635
311200	Total	3882	3165	81.53 %	2122	566	10	3	464
311400	Total	4659	3610	77.48 %	2441	621	12	7	529
323200	Total	3307	2837	85.79 %	2001	427	16	5	388
323400	Total	0	0						
325300	Total	4487	3722	82.95 %	2495	570	11	9	637
325400	Total	3290	2779	84.47 %	1876	439	8	7	449
325500	Total	3152	2730	86.61 %	1846	398	6	5	475
333200	Total	4451	3680	82.68 %	2450	568	9	10	643
333210	Total	650	495	76.15 %	332	69		1	93
333300	Total	89	73	82.02 %	39	21	1		12
333410	Total	1862	1590	85.39 %	1001	283	7	3	296
333420	Total	4	9	225.00 %	6		2		1
333800	Total	3213	2577	80.21 %	1776	413	9	9	370
333900	Total	3994	2795	69.98 %	1697	475	16	21	586
334000	Total	4987	3428	68.74 %	2330	552	21	26	499
334510	Total	4	5	125.00 %	3	2			
334800	Total	3476	2532	72.84 %	1662	433	11	9	417
335200	Total	1038	708	68.21 %	491	98	4	2	113
335300	Total	4782	3766	78.75 %	2500	639	16	14	597
335400	Total	4631	3145	67.91 %	2002	622	14	10	497
336100	Total	4784	3103	64.86 %	2085	483	15	13	507
336200	Total	4335	3300	76.12 %	2095	664	16	7	518
336710	Total	3734	2626	70.33 %	1758	452	17	11	388
336810	Total	57	47	82.46 %	29	13			5

1 City Attorney - Oakland (RCV)

		Registered Voters	Voters Cast	Turnout (%)	BARBARA PARKER	ELI FERRARI	Write-Ins	Over Votes	Under Votes
336900	Total	966	761	78.78 %	495	105	1	1	159
336910	Total	702	602	85.75 %	371	99	2	1	129
337100	Total	1588	1082	68.14 %	681	181	4	6	210
344000	Total	2529	1942	76.79 %	1339	357	6	3	237
344020	Total	142	113	79.58 %	82	16			15
344100	Total	751	547	72.84 %	385	82	1	3	76
344500	Total	2421	2068	85.42 %	1403	371	7	6	281
344700	Total	1633	1453	88.98 %	1008	270	4		171
344900	Total	3582	3026	84.48 %	2081	567	17	4	357
345100	Total	3960	3274	82.68 %	2253	616	17	7	381
345310	Total	3356	2723	81.14 %	1862	504	16	6	335
345800	Total	1395	1181	84.66 %	786	214	2	2	177
347110	Total	593	396	66.78 %	272	63	2	2	57
347210	Total	352	227	64.49 %	155	34	4	2	32
347300	Total	2679	1963	73.27 %	1404	348	8	6	197
353310	Total	5152	4100	79.58 %	2856	670	20	8	546
353800	Total	700	526	75.14 %	354	91	7	4	70
354100	Total	3546	2656	74.90 %	1813	435	12	10	386
354300	Total	4571	3031	66.31 %	2045	537	20	21	408
354700	Total	4910	3363	68.49 %	2204	589	5	26	539
354910	Total	4179	2896	69.30 %	1963	501	11	12	409
355210	Total	434	300	69.12 %	209	60	1	3	27
356000	Total	4374	3250	74.30 %	2159	631	22	17	421
356210	Total	2637	1855	70.35 %	1287	305	9	4	250
361000	Total	1701	1140	67.02 %	726	253	2	5	154
361200	Total	2253	1382	61.34 %	1003	191	8	11	169
361300	Total	796	495	62.19 %	367	63	6	2	57
361500	Total	4628	2848	61.54 %	2013	447	15	20	353
362200	Total	2433	1566	64.36 %	1168	218	6	4	170
362510	Total	4351	2835	65.16 %	2117	401	12	10	295
362600	Total	4462	3640	81.58 %	2673	530	16	15	406
363000	Total	4180	2698	64.86 %	2045	363	12	17	261
364020	Total	12	10	83.33 %	8	2			
364200	Total	1341	1169	87.17 %	776	232	8	1	152
364400	Total	3203	2715	84.76 %	1772	572	10	6	355
364510	Total	939	833	88.71 %	604	136	2	3	88
364800	Total	4539	3423	75.41 %	2501	562	19	16	325
373000	Total	0	1						1
373010	Total	0	0						
373030	Total	0	0						
373500	Total	3747	2321	61.94 %	1700	378	7	17	219
400100	Total	754	656	87.00 %	405	131	2	1	117
400200	Total	2465	2113	85.72 %	1498	365	8	2	240
400900	Total	3624	3072	84.77 %	2185	500	16	7	364
410110	Total	4933	3061	62.05 %	2237	423	12	28	361
410600	Total	4355	2986	68.56 %	2151	457	12	21	345
410700	Total	4303	3060	71.11 %	2227	449	20	10	354
415500	Total	1137	715	62.88 %	525	92	1	3	94
415800	Total	3655	2397	65.58 %	1763	336	13	12	273
416220	Total	0	0						

1 City Attorney - Oakland (RCV)

	Registered Voters	Voters Cast	Turnout (%)	BARBARA PARKER	ELI FERRAN	Write-ins	Over Votes	Under Votes
Total - Election Day	263034	0	0.00 %					
Total - Election Night	263034	12523	4.76 %	7998	1948	67	32	2478
Total - Vote by Mail	263034	192453	73.17 %	132207	32218	791	596	26641
Contest Total	263034	204976	77.93 %	140205	34166	858	628	29119

1 School Director, Dist. 1 - Oakland (RCV)

		Registered Voters	Voters Cast	Turnout (%)	AUSTIN DANNHAUS	SAM DAVIS	STACY THOMAS	Write-ins	Over Votes	Under Votes
213100	Total	4506	3959	87.86 %	1504	1238	417	8	4	788
214100	Total	2629	2367	90.03 %	937	824	226	8		372
214400	Total	3778	3407	90.18 %	1137	1346	334	5	1	584
214500	Total	2332	2037	87.35 %	633	804	218	6	1	375
215200	Total	2575	2252	87.46 %	642	912	336	6	3	353
215500	Total	2720	2386	87.72 %	715	993	284	3	3	388
215700	Total	4420	3643	82.42 %	908	1507	684	16	3	525
223010	Total	4077	3594	88.15 %	971	1571	522	12	7	511
225300	Total	3714	3262	87.83 %	970	1217	506	17	7	545
310000	Total	3988	3190	79.99 %	775	1326	596	14	7	472
310400	Total	4999	4134	82.70 %	843	1791	853	23	6	618
311200	Total	3882	3165	81.53 %	692	1381	576	15	7	494
311400	Total	4659	3610	77.48 %	858	1430	779	15	11	517
Total - Election Day		48279	0	0.00 %						
Total - Election Night		48279	1898	3.93 %	450	704	327	5	2	410
Total - Vote by Mail		48279	39108	81.00 %	11135	15636	6004	143	58	6132
Contest Total		48279	41006	84.94 %	11585	16340	6331	148	60	6542

1 School Director, Dist. 3 - Oakland (RCV)

		Registered Voters	Voters Cast	Turnout (%)	MAIYA EDGERLY	JANCDRIG WILLIAMS	CHERRISSE GASH	MARK HURTY	MAXIMO SANTANA	Write-Ins	Over Votes	Under Votes
215900	Total	1005	776	77.21 %	178	259	134	47	39	3	4	112
325300	Total	4487	3722	82.95 %	715	1257	569	301	232	10	13	625
325400	Total	3290	2779	84.47 %	610	923	424	190	167	7	10	448
325500	Total	3152	2730	86.61 %	543	863	417	259	144	10	9	485
333200	Total	4451	3680	82.68 %	762	1149	525	345	202	9	19	669
333410	Total	1862	1590	85.39 %	345	443	208	167	96	4	2	335
335200	Total	1038	708	68.21 %	187	213	129	43	37	2	11	86
335300	Total	4782	3766	78.75 %	887	1122	520	320	221	8	27	661
335400	Total	4631	3145	67.91 %	704	1105	470	161	206	11	18	470
336100	Total	4784	3103	64.86 %	852	950	480	146	163	13	20	479
336200	Total	4335	3300	76.12 %	703	1110	495	214	239	9	17	513
336710	Total	3734	2626	70.33 %	652	854	421	119	174	12	19	375
336810	Total	57	47	82.46 %	13	13	10	1	5			5
336900	Total	966	761	78.78 %	153	212	108	84	40		4	160
336910	Total	702	602	85.75 %	124	159	66	72	42	3		136
337100	Total	1588	1082	68.14 %	233	281	177	87	69	4	14	217
Total - Election Day		44864	0	0.00 %								
Total - Election Night		44864	2485	5.54 %	657	681	302	109	214	11	11	500
Total - Vote by Mail		44864	31932	71.18 %	7004	10232	4851	2437	1862	94	176	5276
Contest Total		44864	34417	76.71 %	7661	10913	5153	2546	2076	105	187	5776

1 School Director, Dist. 5 - Oakland (RCV)

		Registered Voters	Voters Cast	Turnout (%)	MIKE HUTCHINSON	LEROY ROCHES GAINES	SHEILA POPE- LAWRENCE	JORGE C. LERMA	Write-Ins	Over Votes	Under Votes
224200	Total	1395	1253	89.82 %	451	418	151	52	3	1	177
224300	Total	205	177	86.34 %	71	41	26	12	1		26
224500	Total	3231	2844	88.02 %	1124	964	298	114	4	8	332
334510	Total	4	5	125.00 %	3	1	1				
334800	Total	3476	2532	72.84 %	735	632	397	327	10	18	413
344020	Total	142	113	79.58 %	43	27	16	11			16
344100	Total	751	547	72.84 %	175	137	127	45	1	5	57
347110	Total	593	396	66.78 %	162	90	49	39	2	3	51
354100	Total	3546	2656	74.90 %	983	680	404	186	11	13	379
354700	Total	4910	3363	68.49 %	956	854	556	461	8	41	487
354910	Total	4179	2896	69.30 %	1117	626	475	288	9	20	361
356210	Total	2637	1855	70.35 %	711	432	279	211	5	8	209
361000	Total	1701	1140	67.02 %	338	266	203	151	4	11	167
Total - Election Day		26770	0	0.00 %							
Total - Election Night		26770	1433	5.35 %	377	281	251	169	5	9	341
Total - Vote by Mail		26770	18344	68.52 %	6492	4887	2731	1728	53	119	2334
Contest Total		26770	19777	73.88 %	6869	5168	2982	1897	58	128	2675

1 School Director, Dist. 7 - Oakland (RCV)

		Registered Voters	Voters Cast	Turnout (%)	VICTOR JAVIER VALERIO	BRONCHÉ TAYLOR	"COACH" TAPSCOTT BEN	CLIFFORD THOMPSON	KRISTINA MOLINA	Write-ins	Over Votes	Under Votes
361300	Total	796	495	62.19 %	64	58	88	117	87	3	13	65
361500	Total	4628	2848	61.54 %	384	314	486	664	609	21	46	324
373000	Total	0	1									1
400200	Total	2465	2113	85.72 %	129	159	708	558	315	8	4	232
400900	Total	3624	3072	84.77 %	211	315	850	936	347	21	8	384
410110	Total	4933	3061	62.05 %	359	368	645	706	599	23	53	308
410600	Total	4355	2986	68.56 %	351	301	556	805	560	25	31	357
410700	Total	4303	3060	71.11 %	262	338	661	886	526	24	25	338
415500	Total	1137	715	62.88 %	92	80	138	169	136	9	8	83
415800	Total	3655	2397	65.58 %	281	309	477	556	466	13	25	270
Total - Election Day		29896	0	0.00 %								
Total - Election Night		29896	1886	6.31 %	209	241	462	356	290	4	14	310
Total - Vote by Mail		29896	18862	63.09 %	1924	2001	4147	5041	3355	143	199	2052
Contest Total		29896	20748	69.40 %	2133	2242	4609	5397	3645	147	213	2362

SPECIAL MEETING OF
THE OAKLAND CITY COUNCIL

DEC 15 2020