


OPD
Presentation
for Safety
Summit

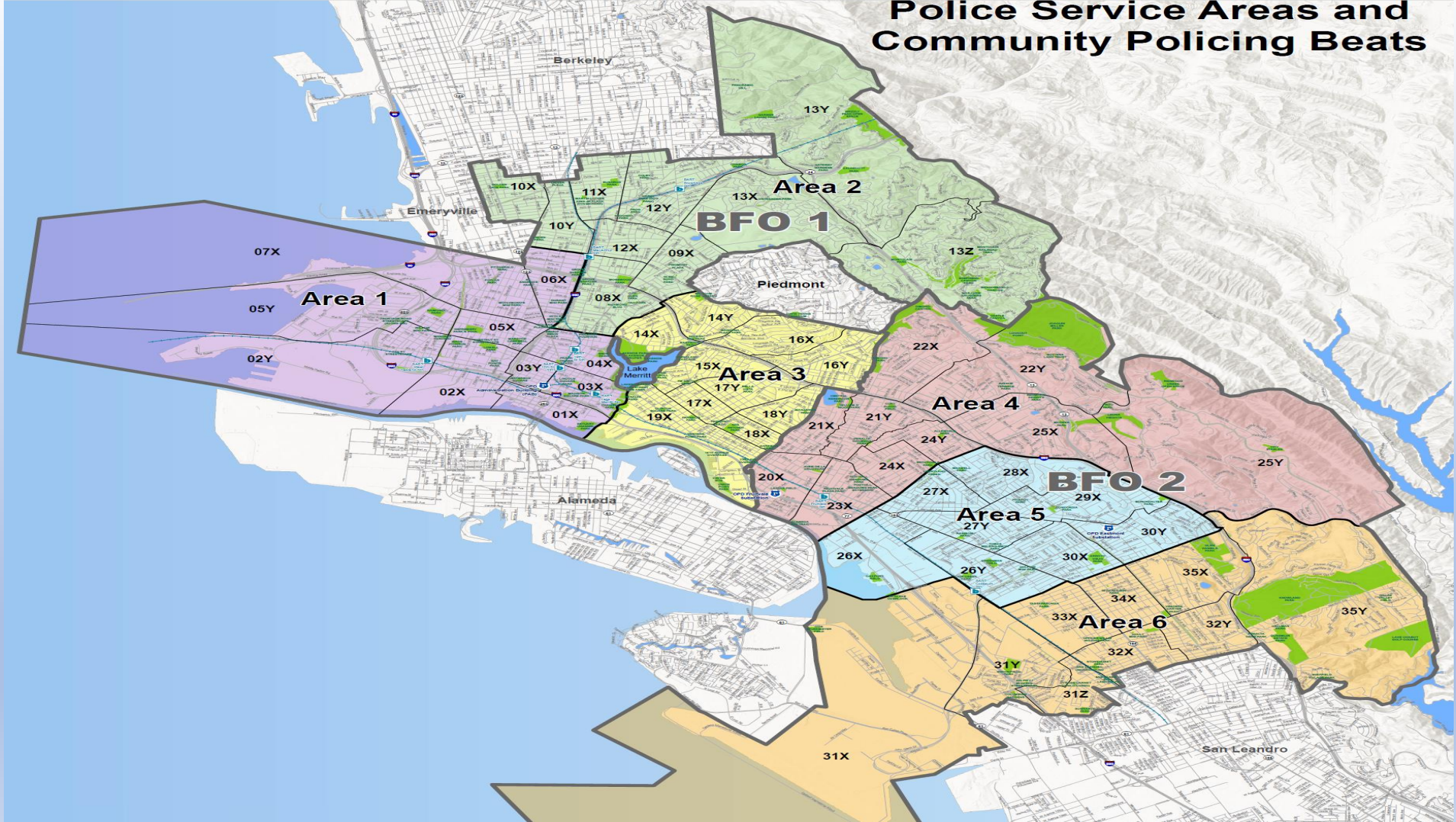


Captain Lisa Ausmus

OPD Command Organizational Chart



Police Service Areas and Community Policing Beats



Acting Captain Jeff Thomason – Area 1

(Downtown, West Oakland – West to SF Bay, East to Laney College, North to West Grand Ave, South to Estuary)

Jthomason@oaklandca.gov

510-773-1076

Captain Lisa Ausmus – Area 2

(North Oakland – North to Contra Costa County line, West to City of Berkeley and Emeryville, East to Joaquin Miller Road, South to West Grand Ave **Includes West Side of Lake Merritt - Grand Ave)

Lausmus@oaklandca.gov

510-867-4664

Captain Alan Yu – Area 3

(Central Oakland Eastlake – North to City of Piedmont, West to West MacArthur Blvd, East to 23rd Ave, South to Estuary **Includes East Side of Lake Merritt – Lakeshore Ave)

Ayu@oaklandca.gov

510-710-1977

Captain James Bassett – Area 4

(East Oakland – North to Contra Costa County Line, West to 23rd Ave, East to High Street – Hills East to Skyline Blvd, South to Estuary)

Jbassett@oaklandca.gov

510-773-7379

Captain Kevin Kaney – Area 5

(East Oakland – North to Interstate 580, West to 23rd Ave, East to 82nd Ave - Hills East to Golf Links, South to Estuary)

Kkaney@oaklandca.gov

510-507-6179

Acting Captain Casey Johnson– Area 6

(Deep East Oakland – North to Interstate Contra Costa County Line, West to 82nd Ave, East to San Leandro Border - Hills East to Golf Links, South to Estuary/Airport)

CJohnson@oaklandca.gov

510-773-7842

Area Captain Responsibilities

- **AUTHORITY AND RESPONSIBILITIES** – Each Area Commander shall be a Captain of Police and is responsible for one (1) Area of the City on a 24-hour, 7-day per week basis. In addition to the responsibilities and authorities of commanding officers, Area Commanders are also responsible for the following:
- **SCHEDULE** – Work flexible, individual schedules (MINIMUM 40-hour work week).
- **ACCESSIBILITY AND COORDINATION** – Ensuring their accessibility and availability to the public and all members and employees under their command. Facilitate the coordination of Area activities. Inspect field conditions and monitor events in their Areas. Be accountable for field service objectives, addressing Area crime problems, the conduct of subordinates, and the control of discretionary costs.
- **RANKING AUTHORITY** – Assuming responsibility for an Area as the ranking authority in the Department in the absence of those members who regularly exercise such authority. This authority includes supervision over and responsibility for all Departmental personnel in that Area over a specified time period. In the event that a Departmental issue cannot be resolved, the issue shall be referred to the appropriate Deputy Chief, Assistant Chief of Police, or Chief of Police.

QUESTIONS?



Active Shooter Awareness 2023

Oakland Police Department

Objectives

Definition

Human Performance

Run, Hide, Fight concepts

Law Enforcement Response



What is an Active Shooter Incident?

- An individual actively engaged in killing or attempting to kill people in a confined and populated area.

Pre-Assault Indicators

- 93% engaged in “concerning” behavior prior to attack
 - Trouble at home
 - Trouble at work
 - Threats
 - Change in behavior
 - Sudden interest in weapons – attempt to purchase
 - Sudden interest in mass killing incidents

Shooter Characteristics

Arrive and begin shooting without warning.

Intent on killing a number of people as quickly as possible.

Prepared for a sustained confrontation with the police.

Some degree of familiarity with the location.

No attempt to hide their identity.

Escape from the police is usually not a priority.

Will continue until stopped.

Human
Performance:
SYMPATHETIC
NERVOUS SYSTEM

Prepares the body for direct action and confrontation by dumping hormones into the body affecting heart rate, respiratory rate, salivation, perspiration, pupillary dilation, urination

Subconscious takes over

Extreme Stress Event Physical Effects “Fight or Flight”

Perceptual distortion

Auditory exclusion

Memory loss/distortions

Hyperventilation or lack of breathing

Tunnel vision

Fine motor skills degrades (hand/eye coordination)

Gross motor skills

Hypervigilance



Control of Fear

- The frontal lobe needs to be able to communicate with the amygdala in order to control the fear response.
- We can do this through:
 - Goal Setting
 - Visualization / Mental Rehearsal
 - Positive Self Talk
 - Breathing Control
 - Stress inoculation (training while introducing low doses of stress)

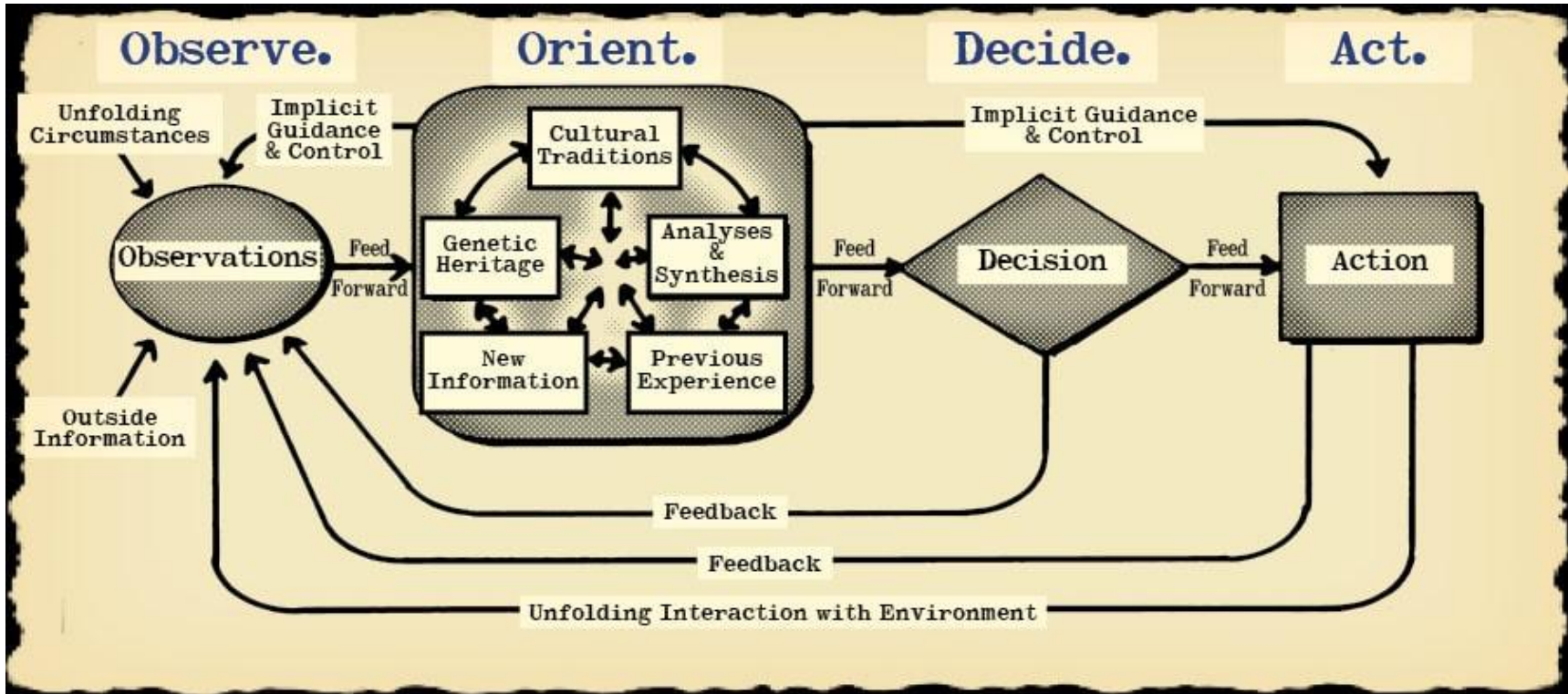
The OODA Loop

Observe

Orient

Decide

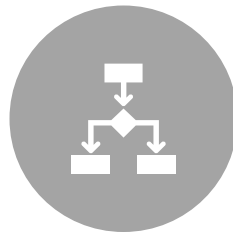
Act



Run, Hide, Fight Concepts



UNDERSTAND WHEN IT IS
APPROPRIATE TO RUN, HIDE,
FIGHT.



ASSESS WHAT IS HAPPENING
(OODA LOOP).



MENTAL REPS EVERYWHERE
YOU GO.



PASS THE INFORMATION TO
OTHERS.

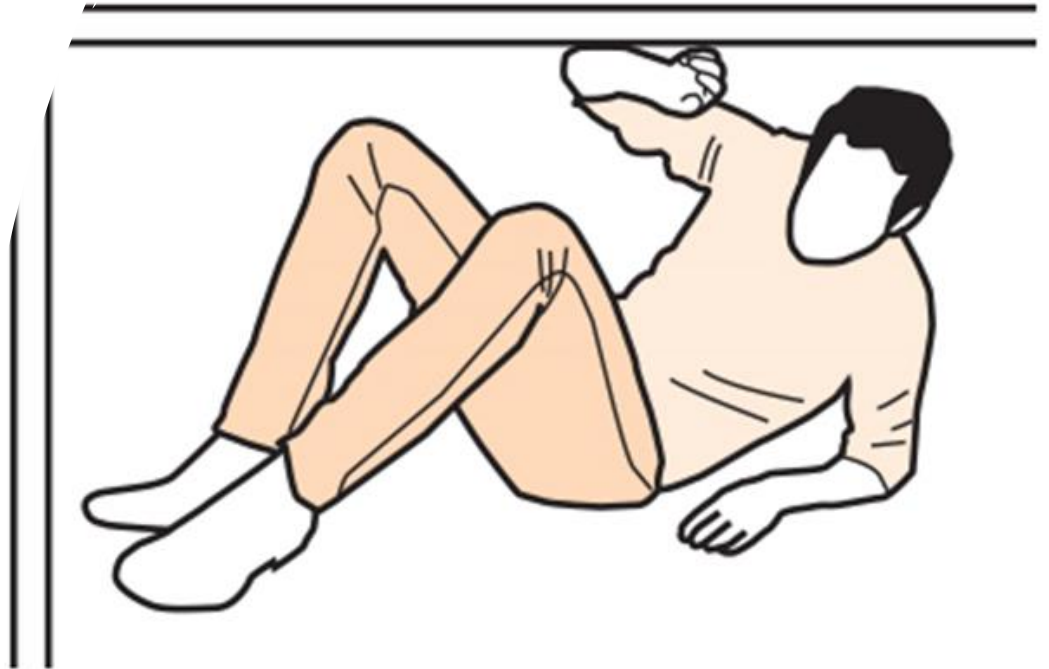
Run

- Have escape route in mind
- Evacuate even if others do not agree to follow
- Leave your belongings behind
- Help others escape, if possible
- Prevent others from entering area of shooter
- Do not attempt to move wounded people



HIDE

- If evacuation is not possible
 - Be out of shooters view
 - Assess when deciding to open the door for others
 - Lock/Barricade door**
 - Turn off source of noise, cell phone
 - Hide behind large items

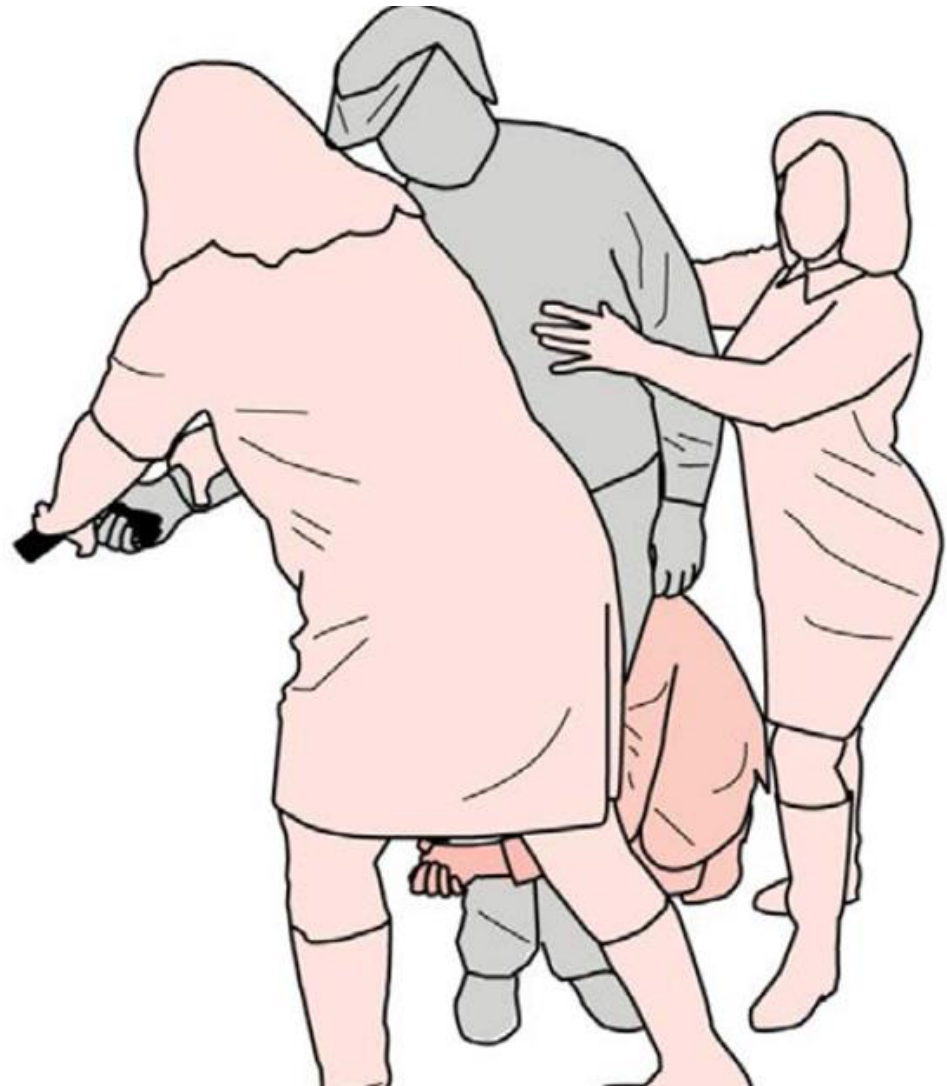




How to Barricade a Door (Push or Pull)


FIGHT

- As a last resort
 - Act aggressively against shooter
 - Improvising weapons
 - Be committed to your actions
 - Work in numbers, if possible



A large orange shape on the left side of the slide, consisting of a vertical rectangle on the left and a quarter-circle on the right.

LAW ENFORCEMENT RESPONSE

- LE mission is to stop the threat(s)
 - Officers usually work in teams.
 - Different uniforms (Patrol, SWAT).
 - Armed with rifles, shotguns, pistols.
 - May shout or push persons to the ground, or out of the area.
- 
- A yellow dashed line in the bottom right corner, consisting of several short, curved segments.

How to Help Law Enforcement

- ▣ Remain calm and follow instructions.
- ▣ Keep empty hands visible.
- ▣ Avoid screaming and quick movements toward officers.
- ▣ Provide shooter information to officers, or 911 dispatcher.
- ▣ Provide weapons information.





QUESTIONS?

