

FILED  
OFFICE OF THE CLERK  
OAKLAND

STATE OF CALIFORNIA

2012 DEC 14 AM 8:45  
SS.

COUNTY OF ALAMEDA


I, **DAVE MACDONALD**, Registrar of Voters for the County of Alameda, State of California, having canvassed the returns of all votes cast in the City of Oakland at the General Election held on Tuesday, November 6, 2012, do hereby certify the following to be a full, true and correct Statement of the Results of all the votes cast, to which this certificate is attached, at said election for each candidate:

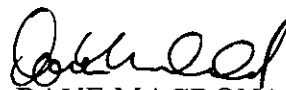
City of Oakland  
City Council Member, At Large  
Ranked-Choice Voting, Round 5 – Final  
(One Elected)

<u>Candidate</u>	<u>Votes</u>
CAROL LEE TOLBERT	0
REBECCA KAPLAN	78941
MICK STORM	0
THERESA ANDERSON	0
IGNACIO DE LA FUENTE	51116

I further certify the total number of votes cast in the City of Oakland at said Ranked-Choice Voting election for City Council Member, At Large. Attached hereto is a complete statement of the results showing the number of votes cast in the Final Round for each candidate.

I hereby set my hand and my official seal this 21<sup>st</sup> day of November 2012.



  
DAVE MACDONALD  
Registrar of Voters  
Alameda County  
State of California

MEETING OF THE  
OAKLAND CITY COUNCIL

DEC 18 2012

## Ranked Choice Voting Results Table

Contest: Member, City Council, At Large - Oakland (RCV)  
 Load Type: Complete

	Round 1			Round 2			Round 3			Round 4			Round 5		
	Votes	%	Transfer	Votes	%	Transfer	Votes	%	Transfer	Votes	%	Transfer	Votes	%	Transfer
CAROL LEE TOLBERT	22656	15.74%	0	22656	15.74%	+1154	23810	16.64%	+3551	27361	19.41%	-27361	0	0.00%	0
REBECCA KAPLAN	65128	45.25%	0	65128	45.25%	+933	66061	46.16%	+3086	69147	49.06%	+9794	78941	60.70%	0
MCK STORM	4588	3.19%	0	4588	3.19%	-4588	0	0.00%	0	0	0.00%	0	0	0.00%	0
THERESA ANDERSON	8624	6.13%	0	8624	6.13%	+1055	9679	6.90%	-9679	0	0.00%	0	0	0.00%	0
IGNACIO DE LA FUENTE	42730	29.69%	0	42730	29.69%	+627	43357	30.30%	+1078	44435	31.53%	+6681	51116	39.30%	0
Write-In	0	0.00%	0	0	0.00%	0	0	0.00%	0	0	0.00%	0	0	0.00%	0
Exhausted by Over Votes	925		0	925		+13	936		+34	972		+99	1071		0
Under Votes	11983		0	11983		0	11983		0	11983		0	11983		0
Exhausted Ballots	0		0	0		+604	604		+2130	2934		+10787	13721		0
Continuing Ballots	143924	100.00%		143924	100.00%		143107	100.00%		140943	100.00%		130057	100.00%	
TOTAL	156832		0	156832		0	156832		0	156832		0	156832		0
REMARKS	*Tie resolved in accordance with election law.														

STATE OF CALIFORNIA }  
COUNTY OF ALAMEDA } ss.


I, DAVE MACDONALD, Registrar of Voters for the County of Alameda, State of California, having canvassed the returns of all votes cast in the City of Oakland, Council District 1 at the General Election held on Tuesday, November 6, 2012, do hereby certify the following to be a full, true and correct Statement of the Results of all the votes cast, to which this certificate is attached, at said election for each candidate:


City of Oakland, Council District 1  
City Council Member, District 1  
Ranked-Choice Voting, Round 7 – Final  
(One Elected)

<u>Candidate</u>	<u>Votes</u>
GORDON "DON" LINK	0
CRAIG BRANDT	0
RICHARD RAYA	0
LEN RAPHAEL	0
AMY LEMLEY	11448
DAN KALB	12293
DONALD MACLEAY	0

I further certify the total number of votes cast in the City of Oakland at said Ranked-Choice Voting election for City Council Member, District 1. Attached hereto is a complete statement of the results showing the number of votes cast in the Final Round for each candidate.

I hereby set my hand and my official seal this 21<sup>st</sup> day of November 2012.



  
DAVE MACDONALD  
Registrar of Voters  
Alameda County  
State of California

## Ranked Choice Voting Results Table

Contest: Member, City Council, Dist. 1 - Oakland (RCV)

Load Type: Complete

	Round 1			Round 2			Round 3			Round 4			Round 5			Round 6			Round 7		
	Votes	%	Transfer	Votes	%	Transfer	Votes	%	Transfer	Votes	%	Transfer	Votes	%	Transfer	Votes	%	Transfer	Votes	%	Transfer
GORDON "DON" LINK	2152	7.53%	0	2152	7.53%	+230	2382	8.41%	+139	2521	8.96%	+392	2913	10.59%	-2913	0	0.00%	0	0	0.00%	0
CRAIG BRANDT	1386	4.85%	0	1386	4.85%	-1386	0	0.00%	0	0	0.00%	0	0	0.00%	0	0	0.00%	0	0	0.00%	0
RICHARD RAYA	5737	20.09%	0	5737	20.09%	+200	5937	20.96%	+188	6125	21.82%	+480	6605	24.02%	+685	7290	27.67%	-7290	0	0.00%	0
LEN RAPHAEL	1907	6.60%	0	1907	6.66%	+258	2165	7.64%	+125	2290	8.16%	-2290	0	0.00%	0	0	0.00%	0	0	0.00%	0
AMYLEMLEY	7259	25.41%	0	7259	25.41%	+252	7511	26.51%	+232	7743	27.58%	+406	8149	29.63%	+608	6757	33.23%	+2691	11448	48.22%	0
DAN KALB	8259	28.92%	0	8259	28.92%	+141	8400	29.65%	+994	9394	33.46%	+439	9833	35.76%	+469	10302	39.10%	+1991	12293	51.78%	0
DONALD MACLEAY	1362	6.52%	0	1862	6.52%	+75	1937	6.84%	-1937	0	0.00%	0	0	0.00%	0	0	0.00%	0	0	0.00%	0
Write-in	0	0.00%	0	0	0.00%	0	0	0.00%	0	0	0.00%	0	0	0.00%	0	0	0.00%	0	0	0.00%	0
Exhausted by Over Votes	107		0	107		+5	112		+10	122		+2	124		+9	133		+16	149		0
Under Votes	5511		0	5511		0	5511		0	5511		0	5511		0	5511		0	5511		0
Exhausted Ballots	0		0	0		+225	225		+249	474		+571	1045		+1142	2187		+2592	4779		0
Continuing Ballots	28562	100.00%		28562	100.00%		28332	100.00%		28073	100.00%		27500	100.00%		26349	100.00%		23741	100.00%	
<b>TOTAL</b>	<b>34180</b>		<b>0</b>	<b>34180</b>		<b>0</b>	<b>34180</b>		<b>0</b>	<b>34180</b>		<b>0</b>	<b>34180</b>		<b>0</b>	<b>34180</b>		<b>0</b>	<b>34180</b>		<b>0</b>
REMARKS	*Tie resolved in accordance with election law.																				

STATE OF CALIFORNIA }  
COUNTY OF ALAMEDA } ss.

I, **DAVE MACDONALD**, Registrar of Voters for the County of Alameda, State of California, having canvassed the returns of all votes cast in the City of Oakland, Council District 3 at the General Election held on Tuesday, November 6, 2012, do hereby certify the following to be a full, true and correct Statement of the Results of all the votes cast, to which this certificate is attached, at said election for each candidate:


City of Oakland, Council District 3  
City Council Member, District 3  
Ranked-Choice Voting, Round 6 – Final  
(One Elected)

<u>Candidate</u>	<u>Votes</u>
LARRY LIONEL YOUNG, JR.	0
SEAN SULLIVAN	8030
DERRICK MUHAMMAD	0
NYEISHA DEWITT	0
LYNETTE GIBSON-MCELHANEY	9397
ALEX MILLER-COLE	0

I further certify the total number of votes cast in the City of Oakland at said Ranked-Choice Voting election for City Council Member, District 3. Attached hereto is a complete statement of the results showing the number of votes cast in the Final Round for each candidate.

I hereby set my hand and my official seal this 21<sup>st</sup> day of November 2012.



  
**DAVE MACDONALD**  
Registrar of Voters  
Alameda County  
State of California

## Ranked Choice Voting Results Table

Contest: Member, City Council, Dist. 3 - Oakland (RCV)

Load Type: Complete

	Round 1			Round 2			Round 3			Round 4			Round 5			Round 6		
	Votes	%	Transfer	Votes	%	Transfer	Votes	%	Transfer	Votes	%	Transfer	Votes	%	Transfer	Votes	%	Transfer
LARRY LIONEL YOUNG, JR.	1965	8.94%	0	1965	8.94%	-1965	0	0.00%	0	0	0.00%	0	0	0.00%	0	0	0.00%	0
SEAN SULLIVAN	5739	26.10%	0	5739	26.10%	+397	6136	28.48%	+481	6617	31.45%	+530	7147	35.64%	+883	8030	46.08%	0
DERRICK MUHAMMAD	3153	14.34%	0	3153	14.34%	+357	3510	16.29%	+223	3733	17.74%	-3733	0	0.00%	0	0	0.00%	0
NYEISHA DEWITT	3911	17.78%	0	3911	17.78%	+352	4263	19.79%	+485	4746	22.57%	+1319	6067	30.26%	-6067	0	0.00%	0
LYNETTE GIBSON-MCELHANEY	5213	23.71%	0	5213	23.71%	+294	5507	25.56%	+433	5940	28.23%	+698	6638	34.10%	+2559	9337	53.02%	0
ALEX MILLER-COLE	2010	9.14%	0	2010	9.14%	+119	2129	9.68%	-2129	0	0.00%	0	0	0.00%	0	0	0.00%	0
Write-In	0	0.00%	0	0	0.00%	0	0	0.00%	0	0	0.00%	0	0	0.00%	0	0	0.00%	0
Exhausted by Over Votes	98		0	98		+11	109		+5	114		+15	129		+17	146		0
Under Votes	4672		0	4672		0	4672		0	4672		0	4672		0	4672		0
Exhausted Ballots	0		0	0		+435	435		+502	937		+971	1906		+2606	4516		0
Continuing Ballots	21991	100.00%		21991	100.00%		21545	100.00%		21036	100.00%		20052	100.00%		17427	100.00%	
<b>TOTAL</b>	<b>26761</b>		<b>0</b>	<b>26761</b>		<b>0</b>	<b>26761</b>		<b>0</b>	<b>26761</b>		<b>0</b>	<b>26761</b>		<b>0</b>	<b>26761</b>		<b>0</b>
REMARKS	*Tie resolved in accordance with election law.																	

STATE OF CALIFORNIA }  
COUNTY OF ALAMEDA } ss.


I, **DAVE MACDONALD**, Registrar of Voters for the County of Alameda, State of California, having canvassed the returns of all votes cast in the City of Oakland, Council District 5 at the General Election held on Tuesday, November 6, 2012, do hereby certify the following to be a full, true and correct Statement of the Results of all the votes cast, to which this certificate is attached, at said election for each candidate:

City of Oakland, Council District 5  
City Council Member, District 5  
Ranked-Choice Voting, Round 4 – Final  
(One Elected)

<u>Candidate</u>	<u>Votes</u>
DAWN MCMAHAN	0
MARIO JUAREZ	4744
ARACELY "SHELLY" GARZA	0
NOEL GALLO	5716

I further certify the total number of votes cast in the City of Oakland at said Ranked-Choice Voting election for City Council Member, District 5. Attached hereto is a complete statement of the results showing the number of votes cast in the Final Round for each candidate.

I hereby set my hand and my official seal this 21<sup>st</sup> day of November 2012.



*Dave Macdonald*  
**DAVE MACDONALD**  
Registrar of Voters  
Alameda County  
State of California

## Ranked Choice Voting Results Table

Contest: Member, City Council, Dist. 5 - Oakland (RCV)

Load Type: Complete

	Round 1			Round 2			Round 3			Round 4		
	Votes	%	Transfer	Votes	%	Transfer	Votes	%	Transfer	Votes	%	Transfer
DAWN MCMAHAN	2067	18.38%	0	2067	18.38%	+172	2239	20.26%	-2239	0	0.00%	0
MARO JUAREZ	3785	33.66%	0	3785	33.66%	+180	3965	35.88%	+779	4744	45.35%	0
ARACELY "SHELLY" GARZA	754	6.71%	0	754	6.71%	-754	0	0.00%	0	0	0.00%	0
NOEL GALLO	4639	41.25%	0	4639	41.25%	+208	4847	43.86%	+669	5715	54.65%	0
Write-In	0	0.00%	0	0	0.00%	0	0	0.00%	0	0	0.00%	0
Exhausted by Over Votes	66		0	66		+6	72		+11	63		0
Under Votes	2171		0	2171		0	2171		0	2171		0
Exhausted Ballots	0		0	0		+188	188		+580	766		0
Continuing Ballots	11245	100.00%		11245	100.00%		11051	100.00%		10460	100.00%	
<b>TOTAL</b>	<b>13482</b>		<b>0</b>	<b>13482</b>		<b>0</b>	<b>13482</b>		<b>0</b>	<b>13482</b>		<b>0</b>
REMARKS	*Tie resolved in accordance with election law.											



STATE OF CALIFORNIA }  
COUNTY OF ALAMEDA } ss.


I, **DAVE MACDONALD**, Registrar of Voters for the County of Alameda, State of California, having canvassed the returns of all votes cast in the City of Oakland, Council District 7 at the General Election held on Tuesday, November 6, 2012, do hereby certify the following to be a full, true and correct Statement of the Results of all the votes cast, to which this certificate is attached, at said election for each candidate:


City of Oakland, Council District 7  
City Council Member, District 7  
Ranked-Choice Voting, Round 1 – Final  
(One Elected)

<u>Candidate</u>	<u>Votes</u>
LARRY E. REID	8733
SHERYL WALTON	4742
BEVERLY WILLIAMS	1507

I further certify the total number of votes cast in the City of Oakland at said Ranked-Choice Voting election for City Council Member, District 7. Attached hereto is a complete statement of the results showing the number of votes cast in the Final Round for each candidate.

I hereby set my hand and my official seal this 21<sup>st</sup> day of November 2012.



  
**DAVE MACDONALD**  
Registrar of Voters  
Alameda County  
State of California

## Ranked Choice Voting Results Table

Contest: Member, City Council, Dist. 7 - Oakland (RCV)

Load Type: Complete

	Round 1		
	Votes	%	Transfer
LARRY E. REID	8733	58.29%	0
SHERYL WALTON	4742	31.65%	0
BEVERLY WILLIAMS	1507	10.06%	0
Write-In	0	0.00%	0
Exhausted by Over Votes	39		0
Under Votes	1993		0
Exhausted Ballots	0		0
Continuing Ballots	14982	100.00%	
TOTAL	17014		0
REMARKS	*Tie resolved in accordance with election law.		

STATE OF CALIFORNIA }  
COUNTY OF ALAMEDA } ss.

I, **DAVE MACDONALD**, Registrar of Voters for the County of Alameda, State of California, having canvassed the returns of all votes cast in the City of Oakland at the General Election held on Tuesday, November 6, 2012, do hereby certify the following to be a full, true and correct Statement of the Results of all the votes cast, to which this certificate is attached, at said election for each candidate:


City of Oakland  
City Attorney  
**Ranked-Choice Voting, Round 1 – Final**  
(One Elected)

<u>Candidate</u>	<u>Votes</u>
JANE BRUNNER	40577
BARBARA PARKER	90222

I further certify the total number of votes cast in the City of Oakland at said Ranked-Choice Voting election for City Attorney. Attached hereto is a complete statement of the results showing the number of votes cast in the Final Round for each candidate.

I hereby set my hand and my official seal this 21<sup>st</sup> day of November 2012.



  
**DAVE MACDONALD**  
Registrar of Voters  
Alameda County  
State of California

## Ranked Choice Voting Results Table

Contest: City Attorney - Oakland (RCV)

Load Type: Complete

	Round 1		
	Votes	%	Transfer
JANE BRUNNER	40577	31.02%	0
BARBARA PARKER	90222	68.98%	0
Write-In	0	0.00%	0
Exhausted by Over Votes	247		0
Under Votes	25766		0
Exhausted Ballots	0		0
Continuing Ballots	130799	100.00%	
<b>TOTAL</b>	<b>156832</b>		<b>0</b>
<b>REMARKS</b>	*Tie resolved in accordance with election law.		

STATE OF CALIFORNIA }  
COUNTY OF ALAMEDA } ss.

I, **DAVE MACDONALD**, Registrar of Voters for the County of Alameda, State of California, having canvassed the returns of all votes cast in the City of **Oakland**, School District 1 at the General Election held on Tuesday, November 6, 2012, do hereby certify the following to be a full, true and correct Statement of the Results of all the votes cast, to which this certificate is attached, at said election for each candidate:


City of Oakland, School District 1  
School Director, District 1  
Ranked-Choice Voting, Round 1 – Final  
(One Elected)

<u>Candidate</u>	<u>Votes</u>
JODY LONDON	19860
THEARSE PECOT	6310

I further certify the total number of votes cast in the City of Oakland at said Ranked-Choice Voting election for School Director, District 1. Attached hereto is a complete statement of the results showing the number of votes cast in the Final Round for each candidate.

I hereby set my hand and my official seal this 21<sup>st</sup> day of November 2012.



  
**DAVE MACDONALD**  
Registrar of Voters  
Alameda County  
State of California

## Ranked Choice Voting Results Table

Contest: School Director, District 1 - Oakland (RCV)

Load Type: Complete

	Round 1		
	Votes	%	Transfer
JODYLONDON	19860	75.89%	0
THEARSE PECOT	6310	24.11%	0
Write-In	0	0.00%	0
Exhausted by Over Votes	29		0
Under Votes	7981		0
Exhausted Ballots	0		0
Continuing Ballots	26170	100.00%	
TOTAL	34180		0
REMARKS	*Tie resolved in accordance with election law.		

STATE OF CALIFORNIA }  
COUNTY OF ALAMEDA } ss.

I, **DAVE MACDONALD**, Registrar of Voters for the County of Alameda, State of California, having canvassed the returns of all votes cast in the City of Oakland, School District 3 at the General Election held on Tuesday, November 6, 2012, do hereby certify the following to be a full, true and correct Statement of the Results of all the votes cast, to which this certificate is attached, at said election for each candidate:

City of Oakland, School District 3  
School Director, District 3  
Ranked-Choice Voting, Round 3 – Final  
(One Elected)

<u>Candidate</u>	<u>Votes</u>
BENJAMIN LANG	0
JUMOKE HINTON HODGE	11725
RICHARD FUENTES	7486

I further certify the total number of votes cast in the City of Oakland at said Ranked-Choice Voting election for School Director, District 3. Attached hereto is a complete statement of the results showing the number of votes cast in the Final Round for each candidate.

I hereby set my hand and my official seal this 21<sup>st</sup> day of November 2012.



*Dave MacDonald*  
**DAVE MACDONALD**  
Registrar of Voters  
Alameda County  
State of California

## Ranked Choice Voting Results Table

Contest: School Director, District 3 - Oakland (RCV)

Load Type: Complete

	Round 1			Round 2			Round 3		
	Votes	%	Transfer	Votes	%	Transfer	Votes	%	Transfer
BENJAMIN LANG	5309	25.80%	0	5309	25.80%	-5309	0	0.00%	0
JUMOKE HINTON HODGE	9710	47.18%	0	9710	47.16%	+2015	11725	61.03%	0
RICHARD FUENTES	5561	27.02%	0	5561	27.02%	+1925	7486	38.97%	0
Write-In	0	0.00%	0	0	0.00%	0	0	0.00%	0
Exhausted by Over Votes	36		0	38		+9	47		0
Under Votes	6143		0	6143		0	6143		0
Exhausted Ballots	0		0	0		+1360	1360		0
Continuing Ballots	20580	100.00%		20580	100.00%		19211	100.00%	
<b>TOTAL</b>	<b>26761</b>		<b>0</b>	<b>26761</b>		<b>0</b>	<b>26761</b>		<b>0</b>
<b>REMARKS</b>	*Tie resolved in accordance with election law.								



STATE OF CALIFORNIA }  
COUNTY OF ALAMEDA } ss.

I, **DAVE MACDONALD**, Registrar of Voters for the County of Alameda, State of California, having canvassed the returns of all votes cast in the City of Oakland, School District 5 at the General Election held on Tuesday, November 6, 2012, do hereby certify the following to be a full, true and correct Statement of the Results of all the votes cast, to which this certificate is attached, at said election for each candidate:


City of Oakland, School District 5  
School Director, District 5  
Ranked-Choice Voting, Round 1 – Final  
(One Elected)

<u>Candidate</u>	<u>Votes</u>
MIKE HUTCHINSON	4958
ROSIE TORRES	6014

I further certify the total number of votes cast in the City of Oakland at said Ranked-Choice Voting election for School Director, District 5. Attached hereto is a complete statement of the results showing the number of votes cast in the Final Round for each candidate.

I hereby set my hand and my official seal this 21<sup>st</sup> day of November 2012.



  
**DAVE MACDONALD**  
Registrar of Voters  
Alameda County  
State of California

## Ranked Choice Voting Results Table

Contest: School Director, District 5 - Oakland (RCV)  
 Load Type: Complete

	Round 1		
	Votes	%	Transfer
MKE HUTCHINSON	4958	45.19%	0
ROSIE TORRES	6014	54.81%	0
Writs-In	0	0.00%	0
Exhausted by Over Votes	28		0
Under Votes	2482		0
Exhausted Ballots	0		0
Continuing Ballots	10972	100.00%	
<b>TOTAL</b>	13482		0
<b>REMARKS</b>	*Tie resolved in accordance with election law.		

STATE OF CALIFORNIA }  
COUNTY OF ALAMEDA } ss.

I, **DAVE MACDONALD**, Registrar of Voters for the County of Alameda, State of California, having canvassed the returns of all votes cast in the City of Oakland, School District 7 at the General Election held on Tuesday, November 6, 2012, do hereby certify the following to be a full, true and correct Statement of the Results of all the votes cast, to which this certificate is attached, at said election for each candidate:


City of Oakland, School District 7  
School Director, District 7  
Ranked-Choice Voting, Round 1 – Final  
(One Elected)

<u>Candidate</u>	<u>Votes</u>
JAMES HARRIS	8008
ALICE A. SPEARMAN	5977

I further certify the total number of votes cast in the City of Oakland at said Ranked-Choice Voting election for School Director, District 7. Attached hereto is a complete statement of the results showing the number of votes cast in the Final Round for each candidate.

I hereby set my hand and my official seal this 21<sup>st</sup> day of November 2012.



  
**DAVE MACDONALD**  
Registrar of Voters  
Alameda County  
State of California

  
MEETING OF THE  
OAKLAND CITY COUNCIL  
DEC 18 2012

## Ranked Choice Voting Results Table

Contest: School Director, District 7 - Oakland (RCV)

Load Type: Complete

	Round 1		
	Votes	%	Transfer
JAMES HARRIS	8008	57.26%	0
ALICE A. SPEARMAN	5977	42.74%	0
Write-In	0	0.00%	0
Exhausted by Over Votes	35		0
Under Votes	2420		0
Exhausted Ballots	0		0
Continuing Ballots	13985	100.00%	
<b>TOTAL</b>	16440		0
<b>REMARKS</b>	*Tie resolved in accordance with election law.		