

Reusable Foodware Policy

**A Plastic and Climate Solution that Helps
Businesses Save Money**

Miriam Gordon, Story of Stuff Project

November 14, 2023

Oakland Public Works and Transportation Committee



Disposable foodware – part of a “throwaway economy”

15% of wood

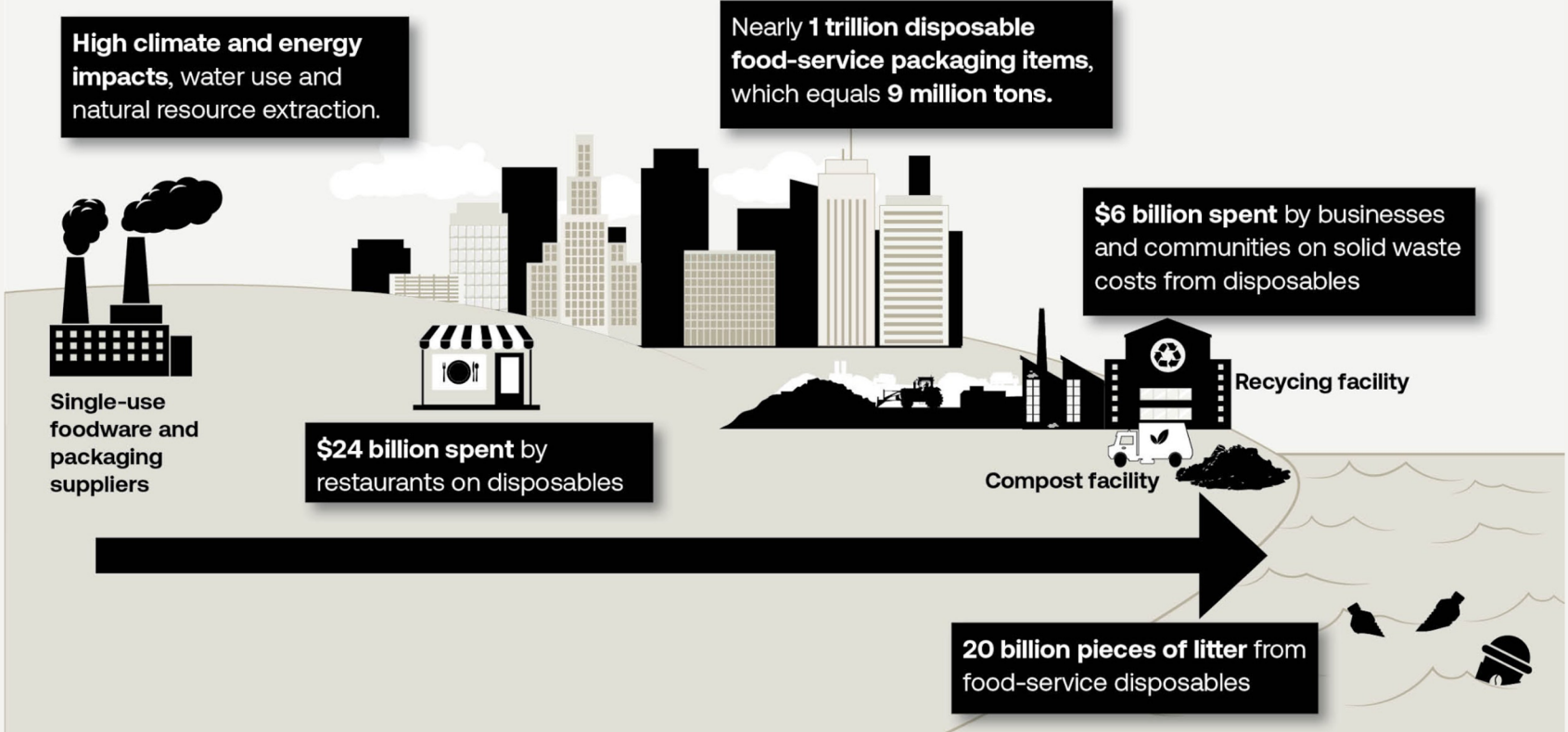
22% of aluminum

40% of plastic

50% of glass



Today's "one-way throw-away" food service model



**7 TRILLION
PIECES OF
PLASTIC ENTER
THE SF BAY
EVERY YEAR!**



67%

of Bay Area street litter bound for local and coastal waterways is **disposable food & beverage packaging***

75%

of top 10 littered items collected in Coastal Cleanup are **food and beverage packaging**

*2011 SF Bay regional study - Clean Water Fund

2020 INTERNATIONAL COASTAL CLEANUP

By the Numbers

Top Ten Items Recorded

1	Cigarette Butts	964,521
2	Beverage Bottles (plastic)	627,014
3	Food Wrappers (candy, chips, etc.)	573,534
4	Other Trash* (Clean Swell)	519,438
5	Bottle Caps (plastic)	409,855
6	Grocery Bags (plastic)	272,399
7	Straws, Stirrers	224,170
8	Take Out/Away Containers (plastic)	222,289
9	Beverage Cans	162,750
10	Beverage Bottles (glass)	146,255

221,589

People

5,229,065

Pounds

2,371,864

Kilograms

49,635

Miles

79,880

Kilometers

8,066,072

Total Items



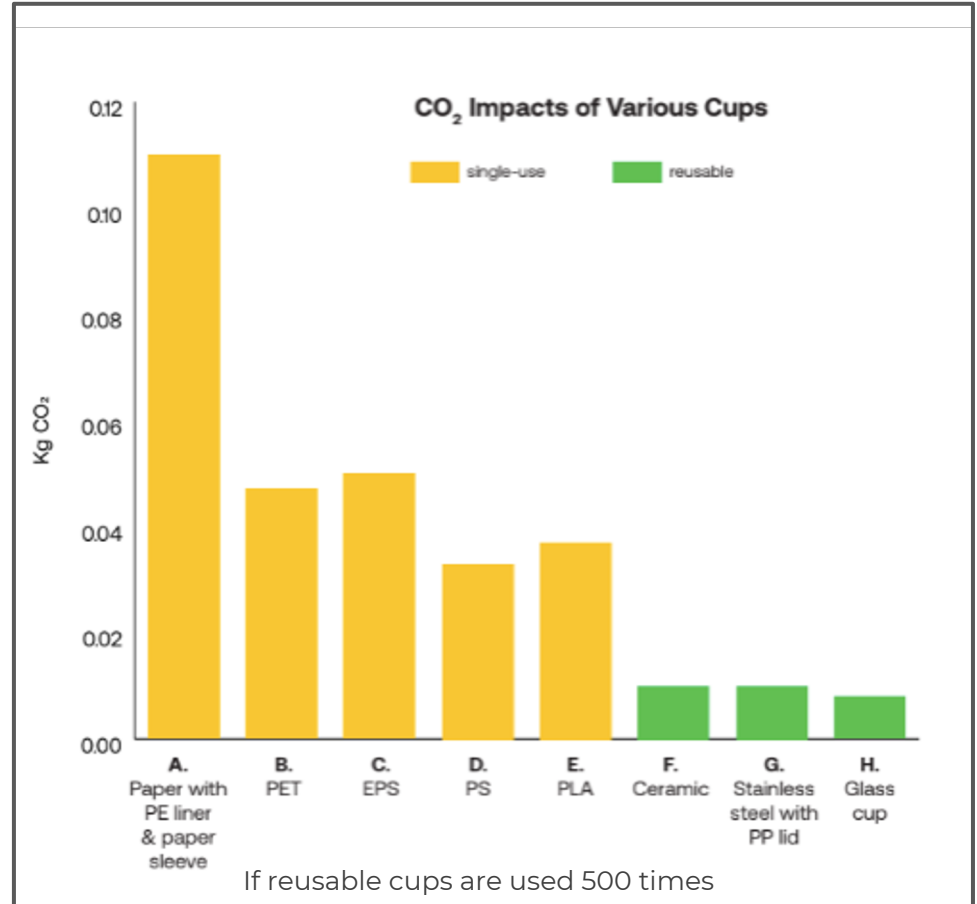
We have to work upstream to redesign the systems generating all the waste in the first place.

Reuse is a Climate Solution

Disposable paper, plastic, and bioplastic cups result in

3-10 x higher CO₂ emissions


than reusable ceramic, stainless steel and glass cups over a lifetime of 500 uses.



Restaurants that switch to reuse reduce waste and save money

- **\$3,000-\$22,000** in annual net cost savings
- Average of **110,000** disposable packaging items eliminated every year
- Average of **1,300** pounds of waste reduced each year
- See an overall **60% reduction** of packaging items*

*Data from ReThink Disposable, Clean Water Fund



Reuse for On-site Dining – Waste and Cost Impact in Oakland

Restaurant Sector	# of Restaurants	Sector %	Restaurant Average Annual Cost Savings	Restaurant Sector Annual Cost Savings	Total Annual Waste Reduction (# of Items Eliminated)	Total Annual Waste Reduction (lbs.)
Café/Bakery/Snack	88	12%	\$4,319	\$380,028	11,630,168	140,580
Fast Casual	100	14%	\$4,687	\$468,650	25,577,150	193,050
Fast Food	171	23%	\$4,701	\$803,895	24,730,705	611,241
Full Service	370	51%	n/a	n/a	n/a	n/a
All Restaurants	729	100%	\$4,603	\$1,652,573	61,938,023	944,871

Accessories on Request – Waste and Cost Impact

Restaurant Sector	# of Restaurants	Sector %	Restaurant Average Annual Cost Savings	Restaurant Sector Annual Cost Savings	Waste Reduction (# of items)
Café/Bakery/Snack	88	12%	\$7,487	\$658,812	28,234,800
Fast Casual	100	14%	\$626	\$62,608	12,688,920
Fast Food	171	23%	\$6,143	\$1,050,516	112,237,500
Full Service	370	51%	\$949	\$350,982	24,775,200
All Restaurants	729	100%	\$2,912	\$2,122,9178	177,936,420

Combined Policies – cost savings

	Accessories Upon Request ONLY		Dine-In Reusables Policy ONLY		Policies COMBINED	
Restaurant Sector	Restaurant Cost Savings	Restaurant Sector Cost Savings	Restaurant Cost Savings	Restaurant Sector Cost Savings	Restaurant Cost Savings	Restaurant Sector Cost Savings
Café/Bakery/Snack	\$7,487	\$658,812	\$4,319	\$380,028	\$11,805	\$1,038,840
Fast Casual	\$626	\$62,608	\$4,687	\$468,650	\$5,313	\$531,258
Fast Food	\$6,143	\$1,050,516	\$4,701	\$803,895	\$10,845	\$1,854,410
Full Service	\$949	\$350,982	n/a	n/a	\$949	\$350,982
All Restaurants	\$2,912	\$2,122,917	\$4,603	\$1,652,573	\$7,515	\$3,775,490

Similar Policies Enacted since Berkeley 2019

27 California cities & counties:

Arcata, Berkeley, Culver City, Cupertino, Daly City, Fairfax, Goleta, Half Moon Bay, Larkspur, Mill Valley, Novato, Sausalito, San Rafael, Tiburon, Los Angeles County, Marin County, Pacifica, Palm Springs, Ross, San Anselmo, San Rafael, Santa Rosa, Sebastopol, Watsonville, Santa Cruz City and County, Truckee

Outside California cities:

Quezon City, Philippines
Bainbridge and Bellingham, WA,
Edmonton and Banff, Canada

Countries:

Chile, France, Taiwan, the Netherlands