



FILED
OFFICE OF THE CITY CLERK
OAKLAND

2012 SEP 27 AM 11:51

AGENDA REPORT

TO: DEANNA J. SANTANA
CITY ADMINISTRATOR

FROM: Sara Bedford

SUBJECT: Alameda County Probation Informational
Report on AB 109

DATE: September 17, 2012

City Administrator
Approval

Date

9/19/12

COUNCIL DISTRICT: Citywide

RECOMMENDATION

Staff recommends that the Public Safety Committee accept this informational report and oral presentation from the Alameda County Probation Department on the current status of AB 109 the Criminal Justice Realignment Process.

OUTCOME

This report will provide Public Safety Committee with AB 109 update and information on how Alameda County is partnering with City of Oakland-Department of Human Services/Community Housing Services Division and Measure Y Division on AB 109.

SUMMARY

The Alameda County Department of Probation was invited to address the City Council's Public Safety Committee to update the Councilmembers on the current status of criminal justice realignment in Alameda County and Oakland, commonly referred to by its enacting legislation, AB 109. The Chief of Probation and Deputy Chief of Probation for Adult Services will be making an oral presentation regarding the individuals now residing in Oakland and Alameda County who are under community supervision by the Probation Department who were formerly under state supervision. Attached for your information are two one-page summaries describing the characteristics and current status of the individuals who fall under AB 109.

Respectfully submitted,

Sara Bedford, Interim Director
Department of Human Services

ATTACHMENTS:

- A - Alameda County Probation Department PRCS Demographics October 2011 - August 2012
- B - Alameda County Probation Department PRCS Status October 2011 - August 2012

Item: _____
Public Safety Committee
October 9, 2012

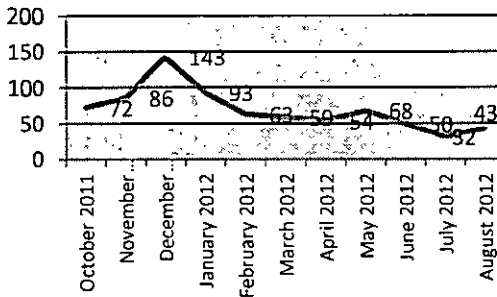


Monthly Post-Release Community Supervision (PRCS) Profile Update
October 2011 through August 2012

LADONNA HARRIS
Acting Chief Probation Officer

PRCS Client Demographic Profile & Offense History

PRCS Clients Received from CDGR since Oct. 2011 (n = 763 (623 currently active))



The majority of active PRCS clients:

- African-American (60%)
- Male (91%)
- Between the ages of 26 – 35 (37%)
- Initially released to the city of Oakland (50%)
- Average of 8 prior convictions
- Spent less than 1 year incarcerated by CDCR (63%)

n = 623

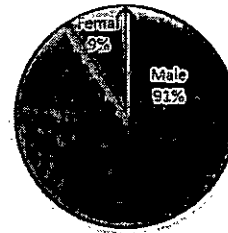

ACPD has received 763 cases from the California Department of Corrections and Rehabilitation (CDCR) since Oct. 2011 when AB109 went into effect. The number of cases received in December 2011 peaked at 143 and has continued to decline since then with a slight rise in May. On average, ACPD received about 69 new RRCs clients a month.

City of Release for PRCS Clients

City	#	%
Oakland	312	50%
Hayward	69	11%
San Leandro	32	5%
Fremont	31	5%
Berkeley	28	4%
Newark	16	3%
Union City	13	2%
Alameda	11	2%
Livermore	10	2%
San Lorenzo	10	2%
Castro Valley	8	1%
Pleasanton	6	1%
Dublin	4	1%
Stockton	3	<1%
Other	70	11%
Total	623	100%

-104 (17%) active PRCS clients were identified as being homeless upon initial release from custody by the CDCR.

PRCS Client Race & Gender n = 623




Current Age of RRCs Clients n = 623

Age Group	Count	Percentage
18-25 Years	104	17%
26-35 Years	230	37%
36-45 Years	152	24%
46-55 Years	100	16%
56-65 Years	33	5%
66-75 Years	4	1%
Total	623	100%

PRCS Client Prior Conviction History n = 623

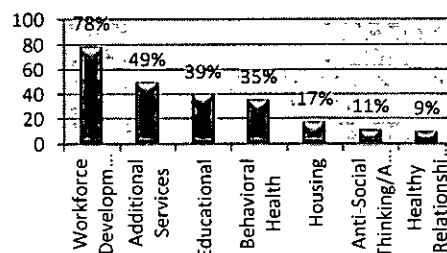
Average # of Prior Convictions = 8



Average Days in CDCR Custody for PRCS Clients n = 623

Duration	Percentage
Less than 1 year	53%
1-2 years	24%
2-5 years	12%
5 years +	1%

Service Needs among PRCS Clients n = 238



-PRCS clients have multiple needs. The most common need identified among the PRCS population is workforce development (78%). Educational needs were identified for 39% of the population, and 17% of clients were identified as having housing needs. 49% of clients had needs for additional services.



Monthly Post-Release Community Supervision (PRCS) Caseload Update
October 2011 – August 2012

LADONNA HARRIS
Acting Chief Probation Officer

PRCS Caseload Data Oct. 2011 – August 2012	
Total Cases Received	860
Total Inactive Cases/Warrant Bank	13
Total Cases Closed	128
Total Pending Cases	96
Early Termination at 6 months	24
Early Termination at 1 Year	0
Transfers out of Alameda County	55
Transfers into Alameda County	80
Total Active Cases	623

- Other PRCS Population Facts**
- All PRCS clients are automatically classified as high risk offenders in Alameda County (minimum of one face-to-face contact per month).
 - A total of 80 PRCS clients have been transferred in to Alameda County since October 2011.
 - A total of 55 PRCS clients have been transferred out of Alameda County since October 2011.

Violations for Active PRCS Clients


- Total Cases Actively Supervised in the Community**
- Total currently active = 623
 - Average caseload size per D.P.O. = 62 Cases
- Violations Filed on PRCS Clients since Oct. 2011**
- Total violations filed to date = 228
 - Total filed for New Arrests = 82
 - Total filed for *No Show = 75
 - Total filed for **AWOL = 64
 - Total filed for New Arrests/No Show = 7

-Out of 623 active PRCS cases, 518 (83%) have had NO violations filed to date, while the remaining 105 (17%) have had at least one violation:

-Out of 623 active PRCS clients, 554 (89%) have had NO arrest violations filed to date, while the remaining 69 (11%) have had at least one arrest violation.

*No Show violations: Client never reported for their first appointment.
**AWOL violations: Client stopped reporting sometime after their first appointment

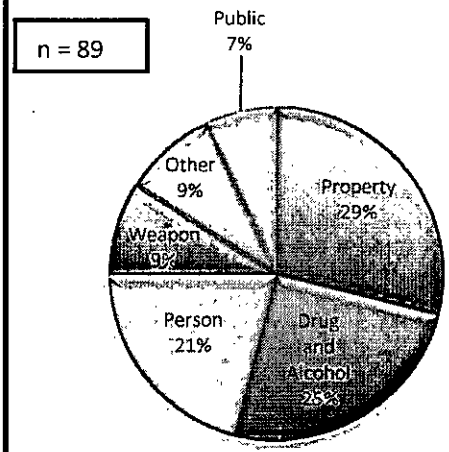
Percent of Violation Types



Violations for New Arrests

- Of the total active caseload (n=623), there were 89 violations filed for new arrests. 71% of the violations filed for new arrests were felony level offenses, while 29% were for misdemeanors.
- The majority of PRCS clients were re-arrested for property offenses (29%), drug & alcohol offenses (25%), offenses against persons (21%), and weapons offenses (9%). The remaining offense types were for offenses against the public (7%) and "Other" offenses (9%).

Percent of Offense Types for New Arrest Violations



Charge Types of Violations filed on PRCS Clients for New Arrests since Oct. 2011 n = 89

Offense Type	#	%
Drugs	20	22%
Auto Theft	8	9%
Weapons	8	9%
Burglary	7	8%
Robbery	7	8%
Resisting Arrest	4	5%
Theft	4	5%
DV Threats	4	5%
Misdemeanor Assault	3	3%
Driving while intoxicated	2	2%
Possession of Stolen Property	2	2%
Drunk in Public	2	2%
Hit and Run	2	2%
Sex Offenses	2	2%
Forgery	1	1%
Felony Assault	1	1%
Attempted Murder	1	1%
Other Misdemeanor	11	12%
Total	89	100%