

FILED  
OFFICE OF THE CITY CLERK  
OAKLAND

2008 MAR 27 PM 4:34

# CITY OF OAKLAND

## AGENDA REPORT

TO: Office of the City Administrator  
ATTN: Deborah Edgerly  
FROM: Department of Human Services  
DATE: April 8, 2008

**RE: Report On Current Measure Y Funded Violence Prevention Strategies And Future Funding Issues And A Resolution Authorizing The City Administrator To Extend Agreements With Project Re-Connect And Oakland Unified School District Office Of Alternative Education For Five Months, And With Catholic Charities Of The East Bay, Alameda County Health Care Services Agency, And Youth Alive! For Fifteen Months For Measure Y Gang Prevention And Intervention And Violent Incident Response Services Offered Through June 30, 2009, For A Total Amount Not To Exceed \$668,000**

---

### SUMMARY

This report presents the issues of concern for City Council as we approach the planning process for Measure Y Violence Prevention program funding in Fiscal Year 2009-10, and makes recommendations on how City Council might approach the difficult funding decisions that lay ahead.

One immediate recommendation contained herein is a resolution to renew and extend the contracts for several successful pilot programs (Violent Incident Response and Gang Prevention and Intervention) currently in operation in order to set these programs on the same funding cycle as other Measure Y funded violence prevention programs, so that all Measure Y program strategies expire on June 30, 2009.

Specifically, this report recommends a resolution exercising the option to renew these contractors for another year plus three months:

1. Youth ALIVE! for \$85,000
2. Catholic Charities of the East Bay for \$325,000
3. Alameda County Health Care Services Agency for \$100,000

and extending the following contracts for five months:

4. Project Re-Connect for \$80,000, and increasing the number of parents served by 75, for a total of 155.
5. OUSD Office of Alternative Education for \$78,000.

Item: \_\_\_\_\_  
Public Safety Committee  
April 8, 2008

This amount exceeds the previous City Council allocation in July 2006 by \$203,000, of which \$80,000 will come out of funds generated through the California Gang Reduction, Intervention and Prevention (CalGRIP) initiative award from the State of California to the City of Oakland announced on March 3, 2008, and \$123,000 from funds withheld from Fiscal Year 2006-07 Measure Y grantees for failure to reach performance benchmarks.

## **FISCAL IMPACT**

The funds for these contracts are located at:

- \$465,000 for Violent Incident Response contracts from Public Safety Act of 2004 Measure Y Fund (2251), DHS Administration Organization (78111), and Crisis Response Project (G261274).
- \$123,000 for Violent Incident Response and Gang Prevention and Intervention contracts from Public Safety Act of 2004 Measure Y Fund (2251), DHS Administration Organization (78111), and Reserve Fund Project (G261273).
- \$80,000 for Gang Prevention and Intervention contracts from the State of California Fund (2999), Bureau of Investigations Organization (102110), in a Project Account to be determined. These are the CalGRIP funds described in the accompanying report from OPD.

There is no fiscal impact on the General Fund.

## **BACKGROUND**

On June 7, 2005, City Council approved specific program recommendations from staff, as amended by the Public Safety Committee on May 10, for Measure Y funded violence prevention programs. The recommendations included allocating funds to existing violence prevention programs and to community based organizations or public agencies through a competitive Request for Proposal (RFP) process. (The result of this RFP process was the approval of grant agreements with various agencies per Resolution No. 79881 C.M.S. on May 2, 2006.) The funding for the contracts awarded through the RFP process started July 1, 2006 and used funds available from FY 06-07, thus leaving \$4.4 million in revenues collected in FY 05-06 available for one-time re-programming. The City Council approved recommendations to re-program these funds on July 18, 2006, which included funding for new strategies of violent incident response and gang prevention and intervention. After an RFP process, gang prevention and intervention grant agreements were approved on December 19, 2006, per Resolution No. 80346 C.M.S. After another RFP process, violent incident response grant agreements were approved on February 6, 2007, per Resolution No. 80383 C.M.S.

Item: \_\_\_\_\_  
Public Safety Committee  
April 8, 2008

Passed by Oakland voters on November 2, 2004, Measure Y provides approximately \$20 million every year for ten years to fund violence prevention programs, additional police officers, and fire services. Measure Y funds are generated through a parcel tax along with a parking surcharge in commercial lots. Per the legislation and City Council, the annual allocations of the revenue are as follows:

- \$4 million per year for Oakland Fire Department (OFD) services;
- 60% of the remainder for the Oakland Police Department (OPD) services;
- 40% of the remainder for violence prevention programs administrated by the Department of Human Services (DHS); and
- 3% of the OPD and DHS allocations set aside for internal and external evaluation and oversight.

The DHS allocation is approximately \$6.4 million per year in Fiscal Year 2007-08. An informational report brought to the Public Safety Committee on February 26<sup>th</sup> of this year detailed the past revenue and expenditures related to the prevention portion of the Measure Y fund and projected estimated costs and revenues for the remaining years of the fund, which expires December 31, 2014. As part of this report, staff informed the Committee that several key fiscal issues would surface within 18 months. The shortest summary of the issues presented to the Committee in that report is that *the violence prevention programs currently in operation and the City support staff that exist now cannot be maintained at their current levels after Fiscal Year 2008-09.*

On July 11, 2006, the Public Safety Committee finalized plans for the use of \$1.5 million in unallocated Measure Y carry forward funds. The plans included 2 years of funding for pilot programs for violent incident response services approved on February 6, 2007 per Resolution No. 80383 C.M.S.:

1. Youth ALIVE! for \$65,000 per year to provide the Caught in the Crossfire program at Highland Hospital. This intervention program works with youth who are hospitalized due to violent injuries, to reduce retaliation, re-injury, and arrest.
2. Catholic Charities of the East Bay for \$300,000 per year to operate the Crisis Response and Support Network (CRSN). This contractor was selected through a Request for Proposals Process to coordinate, in close collaboration with the Oakland Police Department Homicide Unit, first response, emergency funds, intensive support services, and referral to mental health to friends and families of homicide victims.
3. Alameda County Health Care Services Agency for \$100,000 per year to provide mental health services and coordination for CRSN clients.

This report recommends a resolution exercising the option to renew these contractors for another year plus three months in order to set these programs on the same funding cycle as other Measure Y funded violence prevention programs:

1. Youth ALIVE! for \$85,000 for 15 months
2. Catholic Charities of the East Bay for \$325,000 for 15 months
3. Alameda County Health Care Services Agency for \$100,000 for 15 months

Item: \_\_\_\_\_  
Public Safety Committee  
April 8, 2008

Also on July 11, 2006, the Public Safety Committee finalized plans for 2 years of pilot programs for gang prevention and intervention. After a Request for Proposals process, DHS recommended and City Council approved, via Resolution No. 80346 C.M.S., one-year contracts with one-year options to renew with Project Re-Connect (\$85,000 for gang parenting classes) and Oakland Unified School District Office of Alternative Education with subgrantee California Youth Outreach (\$190,000 for gang intervention and parenting support services). The second contract year of these programs was approved by City Council on December 19<sup>th</sup>, 2006, in Resolution No. 80346 C.M.S. This report recommends a resolution extending these contracts for five months in order to get these programs on the same funding cycle as other Measure Y funded violence prevention programs:

1. Project Re-Connect for \$80,000 for an additional 5 months.
2. OUSD Office of Alternative Education for \$78,000 for an additional 5 months.

## **KEY ISSUES AND IMPACTS**

### ***Current Off-Cycle Contracts***

Because City Council developed additional violence prevention priorities – specifically gang prevention/intervention and violent incident response – as key issues that emerged in the middle of the fiscal year, DHS administered contracts in these areas out of carry forward funds. Because carry forward funds are not ongoing, these programs, as currently authorized, are limited in duration. Staff recommends using additional carry forward funds in order to extend these programs until the end of Fiscal Year 2008-09. During Fiscal Year 2008-09, a single, major Request for Proposals process will be administered to select grantees for another three-year cycle of funding (Fiscal Years 2009-10 through 2011-12), to begin at the point when all Measure Y violence prevention contracts will expire simultaneously. This section of the report details the reasons to extend the “off-cycle” contracts until June 30, 2009: Please refer to Attachment B for additional performance information on each provider.

### **Caught in the Crossfire:**

Youth ALIVE!'s Caught in the Crossfire intervention program works with youth who are hospitalized due to violent injuries, to reduce retaliation, re-injury, and arrest. The Caught in the Crossfire case manager funded through this grant provided case management to a total of 32 youth victims of violence in the first three quarters of the contract, exceeding the benchmark of 22 by almost 50%. He also maintained frequent contact with youth and their families, both in person as well as by phone, and worked with them on such issues as preventing retaliatory violence (since all youth referred by Highland Hospital have been hospitalized for a violence related injury), basic needs, accessing mental and physical health services, and educational and legal advocacy and assistance. The number of contacts with clients enrolled in case management also far exceeded the original goal. Although the goal was to have at least 400 case management contacts, he had 900 contacts. By maintaining such frequent and intensive contact with his

Item: \_\_\_\_\_  
Public Safety Committee  
April 8, 2008

clients, he has established trusting relationships with the youth, resulting in their increased commitment to working toward reaching and their short-term and long-term goals while avoiding future victimization and/or perpetration of violence. To date, no clients have been arrested for retaliation or intentionally re-injured. (One client was unintentionally injured.)

The first year of this contract expires March 31, 2008. Staff recommends Council reaffirm its allocation for second year (12 month) funding and extend this contract in order to serve an additional 40 Caught in the Crossfire clients over 15 months for \$85,000, which is an additional \$20,000 above the original City Council allocation.

### **Community Response and Support Network:**

A collaborative of agencies and volunteers led by Catholic Charities of the East Bay (CCEB), the Oakland Community Response and Support Network (CRSN) was a pilot program begun in April 2007 to provide first response, emergency funds, intensive support services, and connection to mental health services to friends and families of up to 60 homicide victims in close partnership with the Oakland Police Department Homicide Investigation Unit. The program provides not only a human response to suffering residents, but also helps prevent violent retaliation by providing other outlets for expressing emotions and solving problems after experiencing a violent death of a loved one. After only nine months, CRSN outreach has already exceeded the original 12 month goal, reaching out to 63 victim groups. CRSN responded to 4 "call-outs" from OPD to the scenes of homicides over the New Year's Eve weekend alone. Services include grief and trauma counseling; help planning funerals and memorials, help applying for victim of crime assistance, and "circles of support" for young people to process their grief. As a partner to Catholic Charities, Alameda County Health Care Services Agency (ACHCSA) has a Measure Y contract to provide mental health services to CRSN clients. ACHCSA has hired a culturally competent clinician who takes referrals directly from first responders. After 9 months, 60 clients have been assessed.

The 1<sup>st</sup> year of these contracts expire March 31, 2008, although City Council has allocated renewal funds for 12 additional months. Staff recommends renewing and extending CCEB's contract in order to serve an additional 80 homicide victim groups over 15 months for \$325,000, which is \$25,000 above the original City Council allocation for second year funding. Staff also recommends renewing and extending ACHCSA's contract in order to conduct 105 mental health assessments and provide 60 clients with ongoing mental health services for 15 months for \$100,000, which includes no additional costs above the original second year funding.

### **Gang Prevention and Intervention Contracts:**

On December 18<sup>th</sup>, City Council approved 12 month renewals of Gang Prevention and Intervention contracts with Project Re-Connect for \$85,000 and the Oakland Unified School District Office of Alternative Education for \$190,000. These contracts are set to expire on

Item: \_\_\_\_\_  
Public Safety Committee  
April 8, 2008

January 31, 2009. In order to move these contracts in line with all of the other Measure Y programs, staff recommends extending both contracts for five months.

Oakland Unified School District Alternative Education with subgrantee California Youth Outreach (CYO) would extend their gang work in the Alternative Education Schools for an additional five months for an additional cost of \$78,000, which is being recommended from the unexpended balance in the reserve fund of Measure Y. This action will bring the total contract to \$268,000 for 17 months.

Project Re-Connect's contract, providing parenting classes for families with young children at risk of gang violence, is recommended to be extended for an additional five months for an additional \$80,000 (for a total of \$165,000 for 17 months) and increasing the number of parents who will be served in this period by 75, to 155 parents of students highly at risk for being recruited into gangs. This contract extension is available from funding from the State of California, Office of Emergency Services, CalGRIP grant recently awarded to the City of Oakland. The CalGRIP grant is described in more detail in the accompanying report from OPD.

Overall, all of the additional allocations recommended in this report exceed the previous City Council allocation by \$203,000, of which only \$123,000 will come out of Measure Y reserve funds, and the other \$80,000 will come out of funds leveraged by Measure Y through the California Gang Reduction, Intervention and Prevention (CalGRIP) initiative award from the State of California.

### ***Preparing for Future Measure Y Violence Prevention Program Funding Decisions***

Renewing and extending the contracts described above sets the stage for a larger policy discussion regarding Oakland's overall strategy for utilizing Measure Y violence prevention funds. Difficult decisions regarding the future of current Measure Y program allocations and support staffing will need to be made by the end of the summer this year, in order to run a Request for Proposals process to select grantees for the next three-year cycle which begins in July 2009. As discussed in the informational report presented to the Public Safety Committee on February 26, 2008, the key issues facing City Council are:

- **Current Staffing Cannot be Maintained.** DHS has leveraged time-limited resources to support its administrative staffing for Measure Y. As a result, the current Measure Y-related staffing cannot be sustained. Specifically, there are no resources identified to maintain the two positions that are slated to terminate by the end of Fiscal Year 2008-09:
  - (1) Violence Prevention Network Coordinator who serves as the liaison between the police and Measure Y programs and deploys street outreach workers in coordination with OPD (currently funded under a foundation grant); and
  - (2) Reentry Services Manager who administers all prisoner reentry related Measure Y contracts and staffs the Reentry Advisory Committee (currently funded under a state grant).

Item: \_\_\_\_\_  
Public Safety Committee  
April 8, 2008

The total cost of these positions, including benefits, is about \$250,000 per year. Staff expects the loss of staffing to substantially impact Department of Human Services' ability to adequately deliver these programs, particularly the Reentry and Mayor's Street-based Outreach strategies.

- **Current Programming Levels Cannot be Maintained.** On an annual basis, Measure Y funds almost \$7.5 million in violence prevention programming.<sup>1</sup> However, there are only ongoing revenues for programming of about \$6.2 million. There are a number of pilot programs that City Council allocated one-time, carry forward funds to support that do not have any ongoing funding source earmarked within Measure Y, and will therefore expire after June 30, 2009:

- Mayor's Street-based Outreach Workers
- Crisis Response and Support Network
- Caught in the Crossfire
- Gang Awareness Parent Education
- Gang Intervention
- Radical Roving Recreation
- Restorative Justice Program at Cole Middle School
- Additional allocation to Youth Radio for after school jobs
- Reentry Employment Specialist position in the Office of the Mayor

Many of these programs, although relatively new, are likely essential to Oakland's overall violence prevention strategy. However, in order to maintain any of the above listed staffing or programming after June 2009, either new funds must be identified to augment Measure Y, or some of the ongoing Measure Y violence prevention programs must give way. There are several ways that City Council might approach this conundrum.

**Approach #1:** *Set priorities among the larger program areas of Measure Y, and fund only those highest priority areas.* Currently, all program strategies fall under several larger groupings:

- Programs that serve high risk school-aged youth, such as sports and case management
- Diversion and prisoner reentry programs such as Project Choice
- Programs assisting victims of domestic violence and their children
- Employment programs (this category could be further split into employment programs for school-aged youth and programs for adults on parole and/or probation)
- School-based prevention programs
- Violent Incident Response programs
- Gang related programs

---

<sup>1</sup> Measure Y also provides 5-year baseline operational support grants to two organizations -- the Alameda County Family Justice Center and Youth UpRising -- that are due to expire at the end of June 2011. This amount equals a little more than \$300,000 each year on top of the other violence prevention programming.

- Coordinated Street-based outreach, i.e., the Mayor's Street Outreach

**Approach #2:** *Set priorities among the populations served by Measure Y, and fund only those highest priority populations.* Currently, these populations include:

- Adults on parole or probation, up to age 35
- Juvenile probationers
- Sexually exploited minors
- Chronic truants
- Gang members
- Suspended or expelled students
- Children exposed to domestic violence
- Victims of domestic violence
- Victims (under 20 years old) hospitalized as the result of violence
- Families and friends of homicide victims
- Parents of potential gang members
- All students (served by violence prevention curriculum and conflict mediation programs)

**Approach #3:** *Look at each program and strategy individually and determine the priority level of each.* A list of current grantees, grant amounts, program strategies, and program areas is included as Attachment A.

### ***Allocating Measure Y Resources***

Decisions will need to be made between programs, because not all current programs and staffing can be maintained at the current level beyond Fiscal Year 2008-09. Given the reality that Measure Y cannot "do it all," City Council must be very strategic in its decisions. In order to use any of the above approaches to choose between programs, staff recommends that City Council consider the following criteria prior to approving any funding decisions.

1. *Select a single measurable outcome goal that guides the choices being made.* For example, if the main goal is the reduction of shootings, that will lead to a certain program focus that is much different than if the goal is the reduction of truancy. The Boston Model, for example, benefited by its singular focus on reduction of juvenile homicides. The reduction of all crime, *per se*, is too broad a goal for any targeted intervention with the dollars available.
2. *Select a goal of primary prevention (well before violence is to occur), secondary prevention (intervention into situations where violence would otherwise occur), tertiary prevention (intervention after violence has occurred), or some mixture of the three.* Each of these goals has a very different timeline and metric for success. Depending on which is chosen, the strategies will be very different.



3. *Articulate a preference for a universal or diverse approach.* City Council should consider whether the best violence prevention strategy is to provide an array of programs to an array of populations in order to touch some in each group, or whether it prefers to focus on only a few strategies that completely penetrate a specific target population or geographic area and serve it universally. For example, current Measure Y programs touch hundreds of juvenile probation youth in Oakland, but do not universally serve all of them, because doing so would mean that other programs serving other populations could not be funded.
4. *Articulate a preference for intensity of service for a smaller target population or a distribution of less concentrated services to a wider population.* One of the decisions that City Council made in 2005 was that with a high risk population, intensity of service was a key to success. City Council will need to revisit or reaffirm this decision.
5. *Design strategies in such a way that they will coordinate together as part of a clear network of services.* For example, have employment and case management resources linked to outreach efforts, so that high risk clients are seamlessly recruited and integrated into necessary services to reduce their risk of perpetrating and/or becoming a victim of violence.
6. *Determine whether there are current strategies that are more appropriately funded by other bodies, particularly other public institutions such as the school district or the county?* Some strategies nurtured by Measure Y might now be able to be taken on by other entities.

### ***Suggestions for Developing Funding Priorities***

Staff makes the following recommendations regarding some of these issues that will establish and/or reaffirm some underlying principles that will guide the development of funding priorities.

1. Staff recommends that City Council select a **clear and singular outcome** that the prevention funding is designed to achieve. Specifically, staff recommends City Council establish a goal such as “reduction in homicides and shootings” or “reduction in truancy” but *not necessarily both*. The goal chosen will guide the priority given certain strategies and thus the type of investments made. A homicide reduction goal leading to more investments in reentry, street outreach and employment; a goal of truancy reduction leads to investments in school-based case management, mental health services, and after-school jobs. Current Measure Y funding, while generous, is far from adequate to address the myriad of worthy and possible violence prevention interventions. A clear and consistent focus is a common element to most successful and effective models of violence reduction such as those in Boston and Chicago. Also, strategies designed to reduce truancy would likely have a positive impact on reducing acts of violence and vice versa. But a clear and singular outcome would allow the resources to be more tightly targeted and send a consistent public message about the goal of the work.

Item: \_\_\_\_\_  
Public Safety Committee  
April 8, 2008

2. Staff recommends that City Council reaffirm its prior commitment to certain principles:
  - Measure Y funding is distinct in that it **focuses on the highest risk individuals** and thus is typically investing in secondary and tertiary interventions (where violence has or is likely to occur) versus primary prevention. Primary prevention programs can be better supported by other funding streams such as OFCY and Alameda County First5.
  - Due to its focus on high risk individuals and their higher level of need, Measure Y **supports intensive interventions** with high levels of contact rather than other worthy programs that may touch a large number of people more lightly.
  - Measure Y resources are limited and **neighborhoods where violence is most prevalent should continue to have priority** for receiving Measure Y interventions.
  
3. Staff recommends the City Council **engage our other public partners** – Alameda County Probation, Alameda County Health Care Services Agency, OUSD, Parole -- **in a review and setting of the funding priorities**. Currently, Measure Y supports youth and young adults in all of these systems. It is advisable to look at the investments made in each of these systems and determine which ones might be supported by alternate resources available to our partners but not the City. This process will also assure that all are partners have a stake in and commitment to the priority outcomes that are chosen.

### *Next Steps*

Staff will return to the Public Safety Committee in late May 2008 with recommendations regarding the third and final year of funding for the first group of Measure Y grantees. Funding recommendations will be developed based on the outcome measures provided by the independent evaluators, Berkeley Planning Associates (BPA), in late April. Staff will not be recommending that wholesale changes in funding be made in this third year, as any major changes would require the reissuing of an RFP and thus would not allow for a timely use of the money. If certain strategies are found to be underperforming, staff will recommend shifting the resources to higher performing and/or more promising strategies.

A full discussion of Measure Y funding priorities will require time and careful consideration in order to inform an RFP process (late fall 2008) for the next three year funding cycle. Staff recommends that discussion take place in early September 2008. City Council must reach **a final decision concerning the allocation of Measure Y funds across violence prevention strategies by October 2008**, so that the two-step RFP can be issued in November 2008. Preliminary proposals will be due in January 2009, and invitations to submit full proposals will be extended at the end of February and due at the beginning of April. Final funding recommendations will be developed in April 2009 and brought to City Council in May 2009 in time for the contracts to be signed by July 1, 2009.

Item: \_\_\_\_\_  
Public Safety Committee  
April 8, 2008

## **SUSTAINABLE OPPORTUNITIES**

### **Economic:**

Providing programs for Oakland families affected by violence will increase their economic stability by linking them to organizations that can provide support services to increase school success of young people and access to resources for struggling families faced with the high costs of medical care and burial expenses.

### **Environmental:**

No environmental opportunities have been identified.

### **Social Equity:**

Measure Y programs assist the youth and families in Oakland to achieve a greater degree of social equity. Creating programs that decrease the trauma associated with violence increases the likelihood that families will not be debilitated in the long-term due to experiencing violence.

## **DISABILITY AND SENIOR CITIZENS ACCESS**

All programs funded by Measure Y are accessible to persons with disabilities.

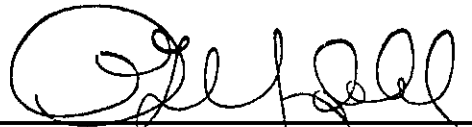
## **RECOMMENDATION(S) AND RATIONALE**

Staff requests that City Council accept this report and approve the resolution exercising the option to renew three contractors for another year plus three months – (1) Youth ALIVE! for \$85,000, (2) Catholic Charities of the East Bay for \$325,000 (3) Alameda County Health Care Services Agency for \$100,000 – and extending two other contracts for five months – (4) Project Re-Connect for \$80,000 and (5) OUSD Office of Alternative Education for \$78,000. Extending these contracts puts all current Measure Y program on the same timeline for expiration, on June 30, 2009, and provides time for City Council to make strategic decisions about which limited duration violence prevention programs to fund beyond that time, and which ongoing programs to de-fund.

**ACTION REQUESTED OF THE CITY COUNCIL**

That City Council accept this report on current Measure Y funded violence prevention strategies and future funding issues and that Council approve the resolution authorizing the City Administrator to extend agreements with Project Re-Connect and Oakland Unified School District Office of Alternative Education for five months, and with Catholic Charities of the East Bay, Alameda County Health Care Services Agency, and Youth Alive! for nine months for Measure Y Gang Prevention and Intervention and Violent Incident Response Services offered through June 30, 2009, for a total amount not to exceed \$668,000.

Respectfully submitted,



**ANDREA YOUNGDAHL**  
Director, Department of Human Services


Reviewed by:  
Sara Bedford, Policy & Planning Manager

Prepared by:  
Anne Marks, Violence Prevention Planner

**ATTACHMENTS:**

- A** Overview of Measure Y Grantees in FY 08-09 by Strategy and Funding Area (2 pages)
- B** Information on previous performance of grantee agencies recommended for contract renewals and extensions (1 page)

APPROVED AND FORWARDED TO THE  
PUBLIC SAFETY COMMITTEE:

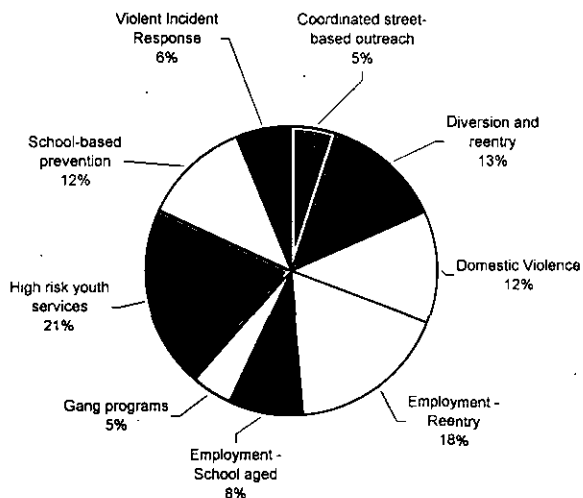


Office of the City Administrator

Item: \_\_\_\_\_  
Public Safety Committee  
April 8, 2008

Grantee	Program Area	Program Strategy	Annual Measure Y Grant Amount	Annual non-Measure Y Grant Amount	Total
Alameda County Family Justice Center	Domestic violence	Youth Support Groups	\$ 147,364		\$ 147,364
Alameda Co. Health Care Services Agency	Violent Incident Response	Crisis Response & Support Network	\$ 100,000		\$ 100,000
Alameda Co. Health Care Services Agency	School-based prevention	OUR Kids/Safe Passages Model	\$ 240,000		\$ 240,000
Ala. Co. Interagency Children's Policy Council	High risk youth services	Outreach to SEMs	\$ 225,000		\$ 225,000
Allen Temple Housing & Econ. Dev't Corp.	Employment - Reentry	Intensive Reentry Empl. Training	\$ 280,000		\$ 280,000
Allen Temple Housing & Econ. Dev't Corp.	Diversion and reentry	Project Choice	\$ 163,738		\$ 163,738
Attitudinal Healing RJOY	Diversion and reentry	Restorative Justice	\$ 25,000		\$ 25,000
Attitudinal Healing RJOY	School-based prevention	Restorative Justice @ Cole Middle	\$ 135,000		\$ 135,000
California Youth Outreach	Street-based outreach	Mayor's Street Outreach	\$ 100,000	\$ 80,000	\$ 180,000
Catholic Charities of East Bay	Violent Incident Response	Crisis Response & Support Network	\$ 300,000		\$ 300,000
CAO Office of Neighborhood Services	High risk youth services	City County Neighborhood Initiative	\$ 196,485		\$ 196,485
East Bay Agency for Children	High risk youth services	Youth Outreach & Services	\$ 150,000		\$ 150,000
East Bay Asian Youth Center	High risk youth services	Youth Outreach & Services	\$ 200,000		\$ 200,000
Family Violence Law Center	Domestic violence	Family Violence Intervention Unit	\$ 491,214		\$ 491,214
Family Violence Law Center	Domestic violence	MH Services for Children 0-5	\$ 294,728		\$ 294,728
Goodwill Industries	Employment - Reentry		\$ -	\$ 168,000	\$ 168,000
Leadership Excellence	Street-based outreach	Mayor's Street Outreach	\$ 100,000	\$ 40,000	\$ 140,000
Leadership Excellence	High risk youth services	Sports and Recreation	\$ 45,500		\$ 45,500
Leadership Excellence	High risk youth services	Youth Outreach & Services	\$ 200,000		\$ 200,000
OPR Radical Roving	High risk youth services	Sports and Recreation	\$ 85,000		\$ 85,000
Oakland Unified School District	School-based prevention	Peer Conflict Resolution	\$ 235,782		\$ 235,782
Oakland Unified School District	School-based prevention	Violence Prevention Curriculum	\$ 275,080		\$ 275,080
OUSD Alternative Education	Gang programs	Gang Parent Education	\$ 65,000		\$ 65,000
Office of the Mayor	Employment - Reentry	Mayor's Reentry Specialist	\$ 118,000		\$ 118,000
OUSD Alternative Education	Gang programs	Gang Intervention	\$ 190,000		\$ 190,000
Project Re-Connect	Gang programs	Gang Parent Education	\$ 85,000		\$ 85,000
Sports4KIDS	High risk youth services	Sports and Recreation	\$ 91,500		\$ 91,500
The Mentoring Center	Diversion and reentry	Pathways to Change	\$ 491,214		\$ 491,214
The Mentoring Center	Diversion and reentry	Project Choice	\$ 163,738		\$ 163,738
Volunteers of America Bay Area	Employment - Reentry	Crew Based Employment	\$ 273,742		\$ 273,742
Volunteers of America Bay Area	Diversion and reentry	Project Choice	\$ 163,738	\$ 270,000	\$ 433,738
Work First Foundation	Employment - Reentry	Transitional Jobs	\$ 390,000		\$ 390,000
Youth Alive!	High risk youth services	Youth Outreach & Services	\$ 175,000		\$ 175,000
Youth Alive!	Violent Incident Response	Caught in the Crossfire	\$ 68,000		\$ 68,000
Youth Employment Partnership, Inc.	Employment - Reentry	Intensive Reentry Empl. Training	\$ 280,000		\$ 280,000
Youth Employment Partnership, Inc.	Employment - School aged	Mayor's Summer Jobs Program	\$ 205,848		\$ 205,848
Youth Employment Partnership, Inc.	Employment - School aged	After School Job Training	\$ 190,000		\$ 190,000
Youth Radio	Employment - School aged	After School Job Training	\$ 150,000		\$ 150,000
Youth Sound/Bay Area Video Coalition	Employment - School aged	After School Job Training	\$ 75,000		\$ 75,000
Youth UpRising	Street-based outreach	Mayor's Street Outreach	\$ 100,000	\$ 40,000	\$ 140,000
Youth UpRising	High risk youth services	Sports and Recreation	\$ 45,500		\$ 45,500
Youth UpRising	High risk youth services	Youth Outreach & Services	\$ 130,670		\$ 130,670
<b>TOTAL</b>			<b>\$ 7,441,841</b>	<b>\$ 598,000</b>	<b>\$ 8,039,841</b>

Measure Y Funds by Program Area, FY 08-09



Total by Program Area	Measure Y	Other	Total
Coordinated street-based outreach	\$ 375,000	\$ 85,000	\$ 460,000
Diversion and reentry	\$ 1,007,428	\$ 270,000	\$ 1,277,428
Domestic Violence	\$ 933,306	\$ -	\$ 933,306
Employment - Reentry	\$ 1,341,742	\$ 168,000	\$ 1,509,742
Employment - School aged	\$ 620,848	\$ -	\$ 620,848
Gang programs	\$ 340,000	\$ -	\$ 340,000
High risk youth services	\$ 1,544,655	\$ -	\$ 1,544,655
School-based prevention	\$ 885,862	\$ -	\$ 885,862
Violent Incident Response	\$ 468,000	\$ -	\$ 468,000

Total by Program Strategy	Measure Y	Other	Total
After School Job Training	\$ 415,000	\$ -	\$ 415,000
Caught in the Crossfire	\$ 68,000	\$ -	\$ 65,000
City and County Neighborhood Initiative	\$ 196,485	\$ -	\$ 196,485
Crisis Response & Support Network	\$ 400,000	\$ -	\$ 400,000
Crew Based Employment	\$ 273,742	\$ -	\$ 273,742
Family Violence Intervention Unit	\$ 491,214	\$ -	\$ 491,214
Gang Intervention	\$ 190,000	\$ -	\$ 190,000
Gang Parent Education	\$ 150,000	\$ -	\$ 150,000
Intensive Reentry Employment Training	\$ 560,000	\$ -	\$ 560,000
Mayor's Summer Jobs Program	\$ 205,848	\$ -	\$ 205,848
Mayor's Reentry Specialist	\$ 118,000	\$ -	\$ 118,000
Mayor's Street Outreach	\$ 300,000	\$ 160,000	\$ 460,000
Mental Health Services for Children 0-5	\$ 294,728	\$ -	\$ 294,728
Outreach to Sexually Exploited Minors	\$ 225,000	\$ -	\$ 225,000
Pathways to Change	\$ 491,214	\$ -	\$ 491,214
Peer Conflict Resolution	\$ 235,782	\$ -	\$ 235,782
Project Choice	\$ 491,214	\$ 270,000	\$ 761,214
Restorative Justice	\$ 25,000	\$ -	\$ 25,000
Restorative Justice @ Cole Middle School	\$ 135,000	\$ -	\$ 135,000
OUR Kids/Safe Passages Model	\$ 240,000	\$ -	\$ 240,000
Violence Prevention Curriculum	\$ 275,080	\$ -	\$ 275,080
Sports and Recreation	\$ 267,500	\$ -	\$ 267,500
Transitional Jobs	\$ 390,000	\$ -	\$ 390,000
Youth Outreach & Services	\$ 855,670	\$ -	\$ 855,670
Youth Support Groups	\$ 147,364	\$ -	\$ 147,364

**Information on previous performance of grantee agencies recommended for contract renewals and extensions:**

**Youth ALIVE!, Caught in the Crossfire**

Numbers Served \*4/1/07 – 12/31/07

Service	Annual Goal	# Served	% of Goal Reached	% of Year
Intensive Outreach Clients	35	36	103%	75%
Intensive Outreach Contacts	70	100	143%	75%
Case Management Clients	30	32	107%	75%
Case Management Client Contacts	600	900	150%	75%
Case Management Client Hours	600	796	133%	75%

\* Funding year: 4/1/07 – 3/31/08

**Catholic Charities of the East Bay, CRSN**

Numbers Served \*4/1/07 – 12/31/07 (due to pilot startup, services began on 5/15/07)

Service	Annual Goal	# Served	% of Goal Reached	% of Year
Victim Groups	60	71	118%	75%
Total intensively served clients	330	242	73%	75%
Total clients served	Not specified	5,266	Not specified	75%
Group Sessions	78	35	45%	75%
Referrals to Mental Health Services	120	82	68%	75%

\* Funding year: 4/1/07 – 3/31/08

**Alameda County Health Care Services, CRSN**

Numbers Served \*4/1/07 – 12/31/07 (due to pilot startup, services began on 7/1/07)

Service	Annual Goal	# Served	% of Goal Reached	% of Year
Mental Health Service Clients	75	49	65%	75%
Mental Health Service Contacts	90	52	58%	75%
Mental Health Service Hours	180	63	35%	75%
Mental Health Assessments	105	60	57%	75%

\* Funding year: 4/1/07 – 3/31/08

**OUSD Office of Alternative Education – Gang Prevention**

Numbers Served 1/1/07 – 12/31/07

Service	Annual Goal	# Served	% of Goal Reached	% of Year
Case Management Clients	75	90	120%	100%
Case Management Client Hours	1235	1531	124%	100%
Violence Prevention Group Clients	75	59	79%	100%
Violence Prevention Groups	90	65	72%	100%

**Project Re-Connect**

Numbers Served 1/1/07 – 12/31/07

Service	Annual Goal	# Served	% of Goal Reached	% of Year
# of clients enrolled in groups	80	86	108%	100%
# of group session client hours	1120	1360	121%	100%
# of clients completing workshop series	40	49	123%	100%
# of clients enrolled in mentoring groups	22	14	64%	100%
# of support groups established	3	3	100%	100%

2008 MAR 27 AM 11:20

D. Bialosky  
City Attorney

# OAKLAND CITY COUNCIL

RESOLUTION No. \_\_\_\_\_ C.M.S.

---

**RESOLUTION AUTHORIZING THE CITY ADMINISTRATOR TO EXTEND AGREEMENTS WITH PROJECT RE-CONNECT AND OAKLAND UNIFIED SCHOOL DISTRICT OFFICE OF ALTERNATIVE EDUCATION FOR FIVE MONTHS, AND WITH CATHOLIC CHARITIES OF THE EAST BAY, ALAMEDA COUNTY HEALTH CARE SERVICES AGENCY, AND YOUTH ALIVE! FOR FIFTEEN MONTHS FOR MEASURE Y GANG PREVENTION AND INTERVENTION AND VIOLENT INCIDENT RESPONSE SERVICES OFFERED THROUGH JUNE 30, 2009, FOR A TOTAL AMOUNT NOT TO EXCEED \$668,000**

**WHEREAS**, City of Oakland voters passed Measure Y, the Violence Prevention and Public Safety Act of 2004, in November 2004, approving a series of taxes to support violence prevention objectives; and

**WHEREAS**, Measure Y resources are available and violence prevention programs were approved by City Council on June 7, 2005; and

**WHEREAS**, among these programs, the City Council approved programs that will be funded by Measure Y carry forward funds from Fiscal Year 2005-06; and

**WHEREAS**, the City Council deemed gang prevention and intervention and violent incident response programs as necessary to curb violence in the City of Oakland; and

**WHEREAS**, Project Re-Connect, the Oakland Unified School District Office of Alternative Education, Catholic Charities Of The East Bay, Alameda County Health Care Services Agency, And Youth Alive! are effectively providing these programs in the community; and

**WHEREAS**, the funding for these contracts is available in Fund 2251, Organization 78111, Projects G261274 and G26127 and Fund 2999, Organization (101363), in a Project to be assigned for the newly acquired California Gang Reduction, Intervention and Prevention (CalGRIP) initiative award from the State of California; now, therefore be it

**RESOLVED:** That the City Administrator execute agreements between the City of Oakland and Youth ALIVE! in an amount not to exceed \$85,000, Catholic Charities of the East Bay for in an amount not to exceed \$325,000, and Alameda County Health Care Services Agency in an amount not to exceed \$100,000 for the period of April 1, 2008 to June 30, 2009; and be it



**FURTHER RESOLVED:** That the City Administrator execute agreements between the City of Oakland Project Re-Connect in an amount not to exceed \$80,000 and the Oakland Unified School District Office of Alternative Education in an amount not to exceed \$78,000 for the period of February 1, 2009 to June 30, 2009; and be it

**FURTHER RESOLVED:** That said agreements shall be approved as to form and legality by the Office of the City Attorney and placed on file in the Office of the City Clerk.

IN COUNCIL, OAKLAND, CALIFORNIA, \_\_\_\_\_, 20\_\_\_\_\_

**PASSED BY THE FOLLOWING VOTE:**

AYES - BROOKS, BRUNNER, CHANG, KERNIGHAN, NADEL, QUAN, REID, and PRESIDENT DE LA FUENTE

NOES -

ABSENT -

ABSTENTION -

ATTEST: \_\_\_\_\_

LaTonda Simmons  
City Clerk and Clerk of the Council  
of the City of Oakland, California