



FILED
OFFICE OF THE CITY CLERK
OAKLAND

2019 JAN 17 PM 1:18

AGENDA REPORT

TO: Sabrina B. Landreth
City Administrator

FROM: Jason Mitchell
Director, Public Works

SUBJECT: Master Lease 4.0 And Request To Add
Two FTE Heavy Equipment Mechanics

DATE: January 7, 2019

City Administrator
Approval

Date

1/17/19

RECOMMENDATION

Staff Recommends That City Council Adopt A Resolution Authorizing:

(1) The City Administrator Or Designee To Negotiate And Execute A Master Lease Purchase Agreement (Master Lease 4.0) With A Financial Institution Selected Through The Competitive Bidding Process In An Amount Not To Exceed Sixteen Million Dollars (\$16,000,000.00) For A Term Not To Exceed 10-Years And An Interest Rate Not To Exceed Five Percent (5%) To Purchase Vehicles And Related Equipment, And

(2) Oakland Public Works To Purchase Master Lease And Non-Master Lease Vehicles And Related Equipment, Without Returning To Council, Through (A) Agreements With One Or More Vendors Selected Through A Competitive Request For Proposal/Qualifications Process, And (B) Waiver Of Advertising And Competitive Bidding To Utilize Cooperative Purchasing Agreements Or When The Purchase Can Only Be Transacted Through A Sole Source Agreement, And

(3) An Adjustment Of Oakland Public Works' Fiscal Year 2019-2020 And 2020-2021 Operating Budgets By Appropriating Funds And Increasing Revenue And Expenditures Equivalent To Master Lease 4.0 In An Amount Of Eight Million One Hundred Thousand Dollars (\$8,100,000.00) In Fiscal Year 2019-2020 And Seven Million Nine Hundred Thousand Dollars (\$7,900,000.00) In Fiscal Year 2020-2021, For A Total Amount Not To Exceed \$16,000,000.00, And

(4) Oakland Public Works' Equipment Services Division To Add Two (2) Full-Time Equivalent (FTE) Heavy Equipment Mechanics In Fiscal Year 2019-2020 To Support Past, Current And Proposed Fleet Additions Within The Police Department, Fire Department, Department Of Transportation And Oakland Public Works.

Item: _____
Finance & Management Committee
January 29, 2019

EXECUTIVE SUMMARY

Oakland Public Works' Bureau of Maintenance & Internal Services (BMIS), Equipment Services Division, has primary responsibility for the acquisition, maintenance and repair of all City of Oakland vehicles, trucks and other light and heavy duty equipment. Many of the vehicles within the City's fleet have out-served their economic usefulness and require replacement to ensure overall public safety reliability.

Oakland Public Works (OPW) seeks authorization to secure lease financing in an amount not to exceed \$16.0 million to purchase replacement vehicles and related equipment for the City's fleet; with said financier identified and selected through the competitive bidding process. The financing term(s) for the proposed lease shall not exceed 10-years, with an interest rate not to exceed five percent (5%). OPW also seeks authorization for the City Administrator to enter into one or more purchasing agreements with vendors to be determined through the Request for Proposal/Qualifications (RFP/Q) process, Cooperative Purchasing Agreements, or Sole Source Purchasing Agreements, without returning to Council.

Lastly, OPW's Equipment Services Division requests the addition of two (2) full-time equivalent (FTE) Heavy Equipment Mechanic positions to provide direct support for the preventative maintenance and repair operations for the City of Oakland's Fleet within the Equipment Services Division.

BACKGROUND / LEGISLATIVE HISTORY

It is the role and responsibility of city government to deliver city services as effectively and efficiently as possible. To fulfill this mission, City staff must have a dependable fleet. Municipal fleets provide a variety of services to residents. The ability to provide services in an effective and efficient manner is in many ways dependent upon a quality fleet of vehicles and other equipment. OPW's Equipment Services Division oversees all of Oakland's fleet management services; with vehicles and equipment designed to facilitate everything from the fire and police departments, to wastewater collection.

On June 10, 2014, OPW provided a fleet status report to the Finance and Management Committee. Within the context of said report, staff detailed that the City's static, annual funding for vehicle and equipment replacement has been inadequate towards ensuring a cost-effective fleet. Staff likewise detailed that Oakland's fleet had a current replacement value of \$110 million, and that if each item were replaced at a reasonable interval for its type, the average annual capital funding requirement would equate to approximately \$11.0 million. In 2018, the City of Oakland's fleet has an average age of 10.7 years, with a replacement value of \$156 million. If each item were replaced at a reasonable interval, the average annual capital funding requirement would be approximately \$15.0 million. The City of Oakland currently provides \$5.1 million in debt service funding annually to Equipment Services for this purpose, which is inadequate towards meeting the City's needs.

In recent years, the City Council authorized other master lease financing initiatives to forestall issues arising from the City's aging fleet. These lease financing provisions were ratified through

Item: _____
Finance & Management Committee
January 29, 2019

enactment of Authorizing Resolution No. 86374 C.M.S., dated September 20, 2016 (Master Lease 3.0); Authorizing Resolution No. 85052 C.M.S., dated June 17, 2014 (Master Lease 2.0), and Authorizing Resolution No. 84231 C.M.S., dated March 5, 2013 (Master Lease 1.0). With the ratification of the currently proposed legislation (Master Lease 4.0), an additional \$16.0 million lease financing provision will be used to replace the City's most critically aged and unreliable vehicles and equipment; thereby enhancing employee efficiency, as well as greatly reducing and/or eliminating excessive and ongoing vehicle maintenance costs.

ANALYSIS AND POLICY ALTERNATIVES

Overview of Proposed Vehicle Purchases and Purchase History by Department/Year

OPW is proposing the purchase of a minimum of (176) vehicles and related equipment for the City's fleet that are beyond their economic service life and which require replacement to ensure reliable public safety functions. A listing of the proposed vehicles and equipment purchases, by City agency, is referenced within **Attachment A: Departmental Proposed Vehicle Replacements** of this report.

The following chart provides an overview of vehicles purchased from 2012-2016 by City agency, as well as additional proposed vehicle purchase requests through enactment of the Master Lease 4.0 initiative referenced herein:

Chart 1A
Vehicle Replacements by Year/Department
and Master Lease Agreement

Department	2013 Master Lease 1.0	2014 Master Lease 2.0	2016 Master Lease 3.0	2019 Master Lease 4.0	Vehicles Replaced 1.0, 2.0, 3.0 & 4.0	Total Vehicles Assigned	Percent Replaced
Police	119	153	40	122	434	795	55%
Fire	11	10	31	10	62	165	38%
Public Works / OakDOT	19	76	46	34	175	697	25%
Parks, Recreation & Youth Development	1	2	6	1	10	34	29%
Information Technology	0	4	0	2	6	15	40%
Human Services	3	4	8	0	15	33	45%
Library	0	2	0	1	3	4	75%
Finance - Revenue	0	1	0	0	1	3	33%
Housing and Community Development, Planning and Lending Services	0	17	0	6	23	48	48%
TOTAL	153	269	131	176	729	1,794	41%

Vehicle Replacement Plans

Oakland Police Department (OPD): The vehicle replacement plan for the Police Department encompasses the replacement of (122) of the oldest units currently in service, inclusive of: fifty-three (53) marked patrol vehicles and sixty-nine (69) unmarked patrol vehicles, evidence technician vehicles and specialty use enforcement vehicles. All vehicles and equipment earmarked for replacement have far exceeded their useful service life, with the average age of these vehicles at 17-years, with more than 110,000 driving miles recorded.

It should likewise be noted that none of the vehicles slated for replacement should be considered for any form of re-use or redeployment. This is attributed to the annually projected maintenance and repair costs, coupled with issues pertaining to the availability of replacement parts due for industry-determined obsolete parts and equipment.

Item: _____
 Finance & Management Committee
 January 29, 2019

Oakland Fire Department (OFD): The vehicle replacement plan for OFD encompasses the replacement of ten (10) in-service large fire apparatus units, including: one (1) 20-year old emergency response aerial ladder truck; three (3) 21-year old emergency response pumper engines, and six (6) 25-year old hose tender trucks and tank wagons. These are all top priority emergency response vehicles engaged daily to protect the lives and property of City of Oakland residents.

The average age of OFD's front line large apparatus units (Engines and Aerials/Ladders) recommended for replacement by Master Lease 4.0 is 23 years. More specifically, of the mission essential fire apparatus fleet, 40 percent of Oakland Fire's Ladder Trucks and 30 percent of the Oakland Fire's Engine Pumper Trucks are 20+ years old. Overall, the average age of the OFD's existing fleet is currently 23 years old — more than double the National Fleet Management Association (NAFA) recommendation. Due to the age of Oakland Fire's large apparatus units, the costs and downtime associated with the maintenance and repairs to these units have escalated beyond budgeted expectations. In addition, the City of Oakland is often left with few to no spare Engines and Ladders due to the extensive repairs that are currently being performed to keep these aged units in safe and operable condition.

Oakland Public Works (OPW), Department of Transportation (OakDOT): The vehicle replacement plan for OPW and OakDOT calls for the replacement of thirty-four (34) of the oldest vehicles and equipment currently in service. The purchasing proposal includes a combination of: sedans, cargo vans, utility service trucks and dump trucks. The replacement plan also includes specialty equipment essential to maintenance and construction: tree trimming aerial truck, closed-circuit television (CCTV) sewer inspection truck and sidewalk scrubber for the Downtown Civic Center complex.

All the above-referenced items slated for replacement have been in use for up to 27-years, with a service-life average of 19-years. Many of the units have also incurred prolonged out-of-service downtimes due to break-downs; with replacement parts and equipment difficult to locate and acquire due to the age and industry-determined obsolete distinction of the vehicles.

Oakland Parks, Recreation & Youth Development (OPRYD), Information Technology, Oakland Public Library, Housing & Community Development, Planning and Lending Services, Animal Services and Human (Senior) Services: The vehicle replacement plan for these Departments includes replacing ten (10) equipment units with an average age of 18-years. These replacements include: seven (7) sedans, one (1) SUV and two (2) animal control services trucks.

Issuance of Request for Proposal/Qualifications for Vehicle and Equipment Purchases

Oakland Municipal Code (OMC) Title 2, Chapter 2, Article I, Section 2.04.051.A requires the City to conduct a competitive Request for Proposal/Qualifications (RFP/Q) selection process for the procurement of goods and professional services. In keeping with this provision, OPW staff shall compile and issue the requisite RFP/Q for the purchase of the proposed vehicles from licensed and qualified vendors, and seeks authorization to enter into one or more purchasing agreements with vendors to be selected through the RFP/Q process without returning to City Council.

Item: _____
Finance & Management Committee
January 29, 2019

Request for Waiver of Competitive Bidding Requirements Associated with Sole Source Purchasing Agreements; Cooperative Rate Agreements with Governmental Agencies

OMC Title 2, Chapter 2, Article I, Section 2.04.050 requires the City to conduct advertising and competitive bidding for the procurement of goods, professional services, or a combination thereof. OMC Section 2.04.050.1.5 permits the Council to waive advertising and competitive bidding requirements upon a finding and determination that it is in the City's best interests to do so.

To this extent, staff seek authorization to waive the advertising and competitive bidding requirements associated with the execution of cooperative rate agreements with other governmental agencies for the purchase of vehicles and equipment, with the stipulation that all the City's standard contracting requirements are followed with respect to all items acquired through said transactions. The primary basis for the waiver request is to ensure the City's ability to utilize cooperative rate purchasing agreements and/or sole source agreements when said options are presented as the best financial (purchasing) options for the City of Oakland.

FISCAL IMPACT

Master Lease Agreement

The proposed Master Lease 4.0 entails securing financing in an amount not to exceed \$16.0 million for terms ranging from 3-10 years, with one or more funding dates, at an interest rate not to exceed five percent (5%). Each of the scheduled lease payments will have a term equal to the aggregate average useful life of the leased equipment. Nearly all proposed vehicle and equipment purchases have useful life projections of 3-10 years (see **Attachment B – Debt Service Projections**).

The \$16.0 million financing is structured with 3-10 year maturities, with funding dates in Fiscal Year 2019-2020 and 2020-2021, with estimated coupons ranging from three and four tenths percent (3.4%) to three and nine tenths percent (3.9%) for 3-10 years. All leasing payments will be fully discharged within 10 years after funding, with estimated annual total payments ranging from approximately \$1,513,618 in year 1, peaking at \$3,871,232 in year 3, and declining to \$669,969 in year 11 (see **Attachment C – Debt Service Payment Schedule**).

The cumulative cost of the proposed debt service is funded by the Equipment Services Fund (4100) via rate structure. Currently, \$6.35 million is budgeted in Fund 4100 for debt service costs, including principal and interest payments related to all equipment master leases. Because of the retired debt associated with existing leases (Lease 1.0, 2.0 and 3.0), OPW will be able to pay for debt service costs of the proposed Master Lease 4.0 with the existing budget of \$6.35 million, resulting in no additional cost to individual departments.

Analysis of Fleet Maintenance Operations

The City of Oakland's Fleet size has steadily increased over the past six years, consisting of (1,489) individual units in 2012, to the current total of (1,794) individual units. This increase was required to support using departments' special operations and additional obligations, such as: Fire Marshal and Fire Inspectors, Police Evidence Technicians and Officers, Illegal Dumping operations, Environmental Enforcement Officers and the Oakland Department of Transportation's street paving projects.

OPW's Equipment Services Division has queried using departments for under-utilized vehicles in attempts to reduce the fleet size. To date, all units turned in as under-utilized have been re-deployed to support new obligations or operations for different using departments, resulting in no reduction in overall fleet size. This increase in fleet size has led to a tremendous backlog of preventative maintenance and repairs, and a substantial increase in outsourcing of maintenance and repair tasks.

Without the addition of the 2.0 FTE Heavy Equipment Mechanic positions (described further below), Equipment Services will continue to outsource a high volume of required repair and maintenance work (currently over 50 percent), thus increasing: outsourcing costs, the time equipment units are out of service and parts costs (+20 percent added mark-up by vendors). Not adding these 2.0 FTE positions has/will also result in a decrease of available equipment units to support using departments.

Positions Requested: Heavy Equipment Mechanics

OPW's Equipment Services Division recommends adding two (2) additional Heavy Equipment Mechanic positions starting in Fiscal Year 2019-2020 to support the growing fleet of heavy equipment within the OakDOT, the Fire Department, and OPW (to include Keep Oakland Clean and Beautiful, Parks and Trees Maintenance, Sewer and Drainage Maintenance and Vegetation Management Divisions). The City's Heavy Equipment Fleet currently consists of (752) equipment units, up 17 percent from 2012, with an increase of 11 percent over the past year; inclusive of (79) additional equipment units recently added to the fleet.

Additionally, the Equipment Services Division has (17) additional equipment units on order. With the expansion of the City's fleet and services provided during the past 6 years, Equipment Services has not received any additional staffing to support the increase in demand for labor hours to support preventative maintenance needs.

To determine the staffing levels required to maintain and repair the City's fleet, Equipment Services uses the Maintenance Repair Unit (MRU) calculation method. An average sedan is estimated to consume 10-labor hours to maintain and repair per year, and is assigned an MRU of (1.0). An average 'severe duty' vehicle is estimated to consume 15-labor hours to maintain and repair per year, and is assigned a MRU of (1.5). Fire apparatus, street sweepers and refuse packers (75 units) consume on average 160-labor hours per year to maintain and repair, and are assigned a MRU of (16.0). Standard pick-up trucks, cargo vans and other miscellaneous heavy equipment (677 units) consume on average 40-labor hours per year to maintain and repair, and are assigned a MRU of (4.0). In summary, $(75 \times 16.0) + (677 \times 4.0) =$

3908.0 MRUs x 10-hours = 39,080 labor hours required to maintain and repair the equipment assigned to the Heavy Equipment Shop.

The Equipment Services Division maintains two position classifications which provide primary services for heavy equipment vehicles and other machinery: the Heavy Equipment Mechanic and the Heavy Equipment Service Worker. Assuming each Heavy Equipment Mechanic and Heavy Equipment Service Worker produces 1,350 billable hours of work per year, the Equipment Services Division will have the capacity to perform 28,350 labor hours (21.0 FTEs x 1350 billable labor hours) of work per year, leaving a deficit of 10,730 labor hours. The addition of two positions will add 2,700 available labor hours, thus reducing the deficit to 8,030 labor hours. If desired, staffing for peak levels would require an additional six (6) positions. However, it is not the industry best practice to staff at peak levels. The addition of two (2) positions will assist with closing the labor hour deficit and provide the minimum support needed to maintain and repair the fleet. In addition, the replacement of aged equipment will further reduce the labor hour deficit, enabling the Equipment Services Division to lower the MRU factor of 16.0, as new equipment will require fewer labor hours to maintain and repair.

By adding two, full-time Heavy Equipment Mechanics starting in Fiscal Year 2019-2020, OPW's Equipment Services Division can provide the additional support direly needed in the Heavy Equipment Shop for maintaining and repairing the heavy equipment fleet, thus reducing downtime of equipment and the costs associated with outsourcing, and increase the availability of equipment to support all requisite agencies. Without these positions, the Equipment Services Division will continue to outsource a high volume of repair work, thus increasing outsourcing costs, increasing the time that equipment units are out of service and decreasing the equipment available to support using departments.

Cost Analysis of Two Full-Time Heavy Equipment Mechanics

The following is an overview of the proposed annualized cost of the addition of (2) FTE Heavy Equipment Mechanics:

Personnel Expenditure	Annual Cost Per Position	Combined Annual Total for 2 FTE Positions
Base Annual Salary	74,549.62	149,099.24
Retirement & Fringe	56,120.95	112,241.90
Overhead	39,205.64	78,411.28
Grand Total:	\$169,876.21	\$339,752.42

Source of Project Funding

Funding for the proposed two (2) Heavy Equipment Mechanics shall be available in the Fiscal Year (FY) 2019-2020 budget in Equipment Services Fund 4100; Equipment Services Administration Organization 30541; Administrative Project 1000010; Fleet Management and Maintenance Program IN01.

PUBLIC OUTREACH / INTEREST

This item does not require any further public outreach other than the required posting on the City's website.

COORDINATION

Information contained within this report was developed as a collaborative effort between OPW's BMIS, the Budget Bureau and the Treasury Bureau of the Finance Department, the Purchasing Division, the Office of the City Attorney, Oakland Police Department, Oakland Fire Department, Oakland Department of Transportation and other affected City agencies/departments.

SUSTAINABLE OPPORTUNITIES

Economic: Sound management of the City's fleet reduces overall vehicle and equipment costs and increases City funding for the direct benefit of Oakland's citizenry. As assets age, their fixed cost is reduced while their operational costs increase. For each type of equipment, there is a point where total costs rise and the equipment reaches the end of its economic life. Keeping vehicles and equipment in service after this point has a greater annualized cost than replacing the item(s) with a new asset.

Environmental: Regular replacement of fleet assets deploys up-to-date technologies that greatly reduce fuel consumption and emissions compared to the aged vehicles and equipment proposed for replacement.

Social Equity: Continually maintaining operational efficiencies for City of Oakland vehicles, inclusive of public safety vehicles, will aid towards ensuring that Oakland's neighborhoods are places where the citizenry can thrive in safe and healthy environments.


ACTION REQUESTED OF THE CITY COUNCIL

Staff recommends that the City Council adopt the following:

- (1) The City Administrator or designee to negotiate and execute a Master Lease Purchase Agreement (Master Lease 4.0) with a financial institution selected through the competitive bidding process in an amount not to exceed sixteen million dollars (\$16,000,000.00) for a term not to exceed 10-years and an interest rate not to exceed five percent (5%) to purchase vehicles and related equipment, and
- (2) Oakland Public Works to purchase Master Lease and non-Master Lease vehicles and related equipment, without returning to Council, through (A) agreements with one or more vendors selected through a competitive request for proposal/qualifications process, and (B) waiver of advertising and competitive bidding to utilize cooperative purchasing agreements or when the purchase can only be transacted through a sole source agreement, and
- (3) An adjustment of Oakland Public Works' fiscal year 2019-2020 and 2020-2021 operating budgets by appropriating funds and increasing revenue and expenditures equivalent to Lease 4.0 in an amount of eight million one hundred thousand dollars (\$8,100,000.00) in fiscal year 2019-2020 and seven million nine hundred thousand dollars (\$7,900,000.00) in fiscal year 2020-2021, for a total amount not to exceed \$16,000,000.00; and
- (4) Oakland Public Works' Equipment Services Division to add two (2) full-time equivalent (FTE) Heavy Equipment Mechanics starting in fiscal year 2019-2020 to support past, current and proposed fleet additions within the Police Department, Fire Department, Department of Transportation and Oakland Public Works.

For questions regarding this report, please contact Joey Williams, Interim Equipment Services Manager, Oakland Public Works, at (510) 615-5489.

Respectfully submitted,



Jason Mitchell
Director, Oakland Public Works

Reviewed By:
Richard Battersby, Interim Assistant Director
Bureau of Maintenance & Internal Services
Oakland Public Works

Reviewed By:
Joey Williams, Interim Equip. Svcs. Manager
Bureau of Maintenance and Internal Services
Oakland Public Works

Prepared By:
Candice Jessie, Management Assistant
Bureau of Maintenance and Internal Services
Oakland Public Works

Attachments (3):

- Attachment A: Departmental Proposed Vehicle Replacements
- Attachment B: Debt Service Projections
- Attachment C: Debt Service Payment Schedule

FILED
 ATTACHMENT AT THE CITY CLERK
 OFFICE OF
 OAKLAND

OAKLAND FIRE DEPARTMENT - Master Lease 4.0 PROPOSED REPLACEMENTS

2019 JAN 17 PM 1:18

Total Number of Vehicles Replaced: 10 Units
 Approximate Cost of Vehicles Replaced: \$4,950,000
 Average Cost of Vehicles Replaced: \$495,000
 Average Age of Vehicles: 23 Years

Dept	Agcy	EQPT ID	Year	Make	Model	Description	Replace With	Qty	Cost	Total	Order	
											Payment Years	Lead Time Months
OFD	OFD	323	1998	PIE	QUANTUM AERIAL	AERIAL LADDER 100FT	Aerial Ladder Truck	1	\$1,350,000.00	\$1,350,000	10	12
OFD	OFD	102	1997	PIE	QUANTUM 1500	QUANTUM CUSTOM FIRE PUMPER	Engine Pumper	1	\$800,000.00	\$800,000	10	12
OFD	OFD	103	1997	PIE	QUANTUM 1500	QUANTUM CUSTOM FIRE PUMPER	Engine Pumper	1	\$800,000.00	\$800,000	10	12
OFD	OFD	105	1997	PIE	QUANTUM 1500	QUANTUM CUSTOM FIRE PUMPER	Engine Pumper	1	\$800,000.00	\$800,000	10	12
OFD	OFD	278	1993	FMD	F-350	WAGON 4X4 XL TANK	Truck	1	\$170,000.00	\$170,000	10	10
OFD	OFD	201	1994	FMD	CF-8000	HOSE TENDER HOSE	Truck	1	\$170,000.00	\$170,000	10	10
OFD	OFD	202	1994	FMD	CF-8001	HOSE TENDER 4X2	Truck	1	\$170,000.00	\$170,000	10	10
OFD	OFD	203	1994	FMD	CF-8002	HOSE TENDER 4X2	Truck	1	\$170,000.00	\$170,000	10	10
OFD	OFD	204	1994	FMD	CF-8003	HOSE TENDER 4X2	Truck	1	\$170,000.00	\$170,000	10	10
OFD	OFD	299	1994	IHC	4800 4X4 PUMPER	PUMPER TYPE 3 FIRE	Truck	1	\$350,000.00	\$350,000	10	10
Oakland Fire Department									10	\$4,950,000		

OAKLAND POLICE DEPARTMENT - Master Lease 4.0 PROPOSED REPLACEMENTS

ATTACHMENT A

Total Number of Vehicles Replaced: 122 Units
Approximate Cost of Vehicles Replaced: \$8,105,000
Average Cost of Vehicles Replaced: \$66,434
Average Age of Vehicles: 17 Years

EQPT											Order	Pygmt	Lead Time
Dept	Div	ID	Year	Make	Model	Description	Replace With	Qty	Cost	Total	Years	Months	
OPD	OPD	1178	2001	FMD	CROWN VICTORIA	MARKED POLICE K-9	Marked	1	\$80,000.00	\$80,000	3	8	
OPD	OPD	1058	2000	FMD	CROWN VICTORIA	MARKED POLICE	Marked Patrol	1	\$80,000.00	\$80,000	3	8	
OPD	OPD	1969	2000	FMD	CROWN VICTORIA	MARKED POLICE	Marked Patrol	1	\$80,000.00	\$80,000	3	8	
OPD	OPD	5005	2000	FMD	CROWN VICTORIA	MARKED RANGER	Marked Patrol	1	\$80,000.00	\$80,000	3	8	
OPD	OPD	1051	2000	FMD	CROWN VICTORIA	MARKED POLICE	Marked Patrol	1	\$80,000.00	\$80,000	3	8	
OPD	OPD	1088	2000	FMD	CROWN VICTORIA	MARKED POLICE	Marked Patrol	1	\$80,000.00	\$80,000	3	8	
OPD	OPD	1900	2000	FMD	CROWN VICTORIA	MARKED POLICE	Marked Patrol	1	\$80,000.00	\$80,000	3	8	
OPD	OPD	1905	2000	FMD	CROWN VICTORIA	MARKED POLICE	Marked Patrol	1	\$80,000.00	\$80,000	3	8	
OPD	OPD	1907	2000	FMD	CROWN VICTORIA	MARKED POLICE	Marked Patrol	1	\$80,000.00	\$80,000	3	8	
OPD	OPD	1913	2000	FMD	CROWN VICTORIA	MARKED POLICE	Marked Patrol	1	\$80,000.00	\$80,000	3	8	
OPD	OPD	1916	2000	FMD	CROWN VICTORIA	MARKED POLICE	Marked Patrol	1	\$80,000.00	\$80,000	3	8	
OPD	OPD	1917	2000	FMD	CROWN VICTORIA	MARKED POLICE	Marked Patrol	1	\$80,000.00	\$80,000	3	8	
OPD	OPD	1922	2000	FMD	CROWN VICTORIA	MARKED POLICE	Marked Patrol	1	\$80,000.00	\$80,000	3	8	
OPD	OPD	1923	2000	FMD	CROWN VICTORIA	MARKED POLICE	Marked Patrol	1	\$80,000.00	\$80,000	3	8	
OPD	OPD	1927	2000	FMD	CROWN VICTORIA	MARKED POLICE	Marked Patrol	1	\$80,000.00	\$80,000	3	8	
OPD	OPD	1928	2000	FMD	CROWN VICTORIA	MARKED POLICE	Marked Patrol	1	\$80,000.00	\$80,000	3	8	
OPD	OPD	1106	2001	FMD	CROWN VICTORIA	MARKED POLICE	Marked Patrol	1	\$80,000.00	\$80,000	3	8	
OPD	OPD	1128	2001	FMD	CROWN VICTORIA	MARKED POLICE	Marked Patrol	1	\$80,000.00	\$80,000	3	8	
OPD	OPD	1135	2001	FMD	CROWN VICTORIA	MARKED POLICE	Marked Patrol	1	\$80,000.00	\$80,000	3	8	
OPD	OPD	1103	2001	FMD	CROWN VICTORIA	MARKED POLICE	Marked Patrol	1	\$80,000.00	\$80,000	3	8	
OPD	OPD	1124	2001	FMD	CROWN VICTORIA	MARKED POLICE	Marked Patrol	1	\$80,000.00	\$80,000	3	8	
OPD	OPD	1138	2001	FMD	CROWN VICTORIA	MARKED POLICE	Marked Patrol	1	\$80,000.00	\$80,000	3	8	
OPD	OPD	1140	2001	FMD	CROWN VICTORIA	MARKED POLICE	Marked Patrol	1	\$80,000.00	\$80,000	3	8	

OAKLAND POLICE DEPARTMENT - Master Lease 4.0 PROPOSED REPLACEMENTS - cont'd.

EQPT											Order	
Dept	Div	ID	Year	Make	Model	Description	Replace With	Qty	Cost	Total	Pygmt Years	Lead Time Months
OPD	OPD	5202	2002	FMD	CROWN VICTORIA	MARKED RANGER	Marked Patrol	1	\$80,000.00	\$80,000	3	8
OPD	OPD	1201	2002	FMD	CROWN VICTORIA	MARKED POLICE	Marked Patrol	1	\$80,000.00	\$80,000	3	8
OPD	OPD	1203	2002	FMD	CROWN VICTORIA	MARKED POLICE	Marked Patrol	1	\$80,000.00	\$80,000	3	8
OPD	OPD	1204	2002	FMD	CROWN VICTORIA	MARKED POLICE	Marked Patrol	1	\$80,000.00	\$80,000	3	8
OPD	OPD	1205	2002	FMD	CROWN VICTORIA	MARKED POLICE	Marked Patrol	1	\$80,000.00	\$80,000	3	8
OPD	OPD	1244	2002	FMD	CROWN VICTORIA	MARKED POLICE	Marked Patrol	1	\$80,000.00	\$80,000	3	8
OPD	OPD	1245	2002	FMD	CROWN VICTORIA	MARKED POLICE	Marked Patrol	1	\$80,000.00	\$80,000	3	8
OPD	OPD	1247	2002	FMD	CROWN VICTORIA	MARKED POLICE	Marked Patrol	1	\$80,000.00	\$80,000	3	8
OPD	OPD	1248	2002	FMD	CROWN VICTORIA	MARKED POLICE	Marked Patrol	1	\$80,000.00	\$80,000	3	8
OPD	OPD	1254	2002	FMD	CROWN VICTORIA	MARKED POLICE	Marked Patrol	1	\$80,000.00	\$80,000	3	8
OPD	OPD	1255	2002	FMD	CROWN VICTORIA	MARKED POLICE	Marked Patrol	1	\$80,000.00	\$80,000	3	8
OPD	OPD	1301	2003	FMD	CROWN VICTORIA	MARKED POLICE	Marked Patrol	1	\$80,000.00	\$80,000	3	8
OPD	OPD	1306	2003	FMD	CROWN VICTORIA	MARKED POLICE	Marked Patrol	1	\$80,000.00	\$80,000	3	8
OPD	OPD	1407	2003	FMD	CROWN VICTORIA	MARKED POLICE	Marked Patrol	1	\$80,000.00	\$80,000	3	8
OPD	OPD	1408	2003	FMD	CROWN VICTORIA	MARKED POLICE	Marked Patrol	1	\$80,000.00	\$80,000	3	8
OPD	OPD	1414	2003	FMD	CROWN VICTORIA	MARKED POLICE	Marked Patrol	1	\$80,000.00	\$80,000	3	8
OPD	OPD	1415	2003	FMD	CROWN VICTORIA	MARKED POLICE	Marked Patrol	1	\$80,000.00	\$80,000	3	8
OPD	OPD	1436	2003	FMD	CROWN VICTORIA	MARKED POLICE	Marked Patrol	1	\$80,000.00	\$80,000	3	8
OPD	OPD	1437	2003	FMD	CROWN VICTORIA	MARKED POLICE	Marked Patrol	1	\$80,000.00	\$80,000	3	8
OPD	OPD	1439	2003	FMD	CROWN VICTORIA	MARKED POLICE	Marked Patrol	1	\$80,000.00	\$80,000	3	8
OPD	OPD	1440	2003	FMD	CROWN VICTORIA	MARKED POLICE	Marked Patrol	1	\$80,000.00	\$80,000	3	8
OPD	OPD	1442	2003	FMD	CROWN VICTORIA	MARKED POLICE	Marked Patrol	1	\$80,000.00	\$80,000	3	8
OPD	OPD	1443	2003	FMD	CROWN VICTORIA	MARKED POLICE	Marked Patrol	1	\$80,000.00	\$80,000	3	8
OPD	OPD	1312	2003	FMD	CROWN VICTORIA	MARKED POLICE	Marked Patrol	1	\$80,000.00	\$80,000	3	8
OPD	OPD	1317	2003	FMD	CROWN VICTORIA	MARKED POLICE	Marked Patrol	1	\$80,000.00	\$80,000	3	8
OPD	OPD	1322	2003	FMD	CROWN VICTORIA	MARKED POLICE	Marked Patrol	1	\$80,000.00	\$80,000	3	8
OPD	OPD	1330	2003	FMD	CROWN VICTORIA	MARKED POLICE	Marked Patrol	1	\$80,000.00	\$80,000	3	8
OPD	OPD	1332	2003	FMD	CROWN VICTORIA	MARKED POLICE	Marked Patrol	1	\$80,000.00	\$80,000	3	8
OPD	OPD	1421	2003	FMD	CROWN VICTORIA	MARKED POLICE	Marked Patrol	1	\$80,000.00	\$80,000	3	8
OPD	OPD	1435	2003	FMD	CROWN VICTORIA	MARKED POLICE	Marked Patrol	1	\$80,000.00	\$80,000	3	8

OAKLAND POLICE DEPARTMENT - Master Lease 4.0 PROPOSED REPLACEMENTS - cont'd.

EQPT											Order	
Dept	Div	ID	Year	Make	Model	Description	Replace With	Qty	Cost	Total	Pymt Years	Lead Time Months
OPD	OPD	1954	1999	FMD	CROWN VICTORIA	UNMARKED POLICE	Unmarked	1	\$55,000.00	\$55,000	3	8
OPD	OPD	1959	1999	FMD	CROWN VICTORIA	UNMARKED POLICE	Unmarked	1	\$55,000.00	\$55,000	3	8
OPD	OPD	1960	1999	FMD	CROWN VICTORIA	UNMARKED POLICE	Unmarked	1	\$55,000.00	\$55,000	3	8
OPD	OPD	1963	1999	FMD	CROWN VICTORIA	UNMARKED POLICE	Unmarked	1	\$55,000.00	\$55,000	3	8
OPD	OPD	1964	1999	FMD	CROWN VICTORIA	UNMARKED POLICE	Unmarked	1	\$55,000.00	\$55,000	3	8
OPD	OPD	1965	1999	FMD	CROWN VICTORIA	UNMARKED POLICE	Unmarked	1	\$55,000.00	\$55,000	3	8
OPD	OPD	1968	1999	FMD	CROWN VICTORIA	UNMARKED POLICE	Unmarked	1	\$55,000.00	\$55,000	3	8
OPD	OPD	1971	1999	FMD	CROWN VICTORIA	UNMARKED POLICE	Unmarked	1	\$55,000.00	\$55,000	3	8
OPD	OPD	1188	2000	FMD	CROWN VICTORIA	UNMARKED POLICE	Unmarked	1	\$55,000.00	\$55,000	3	8
OPD	OPD	1946	2000	FMD	CROWN VICTORIA	UNMARKED POLICE	Unmarked	1	\$55,000.00	\$55,000	3	8
OPD	OPD	1966	2000	FMD	CROWN VICTORIA	UNMARKED POLICE	Unmarked	1	\$55,000.00	\$55,000	3	8
OPD	OPD	1974	2000	FMD	CROWN VICTORIA	UNMARKED POLICE	Unmarked	1	\$55,000.00	\$55,000	3	8
OPD	OPD	1978	2000	FMD	CROWN VICTORIA	UNMARKED POLICE	Unmarked	1	\$55,000.00	\$55,000	3	8
OPD	OPD	1987	2000	FMD	CROWN VICTORIA	UNMARKED POLICE	Unmarked	1	\$55,000.00	\$55,000	3	8
OPD	OPD	1989	2000	FMD	CROWN VICTORIA	UNMARKED POLICE	Unmarked	1	\$55,000.00	\$55,000	3	8
OPD	OPD	1991	2000	FMD	CROWN VICTORIA	UNMARKED POLICE	Unmarked	1	\$55,000.00	\$55,000	3	8
OPD	OPD	1992	2000	FMD	CROWN VICTORIA	UNMARKED POLICE	Unmarked	1	\$55,000.00	\$55,000	3	8
OPD	OPD	1993	2000	FMD	CROWN VICTORIA	UNMARKED POLICE	Unmarked	1	\$55,000.00	\$55,000	3	8
OPD	OPD	1997	2000	FMD	CROWN VICTORIA	CROWN VICTORIA	Unmarked	1	\$55,000.00	\$55,000	3	8
OPD	OPD	1990	2000	FMD	CROWN VICTORIA	UNMARKED POLICE	Unmarked	1	\$55,000.00	\$55,000	3	8
OPD	OPD	1139	2001	FMD	CROWN VICTORIA	UNMARKED POLICE	Unmarked	1	\$55,000.00	\$55,000	3	8
OPD	OPD	1141	2001	FMD	CROWN VICTORIA	UNMARKED POLICE	Unmarked	1	\$55,000.00	\$55,000	3	8
OPD	OPD	1142	2001	FMD	CROWN VICTORIA	UNMARKED POLICE	Unmarked	1	\$55,000.00	\$55,000	3	8
OPD	OPD	1147	2001	FMD	CROWN VICTORIA	UNMARKED POLICE	Unmarked	1	\$55,000.00	\$55,000	3	8
OPD	OPD	1151	2001	FMD	CROWN VICTORIA	UNMARKED POLICE	Unmarked	1	\$55,000.00	\$55,000	3	8
OPD	OPD	1154	2001	FMD	CROWN VICTORIA	UNMARKED POLICE	Unmarked	1	\$55,000.00	\$55,000	3	8
OPD	OPD	1157	2001	FMD	CROWN VICTORIA	UNMARKED POLICE	Unmarked	1	\$55,000.00	\$55,000	3	8
OPD	OPD	1158	2001	FMD	CROWN VICTORIA	UNMARKED POLICE	Unmarked	1	\$55,000.00	\$55,000	3	8
OPD	OPD	1160	2001	FMD	CROWN VICTORIA	UNMARKED POLICE	Unmarked	1	\$55,000.00	\$55,000	3	8
OPD	OPD	1168	2001	FMD	CROWN VICTORIA	UNMARKED POLICE	Unmarked	1	\$55,000.00	\$55,000	3	8

OAKLAND POLICE DEPARTMENT - Master Lease 4.0 PROPOSED REPLACEMENTS - cont'd.

EQPT											Order	
Dept	Div	ID	Year	Make	Model	Description	Replace With	Qty	Cost	Total	Pymt Years	Lead Time Months
OPD	OPD	1169	2001	FMD	CROWN VICTORIA	UNMARKED POLICE	Unmarked	1	\$55,000.00	\$55,000	3	8
OPD	OPD	1172	2001	FMD	CROWN VICTORIA	UNMARKED POLICE	Unmarked	1	\$55,000.00	\$55,000	3	8
OPD	OPD	1176	2001	FMD	CROWN VICTORIA	UNMARKED POLICE	Unmarked	1	\$55,000.00	\$55,000	3	8
OPD	OPD	1181	2001	FMD	CROWN VICTORIA	UNMARKED POLICE	Unmarked	1	\$55,000.00	\$55,000	3	8
OPD	OPD	1182	2001	FMD	CROWN VICTORIA	UNMARKED POLICE	Unmarked	1	\$55,000.00	\$55,000	3	8
OPD	OPD	1184	2001	FMD	CROWN VICTORIA	UNMARKED POLICE	Unmarked	1	\$55,000.00	\$55,000	3	8
OPD	OPD	1187	2001	FMD	CROWN VICTORIA	UNMARKED POLICE	Unmarked	1	\$55,000.00	\$55,000	3	8
OPD	OPD	1189	2001	FMD	CROWN VICTORIA	UNMARKED POLICE	Unmarked	1	\$55,000.00	\$55,000	3	8
OPD	OPD	1190	2001	FMD	CROWN VICTORIA	UNMARKED POLICE	Unmarked	1	\$55,000.00	\$55,000	3	8
OPD	OPD	1193	2001	FMD	CROWN VICTORIA	UNMARKED POLICE	Unmarked	1	\$55,000.00	\$55,000	3	8
OPD	OPD	1195	2001	FMD	CROWN VICTORIA	UNMARKED POLICE	Unmarked	1	\$55,000.00	\$55,000	3	8
OPD	OPD	1196	2001	FMD	CROWN VICTORIA	UNMARKED	Unmarked	1	\$55,000.00	\$55,000	3	8
OPD	OPD	1249	2001	FMD	CROWN VICTORIA	UNMARKED POLICE	Unmarked	1	\$55,000.00	\$55,000	3	8
OPD	OPD	5927	2001	FMD	CROWN VICTORIA	UNMARKED POLICE SC	Unmarked	1	\$55,000.00	\$55,000	3	8
OPD	OPD	1281	2002	FMD	EXPLORER	UNMARKED	Unmarked	1	\$55,000.00	\$55,000	3	8
OPD	OPD	1283	2002	FMD	EXPLORER	UNMARKED	Unmarked	1	\$55,000.00	\$55,000	3	8
OPD	OPD	1257	2003	FMD	CROWN VICTORIA	UNMARKED POLICE	Unmarked	1	\$55,000.00	\$55,000	3	8
OPD	OPD	1363	2003	FMD	CROWN VICTORIA	UNMARKED POLICE	Unmarked	1	\$55,000.00	\$55,000	3	8
OPD	OPD	1364	2003	FMD	CROWN VICTORIA	UNMARKED POLICE	Unmarked	1	\$55,000.00	\$55,000	3	8
OPD	OPD	1367	2003	FMD	CROWN VICTORIA	UNMARKED POLICE	Unmarked	1	\$55,000.00	\$55,000	3	8
OPD	OPD	1368	2003	FMD	CROWN VICTORIA	UNMARKED POLICE	Unmarked	1	\$55,000.00	\$55,000	3	8
OPD	OPD	1369	2003	FMD	CROWN VICTORIA	UNMARKED POLICE	Unmarked	1	\$55,000.00	\$55,000	3	8
OPD	OPD	1372	2003	FMD	CROWN VICTORIA	UNMARKED POLICE	Unmarked	1	\$55,000.00	\$55,000	3	8
OPD	OPD	1373	2003	FMD	CROWN VICTORIA	UNMARKED POLICE	Unmarked	1	\$55,000.00	\$55,000	3	8
OPD	OPD	1374	2003	FMD	CROWN VICTORIA	UNMARKED POLICE	Unmarked	1	\$55,000.00	\$55,000	3	8
OPD	OPD	1375	2003	FMD	CROWN VICTORIA	UNMARKED POLICE	Unmarked	1	\$55,000.00	\$55,000	3	8
OPD	OPD	1376	2003	FMD	CROWN VICTORIA	UNMARKED POLICE	Unmarked	1	\$55,000.00	\$55,000	3	8
OPD	OPD	1378	2003	FMD	CROWN VICTORIA	UNMARKED POLICE	Unmarked	1	\$55,000.00	\$55,000	3	8
OPD	OPD	1379	2003	FMD	CROWN VICTORIA	UNMARKED POLICE	Unmarked	1	\$55,000.00	\$55,000	3	8
OPD	OPD	1380	2003	FMD	CROWN VICTORIA	UNMARKED POLICE	Unmarked	1	\$55,000.00	\$55,000	3	8

OAKLAND POLICE DEPARTMENT - Master Lease 4.0 PROPOSED REPLACEMENTS - cont'd.

EQPT											Order	
Dept	Div	ID	Year	Make	Model	Description	Replace With	Qty	Cost	Total	Pyemt Years	Lead Time Months
OPD	OPD	1381	2003	FMD	CROWN VICTORIA	UNMARKED POLICE	Unmarked	1	\$55,000.00	\$55,000	3	8
OPD	OPD	1383	2003	FMD	CROWN VICTORIA	UNMARKED POLICE	Unmarked	1	\$55,000.00	\$55,000	3	8
OPD	OPD	1384	2003	FMD	CROWN VICTORIA	UNMARKED POLICE	Unmarked	1	\$55,000.00	\$55,000	3	8
OPD	OPD	1291	2001	FMD	EXPLORER	UNMARKED 4X4 POLIC	Unmarked	1	\$65,000.00	\$65,000	3	8
OPD	OPD	1292	2001	FMD	EXPLORER	UNMARKED 4X4 POLIC	Unmarked	1	\$65,000.00	\$65,000	3	8
OPD	OPD	1293	2001	FMD	EXPLORER	UNMARKED 4X4 POLIC	Unmarked	1	\$65,000.00	\$65,000	3	8
OPD	OPD	1294	2001	FMD	EXPLORER	UNMARKED 4X4 POLIC	Unmarked	1	\$65,000.00	\$65,000	3	8
OPD	OPD	1290	2002	FMD	EXPLORER	UNMARKED	Unmarked	1	\$65,000.00	\$65,000	3	8
OPD	OPD	1843	1998	FMD	EXPEDITION	UNMARKED 4X4 POLIC	Unmarked	1	\$75,000.00	\$75,000	3	8
Oakland Police Department									122		\$8,105,000	

OAKLAND PUBLIC WORKS & DEPARTMENT OF TRANSPORTATION - Master Lease 4.0 PROPOSED REPLACEMENTS

ATTACHMENT A

Total Number of Vehicles Replaced: 34 Units
 Approximate Cost of Vehicles Replaced: \$405,000
 Average Cost of Vehicles Replaced: \$11,912
 Average Age of Vehicles: 19 Years

Dept	Division	EQPT				Description	Replace With	Quantity	Cost	Total	Order	
		ID	Year	Make	Model						Payment Years	Lead Time Months
D.O.T.	D.O.T.	73	2003	FMD	TAURUS	SEDAN 4DR	Sedan	1	\$40,000.00	\$40,000	7	3
D.O.T.	D.O.T.	3039	2000	FMD	FOCUS	WAGON 4D SE	Sedan	1	\$45,000.00	\$45,000	7	3
D.O.T.	D.O.T.	3075	2000	FMD	FOCUS	WAGON 4D SE	Sedan	1	\$45,000.00	\$45,000	7	3
D.O.T.	D.O.T.	4984	1999	GMC	C6500	DUMP TRUCK 6X2 2YD	Truck	1	\$120,000.00	\$120,000	10	9
D.O.T.	D.O.T.	4989	1999	FMD	F-800	DUMP TRUCK 3YD	Truck	1	\$120,000.00	\$120,000	10	9
OPW	Admin. Engineering	3031	2000	FMD	FOCUS	WAGON 4D SE	Sedan	1	\$35,000.00	\$35,000	7	3
OPW	Admin. Engineering	3032	2000	FMD	FOCUS	WAGON 4D SE	Sedan	1	\$35,000.00	\$35,000	7	3
OPW	Admin. Engineering	3033	2000	FMD	FOCUS	WAGON 4D SE	Sedan	1	\$35,000.00	\$35,000	7	3
OPW	Admin. Engineering	3034	2000	FMD	FOCUS	WAGON 4D SE	Sedan	1	\$35,000.00	\$35,000	7	3
OPW	Admin. Engineering	3036	2000	FMD	FOCUS	WAGON 4D SE	Sedan	1	\$35,000.00	\$35,000	7	3
QPW	Admin. Engineering	3037	2000	FMD	FOCUS	WAGON 4D SE	Sedan	1	\$35,000.00	\$35,000	7	3
OPW	Admin. Engineering	3038	2000	FMD	FOCUS	WAGON 4D SE	Sedan	1	\$35,000.00	\$35,000	7	3
OPW	Environmental Svcs	3067	2000	FMD	FOCUS	WAGON 4D SE	Sedan	1	\$35,000.00	\$35,000	7	3
OPW	Environmental Svcs	3072	2000	FMD	FOCUS	WAGON 4D SE	Sedan	1	\$35,000.00	\$35,000	7	3
OPW	Equipment Svcs.	223	1992	FMD	E-350	VAN 158 H/CUB CT-AWY MOBILE SERVICE	Van	1	\$130,000.00	\$130,000	10	9
OPW	Facilities Bdgs.	249	1992	FMD	F-350	TRUCK SUPER DUTY 4X2 12FT FIRE	Truck	1	\$65,000.00	\$65,000	10	3
OPW	Facilities Bdgs.	4998	1999	FMD	F-350	PICKUP 4X2 1T TRUCK	Truck	1	\$95,000.00	\$95,000	10	3
OPW	Facilities Bdgs.	4068	2001	FMD	F-350	TRUCK 1T UTILITY BODY	Truck	1	\$110,000.00	\$110,000	10	8
OPW	Facilities Bdgs.	4949	1999	FMD	F-350	TRUCK WELDER PORTABLE 4X2 1T	Truck	1	\$125,000.00	\$125,000	10	6
OPW	Facilities Bdgs.	4242	1992	FMD	E-250	VAN CARGO 3/4T 138 ECONO	Van	1	\$45,000.00	\$45,000	10	3
OPW	Facilities Custodial	69	2000	FMD	FOCUS	WAGON 4D SE	Sedan	1	\$40,000.00	\$40,000	7	3
OPW	Facilities Custodial	3059	2000	FMD	FOCUS	4DSW OF 11/00	Sedan	1	\$40,000.00	\$40,000	7	3
OPW	Facilities Cvc Cntr	7106	1998	TEN	7400 PWR SCRBR	SCRUBBER SIDEWALK	Scrubber	1	\$80,000.00	\$80,000	3	6

OAKLAND PUBLIC WORKS & DEPARTMENT OF TRANSPORTATION - Master Lease 4.0 PROPOSED REPLACEMENTS - cont'd.

Dept	Division	EQPT				Description	Replace With	Quantity	Cost	Total	Order	
		ID	Year	Make	Model						Payment Years	Lead Time Months
OPW	Infras.Ops.Asst.Dir	3198	2001	FMD	EXPLORER	EXPLORER 4X4	SUV	1	\$45,000.00	\$45,000	7	3
OPW	KOCB	4152	2001	IHC	2674 6X4	DUMP TRUCK 14YD	Truck	1	\$120,000.00	\$120,000	10	9
OPW	KOCB	4986	1999	GMC	7000	FLATBED TOPKICK STD	Truck	1	\$130,000.00	\$130,000	10	6
OPW	Parks and Trees	4116	2001	FMD	F-250	PICKUP 4X2 S/CAB 3/4T U/BODY	Truck	1	\$85,000.00	\$85,000	10	8
OPW	Parks and Trees	4176	2001	FMD	F-350	PICKUP CREW CAB DUMP U-BODY	Truck	1	\$90,000.00	\$90,000	10	8
OPW	Parks and Trees	4123	2001	FMD	E-250	CARGO VAN 3/4 TON	Van	1	\$45,000.00	\$45,000	10	3
OPW	Proj. Deliv. Admin	3807	1998	FMD	ESCORT	WAGON 4DR LX	Sedan	1	\$35,000.00	\$35,000	7	3
OPW	Proj. Deliv. Admin	3809	1998	FMD	ESCORT	WAGON 4DR LX	Sedan	1	\$35,000.00	\$35,000	7	3
OPW	San. Sewer Design	3079	2000	FMD	FOCUS	WAGON 4D SE	Sedan	1	\$35,000.00	\$35,000	7	3
OPW	Sewers	4914	1999	GMC	4500	VAN 6X2 H-CUBE CCTV	Van	1	\$175,000.00	\$175,000	10	10
OPW	Tree Services	4103	1991	FMD	F-700	TRUCK LG TL W/BOOM	Truck	1	\$280,000.00	\$280,000	10	12
Public Works Department & Department of Transportation								34		\$2,490,000		

ALL OTHER DEPARTMENTS - Master Lease 4.0 PROPOSED REPLACEMENTS

ATTACHMENT A

Total Number of Vehicles Replaced: 10 Units
Approximate Cost of Vehicles Replaced: \$540,000
Average Cost of Vehicles Replaced: \$54,000
Average Age of Vehicles: 18 Years

Dept	Division	EQPT		Make	Model	Description	Replace		Cost	Total	Order	
		ID	Year				With	Qty			Payment	Lead Time
										Years	Months	
Other	Animal Control	4145	2001	FMD	F-250	PICKUP 4X2 W/BODY 3/4T	Truck	1	\$85,000.00	\$85,000	7	8
Other	Animal Control	4146	2001	FMD	F-250	PICKUP 4X2 W/BODY 3/4T	Truck	1	\$85,000.00	\$85,000	7	8
Other	Library	3076	2000	FMD	FOCUS	WAGON 4D SE	Sedan	1	\$45,000.00	\$45,000	7	3
Other	Muni. Lending	3047	2000	FMD	FOCUS	WAGON 4D SE	Sedan	1	\$35,000.00	\$35,000	7	3
Other	Muni. Lending	3083	2000	FMD	FOCUS	WAGON 4D SE	Sedan	1	\$35,000.00	\$35,000	7	3
Other	Network Engineer	3064	2000	FMD	FOCUS	4DSW OIT RADIO 3/01	Sedan	1	\$45,000.00	\$45,000	7	3
Other	OPR	3998	1999	CHV	SUBURBAN	SUBURBAN	SUV	1	\$75,000.00	\$75,000	10	3
Other	Senior Services	3077	2000	FMD	FOCUS	WAGON 4D SE	Sedan	1	\$45,000.00	\$45,000	7	3
Other	Senior Services	3078	2000	FMD	FOCUS	WAGON 4D SE	Sedan	1	\$45,000.00	\$45,000	7	3
Other	Technology I.T.	3801	1998	FMD	ESCORT	WAGON 4DR LX	Sedan	1	\$45,000.00	\$45,000	7	3
All Other Departments									10	\$540,000		

City of Oakland Vehicle Lease Debt Service

As of 12/18/2018

FILED
OFFICE OF THE CITY CLERK
OAKLAND
JAN 17 2019 PM 1:19

VEHICLE LEASE 2013	Term	Principal	Year 1		Year 2		Year 3		Year 4		Year 5		Year 6		Year 7		Year 8	
			11/1/2013	5/1/2014	11/1/2014	5/1/2015	11/1/2015	5/1/2016	11/1/2016	5/1/2017	11/1/2017	5/1/2018	11/1/2018	5/1/2019	11/1/2019	5/1/2020	11/1/2020	5/1/2021
Debt Service	3-8 years	\$11,850,000	\$1,701,531	\$1,701,531	\$1,701,531	\$1,701,531	\$1,701,531	\$1,701,531	\$336,162	\$336,162	\$336,162	\$336,162	\$227,095	\$227,095	\$68,054	\$68,054	\$68,054	\$30,034
Bank and Bonds Fees			\$2,000		\$2,000		\$2,000		\$2,000		\$2,000		\$2,000		\$2,000		\$2,000	
Total (Fiscal Year)		\$11,850,000	\$3,405,061		\$3,405,061		\$3,405,061		\$674,323		\$674,323		\$456,189		\$138,108		\$100,088	

VEHICLE LEASE 2014	Term	Principal	Year 1		Year 2		Year 3		Year 4		Year 5		Year 6	
			7/15/2015	1/15/2016	7/15/2016	1/15/2017	7/15/2017	1/15/2018	7/15/2018	1/15/2019	7/15/2019	1/15/2020	7/15/2020	1/15/2021
Debt Service (Eq Sch 1)	3 years	\$2,925,000	\$498,484	\$498,484	\$498,484	\$498,484	\$498,484	\$498,484						
Debt Service (Eq Sch 2)	5 years	\$3,974,000	\$415,580	\$415,580	\$415,580	\$415,580	\$415,580	\$415,580	\$415,580	\$415,580	\$415,580	\$415,580	\$415,580	
Debt Service (Eq Sch 3)	7 years	\$5,480,000	\$420,278	\$420,278	\$420,278	\$420,278	\$420,278	\$420,278	\$420,278	\$420,278	\$420,278	\$420,278	\$420,278	\$420,278
Debt Service (Eq Sch 4)	10 years	\$3,352,000	\$188,051	\$188,051	\$188,051	\$188,051	\$188,051	\$188,051	\$188,051	\$188,051	\$188,051	\$188,051	\$188,051	\$188,051
DS Total (Semi-Annual)			\$1,522,393	\$1,522,393	\$1,522,393	\$1,522,393	\$1,522,393	\$1,522,393	\$1,023,909	\$1,023,909	\$1,023,909	\$1,023,909	\$1,023,909	\$608,329
Bank and Bonds Fees			\$8,000		\$8,000		\$8,000		\$6,000		\$6,000		\$4,000	
Total (Fiscal Year)		\$15,731,000	\$3,052,786		\$3,052,786		\$3,052,786		\$2,053,818		\$2,053,818		\$1,220,658	

VEHICLE LEASE 2016	Term	Principal	Year 1		Year 2		Year 3		Year 4	
			7/15/2017	1/15/2018	7/15/2018	1/15/2019	7/15/2019	1/15/2020	7/15/2020	1/15/2021
Debt Service (Eq Sch 1)	3 years	\$4,056,000	\$693,033	\$693,033	\$693,033	\$693,033	\$693,033	\$693,033	\$693,033	
Debt Service (Eq Sch 2)	5 years	\$3,503,700	\$365,260	\$365,260	\$365,260	\$365,260	\$365,260	\$365,260	\$365,260	\$365,260
Debt Service (Eq Sch 3)	7 years	\$1,509,700	\$114,647	\$114,647	\$114,647	\$114,647	\$114,647	\$114,647	\$114,647	\$114,647
Debt Service (Eq Sch 4)	10 years	\$2,344,600	\$128,614	\$128,614	\$128,614	\$128,614	\$128,614	\$128,614	\$128,614	\$128,614
DS Total (Semi-Annual)			\$1,301,553	\$1,301,553	\$1,301,553	\$1,301,553	\$1,301,553	\$1,301,553	\$1,301,553	\$608,521
Bank and Bonds Fees			\$8,000		\$8,000		\$8,000		\$6,000	
Total (Fiscal Year)		\$11,414,000	\$2,611,106		\$2,611,106		\$2,611,106		\$1,223,041	

TOTAL (Fiscal Year)		\$3,405,061	\$3,405,061	\$6,457,847	\$3,727,109	\$6,338,216	\$5,121,114	\$4,803,033	\$2,543,787
FY 2019-20 Budget								\$6,325,000	\$6,325,000
Funds Available for Debt Service								\$1,521,967	\$3,781,213

PROPOSED VEHICLE LEASE 2019	Term	Principal	Year 1		Year 2	
			FY 19-20 A	FY 19-20 B	FY 20-21 A	FY 20-21 B
Debt Service (Eq Sch 1)	3 years	\$6,000,000	\$611,100	\$611,100	\$1,295,644	\$1,295,644
Debt Service (Eq Sch 2)	7 years	\$900,000	\$73,273	\$73,273	\$73,273	\$73,273
Debt Service (Eq Sch 3)	10 years	\$1,200,000	\$72,435	\$72,435	\$72,435	\$72,435
Debt Service (Eq Sch 4)	3 years	\$2,000,000			\$79,800	\$79,800
Debt Service (Eq Sch 5)	7 years	\$380,000			\$31,058	\$31,058
Debt Service (Eq Sch 6)	10 years	\$5,520,000			\$334,984	\$334,984
DS Total (Semi-Annual)			\$756,809	\$756,809	\$1,887,196	\$1,887,196
Bank and Bonds Fees			\$6,000		\$6,000	
Total (Fiscal Year)		\$16,000,000	\$1,519,618		\$3,780,392	

PROPOSED TOTAL (Fiscal Year)			\$6,322,650		\$6,324,179	
FY 2019-20 Budget					\$6,325,000	\$6,325,000
Funds Available for Debt Service					\$2,350	\$821

ATTACHMENT B

City of Oakland
 Vehicle Lease Debt Service
 As of 12/18/2018

VEHICLE LEASE 2014	Term	Principal	Year 7		Year 8		Year 9		Year 10	
			7/15/2021	1/15/2022	7/15/2022	1/15/2023	7/15/2023	1/15/2024	7/15/2024	1/15/2025
Debt Service (Eq Sch 1)	3 years	\$2,925,000								
Debt Service (Eq Sch 2)	5 years	\$3,974,000								
Debt Service (Eq Sch 3)	7 years	\$5,480,000	\$420,278	\$420,278						
Debt Service (Eq Sch 4)	10 years	\$3,352,000	\$188,051	\$188,051	\$188,051	\$188,051	\$188,051	\$188,051	\$188,051	\$188,051
DS Total (Semi-Annual)			\$608,329	\$608,329	\$188,051	\$188,051	\$188,051	\$188,051	\$188,051	\$188,051
Bank and Bonds Fees			\$4,000		\$2,000		\$2,000		\$2,000	
Total (Fiscal Year)		\$15,731,000	\$1,220,658		\$378,101		\$378,101		\$378,101	

VEHICLE LEASE 2016	Term	Principal	Year 5		Year 6		Year 7		Year 8		Year 9		Year 10	
			7/15/2021	1/15/2022	7/15/2022	1/15/2023	7/15/2023	1/15/2024	7/15/2024	1/15/2025	7/15/2025	1/15/2026	7/15/2026	1/15/2027
Debt Service (Eq Sch 1)	3 years	\$4,056,000												
Debt Service (Eq Sch 2)	5 years	\$3,503,700	\$365,260	\$365,260										
Debt Service (Eq Sch 3)	7 years	\$1,509,700	\$114,647	\$114,647	\$114,647	\$114,647	\$114,647	\$114,647						
Debt Service (Eq Sch 4)	10 years	\$2,344,600	\$128,614	\$128,614	\$128,614	\$128,614	\$128,614	\$128,614	\$128,614	\$128,614	\$128,614	\$128,614	\$128,614	\$128,614
DS Total (Semi-Annual)			\$608,521	\$608,521	\$243,261	\$243,261	\$243,261	\$243,261	\$128,614	\$128,614	\$128,614	\$128,614	\$128,614	\$128,614
Bank and Bonds Fees			\$6,000		\$4,000		\$4,000		\$2,000		\$2,000		\$2,000	
Total (Fiscal Year)		\$11,414,000	\$1,223,041		\$490,522		\$490,522		\$259,227		\$259,227		\$259,227	

TOTAL (Fiscal Year)		\$2,443,699	\$868,623	\$868,623	\$868,623	\$637,329	\$259,227	\$259,227	\$0	\$0	\$0
FY 2019-20 Budget		\$6,325,000	\$6,325,000	\$6,325,000	\$6,325,000	\$6,325,000	\$6,325,000	\$6,325,000	\$6,325,000	\$6,325,000	\$6,325,000
Funds Available for Debt Service		\$3,881,301	\$5,456,377	\$5,456,377	\$5,456,377	\$5,687,671	\$6,065,773	\$6,065,773	\$6,325,000	\$6,325,000	\$6,325,000

PROPOSED VEHICLE LEASE 2019	Term	Principal	Year 3		Year 4		Year 5		Year 6		Year 7		Year 8		Year 9		Year 10		Year 11	
			FY 21-22 A	FY 21-22 B	FY 22-23 A	FY 22-23 B	FY 23-24 A	FY 23-24 B	FY 24-25 A	FY 24-25 B	FY 25-26 A	FY 25-26 B	FY 26-27 A	FY 26-27 B	FY 27-28 A	FY 27-28 B	FY 29-30 A	FY 29-30 B	FY 30-31 A	FY 30-31 B
Debt Service (Eq Sch 1)	3 years	\$6,000,000	\$1,295,644	\$1,295,644																
Debt Service (Eq Sch 2)	7 years	\$900,000	\$73,273	\$73,273	\$73,273	\$73,273	\$73,273	\$73,273	\$73,273	\$73,273	\$73,273	\$73,273								
Debt Service (Eq Sch 3)	10 years	\$1,200,000	\$72,435	\$72,435	\$72,435	\$72,435	\$72,435	\$72,435	\$72,435	\$72,435	\$72,435	\$72,435	\$72,435	\$72,435	\$72,435	\$72,435	\$72,435	\$72,435	\$72,435	\$72,435
Debt Service (Eq Sch 4)	3 years	\$2,000,000	\$128,220	\$128,220	\$881,261	\$881,261														
Debt Service (Eq Sch 5)	7 years	\$380,000	\$31,058	\$31,058	\$31,058	\$31,058	\$31,058	\$31,058	\$31,058	\$31,058	\$31,058	\$31,058	\$31,058	\$31,058	\$31,058	\$31,058	\$31,058	\$31,058	\$31,058	\$31,058
Debt Service (Eq Sch 6)	10 years	\$5,520,000	\$334,984	\$334,984	\$334,984	\$334,984	\$334,984	\$334,984	\$334,984	\$334,984	\$334,984	\$334,984	\$334,984	\$334,984	\$334,984	\$334,984	\$334,984	\$334,984	\$334,984	\$334,984
DS Total (Semi-Annual)			\$1,935,616	\$1,935,616	\$1,393,012	\$1,393,012	\$511,752	\$511,752	\$511,752	\$511,752	\$511,752	\$511,752	\$438,478	\$438,478	\$407,420	\$407,420	\$407,420	\$407,420	\$334,984	\$334,984
Bank and Bonds Fees			\$10,000		\$10,000		\$8,000		\$8,000		\$8,000		\$6,000		\$4,000		\$4,000		\$2,000	
Total (Fiscal Year)		\$16,000,000	\$3,881,232		\$2,796,025		\$1,031,503		\$1,031,503		\$1,031,503		\$882,957		\$818,840		\$818,840		\$671,969	


PROPOSED TOTAL (Fiscal Year)		\$6,324,931	\$3,664,648	\$1,900,127	\$1,668,832	\$1,290,731	\$1,142,184	\$818,840	\$818,840	\$671,969
FY 2019-20 Budget		\$6,325,000	\$6,325,000	\$6,325,000	\$6,325,000	\$6,325,000	\$6,325,000	\$6,325,000	\$6,325,000	\$6,325,000
Funds Available for Debt Service		\$69	\$2,660,352	\$4,424,873	\$4,656,168	\$5,034,269	\$5,182,816	\$5,506,160	\$5,506,160	\$5,653,031

Debt Service Payment Schedule

ATTACHMENT C

FILED
OFFICE OF THE CITY CLERK
OAKLAND

Term (Years)			7	10		3	7	10		Total
Principal		\$6,000,000.00	\$900,000.00	\$1,200,000.00		\$2,000,000.00	\$380,000.00	\$5,520,000.00		\$16,000,000.00
Funding Date		2019 JAN 17/2019	3/1/2019	3/1/2019		3/1/2020	3/1/2020	3/1/2020		
# of Payments		6	14	20		6	14	20		
Interest Rate		3.37%	3.59%	3.73%		3.48%	3.70%	3.84%		
Payment Date		DS	DS	DS		DS	DS	DS	Total DS	FY Total DS
3/1/2019										
9/1/2019	1	\$611,100.00	\$73,273.43	\$72,435.45					\$756,808.88	
3/1/2020	2	\$611,100.00	\$73,273.43	\$72,435.45					\$756,808.88	\$1,513,617.77
9/1/2020	3	\$1,295,644.13	\$73,273.43	\$72,435.45	1	\$79,800.00	\$31,058.34	\$334,984.47	\$1,887,195.83	
3/1/2021	4	\$1,295,644.13	\$73,273.43	\$72,435.45	2	\$79,800.00	\$31,058.34	\$334,984.47	\$1,887,195.83	\$3,774,391.65
9/1/2021	5	\$1,295,644.13	\$73,273.43	\$72,435.45	3	\$128,220.38	\$31,058.34	\$334,984.47	\$1,935,616.20	
3/1/2022	6	\$1,295,644.13	\$73,273.43	\$72,435.45	4	\$128,220.38	\$31,058.34	\$334,984.47	\$1,935,616.20	\$3,871,232.41
9/1/2022	7		\$73,273.43	\$72,435.45	5	\$881,260.65	\$31,058.34	\$334,984.47	\$1,393,012.34	
3/1/2023	8		\$73,273.43	\$72,435.45	6	\$881,260.65	\$31,058.34	\$334,984.47	\$1,393,012.34	\$2,786,024.69
9/1/2023	9		\$73,273.43	\$72,435.45	7		\$31,058.34	\$334,984.47	\$511,751.70	
3/1/2024	10		\$73,273.43	\$72,435.45	8		\$31,058.34	\$334,984.47	\$511,751.70	\$1,023,503.39
9/1/2024	11		\$73,273.43	\$72,435.45	9		\$31,058.34	\$334,984.47	\$511,751.70	
3/1/2025	12		\$73,273.43	\$72,435.45	10		\$31,058.34	\$334,984.47	\$511,751.70	\$1,023,503.39
9/1/2025	13		\$73,273.43	\$72,435.45	11		\$31,058.34	\$334,984.47	\$511,751.70	
3/1/2026	14		\$73,273.43	\$72,435.45	12		\$31,058.34	\$334,984.47	\$511,751.70	\$1,023,503.39
9/1/2026	15			\$72,435.45	13		\$31,058.34	\$334,984.47	\$438,478.26	
3/1/2027	16			\$72,435.45	14		\$31,058.34	\$334,984.47	\$438,478.26	\$876,956.52
9/1/2027	17			\$72,435.45	15			\$334,984.47	\$407,419.92	
3/1/2028	18			\$72,435.45	16			\$334,984.47	\$407,419.92	\$814,839.84
9/1/2028	19			\$72,435.45	17			\$334,984.47	\$407,419.92	
3/1/2029	20			\$72,435.45	18			\$334,984.47	\$407,419.92	\$814,839.84
9/1/2030					19			\$334,984.47	\$334,984.47	
3/1/2030					20			\$334,984.47	\$334,984.47	\$669,968.94
Total		\$6,404,776.53	\$1,025,828.08	\$1,448,709.01		\$2,178,562.05	\$434,816.77	\$6,699,689.40	\$18,192,381.84	\$18,192,381.84




FILED
OFFICE OF THE CITY CLERK
OAKLAND

FILED
OFFICE OF THE CITY CLERK
OAKLAND

Approved as to Form and Legality

2019 JAN 17 PM 1:19

2019 JAN 17 PM 1:19 **OAKLAND CITY COUNCIL**



City Attorney

RESOLUTION No. _____ C.M.S.

Introduced by Councilmember _____

A RESOLUTION AUTHORIZING: (1) THE CITY ADMINISTRATOR OR DESIGNEE TO NEGOTIATE AND EXECUTE A MASTER LEASE PURCHASE AGREEMENT (MASTER LEASE 4.0) WITH A FINANCIAL INSTITUTION SELECTED THROUGH THE COMPETITIVE BIDDING PROCESS IN AN AMOUNT NOT TO EXCEED SIXTEEN MILLION DOLLARS (\$16,000,000.00) FOR A TERM NOT TO EXCEED 10-YEARS AND AN INTEREST RATE NOT TO EXCEED FIVE PERCENT (5%) TO PURCHASE VEHICLES AND RELATED EQUIPMENT, AND

(2) OAKLAND PUBLIC WORKS TO PURCHASE MASTER LEASE AND NON-MASTER LEASE VEHICLES AND RELATED EQUIPMENT, WITHOUT RETURNING TO COUNCIL, THROUGH (A) AGREEMENTS WITH ONE OR MORE VENDORS SELECTED THROUGH A COMPETITIVE REQUEST FOR PROPOSAL/QUALIFICATIONS PROCESS, AND (B) WAIVER OF ADVERTISING AND COMPETITIVE BIDDING TO UTILIZE COOPERATIVE PURCHASING AGREEMENTS OR WHEN THE PURCHASE CAN ONLY BE TRANSACTED THROUGH A SOLE SOURCE AGREEMENT, AND

(3) AN ADJUSTMENT OF OAKLAND PUBLIC WORKS' FISCAL YEAR 2019-2020 AND 2020-2021 OPERATING BUDGETS BY APPROPRIATING FUNDS AND INCREASING REVENUE AND EXPENDITURES EQUIVALENT TO MASTER LEASE 4.0 IN AN AMOUNT OF EIGHT MILLION ONE HUNDRED THOUSAND DOLLARS (\$8,100,000.00) IN FISCAL YEAR 2019-2020 AND SEVEN MILLION NINE HUNDRED THOUSAND DOLLARS (\$7,900,000.00) IN FISCAL YEAR 2020-2021, FOR A TOTAL AMOUNT NOT TO EXCEED \$16,000,000.00, AND

(4) OAKLAND PUBLIC WORKS' EQUIPMENT SERVICES DIVISION TO ADD TWO (2) FULL-TIME EQUIVALENT (FTE) HEAVY EQUIPMENT MECHANICS IN FISCAL YEAR 2019-2020 TO SUPPORT PAST, CURRENT AND PROPOSED FLEET ADDITIONS WITHIN THE POLICE DEPARTMENT, FIRE DEPARTMENT, DEPARTMENT OF TRANSPORTATION AND OAKLAND PUBLIC WORKS

WHEREAS, Oakland Public Works' Bureau of Maintenance & Internal Services, Equipment Services Division, is entrusted with stewardship for the acquisition repair and maintenance of City vehicles and equipment, inclusive of public safety vehicles; and

WHEREAS, over half of the City's fleet is aged beyond its economic life and certain assets have deteriorated to a point where the performance of certain critical public safety may soon be compromised; and

WHEREAS, the City currently does not have financial reserves on hand to purchase the direly needed replacement vehicles and equipment; and

WHEREAS, all of the vehicles and equipment proposed for replacement have incurred prolonged out-of-service downtimes due to breakdowns; with replacement parts and equipment difficult to locate and acquire due to the age and industry-determined obsolete distinction of the items; and

WHEREAS, Oakland Public Works requests authorization to enter into a Master Lease Purchase Agreement (Master Lease 4.0) with a financial institution to be identified and selected through a competitive bidding process for a cumulative amount not to exceed \$16,000,000, for a term not to exceed 10-years and an interest rate not to exceed five percent (5%) to purchase vehicles and related equipment for multiple City agencies; and

WHEREAS, the City Council previously authorized similar legislation relating to Master Lease purchasing provisions through adoption of Authorizing Resolution No. 86347 C.M.S., dated September 20, 2016 (Master Lease 3.0); Authorizing Resolution No. 85052 C.M.S., dated June 17, 2014 (Master Lease 2.0), and Authorizing Resolution No. 84231 C.M.S., dated March 5, 2013 (Master Lease 1.0); and

WHEREAS, Oakland Public Works' Equipment Services Fund (4100) has \$6,350,000 budgeted for costs associated with existing Master Lease debt service payments, as well as bank and bond service costs; and because of existing lease debts scheduled to be retired, Oakland Public Works will be able to pay for debt service costs of the proposed Master Lease 4.0 with the existing budget of \$6,350,000, resulting in no additional cost to individual departments; and

WHEREAS, Oakland Public Works requests that the City Council authorize adjustments to the Public Works Agency's adopted Fiscal Year 2019-2020 and 2020-2021 Operating Budgets by appropriating funds and increasing revenue and expenditures equivalent to the master lease in an amount not to exceed \$16,000,000, and allocated to the Equipment Services Fund (4100); Equipment Services Administration Organization (30541); Capital Lease Obligation Account (58214) for principal payments; Interest on Long-Term Debt Account (58215) for interest payments, and Bank and Bond Expenditures Account (58111) for bank and bond expenses; and

WHEREAS, authorization is also sought for the City Administrator to execute a Purchasing Agreement with one or more vendors to be selected through the Request for Proposal/Qualifications (RFP/Q) process for the purchase of Master Lease and non-Master Lease vehicles and related equipment, without returning to Council; and

WHEREAS, authorization is also sought for the City Administrator waive the Request for Proposal/Qualifications (RFP/Q) process to enter into one or more Cooperative Purchasing Agreements or Sole Source Purchasing Agreements to facilitate the acquisition of Master Lease and non-Master Lease vehicles and equipment without returning to Council; and

WHEREAS, Oakland Municipal Code (“OMC”) Title 2, Chapter 2, Article I, Section 2.04.05I.A requires the City to conduct a competitive Request for Proposal/Qualifications (RFP/Q) selection process when it purchases services, supplies or a combination thereof that exceeds \$50,000.00; and

WHEREAS, OMC Section 2.04.05I.B and 2.04.050 I.5 permits the Council to waive the RFP/Q and advertising and bidding requirements upon a finding and determination that it is in the best interests of the City to do so; and

WHEREAS, staff recommends that the City Council, pursuant to OMC Section 2.04.051.B and 2.04.050 I.5 waives the advertising and bidding requirements for the purchase of some or all of the proposed vehicles and equipment through agreements with one or more vendors when products or services are not available locally or the pricing/circumstances are otherwise advantageous to the City; and

WHEREAS, staff recommends that the City Council authorize Oakland Public Works’ Equipment Services Division to add two (2) full-time equipment Heavy Equipment Mechanics in Fiscal Year 2019-2020 to support fleet additions for the Police Department, Fire Department, the Department of Transportation and Public Works’ Keep Oakland Clean and Beautiful (KOCB) Division; now, therefore be it

RESOLVED, That the City Council authorizes the City Administrator, or designee, to negotiate and execute a Master Lease Purchase Agreement (Master Lease 4.0) and all related documents necessary to the financing with a financial institution to be identified and selected through a competitive bidding process for a cumulative amount not to exceed \$16,000,000.00, and for a term not to exceed 10-years, and an interest rate not to exceed five percent (5.0%) to purchase vehicles and related equipment for use by multiple City agencies, without returning to Council; and be it

FURTHER RESOLVED, That the City Council authorizes the adjustments to the adopted Public Works Department’s FY 2019-2020 and FY 2020-2021 operating budgets by appropriating funds and increasing revenue and expenditures equivalent to the Master Lease in an amount of \$8,100,000 in FY 2019-2020 and \$7,900,000 in FY 2020-2021, for a total amount not to exceed \$16,000,000.00, and appropriated to the Equipment Services Fund (4100); Equipment Services Administration Organization (30541); in a project account to be determined for the purchase of vehicles and related equipment; and be it

FURTHER RESOLVED, That the City Council authorizes the City Administrator, or designee, to negotiate and execute a Purchasing Agreement with one or more vendors to be selected through the Request for Proposal/Qualifications (RFP/Q) process for the purchase of Master Lease and non-Master Lease vehicles and related equipment without returning to Council; and be it

FURTHER RESOLVED, That the City Council, pursuant to OMC Section 2.04.050 I.5, hereby finds that it is in the best interests of the City to waive the advertising and bidding requirements, without returning to Council, for the purchase of some or all of the proposed vehicles and equipment in order to ensure the City's ability to utilize cooperative rate purchasing agreements and/or sole source agreements when said options are presented as the best financial (purchasing) options for the City of Oakland; and be it

FURTHER RESOLVED, That the City Council also authorizes the City Administrator, or designee, to enter into one or more Cooperative Purchasing Agreements or Sole Source Purchasing Agreements to facilitate the acquisition of Master Lease and non-Master Lease vehicles and equipment when not available locally or the pricing/circumstances are otherwise advantageous to the City; and be it

FURTHER RESOLVED, That the City Administrator is authorized to add two (2.0) FTE Heavy Equipment Mechanic positions within the Equipment Services Division to address the backlog of heavy equipment maintenance due to the increased size of the fleet, with funding for the proposed positions available in the FY 2019-2020 budget in Equipment Services Fund (4100); Equipment Services Administration Organization (30541); Administrative Project 1000010; Fleet Management and Maintenance Program IN01; and be it

FURTHER RESOLVED, That the City Administrator or designee is hereby authorized to complete all required negotiations, certifications, assurances and documentation required to accept, modify, extend and/or amend the proposed agreement(s), except for any increase in the agreement(s) costs; and be it

FURTHER RESOLVED, That the City Attorney shall review and approve the proposed agreement(s) as to form and legality, and copies of the agreement(s) shall be filed with the Office of the City Clerk.

IN COUNCIL, OAKLAND, CALIFORNIA, _____

PASSED BY THE FOLLOWING VOTE:

AYES - FORTUNATO BAS, GALLO, GIBSON MCELHANEY, KALB, REID, TAYLOR, THAO and PRESIDENT KAPLAN

NOES -

ABSENT -

ABSTENTION -

ATTEST: _____

LaTonda Simmons
City Clerk and Clerk of the Council
of the City of Oakland, California