

OFFICE OF THE CITY CLERK

2007 JUN 19 11:18:32

CITY OF OAKLAND

AGENDA REPORT

TO: Office of the City Administrator
ATTN: Deborah A. Edgerly
FROM: Department of Human Services
DATE: June 19, 2007

RE: Supplemental Report Responding To Questions Raised Related To Oakland Senior Services Set-Aside Programs At The June 12, 2007 Life Enrichment Committee Meeting

This report provides supplemental information requested by the Life Enrichment Committee at its June 12, 2007 meeting. The Life Enrichment Committee directed staff to provide demographic information about Oakland's senior residents, and to identify facilities in the City that provide Senior Center services.

In 2004 Department of Human Services (DHS) and the Commission on Aging presented the results of a Senior Needs Assessment to the City Council. That Assessment has been used by DHS and the Commission on Aging to drive decision-making in the area of senior services, particularly for the Senior Service Set-Aside grant program. The demographic information from this needs assessment is attached and a map of Oakland residents over the age of 65. The data in the Senior Needs Assessment is primarily basic demographic information from the 2000 U.S. Census. A more thorough evaluation of the status and needs of Oakland's senior population would allow the City of Oakland to better serve the older adult community. This would include a review of all current senior services provided to Oakland seniors both by the City of Oakland and other sources.

PROGRAM DESCRIPTION

The City of Oakland operates four Senior Centers, located in North, East, West and Downtown Oakland. In addition to the senior center programs that are operated directly by the City, there are two city-funded programs at the Fruitvale San Antonio Senior Center and the Hong Lok Senior Center. These programs reach more than 4000 Oakland seniors, and provide recreational, educational, social and nutritional opportunities in the neighborhoods where the seniors live.

In addition to the Senior Center programs funded by the City of Oakland, there are numerous non-profit organizations that have site-based programs providing educational, social, nutritional and recreational activities for Oakland seniors. These include programs designed to meet the

Item: _____
City Council
June 19, 2007

needs of culturally diverse seniors such as those who are considered sexual minorities, monolingual, low income and lacking in mobility.

Attached is a summary of the facility based Senior Center programs serving the needs of Oakland seniors.

RECOMMENDATION(S) AND RATIONALE

Staff recommends that the City Council accept this information.

Respectfully submitted,



ANDREA YOUNGDAHL
Director, Department of Human Services

Prepared by:
Tracy Jensen, Senior Services Administrator

ATTACHMENTS

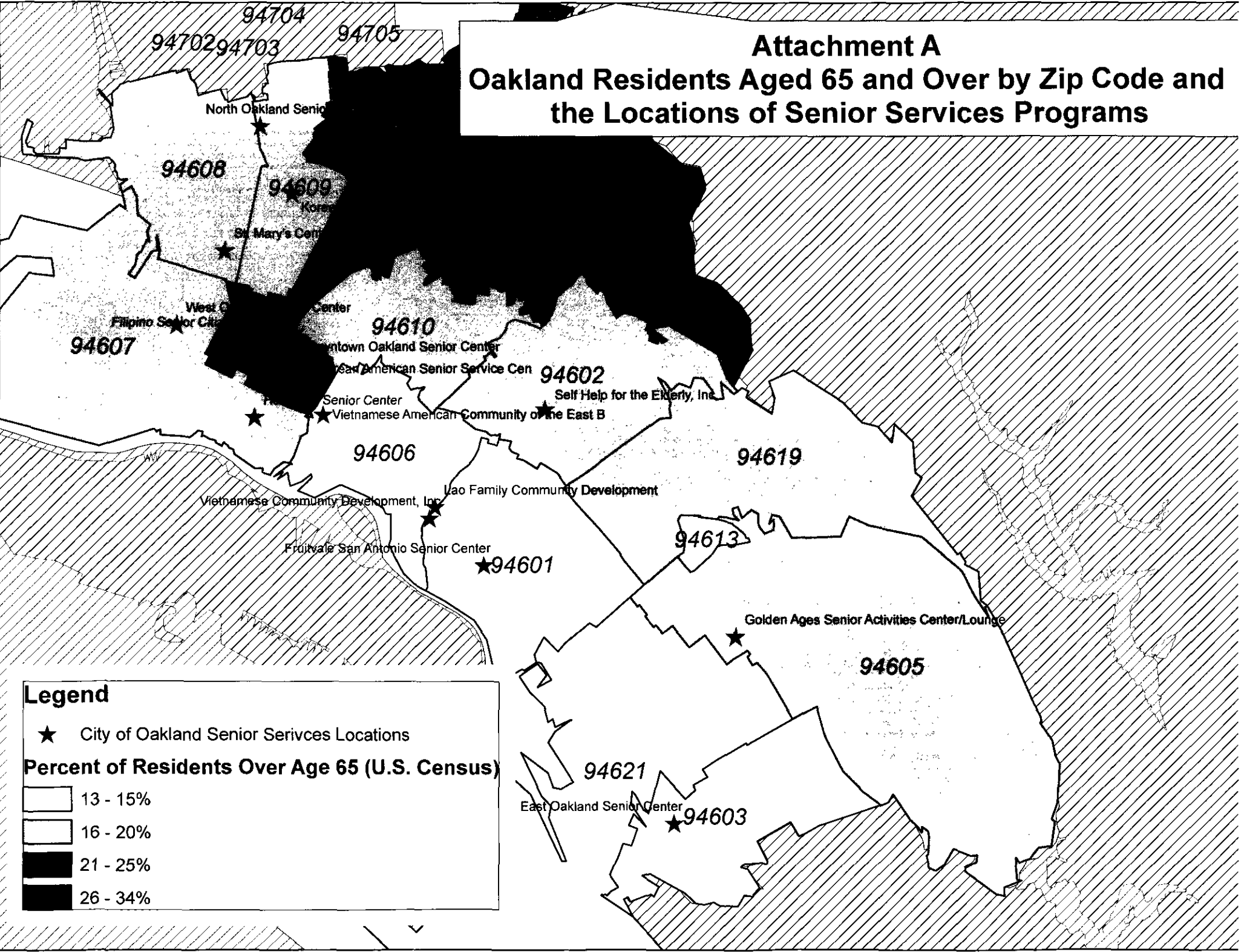
- A: Map of Oakland Residents over 65 & Senior Services Locations
- B: Senior Demographic
- C: Site-Based Senior Centers 2007

APPROVED AND FORWARDED TO THE CITY COUNCIL:



Office of the City Administrator

Attachment A Oakland Residents Aged 65 and Over by Zip Code and the Locations of Senior Services Programs



Legend

- ★ City of Oakland Senior Services Locations

Percent of Residents Over Age 65 (U.S. Census)

- 13 - 15%
- 16 - 20%
- 21 - 25%
- 26 - 34%

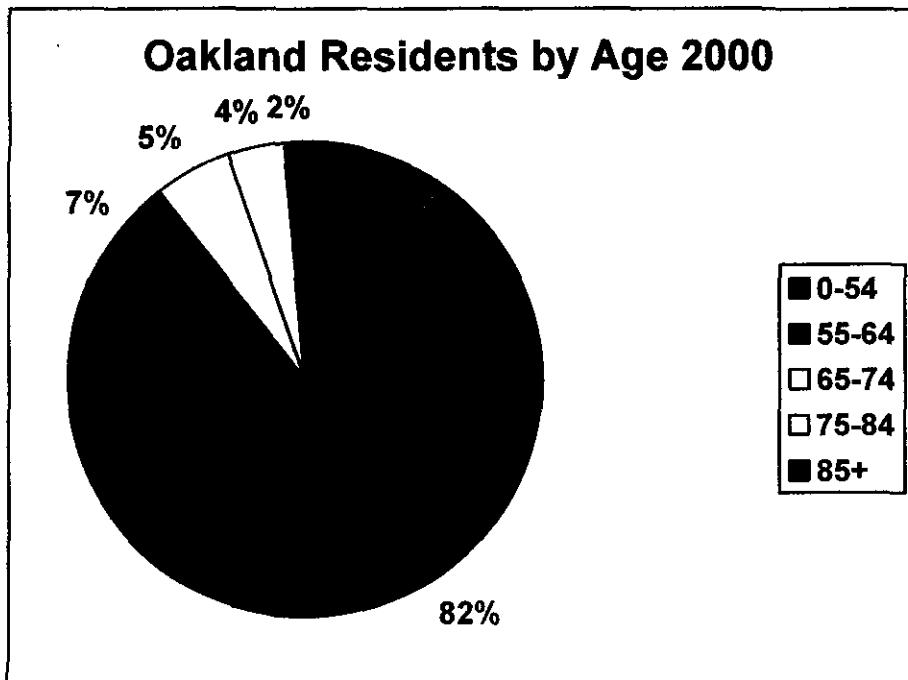
Oakland's Senior Population Demographics

Older adults are the fastest growing segment of the U.S. population. In the 2000 census, more than 35 million Americans were 65 years and older. It is expected that the number of older adults will increase to over 70 million by 2030, representing 20% of the total population.

– AGE –

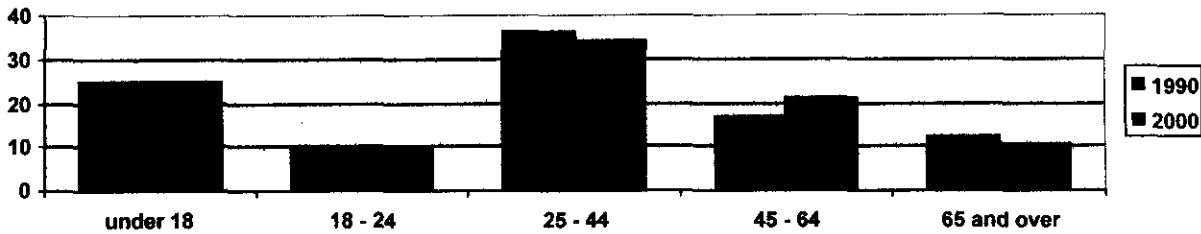
According to the 2000 Census, Oakland is home to 41,788 residents over the age of 65.

– This is about 10.4% of the City's population.



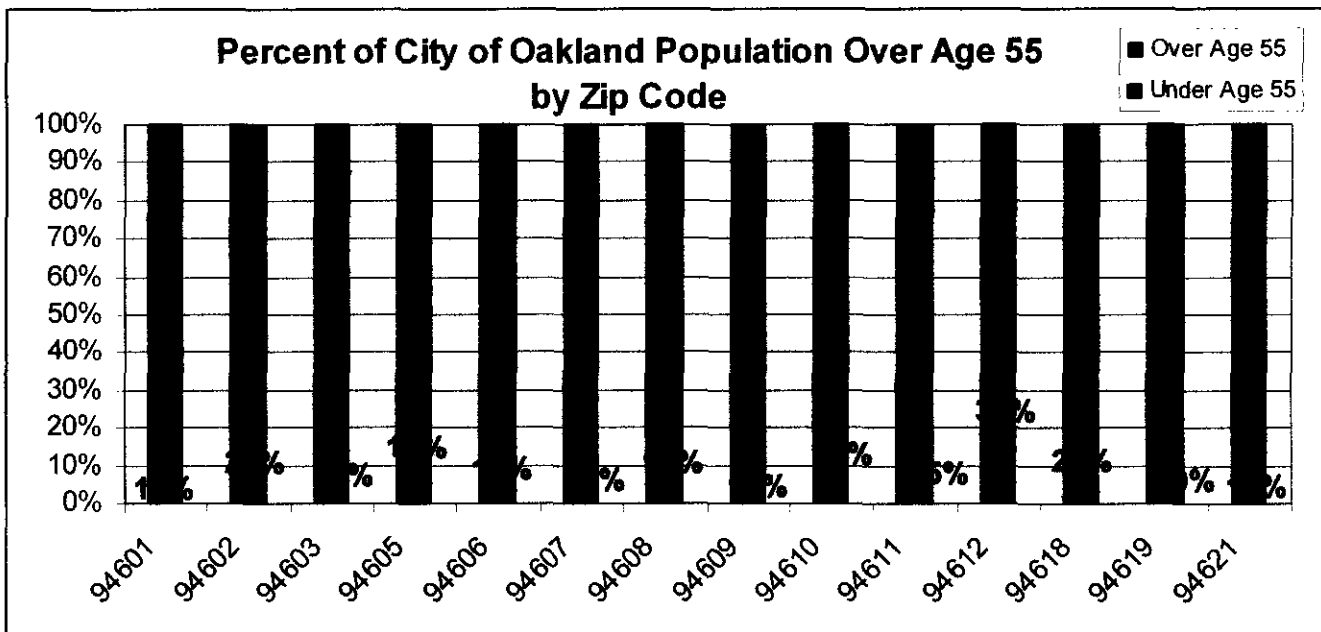
While the senior population continues to grow in California and across the country, the number of Oakland residents over the age of 65 only increased by 214 in the 1990s. Prior Census figures show that between 1970 and 1990 the City lost 12% of residents over the age of 60.9 But as per the chart below, that trend is decreasing with the aging of the baby boomer population. According to the 2000 census, the number of people between the ages of 45 and 64 is growing significantly. Currently about 8.6% of Oakland households are comprised of a single person 65 years of age or older.

Oakland Age Distribution 1990 - 2000



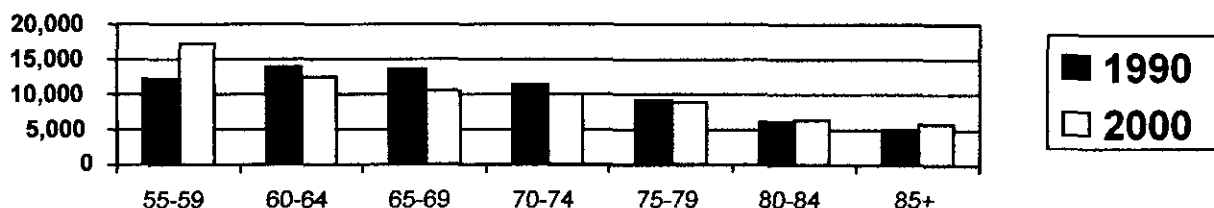
The City's seniors are more highly concentrated in certain zip codes. According to the Census, 34% of residents of 94612 are older than 55. That figure is less than 15% for 94601, 94603 and 94621.

Percent of City of Oakland Population Over Age 55 by Zip Code



The age distribution of the City's older residents is also changing. Over the past 10 years the proportion of seniors at each end of the age spectrum – seniors aged 50 to 55 and over the age of 85 - increased by about 25%.

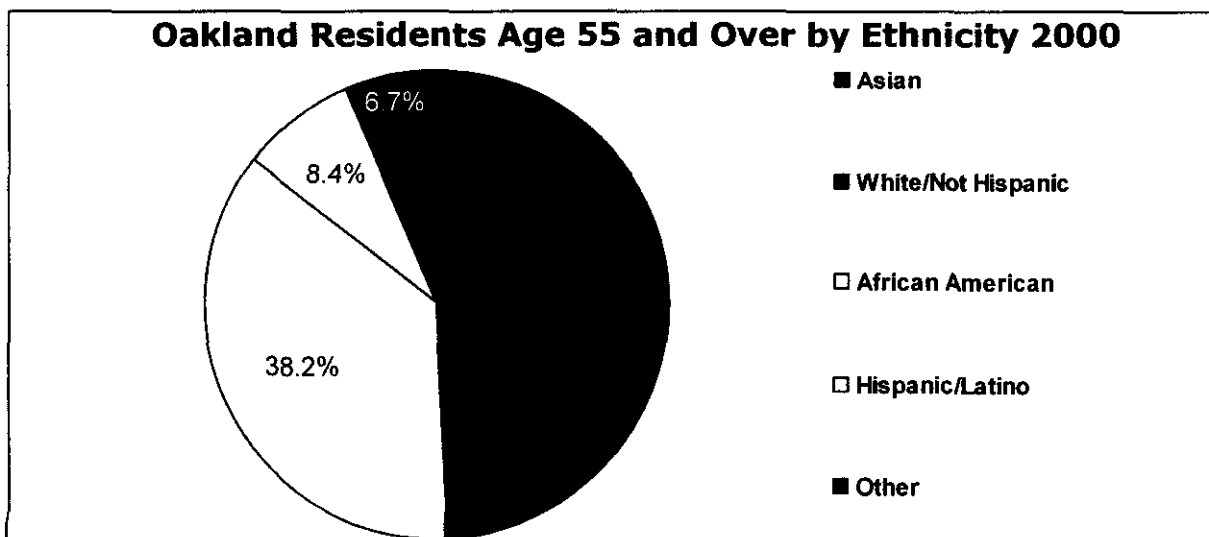
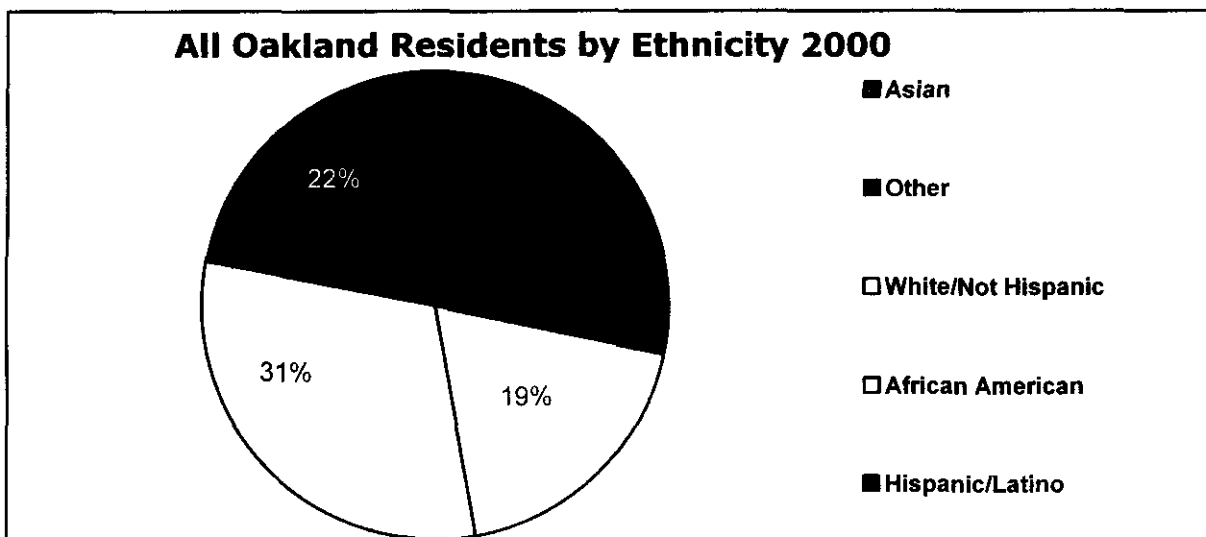
Oakland Seniors by Age 1990 - 2000



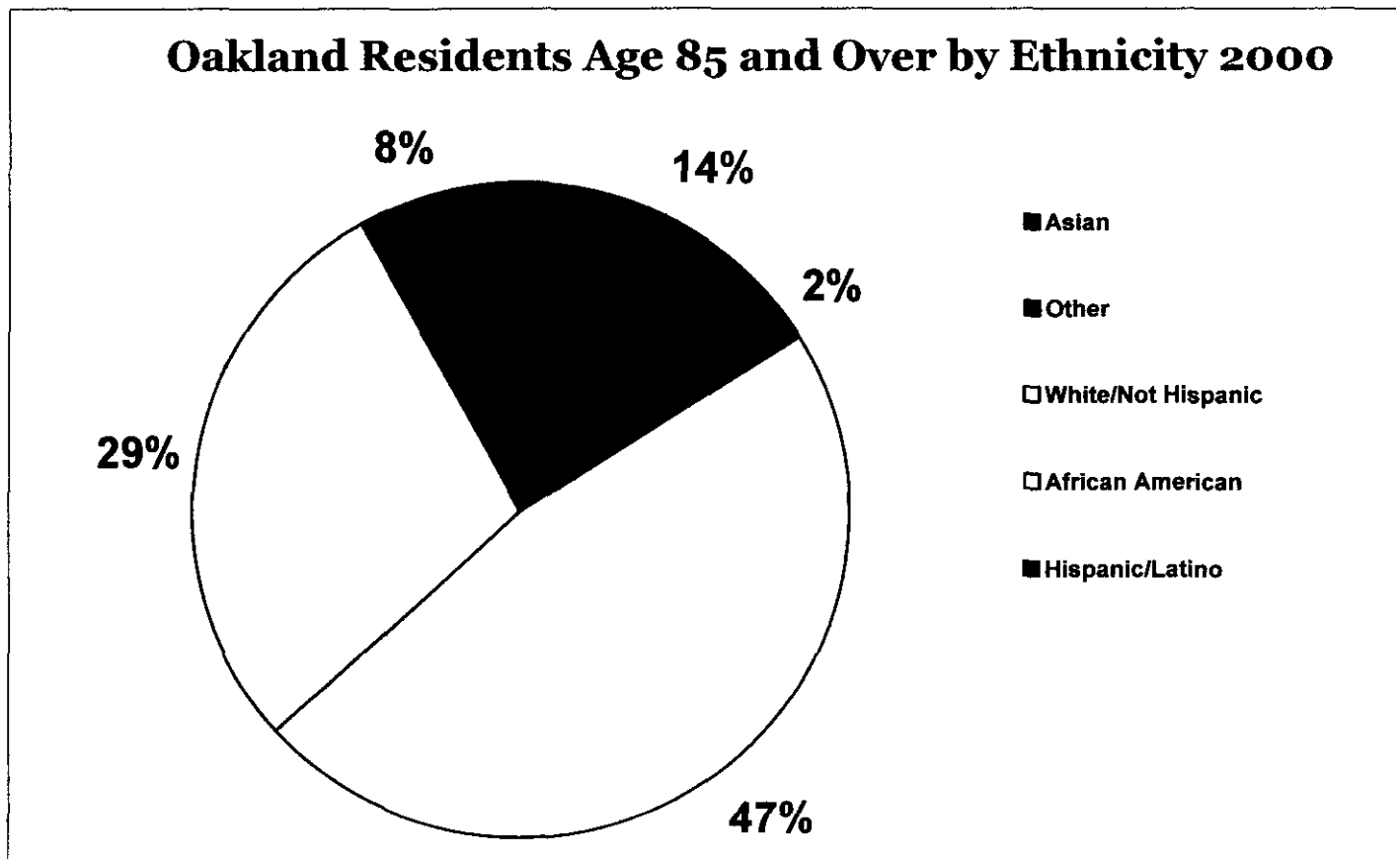
– ETHNICITY –

According to the 2000 Census, Alameda County is the second most diverse county in the nation, after Queens County New York. The ethnic characteristics of Oakland’s senior population is similar to that of the City overall, with some striking differences.

The following charts illustrate the diversity in Oakland, and compare the ethnicity of Oakland seniors as they age. (NOTE: the sum of the numbers is greater than 100% because the Census data overlaps Hispanic/Latino with other racial categories).



- According to the 2000 Census, the majority of citizens who are aged 55 and over in Oakland are African American (38%). However, African Americans comprise only 30% of the population of residents over the age of 85. The higher mortality rate for African American seniors is primarily due to the higher rates of diabetes and heart disease among that population.
- Asians make up 19% of the total population of residents in Oakland over the age of 55. However, they comprise 24% of the population of Oakland residents who are between the ages of 65 and 69.




- Whites make up 33% of the over 55 population in Oakland. That proportion jumps to 49.5% of residents over the age of 85.

- INCOME -

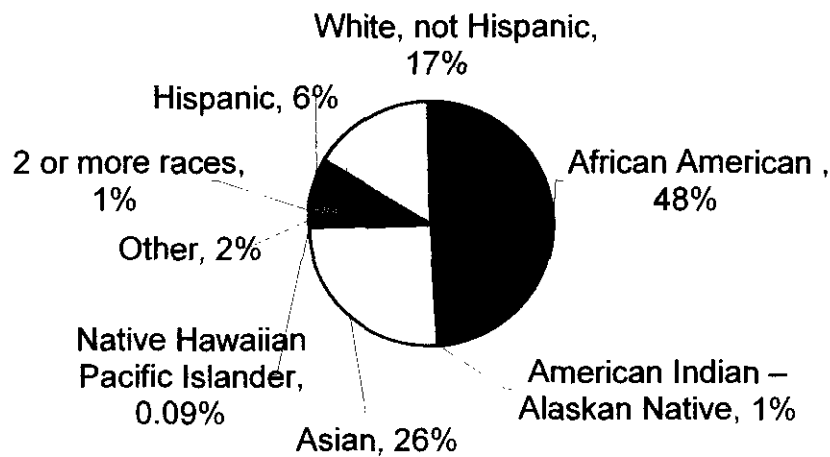
Oakland seniors tend to be poorer than seniors in other parts of the county, and the state. According to the 2000 Census 13.1% of Oakland residents over the age of 65 reported income less than the federal poverty level¹⁰. This is substantially greater than the 10% national average and the 8% state average proportion of seniors living under the poverty level.

According to our own survey of local seniors, Oakland seniors of Hispanic/Latino and Asian/Pacific Islander ethnicity are more likely to live in poverty than are African-American and Caucasian seniors.



The diverse ethnic senior populations in Oakland are more likely to live in poverty than the African-American and Caucasian communities. This may be due to the relatively high cost of living in the Oakland metropolitan area, or it might have to do with the length of time that has elapsed since the individuals have immigrated into this country.

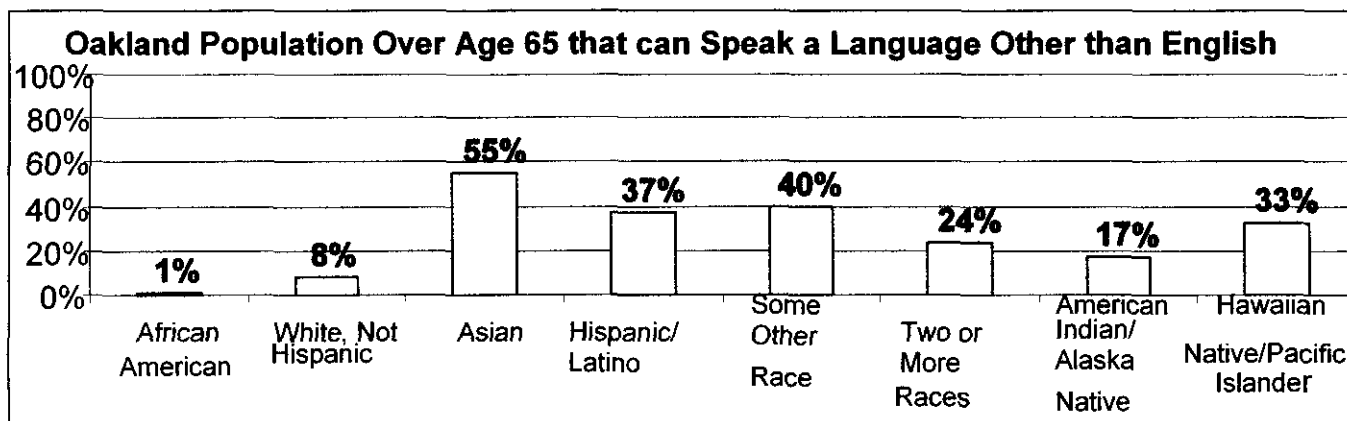
Race/Ethnicity of Oakland Seniors Aged 65 and Over Living Below Poverty Level



– OTHER SIGNIFICANT INFORMATION –

Following is some additional information from the Census.

- There are over 5,800 linguistically isolated adults over 65 living in Oakland. Forty percent of Alameda County’s linguistically isolated adults 65 and over live in Oakland. (NOTE: A household is classified as "linguistically isolated" if no household members age 14 years or over speak only English, and no household members age 14 years or over who speak a language other than English speaks English "Very well".)



- Fifty percent (50%) of Oakland senior residents have some type of disability.
- 30% of the population of the City of Oakland have a bachelors degree or higher, but only 19% of those over 65 have a bachelors degree or higher.
- While 73% of the population of the City of Oakland has a high school degree, only 61% of the over 65 population have a high school degree.

Oakland Site-based Senior Centers

→City of Oakland – general fund

Downtown Oakland Senior Center
200 Grand Avenue (Veterans Memorial building)
Oakland, CA 94612

West Oakland Senior Center
1724 Adeline Street
Oakland, CA 94606

North Oakland Senior Center
5714 MLK Jr. Way
Oakland, CA 94609

East Oakland Senior Center
9255 Edes Avenue
Oakland, CA 94211

→City of Oakland – contract

Fruitvale San Antonio Senior Center (operated by the Unity Council)
3301 E. 12th Street, Suite 201
Oakland, CA 94601

Hong Lok Senior Center (operated by Family Bridges, Inc.)
274 7th Street
Oakland, CA 94607

→Independent Senior Centers with facilities in Oakland ¹

East Bay Korean American Senior Service Center
1723 Telegraph Avenue
Oakland, CA 94612

Golden Ages Senior Activities Center/Lounge
Eastmont Mall
Bancroft and 73rd Avenue
Oakland, CA 94605

Korean Community Center of the East Bay
4390 Telegraph Avenue, Suite A
Oakland, CA 94609

Vietnamese American Community of the East Bay (formerly Seton Senior Center)
106 International Boulevard
Oakland, CA 94606

St. Mary's Center
925 Brockhurst Street
Oakland, CA 94608

→ Organizations providing social, educational and recreational services to Oakland Seniors

Vietnamese Community Development, Inc.
2319 International Boulevard (temporary site)
Oakland, CA 94601

Lao Family Community Development
1551 23rd Avenue
Oakland, CA 94606

Lavender Seniors of the East Bay
1395 Bancroft Avenue
San Leandro, CA 94577
-services provided at the North Oakland Senior Center

Self Help for the Elderly, Inc.
407 Sansome Street
San Francisco
California 94111-3122
-services provided at Lincoln Court Senior Residence 2400 MacArthur Blvd.

Filipino Senior Citizens Center
Downtown Oakland Senior Center
200 Grand Avenue
Oakland, CA 94612