

#	Oakland Facility Assessment Checklist Instructions
1	City of Oakland tab: Existing Documentation section items are requested to be provided to Consultant before site assessment.
2	City of Oakland tab: Facilities and User Questions section is to be completed by Public Works and building user groups.
3	Summary tab is meant to be a quick review of major building systems. See Systems tab for more detail.
4	Accessibility tab: initial accessibility review items provided as indicators for items requiring further investigation. Accessibility review is not CASP level review or inspection.
5	Systems tab: provide unique 3-digit number in first column labeled ### for identification. Numbers to be added at end of assessment process.
6	Systems tab: delete unused rows in spreadsheet and add new rows as needed for building components.
7	Systems tab: maintain 1 letter + 4-digit numbering system when removing and adding new rows. If items in group exceed ten items group can expand to the next tenth grouping. Adjust overall numbering scheme as needed.
8	See additional associated reviews and reports for structural and specific building types provided under separate cover.
9	Cost columns highlighted red are reserved for future use.

#	SYSTEM	ITEM	YES/ NO	DESCRIPTION	COMMENT
1		<b>Existing Documentation</b>			
2		Existing drawings	Yes	Uploaded to consultant FTP site	
3		Major renovations			
4		Geotechnical reports		None available	
5		Energy audits and/or utility records		See folder	
6		Hazardous material reports		See Appendix	
7		Other reports (assessments)			
		<b>Facilities and User Questions</b>			
11		Are there any major building components frequently out of order or that require consistent maintenance? i.e. elevator			
12		Are there any roof leaks?			
13		Are there any major plumbing backup issues?			
14		Any plumbing fixture leaks or issues?			
15		Does the mechanical system need frequent adjustment?			
16		Are any electrical breakers tripped consistently?			
17		Are utility costs abnormally high for this building?			
18		Are there complaints from building users about thermal comfort?			
19		Any reported issues with or concerns about indoor air quality?			
20		Are there any other notable issues with the building?			

###	SYSTEM	ITEM	NUMBER	DESCRIPTION	COMMENT
	T	Building Summary			
	T10	Overall			
100	T1010	Year constructed		Circa 1960's but no known date; Seismic Retrofit and Other Improvements 1995	
101	T1011	Number of stories		One	
102	T1012	Building setting		Suburban	
103	T1013	Approximate building height		16-feet (not including tower)	
104	T1014	Estimated building area		~5500 SF	
105	T1015	Occupancy Group and Use		Fire Station: R3 (residential) and S2 (Storage)	
106	T1016	Superstructure system		Wood-framed with steel moment frame retrofit	
107	T1017	Roof type		Asphalt shingle steep-slope and asphalt roll low-slope	
108	T1018	Approximate number of parking spaces (if applicable)		Large parking lot, no striping	
109	T1019	Elevator or lift		None, one story	
110	T1020	Number of stairs		Exterior only	
111	T1021	Number of exits		4	
	T1021.01	Exit configuration		Dormitory 11,12,13, All Gender 7 and Toilet 9 exit thru App Bay	Non conforming
112	T1022	Exit signage		none	
113	T1023	Accessory structures on site		one shed, used for Fitness Facility	
	T1024	Openings between sleeping rooms and App Bay		Officers Room 1 has door to App Bay with transom; no openings should be provided directly between motor vehic related occ and room for sleeping	Non conforming
	T0125	Occupancy Separations R3 (dwelling rooms)		None - doors not rated; 1 hr required	Non conforming
	T0126	Occupancy Separations R3-S2 (dwelling rooms/app bay)		None- doors not rated ; 2 hr required	Non conforming

	<b>T50</b>	<b>Systems General</b>			
114	T5010	Total number of toilet fixtures		4	
115	T5011	Total number of addtl. plumbing fixtures incl. showers		(1) urinal, (4) shower stall, (5) lavs, (1) mop sink, (1) kitchen sink	
116	T5012	Fire sprinkler system		None	Non conforming
117	T5013	Mechanical system		Central Furnace mounted high in app bay provides heating to both sides of the FH. One year old. Great condition	
117	T5013	Electrical system: ECAP readiness		150A 120/240 single phase service. Service installed in 1997. Good condition	

###	SYSTEM	ITEM	LOCATION	DESCRIPTION	COMMENT	COST
	<b>M</b>	<b>Accessibility</b>				
	<b>M10</b>	<b>Exterior</b>				
200	M1010	Exterior path of travel to entry		No POT from ROW or parking lot	Non-conforming	
201	M1011	Interior path of travel from entry to all required spaces		See issues listed under section M20 Interior General	Non-conforming	
202	M1012	Accessible parking space, van, and/or drop-off zone		No parking lot striping or accessible parking spaces	Non-conforming	
203	M1013	Accessible parking signage		No parking signage	Non-conforming	
204	M1014	Curb ramps		na		
205	M1015	Entrance	Front door entrance	No clear and level landing or signage at front door; threshold is not flush and is non-compliant	Non-conforming	
	<b>M20</b>	<b>Interior General</b>				
210	M2010	Elevator and lifts; accessible controls		None required; one story building		
211	M2011	High-low drinking fountain w/CFA		None provided		
212	M2012	Visual and audible alarms			Check with MEP	
213	M2013	Tactile signage		None at building interior nor exterior		
214	M2014	Door hardware	Doors 1,3,4,7,8, 13, 14, 15, 16, 17, 18	No lever hardware (existing knobs)	Non-conforming	
	M2014.01	Closet hardware	Doors 2A, 2B	No lever hardware (existing knobs)	Non-conforming	
	M2014.02	Door Hardware - 10" high smooth surface from floor on bottom of door at push side	Door 7, 14	Door has kick stop on push side, which obstructs smooth surface	Non-conforming	
	M2015.01	Pull side latch clearance	Door 12	Door has <18" pull side latch clearance, located in alcove	Non-conforming	
	M2015.02	Pull and push side latch clearance	Door 13	Door has <18" pull side latch clearance and <12" push side latch clearance, located in alcove	Non-conforming	
	M2015.03	Door width	Door 15,16,17	Dorm doors are 32"; 36" required.	Non-conforming	
216	M2016	Flush transitions and door thresholds	Door 19	Threshold > .5" with .25" max vertical rise	Non-conforming	
217	M2017	Ramps (measure w/ level)		No ramps in building		
	M2019	Accessories mounting heights	Kitchen 3	Soap and paper towel dispenser at kitchen mounted higher than 40" to operable parts	Non-conforming	
	<b>M30</b>	<b>Restrooms</b>				
220	M3010.01	Toilet Room 1A (officers') clearances	Toilet Rm 1A (officers')	Required clearances not provided at door 3, toilet or lav, nor accessories (very small space). (see floor plan attached)	Non-conforming	
221	M3010.02	Toilet Room and Shower 9 clearances	Toilet Rm 9	Clearances not provided include: Urinal and its stall; non complying Toilet stalls too small; non complying (3) shower stalls too small; non-complying Paper towel dispenser mtd >40" AFF (40" max req)	Non-conforming	

	M3010.03	All Gender Toilet and Shower 7 clearances	All Gender 7	Clearances not provided include: 28.5" clear under sink at skirt ; 29" required Sink knee clearance <8" required to bowl Toilet stall is 48" wide (60" required) Toilet stall <48" clear in front of toilet (48" required) Stall door not self closing (self closing required) Shower stall 42x54 w/bench opp controls non complying Soap and paper towel mtd >40" AFF (40" max req)	Non-conforming
	<b>M50</b>	<b>Special Accessible Conditions</b>			
230	M5010	Service counter		none	
		Kitchen counter	Kitchen 3	Quartz counter in good shape, but counter too high ; >36"	Non-conforming
		Kitchen worksurface next to oven	Kitchen 7	No work surface provided adjacent to bottom hinged oven door (11B-804.6.5.2)	Non-conforming
		Kitchen worksurface with knee space	Kitchen 7	None provided at fixed counter	Non-conforming
		Electrical Switches	Rms 2	Located too high ; >48" ; approximately (10)	Non-conforming
		Electrical Outlets Mounting Heights	all	Outlets - over counter too high >48"; Most low outlets in building located too close to floor <15" AFF Approximately ( 15)	Non-conforming
233	M5013	Benches		NA/no locker room	
234	M5014	Washer clear space	Laundry 6	no clear floor space provided	Non-conforming

###	SYSTEM	ITEM	LOCATION	DESCRIPTION	MAINTENANCE	QTY	UNIT	PRIORITY	COST
	<b>A</b>	<b>Substructure</b>							
	<b>A10</b>	<b>Foundations</b>							
	<b>A1010</b>	<b>Standard Foundations</b>							
	A1011	Wall Foundations		Continuous shallow footings (sizes unknown) under bearing walls, 4 foot square pad footings under moment frame					
	<b>A40</b>	<b>Slab On Grade</b>							
	<b>A4010</b>	<b>Standard Slabs-on-Grade</b>							
	A4011	Slab On Grade		6" concrete slab on grade					
	<b>B</b>	<b>Shell</b>							
	<b>B10</b>	<b>Superstructure</b>							
	<b>B1010</b>	<b>Floor Construction</b>							
	B1012	Floor Decks, Slabs, & Toppings		6" concrete slab on grade					
	<b>B1020</b>	<b>Roof Construction</b>							
	B1021	Roof Structural Frame		Steel moment frame at App Bay as part of retrofit					
	B1022	Roof Decks, Slabs, & Sheathing		1x8 T&G spanning to purlins supported on built up wood trusses					
	B1025	Roof Construction Supplementary Components (fascia and flashing)		Mtl. Flashing needed at roof valley intersections, see B3010 section for addtl. Info.					
	<b>B1080</b>	<b>Stairs and Ladders</b>							
	B1088	Ladders	Hose-drying tower	Ladder appears to be compliant					
	<b>B20</b>	<b>Exterior Vertical Enclosures</b>							
	<b>B2010</b>	<b>Exterior Walls</b>							
	B2011	Exterior Wall Structure		Wood stud walls, cement plaster and some walls with added structural sheathing done as part of retrofit; exterior cement plaster does not have required code separation from grade					
	B2012	Exterior Wall Veneer		Cement plaster, no separation from grade, needs patch and paint Crack repaired near back stair from restroom leak, still soft; repair of sink not confirmed					
	B2016	Equipment Screens		CMU wall screen at diesel tank, needs paint; chain link fence cage at emergency generator, some organic growth on slats					
	<b>B2020</b>	<b>Exterior Windows</b>							
	B2021	Exterior Windows		Windows new in 2021					

			Officers' Rm 1 and Dorms 11,12, 13	Window sill height 45" and 45 1/2" which is >44"; non conforming per exiting requirements					
B2021.01	Exterior Windows at Sleeping Rooms Emergency Exit								
<b>B2050</b>	<b>Exterior Doors</b>								
B2051	Exterior Doors		Front door	Mtl. Door/frame w/ lever hardware					
B2052	Exterior Doors		Side door at parking lot	Wd. Door/frame w/ lever hardware, needs paint, no landing					
B2053	Exterior Doors		Rear door	Wd. panel door repaired w/ sealant, knob hardware, needs replacement					
B2054	Exterior Doors		Side door at sidewalk	Wd. Door/frame w/ knob, screen door broken handle					
B2057	Exterior Overhead Doors			Two roll-up overhead doors into app bay					
<b>B2070</b>	<b>Exterior Louvers &amp; Vents</b>								
B2071	Exterior Louvers & Vents			Soffit vents approx. 15-feet on center					
<b>B30</b>	<b>Exterior Horizontal Enclosures</b>								
<b>B3010</b>	<b>Roofing</b>								
B3011	Steep Slope Roofing		Main roof	Main roof is 5:12 asphalt shingle good condition, some organic growth north side; Mtl. Flashing needed at valley intersections					
B3015	Low-Slope Roofing		Rear of bldg. south at each corner	Low slope roof is rolled asphalt, cracked and needs replacement					
B3018	Insulation at Roof		App Bay and above clg. on north and south wings	No insulation at roof envelope observed					
<b>B3020</b>	<b>Roof Appurtenances</b>								
B3027	Gutters & Downspouts			Alum. gutters, downspouts in good condition, need to be cleaned out; downspout termination is blocked in some cases					
<b>B3060</b>	<b>Horizontal Openings</b>								
B3065	Vents & Hatches		Interior ceiling one in closet one in hall	Interior ceiling hatches need paint					
<b>B3080</b>	<b>Overhead Exterior Enclosures</b>								
B3082	Exterior Soffits		All	Wood w/ peeling paint					
<b>C</b>	<b>Interiors</b>								
<b>C10</b>	<b>Interior Construction</b>								





	<b>C1020</b>	<b>Interior Windows</b>						
	C1021	Interior Windows	Dining 2	Non rated window between dining room and App Bay 8 - non conforming				
	<b>C1030</b>	<b>Interior Doors</b>		See Summary page for fire rating and Accessibility page for comments				
	C1031	Interior Doors	Door 14	Wood door is damaged at latch				
	<b>C1040</b>	<b>Interior Grilles &amp; Gates</b>						
	<b>C1070</b>	<b>Suspended Ceiling Construction</b>						
	C1072	Plaster & Gypsum Board Ceilings	Hall 10	Plaster is bubbled and cracked - repair				
	<b>C1090</b>	<b>Interior Specialties</b>						
	C1096	Toilet, Bath, & Laundry Accessories		See Accessibility page				
	C1096.01	Toilet Partition condition	Toilet Rm 9	Very rusty toilet partitions				
	C1097	Storage Specialties	Kitchen 3	Existing kitchen storage under counter is open shelving, hard to keep clean/sanitary without doors				
	<b>C20</b>	<b>Interior Finishes</b>						
	<b>C2010</b>	<b>Wall Finishes</b>						
	C2011	Tile Wall Finish	Toilet Rm 9	Damaged wall tile, base and wall board behind custodial sink				
	C2015	Stone Facing		Paint is damaged, repainting required				
	C2017	Wall Painting & Coating	All	Interiors have old damaged paint, should be repainted (1)				
	<b>C2020</b>	<b>Interior Fabrications</b>						
	<b>C2030</b>	<b>Flooring</b>						
	C2031	Tile Flooring	Toilet Rm 9	Tile is in good shape				
	C2032	Masonry Flooring	Laundry 6	Painted concrete floor paint is worn, needs repainting				
	C2034	Resilient Flooring	Kitchen 3	Resilient tile flooring damaged - replace				
		Resilient Flooring	Hall 10	Resilient tile flooring damaged - replace				
	C2040	Resilient Floor Base	Office 4	No floor base installed				
	<b>C2050</b>	<b>Ceiling Finishes</b>						
	C2051	Plaster & Gypsum Board Finish	Hall 10	Plaster is bubbled and cracked - repair				
	C2057	Ceiling Painting & Coating	all	Interiors have old damaged paint, should be repainted (1)				
	C2059	Attic Space Condition (insulated envelope)	all	See roofing item above				
	<b>D</b>	<b>Services</b>						
	<b>D20</b>	<b>Plumbing</b>						
	<b>D2010</b>	<b>Domestic Water Distribution</b>						
	D2012	Domestic Water Heater and/or boilers		Manufactured in 2019. In good condition.				
	D2014	Domestic Water Piping		Hot water piping is not insulated for large sections.				



	D2016	Plumbing Fixtures	Kitchen 3 and other	One compartment sink in Kitchen 3; Older 1.6GPF water closets. Lavatories have controls that requiring grasping and twisting, not ADA compliant.					
	<b>D2020</b>	<b>Sanitary Drainage</b>							
	D2023	Sanitary Sewer Piping		No reports from staff that there are issues					
	<b>D2030</b>	<b>Building Support Plumbing Systems</b>							
	D2032	Stormwater Drainage Piping		Rain water leaders from roof to runoff					
	D2033	Stormwater Drains		Steel trench drain at grade in front of OH door in good condition					
	<b>D30</b>	<b>Heating, Ventilation, &amp; Air Conditioning (HVAC)</b>							
	<b>D3010</b>	<b>Facility Fuel Systems</b>							
	D3011	Fuel Piping							
	D3013	Fuel Pumps							
	D3015	Fuel Storage Tanks		Diesel tank outer conc. shell has cracks, needs patch and paint					
	<b>D3020</b>	<b>Heating Systems</b>							
	D3021	Heat Generation		Central Furnace mounted high in app bay provides heating to both sides of the FH. One year old. Great condition					
	D3023	Thermal Heat Storage							
	D3025	Decentralized Heating Equipment		A few electric heaters were found throughout the property. Most were not plugged in.					
	D3027	Heating System Supplementary Components		Unit heater is located in app bay					
	D3029	Electric Heating System							
	<b>D3030</b>	<b>Cooling Systems</b>							
	D3031	Central Cooling		Outdoor 5-Ton Condensing unit connected to central furnace. One year old					
	D3037	Decentralized Cooling		A few move n cools located throughout building. Does not appear that they are in use. Workout studio has a move n cool that is in use					
	<b>D3060</b>	<b>Ventilation</b>							
	D3061	Supply Air & Grilles		Located throughout FH. Typical 12"x6" residential type grilles					
	D3062	Return Air & Grilles		Located throughout FH. Typical 12"x6" residential type grilles					
	D3063	Exhaust Air & Grilles		Located in restrooms and kitchen					
	D3064	Outside Air		Operable windows					
	<b>D40</b>	<b>Fire Protection</b>							



	<b>D4010</b>	<b>Fire Suppression</b>							
	D4011	Fire Sprinklers		No fire sprinkler system					
	<b>D4030</b>	<b>Fire Suppression Specialties</b>							
	D4031	Fire Extinguisher Cabinets							
	D4033	Fire Extinguishers							
	D4035	Commercial Kitchen Fire Suppression Systems							
	<b>D50</b>	<b>Electrical</b>							
	<b>D5010</b>	<b>Facility Power Generation</b>							
	D5011	Emergency Generator for Standby Power		Kohler emergency generator with transfer switch located inside fence enclosure					
	D5012	Battery Equipment							
	D5014	UPS System							
	D5017	Transfer Switches							
	<b>D5020</b>	<b>Electrical Service &amp; Distribution</b>							
	D5021	Electrical Service		150A 120/240 single phase service. Service installed in 1997. Good condition					
	D5022	Electrical Panels		Two zinsco panels located in App Bay. Should be replaced and relocated to somewhere outside the app bay					
	D5023	Power Distribution		Exposed conduit throughout app bay					
	D5031	Branch Wiring System		Appears to be in good condition					
	<b>D5040</b>	<b>Lighting</b>							
	D5041	Lighting Controls	Dorms 11,12,13 and other	Light switches in Dorms 11, 12, 13 are controlled outside of the rooms in oddly configured circuiting; wall switches are used, no occupancy sensors					
	D5042	Branch Wiring for Lighting		Within conduit and in fair condition					
	G4051	Area Lighting	Rear parking lot	LED post-mounted exterior led floodlight					
	D5046	Lighting Fixtures Interior (working condition y/n)	App Bay 8	(3) light fixtures are missing protective cage; Overall mixture of T8 4', 8', compact fluorescent, surface mounted fixtures throughout. Due for LED upgrade					
	D5047	Illuminated Exit Signage	All	None provided					
	D5048	Exit Emergency Lighting							
	<b>D60</b>	<b>Communications</b>							
	<b>D6010</b>	<b>Data Communications</b>							
	D6011	Data Communications Network Equipment		In Fair condition. Located in Comm room that is connected to dining room.					
	<b>D6020</b>	<b>Voice Communications</b>							
	D6021	Voice Communications Switch & Routing Equip.		Located in closet through captain's quarters.					

D6022	Voice Communications Terminal Equipment		Located in closet through captain's quarters.					
<b>D70</b>	<b>Electronic Safety &amp; Security</b>							
<b>D7010</b>	<b>Access Control &amp; Intrusion Detection</b>							
D7011	Access Control		Card reader at pedestrian door					
<b>D7050</b>	<b>Detection &amp; Alarm</b>							
D7051	Fire Detection & Alarm		Local 120V devices in dorm rooms					
D7053	Line Voltage Smoke Alarm							
D7053	Outdoor Warning Siren	Pole-mounted rear parking lot	Operation not verified					
<b>E</b>	<b>Equipment &amp; Furnishings</b>							
<b>E10</b>	<b>Equipment</b>							
<b>E1030</b>	<b>Equipment</b>							
E1033	Laundry & Dry Cleaning Equipment		Washer and dryer - residential grade					
E1037	Office Equipment		Not reviewed					
E1038	Foodservice Equipment		Not reviewed					
E1061	Residential Appliances		Dishwasher and refridgerators are residential grade					
E1067	Residential Ceiling Fans		Yes, provided in dorms					
<b>E20</b>	<b>Furnishings</b>							
<b>E2010</b>	<b>Fixed Furnishings</b>							
E2012	Window Treatments		Existing louvered shades					
E2013	Casework		At kitchen only					
<b>G</b>	<b>Sitework</b>							
<b>G20</b>	<b>Site Improvements</b>							
<b>G2020</b>	<b>Parking Lots</b>							
G2021	Parking Lot Pavement	Lot at west and south of building	Asphalt with many patches and cracks, needs replacement, no striping					
<b>G2030</b>	<b>Pedestrian Plazas &amp; Walkways</b>							
G2033	Exterior Steps & Ramps	Exterior into rear SE corner of App Bay	Non-compliant handrails and guard, no landing at exterior door; no striping at treads; door does not appear to be in use					
G2034	Exterior Steps & Ramps	Exterior into rear SW corner of App Bay	Non-compliant handrails and guard, no striping at treads, no landing at exterior door					
G2035	Exterior Steps & Ramps	East side of building from Dining Room	Non-compliant handrails and guard, no striping at treads, no landing at exterior door					
<b>G2060</b>	<b>Site Development</b>							



	G2062	Site Furnishings	South of main building at rear lot	Shipping container onsite for storage; small outbuilding used for fitness room; Mop and tool hangers on outbuilding north side						
	G2063	Exterior Signage		No accessible signage; wayfinding signage including FS 25 and front door; Safe Surrender						
	G2063	Flagpoles	Exterior north side of property	Good condition						
	G2066	Retaining Walls	Around base of diesel tank	Small stone wall, gravel spilling onto sidewalk						
	<b>G2080</b>	<b>Landscaping</b>								



SPACE	ITEM	OPERATIONAL REVIEW	MODIFICATION	PRIORITY	PHOTO
Public Space	Lobby	This station does not have a lobby space. The public is greeted at a apparatus bay door.	Add public lobby.	High	 <p>Door to Apparatus bay</p>
	Space for Well Checks	There is not an appropriate space for well checks.	Add public lobby with space for well checks	Medium - Recommended if station is renovated	
	Accessible Public Restroom	No dedicated public restroom	There is an accessible restroom off of the apparatus bay that can meet the requirement for accessibility. However, there is no accessible route to the station. If that station is renovated, we recommend creating a dedicated accessible restroom as a part of a new lobby.	Required if renovated	 <p>Restroom entrance from Captain's Office</p>



SPACE	ITEM	OPERATIONAL REVIEW	MODIFICATION	PRIORITY	PHOTO
Apparatus Bays	Apparatus Bay Door Operation/condition.	Fair Condition, newly replaced. However, door opening is too narrow for newer apparatus.	Remove center support and install door that extends across the full opening.	Required if renovated	 <p>View of doors from the apparatus bay</p>
	Floor Drains in Bay	No	Continue to use drain pans.	N/A	
	Vehicle Tailpipe Extraction System	Non-Operational, Currently the Department uses WARDS No Smoke for exhaust control.	Remove obsolete system	Low	 <p>Tail-pipe System to be removed</p>
	Hand washing/medical clean-up in bay	There is not a dedicate clean up sink.	Add medical clean up sink if renovated	Recommended if station is renovated	



SPACE	ITEM	OPERATIONAL REVIEW	MODIFICATION	PRIORITY	PHOTO
	Shore power and Compressed Air	Shore power at engine bay and portable compressed air systems are adequate.	N/A	N/A	
	Alerting System Status/Acoustics	New head end equipment has been provided.	Replace obsolete speaking system with upgraded speakers and notification devises.	Medium - Recommended if station is renovated	 <p>Alerting System</p>
Apparatus Support	Dedicated Turn out Storage Room with two lockers for assigned fire fighter	Turnouts stored in bay	Add on to the fire station to provide this necessary dedicate storage.	High	 <p>Existing turn out storage</p>







SPACE	ITEM	OPERATIONAL REVIEW	MODIFICATION	PRIORITY	PHOTO
	Extractor and Dryer for apparatus and hose	Station only has residential units	Expand station to add a room for dedicated turnout storage and washer extractor/equipment dryer.	High	 <p>Existing laundry room</p>
	Medical Supply Storage	Medical supply storage location was not identified	N/A		
	Workshop	Workshop area in apparatus bay	Shop work area used for multiple functions. Modification of the obsolete hose tower is recommended for a more efficient layout.		



SPACE	ITEM	OPERATIONAL REVIEW	MODIFICATION	PRIORITY	PHOTO
	Hose Storage and Drying Tower	No backup hose storage at this location	Re-purpose tower area for an expansion of the shop and added storage.	Medium - Recommended if station is renovated	 Tower at floor level
	Dedicated janitors room	There is a janitors space in the fire fighter restroom.	This space is adequate for the use, however, if the station was renovated this would be moved to the laundry room and a second janitors space would be added for just the apparatus bay and support areas.	Medium - Recommended if station is renovated	 Janitor Room in restroom



SPACE	ITEM	OPERATIONAL REVIEW	MODIFICATION	PRIORITY	PHOTO
	Dedicated Fitness Room	A shed at the rear of the property has been converted to a fitness room.	The shed lacks sufficient space for required equipment and the construction is sub-standard. Recommend that a fitness space is added to the fire station if renovated.	Medium - Recommended if station is renovated	 <p>Fitness Equipment in Shed</p>
Office Space	Dedicate Watch Office with at least two work stations	A former bunk room has been converted to an office for use by the station crew. It also provides space for a refrigerator and medical supply storage.	A watch office is typically off of a secure lobby. We recommend adding a lobby and converting the Captains office/bedroom to a functional office area for all fire fighters to use.	Medium - Recommended if station is renovated	 <p>Office space with other storage</p>

SPACE	ITEM	OPERATIONAL REVIEW	MODIFICATION	PRIORITY	PHOTO
	Dedicated Comm. Room with air-conditioning	Comm equipment is in a closet off the Captains room and is not conditioned.	Create dedicated Comm Room. with space for rack mounting of equipment and a dedicated conditioning system.	Medium - Recommended if station is renovated	 Data closet off Captains Office/bedroom
	Public Meeting room	Not required at this location	N/A		
Kitchen	Casework Condition	Currently being refurbished by the Fire Fighters assigned to this station.	N/A		 Kitchen
	Stainless Steel Counters	Counters are not stainless but are new and appropriate for the use.	N/A		
	Adequate shift storage and house storage	Adequate Storage for dry goods	N/A		



SPACE	ITEM	OPERATIONAL REVIEW	MODIFICATION	PRIORITY	PHOTO
	Three refrigerators	The kitchen has a single refrigerator and a second is located in the former bunk room.	Expand kitchen area to accommodate all food storage systems.	Medium - Recommended if station is renovated	 Refrigerator in kitchen
	Accessible work area and sink	No accessible work area or sinks	Address in Kitchen expansion	Required if renovated	
	Range Ventilation Status	Good Condition	N/A		
Dining Room	Sized to accommodate shift change meeting	The dining room is also the day room and provides space for a computer work station. It is adequately size for the intended use as a dining room only.	Recommend relocating the dayroom function out of the dining room through a station expansion.	Medium - Recommended if station is renovated	 Dining Area



SPACE	ITEM	OPERATIONAL REVIEW	MODIFICATION	PRIORITY	PHOTO
Dayroom	Sized to accommodate on duty shift	There is not a dedicated dayroom in this station.	Recommend adding a day room.	Medium - Recommended if station is renovated	 <p>Recliners in Dining Room</p>
Laundry room	Washer dryer	A mechanical room was converted to a laundry room.	Renovate space to add casework for storage. Enclose water heater.	Medium - Address with Station Renovation	 <p>Extractor/Washer/Dry and TO drying racks</p>
	mop sink for house	Located in bathroom	Add mop sink to laundry room.		
	adequate storage	No	Replace lockers with casework and folding counters/supply storage shelving.		


SPACE	ITEM	OPERATIONAL REVIEW	MODIFICATION	PRIORITY	PHOTO
Sleeping	Privatized Living Quarters	The station has been renovated to provide private sleeping quarters.	The size of the rooms are generous.	N/A	 <p>Typical Sleeping Room open to hallway</p>
	Emergency egress from sleeping room windows	The windows in the sleeping rooms appear to provide egress	N/A	N/A	 <p>Sleeping Room with egress windows</p>

SPACE	ITEM	OPERATIONAL REVIEW	MODIFICATION	PRIORITY	PHOTO
Dressing	Locker placement to accommodate dynamic staffing models	The living quarters wing of the facility has been modified to provide private sleeping rooms and a gender neutral personnel locker area.	N/A		 <p>Personnel Lockers</p>
	Gender neutral Restrooms with showers	Accommodations have been made for a gender neutral shower and dressing area. It was design as an accessible space when constructed.	Relocate if the station is renovated to be grouped with the other all gender restrooms. Reduce in size and relocate lockers.	Medium - Address with Station Renovation	 <p>Private Restroom</p>



SPACE	ITEM	OPERATIONAL REVIEW	MODIFICATION	PRIORITY	PHOTO
Restrooms/Showers	Adequate number of restrooms for staffing (.75 per staff Member)	The number of fixtures exceeds the number normally associated with this level of staffing. There is a group bathroom.	Renovate restroom space to provide private all gender facilities.	Medium - Address with Station Renovation	 <p>Partial restroom view. Shower behind view.</p>
	Accessible Staff Shower and restroom	An accessible, all gender restroom have been added to the station.	N/A	N/A	 <p>Firefighter restroom</p>

SPACE	ITEM	OPERATIONAL REVIEW	MODIFICATION	PRIORITY	PHOTO
General Storage	Storage for Special Duty operations (USAR, ETC.)	Not required at this location.	N/A		
Site Security	Site perimeter secured.	The site is not secured.	Fence site.	Medium - Address with Station Renovation	 View of rear yard property line.
Fire Alert	Fire Station Dispatch Alert System Status	New System at this location	N/A		
	Gas Shut off at Stove	Yes			
	Gas shut off at BBQ	No			
Site	Exterior paved surfaces: aprons, parking lot, driveway	All surfaces are worn and are recommended to be replaced	Replace paving if facility is renovated.	Medium - Address with Station Renovation	 Front Apron

SPACE	ITEM	OPERATIONAL REVIEW	MODIFICATION	PRIORITY	PHOTO
	Operation of fuel pumps , fuel pump hoses, and nozzles	Fueling systems are operational	Would recommend relocating these systems to the rear of the station site.		 <p data-bbox="1551 704 1940 727">Existing fueling system with generator behind.</p>
	Inspection of above ground tanks by Environmental Services	Unknown	N/A		
	Adequate parking for shift change	Adequate parking for on duty staff, street used for shift change	N/A		
	Increased site storm water containment requirements to meet Water Quality Act Requirements and allow apparatus washing.	Would be included in a paving replacement project.	Add to paving scope of work if facility is renovated.		