

2004 APR 16 PM 1:30

**CITY OF OAKLAND
COUNCIL AGENDA REPORT**

TO: Office of the City Manager
ATTN: Deborah Edgerly
FROM: Community and Economic Development Agency
DATE: April 27, 2004

RE: **A REPORT AND A RESOLUTION 1) AUTHORIZING THE CITY MANAGER TO PREPARE AND SUBMIT THE CONSOLIDATED PLAN ANNUAL ACTION PLAN FOR HOUSING AND COMMUNITY DEVELOPMENT FOR FISCAL YEAR 2004-05 TO THE U.S. DEPARTMENT OF HOUSING AND URBAN DEVELOPMENT, 2) ACCEPTING AND APPROPRIATING FUNDS TOTTALLING \$17,641,406 FOR THE COMMUNITY DEVELOPMENT BLOCK GRANT, HOME INVESTMENT PARTNERSHIP, EMERGENCY SHELTER GRANT AND HOUSING OPPORTUNITIES FOR PERSONS WITH AIDS PROGRAMS, AND 3) AUTHORIZING THE CITY MANAGER TO NEGOTIATE AND EXECUTE AGREEMENTS WITH CONTRACTORS AND SUBRECIPIENTS FOR FISCAL YEAR 2004-05 FOR THE COMMUNITY DEVELOPMENT BLOCK GRANT AND HOUSING OPPORTUNITIES FOR PERSONS WITH AIDS PROGRAMS; AND A RESOLUTION TO AMEND RESOLUTION 76276 C.M.S. TO CHANGE THE NUMBER OF PROPOSALS EACH COMMUNITY DEVELOPMENT DISTRICT BOARD CAN RECOMMEND FOR FUNDING TO THE CITY COUNCIL.**

SUMMARY

A resolution has been prepared for City Council to adopt the Consolidated Plan for Housing and Community Development Annual Action Plan for fiscal year 2004-05. The full draft Action Plan has been published and distributed as a separate document that is available in hard copy from CEDA, the City Clerk and at the Public Library, and also is on the City's web site at www.oaklandnet.com/government/hcd. The resolution also authorizes the City Manager to submit the plan to the U.S. Department of Housing and Urban Development (HUD), and to accept and appropriate a total of \$17,641,406 in federal grant funds and reappropriate \$1,800,000 anticipated program income for FY 2004-05 for the following four formula grant programs:

- Community Development Block Grant (CDBG)
- HOME Investment Partnership (HOME)/American Dream Downpayment Initiative
- Housing Opportunities for Persons with AIDS (HOPWA), and
- Emergency Shelter Grant (ESG).

14.1
ORA/COUNCIL

MAY 18 2004

~~COMMUNITY & ECONOMIC
DEVELOPMENT CMTE~~

~~MAY 11 2004~~

~~Item # 4
CEA Committee
April 27, 2004~~

The resolution also authorizes the City Manager to enter into contracts with CDBG and HOPWA subrecipients.

A second resolution amends the number of proposals each Community Development District Board may recommend for funding each year to City Council.

FISCAL IMPACT

The first resolution accepts the following funds for the FY 2004-05 budget from the four federal grants and from program income (loan repayments) to be earned during the fiscal year. Specific projects have been recommended for funding from the four grants and are included in the Action Plan. There is no impact on other City funds.

<u>Grant Program</u>	<u>Anticipated Program Income</u>	<u>Grant Amount to Accept</u>	<u>Amount to Allocate with adoption of FY2004-05 Mid-cycle Budget</u>
CDBG	\$1,800,000	\$9,961,000	
Housing			5,201,583
Economic Development			2,834,726
Public Services and Infrastructure/Neighborhood Improvements			2,230,541
Administration			1,494,150
HOME		4,866,500	4,866,500
American Dream Downpayment Initiative (ADDI)		\$438,234	\$438,234
HOPWA		2,006,000	2,006,000
ESG		369,672	369,672
TOTAL	\$1,800,000	\$17,641,406	\$19,441,406

The allocations that were included in the original FY 2003-05 Policy Budget that was approved in June 2003 contained estimated grant amounts. Since then, actual grant amounts have been announced by HUD, with slight reductions in the CDBG, HOME and HOPWA allocation, an increase in the ESG allocation, and the new ADDI program. The mid-cycle budget adjustments for FY 2004-05 will reflect the corrected amounts.

BACKGROUND

The United States Department of Housing and Urban Development (HUD) allocates federal funds to eligible localities for housing and community development activities. These funds are from HUD's Community Planning and Development (CPD) formula grant programs – CDBG, HOME, ESG and HOPWA. Federal regulations require jurisdictions participating in these programs to prepare a five-year Consolidated Plan to assess affordable housing and community development needs. The City submitted its second five-year Consolidated Plan on June 30, 2000. This Consolidated Annual Action Plan describes the actions that will be undertaken in FY 2004-05, to address the housing and community development priorities that were identified in the Five-Year Strategy for July 1, 2000 – June 30, 2005.

CDBG Process

The recommendations for the CDBG program continue to be a result of input from the Community Development (CD) District Boards, the Citizen Advisory Committee (CAC) and the City Manager. City Council members continue their participation in the deliberations in a variety of ways and there continues to be participation of residents.

In August 2003, a Request for Proposals (RFP) was issued for eligible economic development, neighborhood improvements/public services and housing activities. City Council members convened elections for CDBG District Boards and appointed 17 members to the CAC made up of representatives from the CDBG eligible communities.

The City Manager held a Town Hall Meeting on November 14, 2003, to discuss the consultant's evaluation of Community Development Block Grant (CDBG) FY 2002-03 projects and to obtain additional citizen comments and recommendations.

Based upon the continued needs of the community, the City Manager recommended to the City Council the percentage allocation for housing, economic development and neighborhood improvement/public service activities. On December 3, 2003, the City Council adopted an allocation of CDBG funds to provide specific percentages to each of four broad categories of uses.

City Council Approved Allocations of CDBG Funds by Use

Program Area	Grant Funds		Program Income	
	Percent	Amount	Percent	Amount
Housing Programs	38%	\$3,761,583	80%	\$1,440,000
Economic Development	25%	2,474,726	20%	\$360,000
Public Service/Infrastructure	22%	2,23,541		
Administration	15%	1,494,150		
Total	100%	\$9,961,000		\$1,800,000

Item ~~4~~
CED Committee
April 27, 2004

When City Council approved the CDBG funding allocations in December 2003, HUD had not given the City of Oakland formal notice of the CDBG allocation for FY 2004-05, so the allocation for FY 2003-04 was used as the projected amount. The City of Oakland has received formal notification of the CDBG allocation for FY 2004-05 and there is a reduction of \$145,000 or 1.4%. The numbers above reflect the 1.4% reduction in each program area.

Beginning in November, the District Boards reviewed proposals received for CDBG funding in response to the annual Invitation to Submit Proposals, and advised the Citizen Advisory Committee representatives on their recommendations. The Citizen Advisory Committee recommended to the City Manager those proposals that should be funded. The City Manager's final recommendations to the City Council are discussed below in the Recommendations section of this report.

During the review of proposals, the Community Development District Boards held a number of evening meetings to accommodate citizen review and recommendations for FY 2004-05 CDBG funding. Each district board reviewed the proposals, the results of the evaluation conducted by Gibson and Associates, and heard presentations from persons requesting funds to formulate its recommendations.

The CAC held four (4) meetings this year as part of their review process. The first was a training and orientation session with a presentation of the consultant's evaluation. The second was a hearing of the Housing and Economic Development proposals. The CAC decided not to hold a meeting to hear the Neighborhood Improvement/Infrastructure and Public Service proposals. The third and fourth meetings were to formulate and ratify their recommendations for FY 2004-05 CDBG funding.

CAC Recommendations

The CAC's recommendations for FY 2004-05 CDBG funding were formulated after receiving the recommendations from the CD District Boards, consideration of the presentations made by each organization that requested funds in response to the Request for Proposals (RFP), a review of the evaluation of projects conducted by Gibson and Associates. The CAC wishes it to be noted that:

1. The CAC accepted/approved the recommendations of the local boards with regard to 29 single district programs or services in the Neighborhood Improvements/Public Services category. Some groups provide services in only one district while others operate over several districts or citywide. The districts made funding recommendations for four (4) programs providing economic development services. Several City Social Services received funding recommendations.
2. The CAC accepted/approved, the recommendations of the local boards with regard to the majority of Citywide programs or services (about 37 proposals – mainly economic development and housing). These recommendations allocated about \$717,757 from City-operated housing and economic development programs to community based nonprofits

that provide services in the areas of fair housing, housing service and economic development assistance, in addition to the \$840,868 recommended by City staff.

3. After careful consideration of the current CDBG Public Participation process, the CAC made the following recommendations to improve the process:

- CDBG staff should work with CD District Boards to ensure submission of all required recommendations per timeline.
- CDBG staff should schedule an additional meeting for the CAC to discuss the process for making funding recommendations.
- CDBG staff should communicate to applicants for funding from the Housing and Economic Development allocation the need to do a presentation before all seven CD District Boards. In addition, CDBG staff should inform all applicants that they will not be considered for funding if a presentation is not done before the district(s) they are applying to for funding.
- CDBG staff should change the number of copies of proposals distributed to CD District Boards for the review process.
- CDBG staff should provide electronic storage for each district so that members of the boards can view/print documents eliminating the need to produce and distribute hard copies.
- CDBG staff should increase the number of proposals that each CD District Board can recommend for funding.
- CDBG staff should stagger the terms for the CD District Board members.

CDBG staff will review all the above recommendations from the CAC to determine if they are feasible and report back at a future date.

At this time, however, staff is recommending to amend Resolution No. 76276 C.M.S. that states each CD District Board may recommend no more than eight proposals for funding each year to the City Council. Staff recommends using a sliding scale based upon each District's funding allocation to determine the number of proposals each District recommends for funding to the City Council. The sliding scale is as follows:

District Funding Allocation	Number of Proposals
\$100,000 to \$250,000	no more than eight (8) proposals
\$250,000 to \$350,000	no more than ten (10) proposals
\$350,000 to \$450,000	no more than twelve (12) proposals

Staff also recommends that each CD District may not recommend funding less than \$15,000 to a project unless the amount of the applicant's request is less than \$15,000. The basis for this recommendation is that it is not cost effective to develop and implement a contract that is less than \$15,000.

City Manager's Recommendations for CDBG Funds

The City received applications for more than 47 different programs (some of which entailed multiple applications for multi-district funding) for a total of more than \$7,675,507 in CDBG funds for Public Services and Neighborhood Improvements. This is three times the \$2,263,010 that was allocated to these areas by the City Council. The District Councils and the CAC were charged with selecting from among these applications to allocate limited funds among competing priorities. Attachment A contains a matrix listing all projects that applied for funding in FY 2004-05, including the amount requested, FY 2003-04 awards and FY 2004-05 recommendations by the Community Development Districts, the Citizen Advisory Committee (CAC) and the City Manager.

Public Services/Neighborhood Improvement Programs

The City Manager recommended funding the Public Services and Infrastructure/Neighborhood Improvement Programs at the amounts recommended by the CAC and the District Boards.

Housing Programs

The City Manager's recommendations for Housing Programs differ from those of the CAC. The CAC did not recommend allocation of any District funds toward Housing Programs. Instead, it recommended reducing the allocations to City-operated programs by \$391,101 and allocating those funds to community-based nonprofits to carry out housing activities. Reducing such funding would impact programs that improve homes occupied by seniors and low income families. Significant staff reductions for operating these programs were a part of the FY 2003-05 City budget. This further reduction would result in either eliminating the Emergency Home Repair Program or two (2) FTE's with associated service reduction in Housing Loan Programs.

The Gibson report recommended changes to the provision of housing services to renters. In response, staff initially allocated \$400,000 to cover a range of housing related services. While there is a consortium of service providers proposing to work as a collaborative, the approach to provide the services and work as a collaborative needs further development. Therefore, staff recommends (a) that the agencies continue to receive \$390,072, their current level of funding (less the 1.4% reduction), with some reallocation since one of last year's recipients did not apply, rather than the CAC recommended funding level, and (b) that further work be done on the development of a true collaborative.

Economic Development Programs

The City Manager's recommendations for Economic Development Programs differ from those of the CAC. The CAC recommended that funding for ongoing City Economic Development activities be reduced by \$326,656 to provide grants to four community based organizations; Spanish Speaking Unity Council, OCCUR, Southeast Asian Community Center and Women's Initiative for Self Employment to operate economic development programs. These programs are recommended for funding from the District funding allocations, rather than funding from the

Item: 4
CED Committee
April 27, 2004

economic development allocation. Awarding additional funding from the economic development allocation would reduce the level of economic development services provided by the City. (See Attachment A for information that is more detailed)

The CAC recommended the amount of \$11,761,000 for FY 2004-05 CDBG funding. The City Manager also recommended \$11,761,000 FY 2004-05 CDBG funding. The recommendations and final amounts are detailed on an attached chart (see Attachment B). Table 3 of the Annual Action Plan includes more detailed project information on each of these projects.

A list of all projects proposed to be funded from CDBG and HOPWA funds is also attached to this report. It corresponds to attachments to the resolution that list the projects that require agreements with third-party contractors and subrecipients and authorizes specific contract and contract amounts (see Attachment C).

HUD-Required Citizen Participation Process for Consolidated Plan

In addition to the City's process described above for developing CDBG allocations, HUD regulations require that at least two public hearings be held during each Consolidated Plan program year cycle. The public hearings must include an assessment of housing and community development needs, a review of past program performance, and review and comment of the proposed Action Plan. At least one of these hearings must be held before the proposed plan is published for comment.

- A public hearing was held at the City Council meeting on December 16, 2003 to review and consider FY 2002-03 performance, to assess community needs, and to discuss allocation of funds among program areas and recommend priorities for program funding.
- A Public Hearing will be held Tuesday, May 18, 2004 in the City Council Chambers. A notice was published in the Oakland Tribune, Post and El Mundo newspapers April 17 and 18, 2004 announcing the availability of the draft Plan and the date, time and purpose of the Public Hearing.

In addition, as described above, there has been substantial community input into the recommendations regarding the allocation of CDBG funds and the organizations recommended to carry out those activities.

KEY ISSUES AND IMPACTS

Consolidated Plan Priorities and Strategies

The City's Five-Year Consolidated Plan for Housing and Community Development, adopted in June 2000, includes an extensive community profile that describes the City's needs for community and economic development, affordable housing, and housing and services for the homeless. The Plan also includes a set of priorities and strategies for addressing those needs. As adopted by the City Council, the City's priorities are as follows:

Housing

- Preservation and Expansion of the Supply of Affordable Housing
- Assistance to First Time Homebuyers
- Encouragement of Housing Rehabilitation and Neighborhood Improvement
- Provision of Rental Assistance for Extremely Low Income Families
- Prevention and Reduction of Homelessness
- Expansion of Housing Opportunities for Seniors and Persons with Special Needs.

Homelessness

- Provide outreach and information/referrals to both sheltered and unsheltered homeless persons, enabling them to access the full range of services of the Continuum of Care.
- Maintain and expand, where possible, the existing inventory of emergency shelter beds and hotel/motel vouchers, and implement a winter shelter program.
- Maintain and expand, where possible, the current number of transitional housing units.
- Maintain and expand, where possible, the current inventory of permanent supported housing.
- Expand programs aimed at Homeless Prevention.
- Provide housing and supportive services to persons with HIV/AIDS who are homeless or at risk of becoming homeless

Non-Housing Community Development

Economic Development

The City's economic development programs are designed to address community needs that include (1) job opportunities for Oakland's unemployed, underemployed and economically disadvantaged residents, (2) private investment to strengthen the tax base and stimulate commercial activity, and (3) blight and chronic vacancies in the City's twenty-five neighborhoods.

Specific goals include:

- Attract, retain, and expand job opportunities
- Stimulate private investment to foster Oakland's business growth
- Revitalize neighborhood commercial areas
- Link economic development job opportunities with local job training and placement resources for Oakland's low and moderate income residents

- Redevelop Oakland's vacant and underutilized industrial and commercial areas
- Create sustainable development projects.

Public Services and Infrastructure (Neighborhood Improvements)

- Social Services for Seniors, Youth and Childcare
- Hunger Relief
- Domestic Violence
- Employment, Education and Job Training
- Legal Services
- Substance Abuse Intervention and Treatment
- Infrastructure/Neighborhood Improvements
- Other Social Services

Evaluations

The City contracted with the Oakland-based consulting firm of Gibson & Associates to conduct evaluations of 24 programs assisted with CDBG funds in FY 2002-03. These programs had the highest funding levels, histories of unresolved issues or newly funded in 2002-03. Council accepted recommendations made in the evaluation report on December 16, 2003. Council also recommended continuing evaluation services to evaluate 18 programs assisted with CDBG funds in FY 2003-04.

PROGRAM DESCRIPTION

Description and Summary of Proposed Annual Action Plan

Staff has prepared a draft Annual Action Plan, now under consideration, which addresses the use of Federal grant funds for the fifth year of the City's second five-year Consolidated Plan. This document contains specific actions and projects for FY 2004-05 designed to:

- Increase and maintain the supply of affordable supportive housing for low-income and special needs populations, including the homeless.
- Create a suitable living environment through neighborhood revitalization and improvements in public facilities and services.
- Expand economic opportunities for lower income households.

The Annual Action Plan describes actions to be undertaken to address the housing and community development priorities identified in the five-year Strategy. These include housing activities to address the provision of affordable housing to low income families, rehabilitation of the existing housing stock, emergency shelter and transitional housing needs of homeless persons and activities that will be undertaken to prevent homelessness. Non-housing community

development includes economic development and public services/infrastructure (neighborhood improvements).

The City will receive the following Federal grant awards for FY 2004-05:

Community Development Block Grant	\$9,961,000
HOME	4,866,500
American Dream Downpayment Initiative	\$438,234
Emergency Shelter Grant	369,672
<u>HOPWA</u>	<u>2,006,000</u>
TOTAL	\$17,641,406

An additional \$1,800,000 in program income will be received from housing loan repayments and loan fees, for a total of \$19,441,406 available for allocation.

In accordance with the allocations established by the City Council and consistent with the priorities in the Consolidated Plan and the requirements of the Federal grant programs, these funds will be used to address the following priority needs:

- \$10,506,317 from CDBG and HOME to fund housing activities (includes approximately \$486,650 for HOME program administration, coordination and monitoring).
- \$2,375,672 from HOWPA (\$2,006,000) and ESG (\$369,672) to serve the homeless and persons at risk of homelessness, including persons with HIV/AIDS (includes approximately \$38,609 for administration and monitoring for the HOPWA and EST programs).
- \$2,834,726 from CDBG for economic development activities.
- \$2,230,541 from CDBG for Public Services and Neighborhood Improvements.
- \$1,494,150 from CDBG for program administration, accounting and audit functions, planning, monitoring and evaluation, and citizen participation.

In addition to the funding listed above, the Resources section of the Action Plan describes other Federal and non-Federal resources (State and local funding as well as private resources), that are reasonably expected to be made available or leveraged during the program year. The Action Plan includes both a general description of strategies and planned actions, and detailed information on each activity proposed for funding

New Homeownership Program

Congress has recently authorized a new homeownership program known as the American Dream Downpayment Initiative (ADDI). For FY 2004-05, the City will be receiving an allocation of funds from both the FY 2003 and FY 2004 Federal budgets, for a total of \$438,234.

ADDI funds are governed by many of the same requirements as the HOME program. The maximum amount that can be provided to a first time homebuyer is the greater of \$10,000 or 6 percent of the purchase price of the home. Because these amounts are not sufficient in themselves to provide homeownership opportunities, staff proposes to use these funds to augment the existing Mortgage Assistance Program (MAP), which currently provides loans up to \$50,000. The ADDI funds would be targeted to households with incomes less than 50 percent of median income, who currently are not well served by the MAP program. The additional ADDI funds would be used to provide opportunities to lower income groups, rather than to provide additional funds to those income levels already well-served by the existing homebuyer program.

As required by the statute and regulations, the ADDI program will include coordination with the Oakland Housing Authority (OHA) to promote homeownership opportunities for qualified public housing residents, including using ADDI funds in conjunction with OHA's Section 8 homeownership program. The ADDI program will also include counseling and homebuyer education to ensure that families assisted with these funds are qualified and capable of acquiring and maintaining ownership housing.

Process for Public Review and Comment

Copies of the draft Plan were available beginning Tuesday, April 20, 2004 for a 30-day comment period and have been placed on file at the main branch of the Oakland Public Library and are available from both the Community & Economic Development Agency and the Office of the City Clerk. Notices have been distributed to a variety of nonprofit housing organizations, homeless service providers, public agencies and commissions, and other interested parties.

Written public comments will be accepted by the Community & Economic Development Agency through Friday, May 21, 2004. Staff will then revise the documents consistent with such comments and City Council direction, and will include a summary of all written comments received and a discussion of how such comments were included, or an explanation as to why such comments were not included in the final documents.

SUSTAINABLE OPPORTUNITIES

Economic: Several grants will fund and support organizations that provide economic development, public facilities, infrastructure and social services for low and moderate income communities.

Environment: The CDBG provides funding for services to rehabilitate blighted or substandard housing, remove hazards such as lead-based paint and other health and building safety issues that

help preserve existing City housing stock and improve the environment. The CDBG also provides funding for the Residential Lending Program which administers the housing rehabilitation programs. Staff encourages construction contractors, property owners and housing developers to make substantial use of recycled content building materials, energy-conserving building designs and appliances, and water conserving fixtures and landscaping.

Social Equity: Services provided benefit the neighborhoods, low-moderate community, elderly and disabled and contribute to the safety, security and well-being of homeowners.

DISABILITY AND SENIOR CITIZEN ACCESS

These grants, loans and services have a positive impact on the quality of life for all citizens. Funding is proposed for the Access Improvement and Minor Home Repair programs. These programs provide funds to assist property owners to make modifications that make units accessible to the elderly and persons with disabilities and provide services to very low to low-income senior homeowners to readily address minor home repairs. HOME funds are used to develop affordable housing, including units for seniors and accessible to persons with disabilities. CDBG funds are also used to fund fair housing agencies that assist seniors and persons with disabilities. No other disability or senior access issues have been identified.

RECOMMENDATION AND RATIONALE

The Annual Action Plan includes the City's applications for the four formula grant programs. Specific awards of funds under the HOME program will be made in response to separate Requests for Proposals later in the year, with final approval by the City Council. The Council approved contracts allocating ESG funds for two years in 2002 and this plan confirms those allocations. HOPWA funds are distributed by formula to Alameda County and Contra Costa County, which in turn allocate those funds competitively.

Recommendations for City Council Action

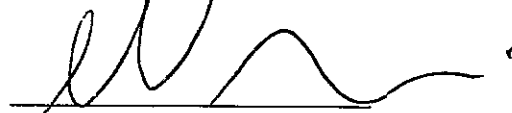
Staff recommends that the City Council:

- Direct staff to receive and review public comments on the draft Annual Action Plan for Fiscal Year 2004-05
- Direct staff to prepare and submit the final plan by May 24, 2004
- Appropriate FY 2004-05 grant receipts for the CDBG, HOME, HOPWA, and ESG programs
- Approve the City Manager's recommendations for CDBG funding
- Authorize the City Manager to enter into contracts with CDBG and HOPWA subrecipients and to prepare and submit to HUD any minor amendments to the Action Plan that are necessary to carry out these programs.
- Amend Resolution No. 76276 C.M.S. to change the number of proposals each CD District Board may recommend for funding each year to the City Council.

ACTION REQUESTED OF THE CITY COUNCIL

The Community and Economic Development Agency requests that the City Council accept the recommendations described in this report and adopt the resolutions.

Respectfully submitted,




DAN VANDERPRIEM
Director of Redevelopment, Economic
Development and Housing

Prepared By:

Roy L. Schweyer, Director
Housing & Community Development Division,
Michele Byrd,
CDBG Program Manager
Jeffrey P. Levin,
Housing Policy and Programs Coordinator


APPROVED & FORWARDED TO THE
COMMUNITY AND ECONOMIC DEVELOPMENT
COMMITTEE


Office of the City Manager

Attachments:

- A: Matrix of all applications received for FY 2004-05 CDBG funding, and District Boards, CAC and City Manager recommendations.
- B: List of activities recommended for funding
- C: List of third-party contracts recommended for approval
- D: Goals for Affordable Housing Activities

14.1
ORA/COUNCIL
MAY 18 2004

Item: 
CED Committee
April 27, 2004

ATTACHMENT A
INPUT SUMMARY WITH FY 03-04 AMOUNTS AWARDED AND FY 04-05 AMOUNTS REQUESTED AND RECOMMENDED

INPUT NO.	SUBMITTED BY	PROGRAM COMPONENT					FY 03-04 AWARDED	FY 04-05 REQUESTED	FY 04-05 RECOMMENDATIONS			COMMENTS
		HOUSING	NEIGHBORHOOD IMPROVEMENTS	ECONOMIC DEVELOPMENT	PUBLIC SERVICES	ADMINISTRATION			7 DISTRICTS	CAC	CITY MANAGER	
1	City of Oakland/CEDA-HCD/Residential Lending Services: Home Maintenance & Improvement Program	X					2,757,014	2,786,800	SEE ATTACHMENT A-1	2,345,367	2,698,746	CAC's reduction would potentially eliminate Home Repair Program and 60 residents would not receive services.
2	City of Oakland/CEDA-HCD/Residential Lending Services: Loan Servicing & Projects Fund Monitoring	X					225,000	225,000	SEE ATTACHMENT A-1	184,050	221,772	
3	City of Oakland/CEDA-HCD/Residential Lending Services: Access Improvement Program	X					217,000	217,000	SEE ATTACHMENT A-1	213,717	213,717	
4	City of Oakland/CEDA-HCD/Residential Lending Services: Emergency Home Repair Program	X					400,000	400,000	SEE ATTACHMENT A-1	393,750	393,750	
5	City of Oakland/CEDA-HCD/Residential Lending Services: Lead-Safe Housing Paint Program	X					225,000	225,000	SEE ATTACHMENT A-1	221,550	221,550	
6	City of Oakland/CEDA-HCD/Residential Lending Services: Minor Home Repair Program	X					250,000	250,000	SEE ATTACHMENT A-1	250,000	250,000	
7	City of Oakland/CEDA-HCD Admin & Support: Vacant Housing Program	X					216,181	225,000	SEE ATTACHMENT A-1	221,550	221,550	
8	City of Oakland/Dept. of Human Services: Winter Relief Program	X					225,000	225,000	SEE ATTACHMENT A-1	225,000	225,000	
9	City of Oakland/Dept. of Human Services: East Oakland Shelter Lease	X					120,000	120,000	SEE ATTACHMENT A-1	120,000	120,000	
10	Rebuilding Together Oakland: Christmas in April	X					50,000	98,000	SEE ATTACHMENT A-1	98,000	49,283	

N = New activities for which funding has not been previously requested or awarded.

P = Activities for which CDBG funds were not awarded in FY 03-04, but in years prior to FY 03-04.

ATTACHMENT A
INPUT SUMMARY WITH FY 03-04 AMOUNTS AWARDED AND FY 04-05 AMOUNTS REQUESTED AND RECOMMENDED

INPUT NO.	SUBMITTED BY	PROGRAM COMPONENT					FY 03-04 AWARDED	FY 04-05 REQUESTED	FY 04-05 RECOMMENDATIONS			COMMENTS
		HOUSING	NEIGHBORHOOD IMPROVEMENTS	ECONOMIC DEVELOPMENT	PUBLIC SERVICES	ADMINISTRATION			7 DISTRICTS	CAC	CITY MANAGER	
11	Community Development Corp. of Oakland: Rehab/Vacant Lot Devel/General Operation Support/Housing Fair	X					80,000	SEE ATTACHMENT A-1	64,000		This is a request for housing development operating cost and the city does not fund operating expenses for housing developers.	
N 12	Alliance for West Oakland Development: Homebuyer Assistance	X					252,155	SEE ATTACHMENT A-1				
N 13	Jubilee Restoration, Inc: Affordable Housing	X					47,800	SEE ATTACHMENT A-1	47,800		This is a request for housing development operating cost and the city does not fund operating expenses for housing developers.	
N 14	GRID Alternatives: Solar Affordable Housing Program	X					90,000	SEE ATTACHMENT A-1	15,000		Working with GRID and Sustainable Development to secure alternative funding to implement program.	
15	Eden Council for Hope and Opportunity: Home Equity Conversion Counseling	X				22,000	25,500	SEE ATTACHMENT A-1	21,250	21,684	Provides a worthwhile service, but can only recommend to continue to funding at the current level.	

N = New activities for which funding has not been previously requested or awarded.
P = Activities for which CDBG funds were not awarded in FY 03-04, but in years prior to FY 03-04.

ATTACHMENT A
INPUT SUMMARY WITH FY 03-04 AMOUNTS AWARDED AND FY 04-05 AMOUNTS REQUESTED AND RECOMMENDED

INPUT NO.	SUBMITTED BY	PROGRAM COMPONENT					FY 03-04			FY 04-05			CITY MANAGER	COMMENTS
		HOUSING	NEIGHBORHOOD IMPROVEMENTS	ECONOMIC DEVELOPMENT	PUBLIC SERVICES	ADMINISTRATION	AWARDED	REQUESTED	7 DISTRICTS	CAC	RECOMMENDATIONS			
16	Eden Council for Hope and Opportunity: Rental Assistance Program	X					87,000	95,000	SEE ATTACHMENT A-1	76,792	85,752		Provides a worthwhile service, but can only recommend to continue to funding at the current level.	
17	Center for Independent Living: Housing Search Counseling & Services	X					99,750	110,000	SEE ATTACHMENT A-1	88,917	98,319		There was an original allocation of \$400,000 to fund a collaboration to provide a range of housing related services. These providers have formed a collaborative, but there is further development needed. Recommend agencies continue to receive their current level of funding with some reallocation since one of last years recipients didn't apply and further work on the development of a true collaborative.	
18	Sentinel Fair Housing: Fair Housing & Landlord-Tenant Counseling Project	X					130,000	172,500	SEE ATTACHMENT 1	139,188	147,848			
19	Eden I&R, Inc: Housing Outreach/Information Access	X					50,000	100,000	SEE ATTACHMENT A-1	80,833	78,852			

N = New activities for which funding has not been previously requested or awarded.
P = Activities for which CDBG funds were not awarded in FY 03-04, but in years prior to FY 03-04.

**ATTACHMENT A
INPUT SUMMARY WITH FY 03-04 AMOUNTS AWARDED AND FY 04-05 AMOUNTS REQUESTED AND RECOMMENDED**

INPUT NO.	SUBMITTED BY	PROGRAM COMPONENT					FY 03-04	FY 04-05	COMMENTS		
		HOUSING	NEIGHBORHOOD IMPROVEMENTS	ECONOMIC DEVELOPMENT	PUBLIC SERVICES	ADMINISTRATION					
						AWARDED	REQUESTED	RECOMMENDATIONS			
								7 DISTRICTS	CAC	CITY MANAGER	COMMENTS
20	Lao Family Community Development, Inc.: Multilingual Homeownership Center	X				53,469	120,000	SEE ATTACHMENT A-1	120,000	49,283	This program received District funding last year, but did not this year. Since the program provides a worthwhile service recommend to continue funding at the current level.
21	East Bay Community Law Center: Collaborative Housing Related Services	X				66,000	121,000	SEE ATTACHMENT A-1	117,808	65,053	See 17-19
P 22	Acorn Housing Corporation: "At Home In Oakland"- Homeownership Education, Counseling and Support	X				250,000	99,063	SEE ATTACHMENT A-1	99,063	39,426	This program did not receive funding last year, but has in previous years. Since the program provides a worthwhile service recommend funding at this level
N 23	Asian Pacific Environmental Network: Power in Asians Organizing	X					51,763	SEE ATTACHMENT A-1			
24	City of Oakland/CEDA Economic Development Division: Neighborhood Commercial Revitalization			X		1,579,700	1,717,492	SEE ATTACHMENT A-1	1,516,547	1,693,145	CAC's reduction would eliminate 15 façade grants or 1.5 FTE to continue merchant organizing

N = New activities for which funding has not been previously requested or awarded.

P = Activities for which CDBG funds were not awarded in FY 03-04, but in years prior to FY 03-04.

ATTACHMENT A
INPUT SUMMARY WITH FY 03-04 AMOUNTS AWARDED AND FY 04-05 AMOUNTS REQUESTED AND RECOMMENDED

INPUT NO.	SUBMITTED BY	PROGRAM COMPONENT					FY 03-04	FY 04-05	COMMENTS		
		HOUSING	NEIGHBORHOOD IMPROVEMENTS	ECONOMIC DEVELOPMENT	PUBLIC SERVICES	ADMINISTRATION					
						AWARDED	REQUESTED	RECOMMENDATIONS			
								7 DISTRICTS	CAC	CITY MANAGER	COMMENTS
25	City of Oakland/CEDA Economic Development Division: Business Development		X			254,398	285,848	SEE ATTACHMENT A-1	238,208	269,919	CAC's reduction would eliminate high profile events (Sm. Bus. Dev. Summit, Min. Dev. Summit) grant research, small spot contracts often requested and econ. devel. Software
26	City of Oakland/CEDA Economic Development: Commercial Lending		X			387,028	790,992	SEE ATTACHMENT A-1	436,296	651,652	CAC's reduction would eliminate nearly 2.0 FTE's for program delivery in commercial lending, Main Street organizing, façade grant implementation, and business development.
27	Oakland Small Business Growth Center: Small Business Incubator Project		X			115,000	225,000	SEE ATTACHMENT A-1	225,000	127,991	Funding for this program was provided initially as a start-up and assumed to gradually decrease over the years.

N = New activities for which funding has not been previously requested or awarded.

P = Activities for which CDBG funds were not awarded in FY 03-04, but in years prior to FY 03-04.

**ATTACHMENT A
INPUT SUMMARY WITH FY 03-04 AMOUNTS AWARDED AND FY 04-05 AMOUNTS REQUESTED AND RECOMMENDED**

INPUT NO.	SUBMITTED BY	PROGRAM COMPONENT				AWARDED	REQUESTED	RECOMMENDATIONS				COMMENTS
		HOUSING	NEIGHBORHOOD IMPROVEMENTS	ECONOMIC DEVELOPMENT	PUBLIC SERVICES			ADMINISTRATION	7 DISTRICTS	CAC	CITY MANAGER	
P 28	Spanish Speaking Unity Council: Fruitvale Commercial District Revitalization Project		X				178,091	98,565	170,000	98,565	CAC's additional funding would reduce funding to the NCR program which is already providing the services proposed.	
N 29	Alliance for West Oakland Development: Economic Development		X				302,070				Difference reflects the 1.4% reduction.	
N 30	Oakland Citizens Committee for Urban Renewal: Façade Improvement Coordination		X				100,000	98,565	100,000	98,565	CAC's additional funding would reduce funding for citywide economic development services.	
N 31	Southeast Asian Community Center: Microenterprise Assistance		X				170,650	73,924	170,000	73,924	This is a first time funded program receiving a large amount of funding. Additional funding would reduce city development services.	
N 32	Women's Initiative for Self Employment: Creating Economic Opportunities for Low-Income Women		X				431,550	50,268	299,998	142,287		

N = New activities for which funding has not been previously requested or awarded.
P = Activities for which CDBG funds were not awarded in FY 03-04, but in years prior to FY 03-04.

ATTACHMENT A
INPUT SUMMARY WITH FY 03-04 AMOUNTS AWARDED AND FY 04-05 AMOUNTS REQUESTED AND RECOMMENDED

INPUT NO.	SUBMITTED BY	PROGRAM COMPONENT					FY 03-04 AWARDED	FY 04-05 REQUESTED	FY 04-05 RECOMMENDATIONS			COMMENTS
		HOUSING	NEIGHBORHOOD IMPROVEMENTS	ECONOMIC DEVELOPMENT	PUBLIC SERVICES	ADMINISTRATION			7 DISTRICTS	CAC	CITY MANAGER	
44	Ethiopian Community and Cultural Center: Ethiopian Case Management Program				X		20,716	175,000				
45	Alzheimer's Services of the East Bay: Dementia-Specific Adult Day Health Services				X		44,811	180,000				
46	Seton Senior Center: Active Living for Immigrant Seniors				X			40,000	9,857	9,857	9,857	
N 47	Jubilee Restoration, Inc.: Missionary Recovery Center				X			75,000				
48	Benevolent Hospice, Inc.: Hospice Care				X			350,000				
N 49	Bay Area Construction Sector Intervention Collaborative: Oakland Sector Project				X			135,000				
N 50	Precision Drill Ministries: "Positive Role Models" Mentoring Program				X			525,000	11,083	11,083	11,083	
51-57	Alameda County Community Food Bank: Food Security Scholarships				X		46,404	372,140	218,447	218,447	218,447	
58-64	Alameda County Health Care Foundation: Model Neighborhood Program				X		76,615	335,000	22,177	22,177	22,177	
65-71	Bay Area Community Services: Meals on Wheels for Seniors				X		150,880	250,000	107,062	107,062	107,062	
72	Camp Fire Boys & Girls, Oakland East Bay Council: Kids With Dreams				X		59,600	60,000	61,603	61,603	61,603	
73	Casa Vincentia: Case Management Services				X			52,000				
74-76	East Bay Central American Refugee Committee: Youth and Family Enrichment Project				X		48,000	64,000	39,426	39,426	39,426	
77-83	City of Oakland, Dept. of Human Services/Community Housing Services: City of Oakland Hunger Program				X		81,816	120,000	40,412	40,412	40,412	
84-90	City of Oakland, Dept. of Human Services: Safe Walk to School Program				X		259,755	345,000	146,862	146,862	146,862	

N = New activities for which funding has not been previously requested or awarded.

P = Activities for which CDBG funds were not awarded in FY 03-04, but in years prior to FY 03-04.

ATTACHMENT A
INPUT SUMMARY WITH FY 03-04 AMOUNTS AWARDED AND FY 04-05 AMOUNTS REQUESTED AND RECOMMENDED

INPUT NO.	SUBMITTED BY	PROGRAM COMPONENT					FY 03-04 AWARDED	FY 04-05 REQUESTED	FY 04-05 RECOMMENDATIONS			COMMENTS	
		HOUSING	NEIGHBORHOOD IMPROVEMENTS	ECONOMIC DEVELOPMENT	PUBLIC SERVICES	ADMINISTRATION			REQUESTED	RECOMMENDATIONS			
										7 DISTRICTS	CAC		CITY MANAGER
91	East Bay Agency For Children: Adult Education at Hawthorne Family Resource Center				X		35,000						
92-98	East Bay Community Law Center: Supplemental Housing Advocay Project				X	66,000	121,000						
99	East Bay Conversation Corps: Eastmont corridor Blight Abatement Project		X			60,000	70,000						
100	East Bay Little Stars Preschool: After School Tutorial and Leadership for Youth		X			36,000	75,700						
101	Eastside Arts Alliance: Youth Performance Workshop				X		25,000	24,641	24,641	24,641			
N 102	Eastside Arts Alliance: Hip Hop Multimedia				X		50,000	49,283	49,283	49,283			
103	Elmhurst Food Pantry: Emergency Food Brown Bag Program				X	50,000	75,000	43,862	43,862	43,862			
104-105	Fred Finch Youth Center/Alameda County Homeless Youth Collaborative: Youth Housing Empowerment Project	X				45,000	90,000						
106	Fred Finch Youth Center: Foster Care Youth and Young Adults Transitioning from the Foster Care System				X		190,000						
107-108	Grils, Inc.: GIRLStart				X		100,000	48,603	48,603	48,603			
109-111	Healthy Babies, Inc.: Healthy Families				X	60,000	105,000	79,838	79,838	79,838			
112-115	International Institute of the East Bay: Legal Assistance for Immigrant Victims of Domestic Violence				X	55,000	75,000						
116-121	Jobs for Homeless Consortium: Homeless Employment through Learning & Preparation				X	83,946	172,632	39,426	39,426	39,426			
122	Junior League of Oakland-East Bay, Inc/Hoover Elementary Super Stars Literacy Project				X		60,000						
123	La Clínica de la Raza - Fruitvale Health Project, Inc.: Hawthorne School-Based Health Center				X	42,051	50,000	44,354	44,354	44,354			

N = New activities for which funding has not been previously requested or awarded.

P = Activities for which CDBG funds were not awarded in FY 03-04, but in years prior to FY 03-04.

ATTACHMENT A
INPUT SUMMARY WITH FY 03-04 AMOUNTS AWARDED AND FY 04-05 AMOUNTS REQUESTED AND RECOMMENDED

INPUT NO.	SUBMITTED BY	PROGRAM COMPONENT					FY 03-04 AWARDED	FY 04-05 REQUESTED	FY 04-05 RECOMMENDATIONS			COMMENTS
		HOUSING	NEIGHBORHOOD IMPROVEMENTS	ECONOMIC DEVELOPMENT	PUBLIC SERVICES	ADMINISTRATION			7 DISTRICTS	CAC	CITY MANAGER	
124-130	Legal Assistance for Seniors: Legal Services for Seniors				X		15,000	147,500	57,168	57,168	57,168	
131	Lifelong Medical Care/Over 6 Health Center: East Oakland Clinics				X		40,000	102,000	48,790	48,790	48,790	
132-136	Marcus A. Foster Educational Institute: Prescott Circus Theatre				X		11,000	85,000	51,254	51,254	51,254	
137	Oakland Asian Students Educational Services: OASES Youth Programs				X			30,000	29,570	29,570	29,570	
138-139	Oakland Citizens Committee for Urban Renewal: Eastmont Computing Center Enhanced Community Technology Project				X		75,000	10,000	93,144	93,144	93,144	
140-146	Project SEED: Early Math Success Fosters High School and Job Success				X		260,000	370,000	48,153	48,153	48,153	
147	Rhythm Tap Hall of Fame: African American Cultural Center				X			450,000				
148	San Antonio Community Development Corporation: Childcare Vendor Voucher Program							80,000				
149	St. Mary's Center: Senior Homeless Case Management				X		54,000	260,000				
150	Volunteers of America Bay Area: After School Program				X			50,000	87,742	87,742	87,742	
151-157	A Safe Place: Teen Leadership Program		X				23,564	50,000				
158	Alameda County Health Services: Project YES	X						350,000	49,283	49,283	49,283	
159	World Vision College of Cosmetology					X		444,600				
160	Youth Employment Partnership, Inc.: Driver's License Assistance Program	X						70,000				
161-162	Friends of Peralta Hacienda Historical Park: Historic Transformation	X						150,211				

N = New activities for which funding has not been previously requested or awarded.

P = Activities for which CDBG funds were not awarded in FY 03-04, but in years prior to FY 03-04.

COMMUNITY DEVELOPMENT DISTRICT BOARDS' SUPPORT FOR CITYWIDE PROGRAMS FOR FY 04-05 CDBG FUNDING

INPUT NO.	PROJECT TITLE	PROGRAM COMPONENT					AMOUNT REQUESTED	TOTAL AMOUNT RECOMMENDED	DIST. 1 (NO)	DIST. 2 (E/SA/C)	DIST. 3 (WO)	DIST. 4 (CO)	DIST. 5 (F)	DIST. 6 (CEO)	DIST. 7 (E)
		PS	NI	HSG	ED	AO									
ECONOMIC DEVELOPMENT															
24	Community & Economic Development Agency/Economic Development-Neighborhood Commercial Revitalization (NCR) Program				X		\$1,717,792.00	\$1,516,547.00	\$1,708,567.00		\$1,717,492.00	\$1,088,352.00	\$1,289,884.00	\$1,717,492.00	\$1,577,492.00
25	Community & Economic Development Agency/Economic Development/Business Development				X		\$285,848.00	\$232,207.00	\$285,848.00	\$285,848.00	\$285,848.00	\$285,848.00		\$285,848.00	
26	Community & Economic Development Agency/Economic Development/Commercial Lending				X		\$790,992.00	\$436,296.00	\$790,992.00		\$675,992.00	\$400,000.00	\$400,000.00	\$350,860.00	
27	Community & Economic Development Agency/Economic Development-Oakland Small Business Growth Center				X		\$225,000.00	\$225,000.00		\$115,000.00	\$225,000.00	\$225,000.00	\$225,000.00	\$225,000.00	
28	Spanish Speaking Unity Council				X		\$178,091.00	\$71,435.00			\$170,000.00				
29	Alliance for West Oakland Development				X		\$302,195.00								
30	OCCUR/Façade Improvement Program				X		\$100,000.00	\$1,435.00			\$100,000.00	\$100,000.00	\$200,000.00		
31	Southeast Asian Community Center				X		\$170,650.00	\$96,076.00	\$85,325.00		\$170,000.00	\$170,000.00			
32	Women's Initiative for Self Employment				X		\$431,550.00	\$255,730.00			\$431,550.00	\$400,000.00	\$61,650.00	\$431,550.00	
ECONOMIC DEVELOPMENT TOTAL							\$4,202,118.00	\$2,834,726.00	\$2,870,732.00		\$2,794,332.00	\$2,870,750.00	\$2,204,142.00	\$2,870,750.00	
HOUSING															
1	Community & Economic Development Agency/Rehabilitation Services-Home Maintenance & Improvement Program (HMIP)			X			\$2,786,800.00	\$2,345,367.00	\$2,525,552.00		\$2,455,477.00	\$2,534,187.00	\$2,367,000.00	\$2,786,800.00	\$2,500,000.00
2	Community & Economic Development Agency/Rehabilitation Services-Loan Servicing and Project Fund Monitoring			X			\$225,000.00	\$184,050.00	\$204,300.00		\$225,000.00	\$225,000.00	\$225,000.00	\$225,000.00	
3	Community & Economic Development Agency/Access Improvement Program			X			\$217,000.00	\$213,717.00	\$197,300.00		\$217,000.00	\$217,000.00	\$217,000.00	\$217,000.00	
4	Community & Economic Development Agency/Rehabilitation Services-Emergency Home Repair Program (EHRP)			X			\$400,000.00	\$393,750.00	\$362,500.00		\$400,000.00	\$400,000.00	\$400,000.00	\$400,000.00	
5	Community & Economic Development Agency/Rehabilitation Services-Lead Safe Housing Paint Program (LSHPP)			X			\$225,000.00	\$221,550.00	\$204,300.00		\$225,000.00	\$225,000.00	\$225,000.00	\$225,000.00	
6	Community & Economic Development Agency/Minor Home Repair Program			X			\$250,000.00	\$250,000.00	\$250,000.00		\$250,000.00	\$250,000.00	\$250,000.00	\$250,000.00	
7	Community & Economic Development Agency/Vacant Housing Program			X			\$225,000.00	\$221,550.00	\$204,300.00		\$225,000.00	\$225,000.00	\$225,000.00	\$225,000.00	
8	Health & Human Services Div./Winter Relief Program			X			\$225,000.00	\$225,000.00	\$225,000.00		\$225,000.00		\$225,000.00	\$225,000.00	
9	Health & Human Services Div./Oakland Shelter			X			\$120,000.00	\$120,000.00	\$120,000.00		\$120,000.00		\$120,000.00	\$120,000.00	
10	Rebuilding Together Oakland/ Christmas in April Program			X			\$98,000.00	\$98,000.00	\$98,000.00		\$98,000.00	\$200,000.00	\$98,000.00	\$196,000.00	
11	Community Development Corporation of Oakland/Site Acquisition & Rehab, Vacant Lot Development,			X			\$80,000.00	\$64,000.00	\$64,000.00						
13	Jubilee Restoration, Inc.			X			\$47,800.00	\$47,800.00	\$47,800.00		\$47,800.00		\$47,800.00		

NOTES:

Program Component refers to which portion of the City's CDBG Program (Public Services, Neighborhood Improvements, Housing, Economic Development, or Planning/Admin) provided funding.

COMMUNITY DEVELOPMENT DISTRICT BOARDS' SUPPORT FOR CITYWIDE PROGRAMS FOR FY 04-05 CDBG FUNDING

INPUT NO.	PROJECT TITLE	PS	NI	HSG	ED	AD			(NO)	(E/S&C)	(WO)	(CO)	(F)	(CEO)	(E)
14	GRID/Solar Affordable Housing Program			X			\$270,000.00	\$15,000.00			\$45,000.00				
15	Eden Council for Hope and Opportunity/Home Equity Conversion Counseling	X					\$25,500.00	\$21,250.00	\$25,500.00		\$25,500.00	\$25,500.00	\$25,500.00		\$25,500.00
16	Eden Council for Hope and Opportunity/Rental Assistance Program	X					\$95,000.00	\$76,792.00	\$80,750.00		\$95,000.00	\$95,000.00	\$95,000.00		\$95,000.00
17	Center for Independent Living	X					\$110,000.00	\$88,917.00	\$93,500.00		\$110,000.00	\$110,000.00	\$110,000.00		\$110,000.00
18	Sentinel Fair Housing/Fair Housing and Landlord-Tenant Counseling Program	X					\$172,500.00	\$139,188.00	\$146,625.00		\$172,500.00	\$172,000.00	\$172,000.00		\$172,000.00
19	Eden I&R, Inc./Housing Outreach/Information Access	X					\$100,000.00	\$80,833.00	\$85,000.00		\$100,000.00	\$100,000.00	\$100,000.00		\$100,000.00
20	Lao Family Community Development, Inc./Multilingual Homeownership Center (G216310)	X					\$120,000.00	\$120,000.00	\$120,000.00			\$120,000.00	\$120,000.00		
21	East Bay Community Law Center /Housing Advocacy Project	X					\$121,000.00	\$117,808.00	\$102,850.00		\$121,000.00	\$121,000.00	\$121,000.00	\$121,000.00	\$120,000.00
22	Acorn Housing	X					\$99,063.00	\$99,063.00	\$99,063.00		\$99,063.00	\$99,063.00	\$98,840.00	\$99,063.00	\$98,840.00
33	Love Center Community Development		X				\$100,000.00	\$50,000.00							\$50,000.00
34	East Oakland Community Project		X				\$175,000.00					\$54,502.00			
35	BOSS/Oakland Homeless Project Renovation		X				\$71,246.00					\$71,244.00	\$50,000.00		
36	National Latina Health Organization		X				\$11,844.00	\$7,948.00				\$11,844.00	\$12,000.00		
HOUSING TOTAL							\$6,287,663.00	\$5,201,583.00	\$5,256,340.00		\$5,256,340.00	\$5,256,340.00	\$5,256,340.00	\$4,912,663.00	\$5,256,340.00

General Comments from District 6: 1) Recommends an increase in the funding allocation for Input #30. 2) Recommends funding for Input #32 for direct program delivery in District 6, in addition to fully funding their requested amount District-wide. 3) Not recommending funds for some programs that do not have clearly identified and quantified program outcomes and benchmarks. Some of these same programs received poor program evaluations as well. 4) A cost benefit analysis specific to each program should be completed and presented to the respective CDBG Boards and clear quarterly and annual benchmarks and performance standards. 5) Also requests that a representative from each Agency receiving funding report back to the CDBG Board on a quarterly basis with specific performance for each quarter relative to the approved benchmarks and performance standards. 6) The CDBG Board recommends that the remaining \$343,677 available from their recommendations be allocated evenly among the programs that receive funding.

ORACOUNCIL
 MAY 18 2004
 14

NOTES:

Program Component refers to which portion of the City's CDBG Program (Public Services, Neighborhood Improvements, Housing, Economic Development, or Planning/Admin) provided funding.

COMMUNITY DEVELOPMENT DISTRICT BOARDS' PREFERENCES FOR DISTRICT PROGRAMS FOR FY 04-05 CDBG FUNDING

INPUT NO.	PROJECT TITLE	PROGRAM COMPONENT		Amount Requested	TOTAL RECOMMENDATION FROM ALL DISTRICTS	DIST. 1	DIST. 2	DIST. 3	DIST. 4	DIST. 5	DIST. 6	DIST. 7
		PC	ED									
						(NO)	(E/SA/C)	(WO)	(CO)	(F/SA)	(CEO)	(ED)
51-57	Alameda County Community Food Bank/Shared Maintenance & Delivery Scholarships (G19550)	X		\$372,140.00	\$218,398	\$25,617.00	\$37,948.00	\$115,081.00	\$10,000.00			\$32,931.00
58-64	Alameda County Health Care Foundation/Model Neighborhood Program (H66800)	X		\$406,615.00	\$22,128							\$22,450.00
35	BOSS/Oakland Homeless Project Renovation		X	\$71,245.00	\$36,171			\$36,698.00				
65-71	Bay Area Community Services/Meals on Wheels for Seniors (G148910)	X		\$260,700.00	\$107,012	\$32,140.00	\$33,180.00		\$13,800.00			\$29,450.00
41	Boys & Girls Clubs of Oakland/SMART Moves Program (G149010)	X		\$172,720.00	\$11,828				\$12,000.00			
42	Boys & Girls Clubs of Oakland/Educational Enhancement	X		\$172,712.00	\$29,570			\$30,000.00				
72	Camp Fire Boys & Girls, Oakland East Bay Council/Kids with Dreams Project (G91800)	X		\$65,000.00	\$61,603			\$62,500.00				
77-83	Community & Economic Development Agency - Supplemental Hunger Program (H49400)	X		\$75,600.00	\$41,397		\$14,600.00	\$10,800.00				\$16,600.00
75-76	East Bay Central American Refugee Committee/Youth and Family Enrichment Project (G216010)	X		\$52,000.00	\$39,426					\$40,000.00		
101	EastSide Arts Alliance/Youth Performance Workshop	X		\$25,000.00	\$24,641		\$25,000.00					
102	EastSide Arts Alliance/HipHop Multimedia	X		\$50,000.00	\$49,283					\$50,000.00		
103	Elmhurst Food Pantry/Emergency Food Brown Bag Program (G34500)	X		\$71,800.00	\$43,812							\$44,450.00
38-39	Family Violence Law Center/Domestic Violence Prevention Project (G53600)	X		\$200,000.00	\$44,354	\$20,000.00	\$25,000.00					
107-108	Girls Inc of Alameda County	X		\$101,315.00	\$48,603						\$49,310.50	
109-111	Healthy Babies Project/Healthy Families Program (G76750)	X		\$105,000.00	\$79,838	\$11,000.00	\$35,000.00	\$35,000.00				
116-121	Jobs for Homeless Consortium/Homeless Employment Through Learning & Preparation (H.E.L.P.) (H77500)	X		\$167,382.00	\$39,426	\$19,000.00	\$21,000.00					
123	La Clinica de la Raza-Fruitvale Health Project, Inc./Hawthorne Elementary School-Based Clinic (G149210)	X		\$45,362.00	\$44,354					\$45,000.00		
124-130	Legal Assistance for Seniors/ Legal Services for Seniors (H47300)	X		\$170,000.00	\$57,168	\$20,000.00		\$25,000.00	\$13,000.00			
43	Life Enrichment Agency-Dept. of Human Services/Senior Companion Program (H77920)	X		\$100,000.00	\$56,274	\$14,286.00	\$14,286.00		\$13,000.00	\$1,235.00		\$14,286.00
84-90	Life Enrichment Agency-Dept. of Human Services/Safe Walk to School (G149510)	X		\$345,000.00	\$146,320	\$10,000.00	\$45,000.00	\$20,000.00	\$19,000.00	\$20,000.00		\$34,450.00
131	Life Long Medical Care-Over 60 Health Center/East Oakland Clinic (H74100)	X		\$106,040.00	\$48,691							\$49,400.00
132-136	Marcus A. Foster Educational Institute/Prescott Clown Troup Satellite Program at Lockwood School	X		\$85,000.00	\$51,254			\$30,000.00			\$22,000.00	
137	Oakland Asian Students Educational Services/Youth Program	X		\$30,000.00	\$29,570		\$30,000.00					
138-139	Oakland Citizens Committee for Urban Renewal-Eastmont Computing Center/East Oakland Community Connector Project	X		\$100,000.00	\$93,095						\$50,000.00	\$44,450.00
30	Oakland Citizens Committee for Urban Renewal-Façade Improvement	ED		\$100,000.00	\$98,565						\$100,000.00	

NOTES:

Program Component refers to which portion of the City's CDBG Program (Public Services, Neighborhood Improvements/Infrastructure, Housing, Economic Development, or Administration/Planning) provided funding

COMMUNITY DEVELOPMENT DISTRICT BOARDS' PREFERENCES FOR DISTRICT PROGRAMS FOR FY 04-05 CDBG FUNDING

INPUT NO.	PROJECT TITLE	ES	NE			(NO)	(E/SA/C)	(WO)	(CO)	(F/SA)	(CEO)	(E)
37	Project Re-Connect (H08600)	X		\$280,000.00	\$209,130	\$17,000.00	\$40,000.00	\$40,000.00	\$15,000.00	\$40,000.00	\$25,724.00	\$14,450.00
140-146	Project SEED/Supplemental Math Instruction Program	X		\$390,000.00	\$48,153		\$33,854.00		\$15,000.00			
50	Precisions Drill Ministries	X		\$525,000.00	\$11,083				\$11,244.00			
46	Seton Senior Center	X		\$40,000.00	\$9,857					\$10,000.00		
28	Spanish Speaking Unity Council	ED		\$178,091.00	\$98,565					\$100,000.00		
31	Southeast Asian Community Center	ED		\$170,650.00	\$73,924					\$75,000.00		
40	The First Place Fund for Youth/Emancipation Training Center (G191110)	X		\$161,410.00	\$69,755	\$14,261.00	\$23,059.00		\$16,000.00			\$17,450.00
150	Volunteers of America Bay Area	X		\$92,546.00	\$87,742						\$89,019.50	
32	Women's Initiative for Self Employment	ED		\$431,550.00	\$50,268					\$51,000.00		
158	Alameda County Health Care Services - Project YES	X		\$350,000.00	\$49,283							\$50,000.00
	TOTAL			\$6,069,879.00	\$2,230,541	\$183,304.00	\$377,927.00	\$405,079.00	\$138,044.00	\$432,235.00	\$336,054.00	\$390,367.00

THE TOTAL COLUMN REPRESENTS THE TOTAL OF ALL DISTRICT BOARD RECOMMENDATIONS LESS 1.4% DUE TO THE DECREASE IN THE LEVEL OF FUNDING FROM HUD.

NOTES:

Program Component refers to which portion of the City's CDBG Program (Public Services, Neighborhood Improvements/Infrastructure, Housing, Economic Development, or Administration/Planning provided funding

Attachment B

Consolidated Plan Recommended Projects, FY 2004-05

PROJECT/PROGRAM NAME	CDBG	HOME	ESG	HOPWA	TOTAL
Acorn Housing	39,426				39,426
Alameda County Community Food Bank/Shared Maintenance & Delivery Scholarships	218,447				218,447
Alameda County Health Care Foundation/Model Neighborhood Program (H66880)	22,177				22,177
Alameda County Health Care Services – Project YES	49,283				49,283
American Dream Downpayment Initiative (ADDI)	438,234				438,234
BOSS/Oakland Homeless Project Renovation	36,171				36,171
Bay Area Community Services/Meals on Wheels for	107,062				107,062
Boys & Girls Clubs of Oakland/Smart Moves Program	11,828				11,828
Boys & Girls Clubs of Oakland /Educational Enhancement	29,570				29,570
Camp Fire Boys & Girls, Oakland East Bay Council/Kids with Dreams Project	61,603				61,603
CDBG Program Monitoring/Administration	1,494,828				1,494,828
Center for Independent Living/Housing Search & Counseling for the Disabled	98,319				98,319
CHDO Operating Support		243,325			243,325
Community & Economic Development Agency - Access Improvement Program	213,717				213,717
Community & Economic Development Agency - Economic Development/Business Development Program Delivery Costs	269,919				269,919
Community & Economic Development Agency – Commercial Lending	252,319				252,319
Community & Economic Development Agency - Economic Development/National Development Council	10,000				10,000
Community & Economic Development Agency - Economic Development/Project Development and Neighborhood Commercial Revitalization Personnel Costs	1,693,145				1,693,145
Community & Economic Development Agency - Lead Safe Housing Paint Program	221,550				221,550

PROJECT/PROGRAM NAME	CDBG	HOME	ESG	HOPWA	TOTAL
Community & Economic Development Agency - Rehabilitation Services-Home Maintenance & Improvement Program	2,698,065				2,698,065
Community & Economic Development Agency - Rehabilitation Services-Loan Servicing and Projects Fund Monitoring	221,772				221,772
Community & Economic Development Agency - Rehabilitation Services-Emergency Home Repair	393,750				393,750
Community & Economic Development Agency-Rehabilitation Services -Minor Home Repair Program	250,000				250,000
Community & Economic Development Agency - Vacant Housing Program	221,550				221,550
East Bay Central American Refugee Committee/Youth and Family Enrichment Project	39,426				39,426
East Bay Community Law Center - Housing Advocacy Project	65,053				65,053
Eastside Arts Alliance/Youth Performance Workshop	24,641				24,641
Eastside Arts Alliance/Hip Hop Multimedia	49,283				49,283
Eden Council for Hope and Opportunity - Home Equity Conversion Counseling	21,684				21,684
Eden Council for Hope and Opportunity - Rental Assistance Program	85,752				85,752
Eden Information & Referral Services	78,852				78,852
Elmhurst Food Pantry/Emergency Food Brown Bag Program	43,862				43,862
Emergency Shelter Program			369,672		369,672
Family Violence Law Center/Domestic Violence Prevention Project	44,354				44,354
Girls Inc. of Alameda County	48,603				48,603
Health & Human Services - Winter Relief Program	225,000				225,000
Health & Human Services - Supplemental Hunger Program	40,412				40,412
Health & Human Services/East Oakland Community Project -Shelter Rent	120,000				120,000
Healthy Babies Project/Healthy Families Program	79,838				79,838
HOME Program Monitoring and Administration		486,650			486,650
HOPWA - Alameda County				1,507,657	1,507,657
HOPWA - City Monitoring and Administration				20,060	20,060
HOPWA - Contra Costa County				478,283	478,283
Housing Development		4,136,525			4,136,525
Jobs for Homeless Consortium/H.E.L.P.	39,426				39,426

PROJECT/PROGRAM NAME	CDBG	HOME	ESG	HOPWA	TOTAL
Program					
La Clinica de la Raza-Fruitvale Health Project, Inc./Hawthorne Elementary School-Based Clinic	44,354				44,354
Lao Family Community Development, Inc./Multilingual Homeownership Center	49,283				49,283
Legal Assistance for Seniors/ Legal Services for Seniors	57,168				57,168
Life Enrichment Agency-Aging, Health & Human Services/Safe Walk to School	146,862				146,862
Life Enrichment Agency-Aging, Health & Human Services/Senior Companion Information Referral Program	56,274				56,274
Life Long Medical Care-Over 60 Health Center/East Oakland Clinic	48,790				48,790
Marcus A. Foster Educational Institute/Prescott Clown Troupe	51,254				51,254
Oakland Small Business Growth Center	127,991				127,991
OBDC Program Delivery Costs	389,333				389,333
Oakland Asian Students Educational Services/Youth Program	29,570				29,570
Oakland Citizens' Committee for Urban Renewal-Eastmont Computing Center/East Oakland Community Connector Project	93,144				93,144
Oakland Citizens' Committee for Urban Renewal-Façade Improvement	98,565				98,565
Project Re-Connect	209,179				209,179
Project SEED/Supplemental Math Instruction Program	48,153				48,153
Precision Drill Ministries	11,083				11,083
Rebuilding Together Oakland/Christmas In April	49,283				49,283
Sentinel Fair Housing - Fair Housing and Landlord/Tenant Counseling Program	147,848				147,848
Seton Senior Center	9,857				9,857
Spanish Speaking Unity Council	98,565				98,565
Southeast Asian Community Center	73,924				73,924
The First Place Fund for Youth/Emancipation Training Center	69,804				69,804
Volunteers of America Bay Area	87,742				87,742
Women's Initiative for Self Employment	142,287				142,287
TOTAL	11,761,000	4,866,500	369,672	2,006,000	19,003,172

Attachment C

Recommended Third Party Contracts for Approval for FY 2004-05

PROJECT/PROGRAM NAME	CDBG	HOME	ESG	HOPWA	TOTAL
Acorn Housing	39,426				39,426
Alameda County Community Food Bank/Shared Maintenance & Delivery Scholarships	218,447				218,447
Alameda County Health Care Foundation/Model Neighborhood Program (H66880)	22,177				22,177
Alameda County Health Care Services – Project YES	49,283				49,283
BOSS/Oakland Homeless Project Renovation	36,171				36,171
Bay Area Community Services/Meals on Wheels for	107,062				107,062
Boys & Girls Clubs of Oakland/Smart Moves Program	11,828				11,828
Boys & Girls Clubs of Oakland /Educational Enhancement	29,570				29,570
Camp Fire Boys & Girls, Oakland East Bay Council/Kids with Dreams Project	61,603				61,603
Center for Independent Living/Housing Search & Counseling for the Disabled	98,319				98,319
East Bay Central American Refugee Committee/Youth and Family Enrichment Project	39,426				39,426
East Bay Community Law Center - Housing Advocacy Project	65,053				65,053
Eastside Arts Alliance/Youth Performance Workshop	24,641				24,641
Eastside Arts Alliance/Hip Hop Multimedia	49,283				49,283
Eden Council for Hope and Opportunity - Home Equity Conversion Counseling	21,684				21,684
Eden Council for Hope and Opportunity - Rental Assistance Program	85,752				85,752
Eden Information & Referral Services	78,852				78,852
Elmhurst Food Pantry/Emergency Food Brown Bag Program	43,862				43,862
Family Violence Law Center/Domestic Violence Prevention Project	44,354				44,354
Girls Inc. of Alameda County	48,603				48,603
Health & Human Services - Winter Relief Program	225,000				225,000
Healthy Babies Project/Healthy Families Program	79,838				79,838
Jobs for Homeless Consortium/H.E.L.P. Program	39,426				39,426

PROJECT/PROGRAM NAME	CDBG	HOME	ESG	HOPWA	TOTAL
La Clinica de la Raza-Fruitvale Health Project, Inc./Hawthorne Elementary School-Based Clinic	44,354				44,354
Lao Family Community Development, Inc./Multilingual Homeownership Center	49,283				49,283
Legal Assistance for Seniors/ Legal Services for Seniors	57,168				57,168
Life Long Medical Care-Over 60 Health Center/East Oakland Clinic	48,790				48,790
Marcus A. Foster Educational Institute/Prescott Clown Troupe	51,254				51,254
Oakland Small Business Growth Center	127,991				127,991
OBDC Program Delivery Costs	389,333				389,333
Oakland Asian Students Educational Services/Youth Program	29,570				29,570
Oakland Citizens' Committee for Urban Renewal-Eastmont Computing Center/East Oakland Community Connector Project	93,144				93,144
Oakland Citizens' Committee for Urban Renewal-Façade Improvement	98,565				98,565
Project Re-Connect	209,179				209,179
Project SEED/Supplemental Math Instruction Program	48,153				48,153
Precision Drill Ministries	11,083				11,083
Rebuilding Together Oakland/Christmas In April	49,283				49,283
Sentinel Fair Housing - Fair Housing and Landlord/Tenant Counseling Program	147,848				147,848
Seton Senior Center	9,857				9,857
Spanish Speaking Unity Council	98,565				98,565
Southeast Asian Community Center	73,924				73,924
The First Place Fund for Youth/Emancipation Training Center	69,804				69,804
Volunteers of America Bay Area	87,742				87,742
Women's Initiative for Self Employment	142,287				142,287

Attachment D

**Consolidated Plan Annual Action Plan, FY 2004-05
Goals for Affordable Housing Activities**

	FY 04-05 Goals
Priority A: Preservation/Expansion of Supply of Affordable Housing	
Rental Housing New Constr and Substantial Rehab: Units Built	34
Rental Housing New Constr and Substantial Rehab: Units Underway	622
Scattered Site Single Family Housing Development: Units Built	40
Scattered Site Single Family Housing Development: Units Underway	111
Single Family Housing Acquisition/Rehabilitation: Units Built	
Single Family Housing Acquisition/Rehabilitation: Units Underway	
Preservation of Existing Affordable Units: Units Built	130
Preservation of Existing Affordable Units: Units Underway	0
Renovation of Public Housing (HOPE VI): Units Built	0
Renovation of Public Housing (HOPE VI): Units Underway	152
Priority B: Assistance to First-Time Homebuyers	
Mortgage and Downpayment Assistance	50
Housing Counseling	
Mortgage Credit Certificates	
Priority C: Housing Rehabilitation and Neighborhood Improvement	
Owner-Occupied Housing Rehabilitation: Units Completed	35
Owner-Occupied Housing Rehabilitation: Units Underway	
Rental Housing Rehabilitation: Units Completed	
Rental Housing Rehabilitation: Units Underway	
Paint Programs for Owner-Occupied Housing: Units Completed	20
Paint Programs for Owner-Occupied Housing: Units Underway	
Minor and Emergency Home Repairs: Units Completed	200
Priority D: Rental Assistance to Extremely Low Income Families	
Tenant Based Rental Assistance	0
Project Based Rental Assistance	0
Priority F: Housing For Seniors and Persons with Disabilities	
Housing Development: Units Built	58
Housing Development: Units Underway	221
Access Improvement: Units Completed	12
Access Improvement: Units Underway	

OAKLAND CITY COUNCIL

10602-0

RESOLUTION NO. _____

C. M. S. OFFICE OF THE CITY CLERK
5000

INTRODUCED BY COUNCILMEMBER _____

2004 APR 14 PM 1:30

RESOLUTION 1) AUTHORIZING THE CITY MANAGER TO PREPARE AND SUBMIT THE CONSOLIDATED PLAN ANNUAL ACTION PLAN FOR HOUSING AND COMMUNITY DEVELOPMENT FOR FISCAL YEAR 2004 - 2005, TO THE U.S. DEPARTMENT OF HOUSING AND URBAN DEVELOPMENT, 2) ACCEPTING AND APPROPRIATING FUNDS TOTTALLING \$17,641,406 FOR THE COMMUNITY DEVELOPMENT BLOCK GRANT, HOME INVESTMENT PARTNERSHIP, EMERGENCY SHELTER GRANT AND HOUSING OPPORTUNITIES FOR PERSONS WITH AIDS PROGRAMS, AND 3) AUTHORIZING THE CITY MANAGER TO NEGOTIATE AND EXECUTE AGREEMENTS WITH CONTRACTORS/SUBRECIPIENTS FOR FISCAL YEAR 2004-05 FOR THE COMMUNITY DEVELOPMENT BLOCK GRANT AND HOUSING OPPORTUNITIES FOR PERSONS WITH AIDS PROGRAMS.

WHEREAS, the U.S. Department of Housing and Urban Development (HUD) requires that the City of Oakland prepare and submit a Consolidated Plan as a condition for receiving Federal funds for housing and community development activities; and

WHEREAS, the Consolidated Plan should be submitted to HUD by May 15, 2004, but no later than the end of the City's current fiscal year; and

WHEREAS, the City has published a draft of the Consolidated Plan Annual Action Plan and has provided for a public comment period of 30 days according to HUD requirements; and

WHEREAS, the City desires to accept grants from HUD for the following programs in the following amounts as identified in the Consolidated Plan;

Community Development	
Block Grant (CDBG)	\$9,961,000
HOME	4,866,500
American Dream Downpayment	438,234
Initiative (ADDI)	
Emergency Shelter Grant	369,672
HOPWA	2,006,000

and

~~COMMUNITY & ECONOMIC
DEVELOPMENT CMTE
MAY 11 2004~~

WHEREAS, the seven Community Development District Boards and the Citizen Advisory Committee have held meetings to consider funding requests and have made recommendations for funding; and

WHEREAS, public hearing was held December 16, 2003, to solicit public comment on the proposed Annual Action Plan including consideration of the categorical allocation of CDBG funds to programs and projects for FY 2004/05; and

C
D

14.1-1
ORA/COUNCIL
MAY 18 2004

WHEREAS, the City Council finds the agreements with contractors/subrecipients are for services of a professional or specialized nature; and

WHEREAS, the City Council finds that these agreements shall not result in the loss of employment or salary by any person having permanent status in the competitive service; now therefore, be it

RESOLVED: That the City Council hereby authorizes and directs the City Manager, and/or her designee, to prepare the final Consolidated Plan Annual Action Plan, consistent with the draft Action Plan and related documents, and consider public comments received; and be it

FURTHER RESOLVED: That the City Council hereby authorizes and directs the City Manager, and/or her designee, to take any actions necessary to execute and submit the documents mentioned above to HUD and any other materials that may be required to secure HUD approval of the City's Consolidated Plan; and be it

FURTHER RESOLVED: That the City Council hereby accepts and appropriates the HUD funds totaling \$17,641,406 and authorizes the City Manager or her designee to amend the appropriated amounts for FY 2004/05 to reflect actual grant receipts for the programs identified in the final Annual Action Plan; and be it

FURTHER RESOLVED: That the City Manager or her designee is authorized to negotiate and execute agreements with third-party contractors and subrecipients for those programs and projects in the amounts identified in the final Annual Action Plan for FY 2004-05 Community Development Block Grant, Housing Opportunities for Persons With AIDS, Homeless Families Support Network/Supportive Housing, Matilda Cleveland Transitional Housing and the Families In Transition/Scattered Sites Transitional Housing programs, as listed on Attachments to this Resolution; and be it

FURTHER RESOLVED: That the City Manager is hereby authorized to approve any amendments to the Consolidated Plan, and any amendments, modifications or extensions of FY 2004-05 agreements, with the exception of the allocation of additional funds, and take any other action with respect to the agreements consistent with this Resolution and its basic purpose.

FURTHER RESOLVED: That prior to execution, agreements shall be reviewed and approved as to form and legality by the City Attorney, and copies filed with the City Clerk.

IN COUNCIL, OAKLAND, CALIFORNIA, _____, 2004

PASSED BY THE FOLLOWING VOTE:

AYES- BROOKS, BRUNNER, CHANG, NADEL, QUAN, REID, WAN AND
PRESIDENT DE LA FUENTE

NOES-

ABSENT-

ABSTENTION-

ATTEST:

CEDA FLOYD
City Clerk and Clerk of the Council
of the City of Oakland, California

~~COMMUNITY ECONOMIC
DEVELOPMENT CMTE
MAY 11 2004~~

14.1-1
ORACOUNCIL
MAY 18 2004

OAKLAND CITY COUNCIL

William

RESOLUTION No. _____ C. M. S. OF THE CITY CLERK

INTRODUCED BY COUNCILMEMBER _____

2004 APR 14 PM 1:30

RESOLUTION TO AMEND RESOLUTION #76276 C.M.S TO CHANGE THE NUMBER OR PROPOSALS EACH COMMUNITY DEVELOPMENT DISTRICT BOARD CAN RECOMMEND FOR FUNDING EACH YEAR TO THE CITY COUNCIL AND USE A SLIDING SCALE BASED UPON EACH DISTRICT'S FUNDING ALLOCATION TO DETERMINE THE NUMBER OF PROPOSALS EACH DISTRICT RECOMMENDS EACH YEAR FOR FUNDING TO CITY COUNCIL

WHEREAS, City has adopted a CDBG Citizens Participation Process ("CD/CP Process") for reviewing proposals and recommending organizations for CDBG funding; and

WHEREAS, on May 10, 1994, The Council adopted Resolution No. 70999 C.M.S. which authorized major reform of the CD/CP Process, based on recommendations of a Council-established working group; and

WHEREAS, on January 21, 1986 the Council adopted Resolution No. 63566 C.M.S. which approved standardized By-laws; and on May 26, 1998 the Council adopted Resolution No. 74274 C.M.S. approving amendments to the By-laws; and

WHEREAS, the Economic Development, Community Development, and Housing ("ED/CD") Committee of the City Council at its regular meeting on May 30, 2000 considered a report recommending major restructuring of the CD/CP Process; and the City Council approved the recommendations to revise the CD/CP Process at its meeting on June 6, 2000; now therefore, be it

RESOLVED: that the CDBG Citizen Participation process is hereby revised as follows:

A sliding scale based upon each District's funding allocation will determine the number of proposals each District recommends for funding to the City Council.

The sliding scale is as follows:

District Funding Allocation	Number of Proposals
\$100,000 to \$250,000	no more than eight (8) proposals
\$250,000 to \$350,000	no more than ten (10) proposals
\$350,000 to \$450,000	no more than twelve (12) proposals

; and be it

9-2
COMMUNITY ECONOMIC DEVELOPMENT COMTE
MAY 11 2004

FURTHER RESOLVED: That each CD District may not recommend funding less than \$15,000 to a project unless the amount of the applicant's request is less than \$15,000.

14.1-2
ORA/COUNCIL

MAY 18 2004

IN COUNCIL, OAKLAND, CALIFORNIA, _____, 2004

PASSED BY THE FOLLOWING VOTE:

AYES- BROOKS, BRUNNER, CHANG, NADEL, QUAN, REID, WAN AND
PRESIDENT DE LA FUENTE

NOES-

ABSENT-

ABSTENTION-

ATTEST:

CEDA FLOYD
City Clerk and Clerk of the Council
of the City of Oakland, California

~~COMMUNITY ECONOMIC
DEVELOPMENT CMTE
MAY 11 2004~~

14.1-2
ORA/COUNCIL

MAY 18 2004