

core2 requirements:

Objective:

Leveraging off of the knowledge from Race Together and the successes of the Community Store Program we are to create the next iteration of stores to help lift communities in need.

For our partners and young people:

A new pathway to opportunity through training and development, meaningful career options and a tuition-free path to college --- and a key strategy in achieving our hiring commitment of 10,000 Opportunity Youth

For our customers:

An exceptional third-place experience to brings Starbucks into new neighborhoods, reflecting our customers' community spirit and culture; new third place for conversation and action

For our communities:

Starbucks commitment to support economic development and social change in urban communities through partnerships with local citizens, non profits, and government



IN PROGRESS

STARBUCKS

design philosophy:

create an area of focus.

- _first create a high-performing capable store
- _focus on the Community Room as a program of teaching

show.

- _create a place of importance and learning on display for all to clearly see
- _elevate the metaphor of Community Table/Teaching space for improvement

create energy and a conversation.

- _support the physical space with highly visible supporting text and copy SSC reviewed
- _Engage this alternative format – innovative yet familiar – and assure execution is on brand

elevate



IN PROGRESS

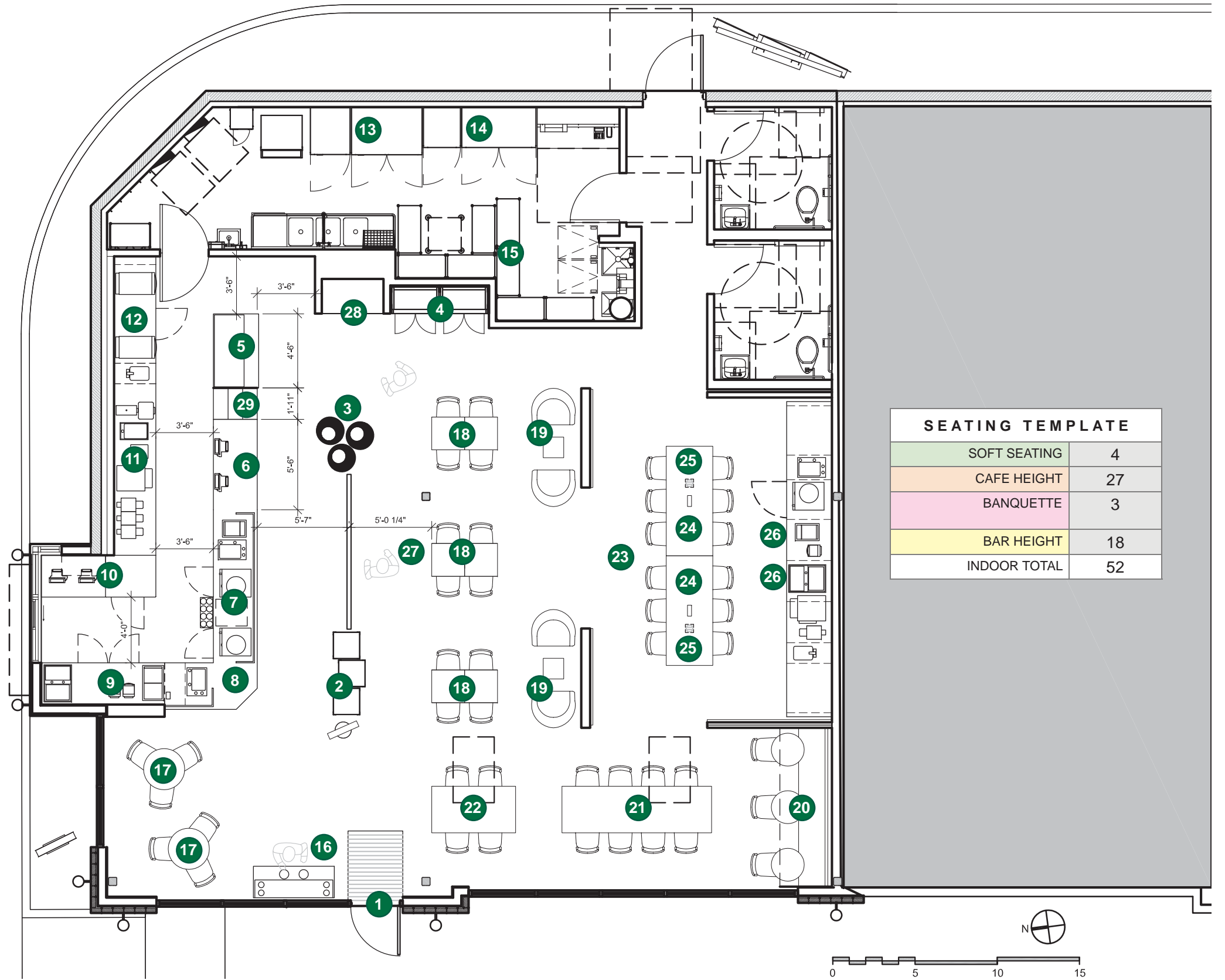
SCOPE OF WORK

- 1 MAIN ENTRY DOOR W/ WALK OFF MAT
- 2 MERCH CUBES
- 3 MERCH BASKETS
- 4 MERCH BAYS (2)
- 5 ZEPHYR CASE (54")
- 6 POS
- 7 ESPRESSO BAR
- 8 HAND OFF PLANE
- 9 COLD BEVERAGE STATION
- 10 POS FOR DRIVE-THRU
- 11 BREWING STATION
- 12 WARMING STATION
- 13 3 DOORS OF REFRIGERATION
- 14 3 DOORS OF FREEZER
- 15 METROS (8)
- 16 CONDIMENT CART
- 17 30" BAR HEIGHT TABLES
- 18 CAFE HEIGHT SEATING
- 19 SOFT SEATING
- 20 BANQUETTE SEATING
- 21 CAFE HEIGHT COMMUNITY TABLE
- 22 ADA TABLE
- 23 FLEX SPACE; OPEN TO CAFE WHEN NOT IN USE

- 24 MOVABLE CAFE HEIGHT COMMUNITY TABLES (2)
- 25 FLOOR MOUNTED POWER OUTLETS UNDERNEATH COMMUNITY TABLES
- 26 UPWARD ACTING (CHALKABLE) STEEL DOORS TO CONCEAL EQUIPMENT WHEN NOT IN USE



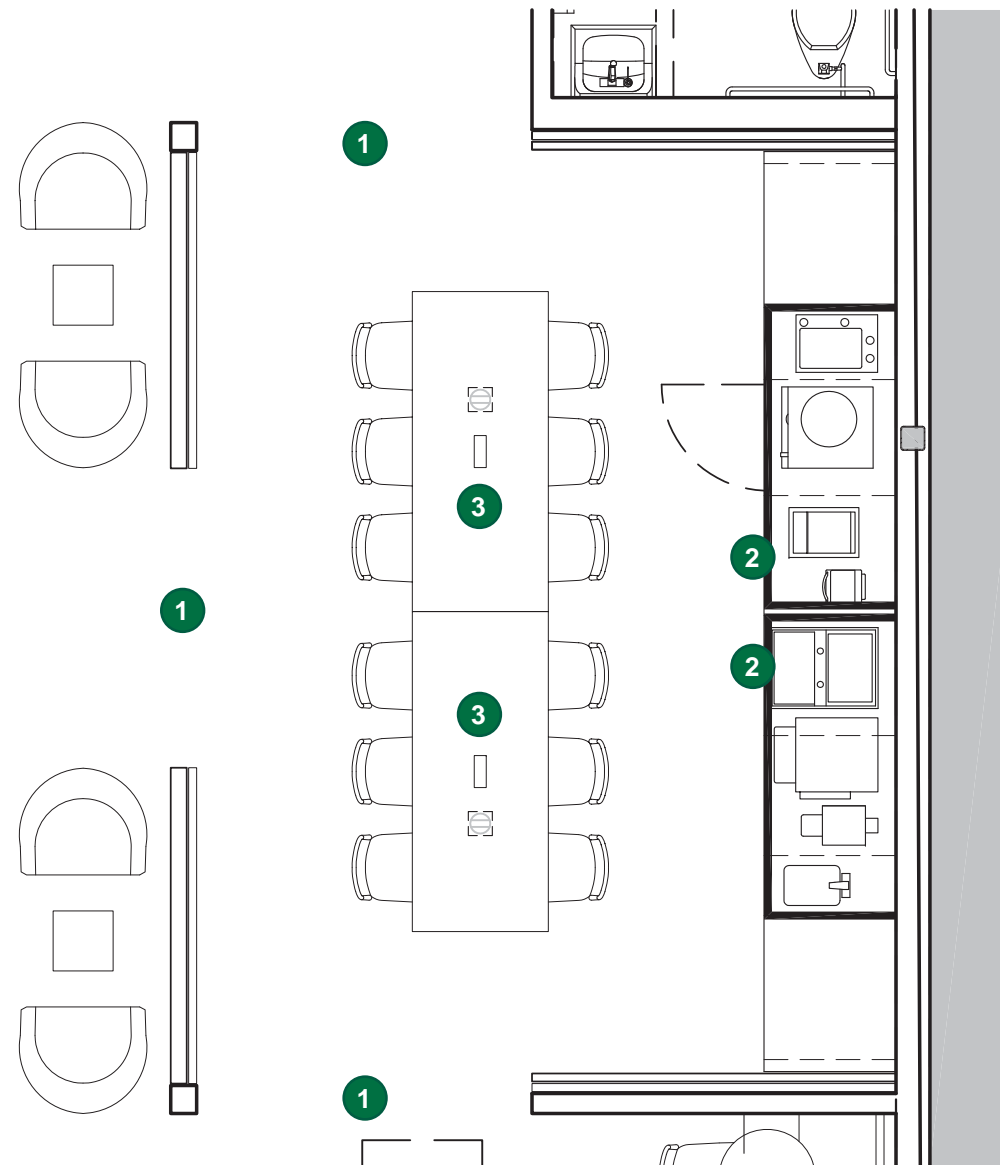
- 27 COMMUNITY BOARD
- 28 WALL OF CHILL
- 29 PROJECT PERRY



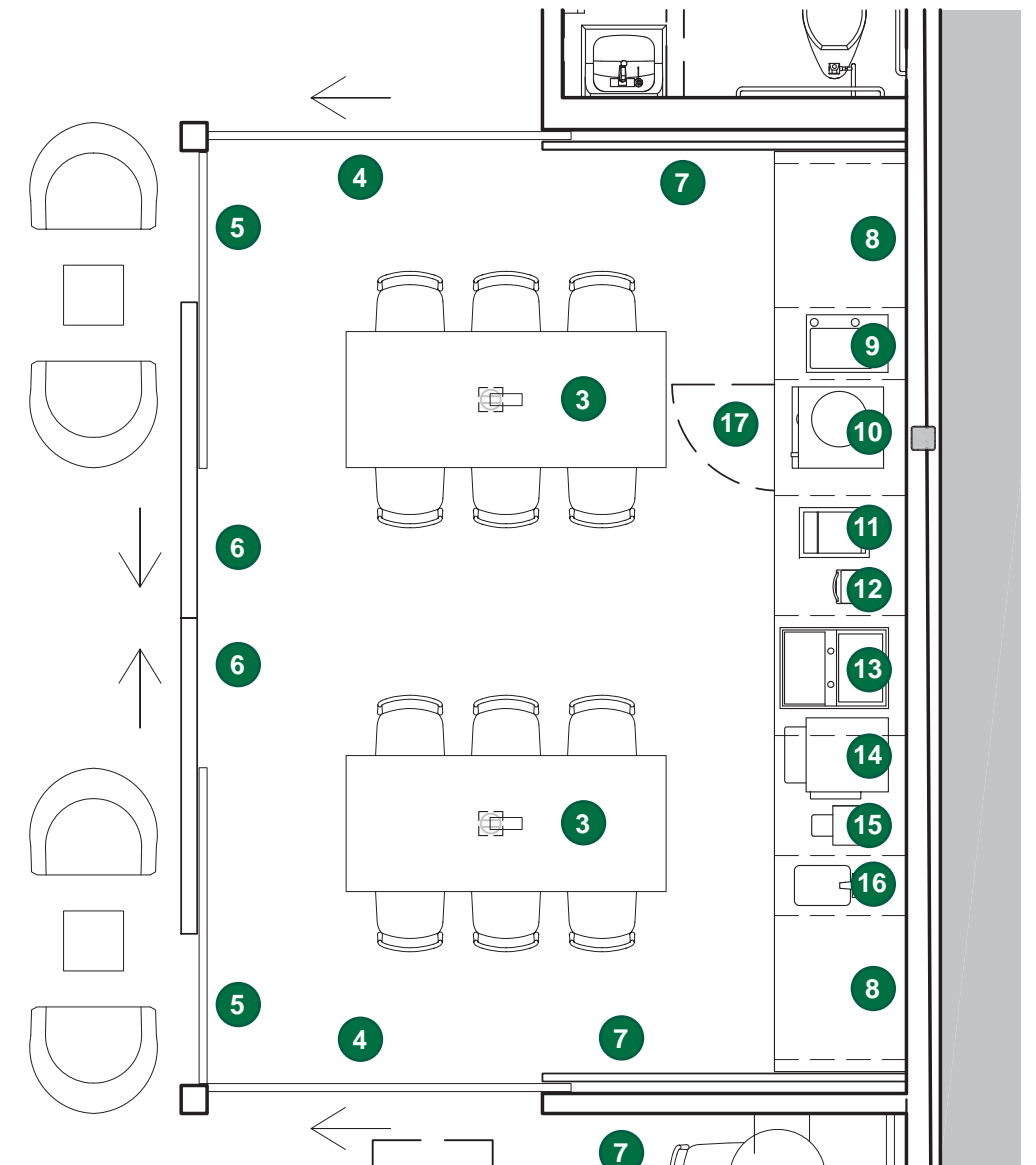
IN PROGRESS

SCOPE OF WORK

- 1 OPEN TO CAFE
- 2 UPWARD ACTING (CHALKABLE) STEEL DOORS TO CONCEAL EQUIPMENT WHEN NOT IN USE
- 3 MOVABLE CAFE HEIGHT COMMUNITY TABLES; FLOOR MOUNTED POWER OUTLETS UNDERNEATH TABLES
- 4 SLIDING GLASS DOORS
- 5 FULL HEIGHT GLASS WINDOW
- 6 SLIDING SOLID DOORS W/ HIGHLY VISIBLE CORE 2 PHILOSOPHY TEXT
- 7 ADDITIONAL CORE 2 TEXT
- 8 PREP AREA
- 9 MAGIC SINK
- 10 MASTRENA
- 11 45LB. ICE BIN
- 12 BLENDER
- 13 WORK SINK
- 14 BREWER
- 15 SHUTTLE
- 16 HAND SINK
- 17 UNDERCOUNTER FRIDGE



FLEX SPACE - NOT IN USE



FLEX SPACE - IN USE



IN PROGRESS



IN PROGRESS

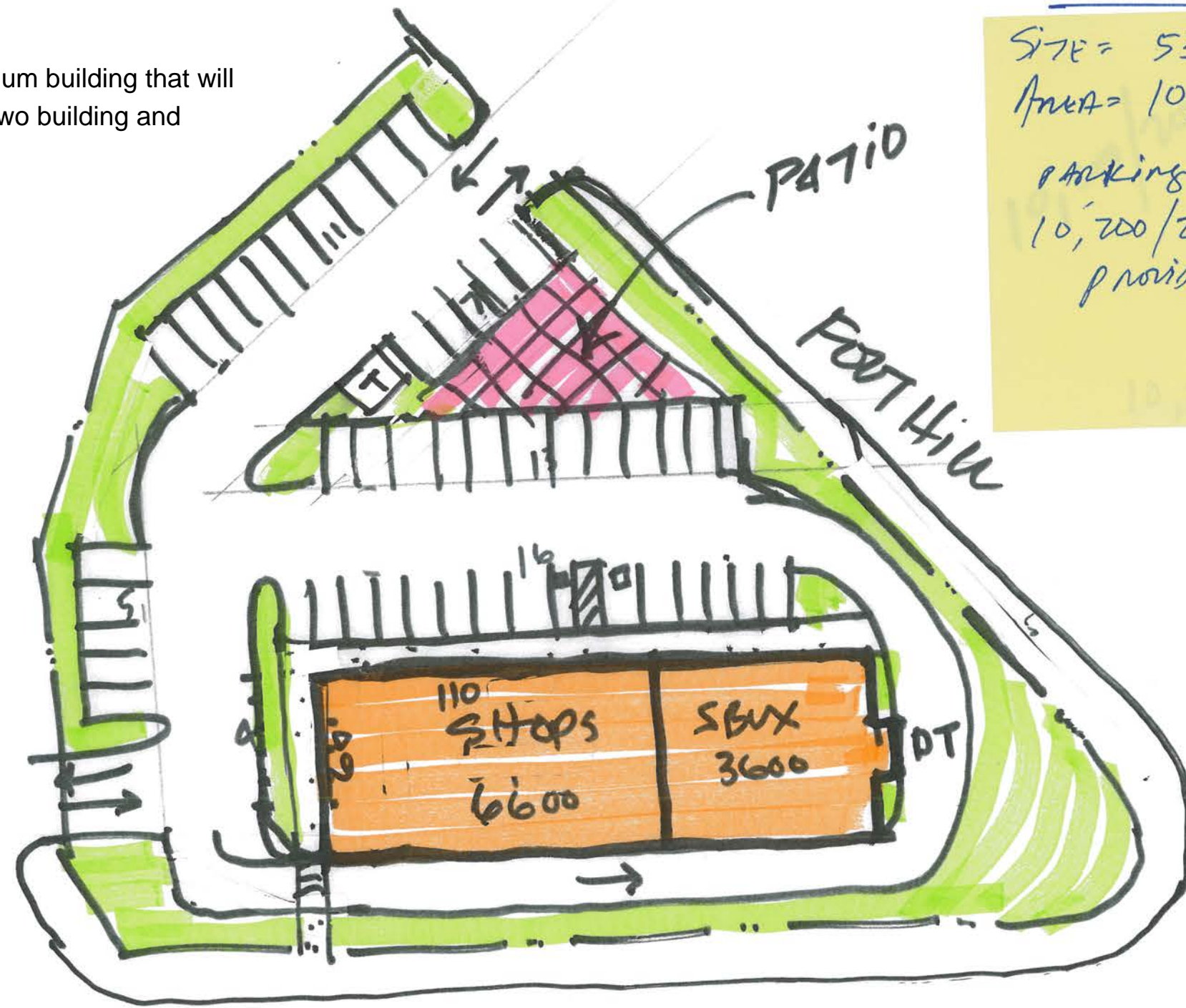


IN PROGRESS



IN PROGRESS

This preliminary draft sketch shows the maximum building that will fit on the parcel. The eventual plan will have two building and the total square footage will be less.



DATA
 SITE = 53,143.2
 AREA = 10,200 SF (19%)
 PARKING
 $10,200 / 200 = 51$
 PROVIDED = 52



SITE PLAN
 1" = 40'

73RD AVE

FOOT HILL DETAIL
 TWA. 11/3/16