

CITY OF OAKLAND

FILED  
OFFICE OF THE CITY CLERK  
OAKLAND

2017 NOV -2 PM 2: 38

# AGENDA REPORT

**TO:** Sabrina B. Landreth  
City Administrator

**FROM:** Sara Bedford  
Director, Human Services

**SUBJECT:** AC-OCAP Annual Report and  
2018 CSBG Resolution

**DATE:** October 16, 2017

City Administrator Approval

Date:

11/2/17

## RECOMMENDATION

Staff recommends that the City Council Accept and Approve the Alameda County-Oakland Community Action Partnership (AC-OCAP) Annual Report and Adopt A Resolution:

1. **Authorizing The City Administrator To Accept A n d A l l o c a t e A Renewal Grant In The Amount Of \$1,335,822 In Anti-Poverty Community Services Block Grant (CSBG) Funds For 2018 From The California Department Of Community Services And Development (CSD);**
2. **Authorizing The City Administrator To Accept Additional CSBG Grant Funds From CSD For The Same Purpose Within The 2018 Term, Without Returning To Council; And**
3. **Authorizing A Contribution From The General Purpose Fund In An Amount Equivalent To The Department's Central Services Overhead Charges Estimated At \$94,699**

## EXECUTIVE SUMMARY

This report provides City Council with an annual update on the Alameda County – Oakland Community Action Partnership's (AC-OCAP) program. A recommendation is also included for the Council to adopt a resolution authorizing the City Administrator to accept and allocate a renewal grant in the amount of \$1,335,822 in anti-poverty Community Services Block Grant (CSBG) funds for calendar year 2018 from the California Department of Community Services and Development (CSD). The proposed resolution also authorizes the City Administrator to accept additional grant funds awarded from CSD for the same purpose and authorizes a contribution from the general purpose fund equivalent to the central services overhead charges. The services provided through AC-OCAP's Community Economic Opportunity (C.E.O) network supports the agency mission of creating pathways that lead to economic empowerment for the 194,639 Alameda County residents documented by the 2011-2015 U.S. Census American Community Survey as living below the Federal poverty level. These funds will be used to help Alameda County's low-income residents attain the skills, knowledge, and support needed to

Item: \_\_\_\_\_  
 Life Enrichment Committee  
 November 14, 2017

secure opportunities that increase self-sufficiency and improve their overall economic well-being. The City of Berkeley is not a part of this county-wide program.

## **BACKGROUND / LEGISLATIVE HISTORY**

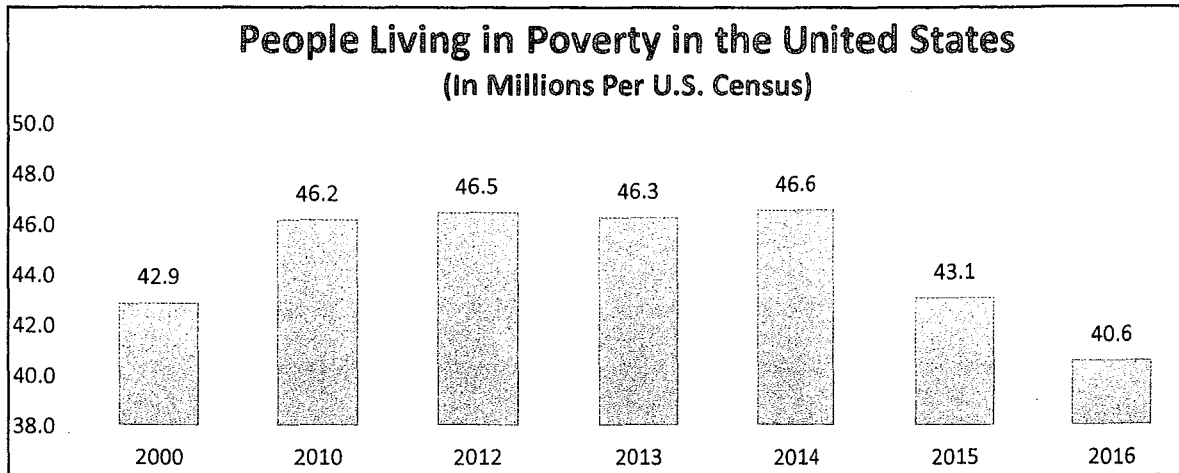
In 1971, the Federal government designated the City of Oakland as a public Community Action Agency responsible for administering various anti-poverty programs and services as part of Lyndon B. Johnson's 1964 "War on Poverty". In 1981, the Federal Omnibus Budget Reconciliation Act restructured the allocation of funds to Community Action Agencies by establishing the CSBG program. These Federal CSBG funds are administered through the U.S. Department of Health and Human Services and managed by the State of California's Department of Community Services & Development (CSD). The CSBG formula for local funding allocations is based on the number of residents living below the Federal poverty level as reported by the United States (U.S.) Census Bureau.

In 2011, the State Department of Community Services and Development expanded Oakland's geographical territory to include all of the cities within Alameda County, except the City of Berkeley, approved through City Council Resolution No. 83589 C.M.S. As a result, the AC-OCAP was established. Unlike other funding governance structures, federal regulations mandate that a public entity shall administer the Community Services Block Grant program through a *tripartite board* that fully participates – ensuring maximum feasible participation of the poor in the development, planning, implementation, and evaluation of the program(s) to serve low-income communities (Public Law 105-285, SEC. 676B; 42 U.S.C. § 9901).

Alameda County's CSBG funding is administered by the City of Oakland's Human Services Department (HSD) through the Community Action Partnership Governing Board (City Council) and the federally mandated Tripartite Administering Board which includes nine (9) community members who represent the low-income community and are democratically selected, six (6) elected officials or their designees, and three (3) members who represent other groups and interests that serve the low-income community. AC-OCAP's Community Economic Opportunity (C.E.O) network is part of 1,000 Community Action Agencies located throughout the 50 states representing an estimated 40.6 million (12.7 percent) people living in poverty, according to the 2016 U.S. Census Bureau. For over 50 years, Community Action Agencies have been helping people change their lives and because of this legacy, AC-OCAP remains committed to its mission of eliminating poverty and its effects in the City of Oakland and throughout Alameda County.


## **ANALYSIS AND POLICY ALTERNATIVES**

Nationally, the number of people living in poverty in the United States has *decreased* to 40.6 million (12.7 percent) for 2016 from 43.1 million (13.5 percent) in 2015; 46.6 million (14.8 percent) in 2014, 46.3 million (14.8 percent) in 2013, 46.5 million in 2012, 46.2 million in 2010, and 42.9 million in 2000.



According to the 2016 U.S. Census One-Year American Community Surveys (ACS) data, California's poverty rate is 14.3 percent down from 15.3 percent in 2015. However, California's supplemental poverty measure, which takes into account additional factors like cost of living, expenses for work, medical, clothing, and public benefits is at 20.4 and the second highest in the nation right after the District of Columbia per the U.S. Census Bureau 3-Year Average Over: 2014, 2015, and 2016.

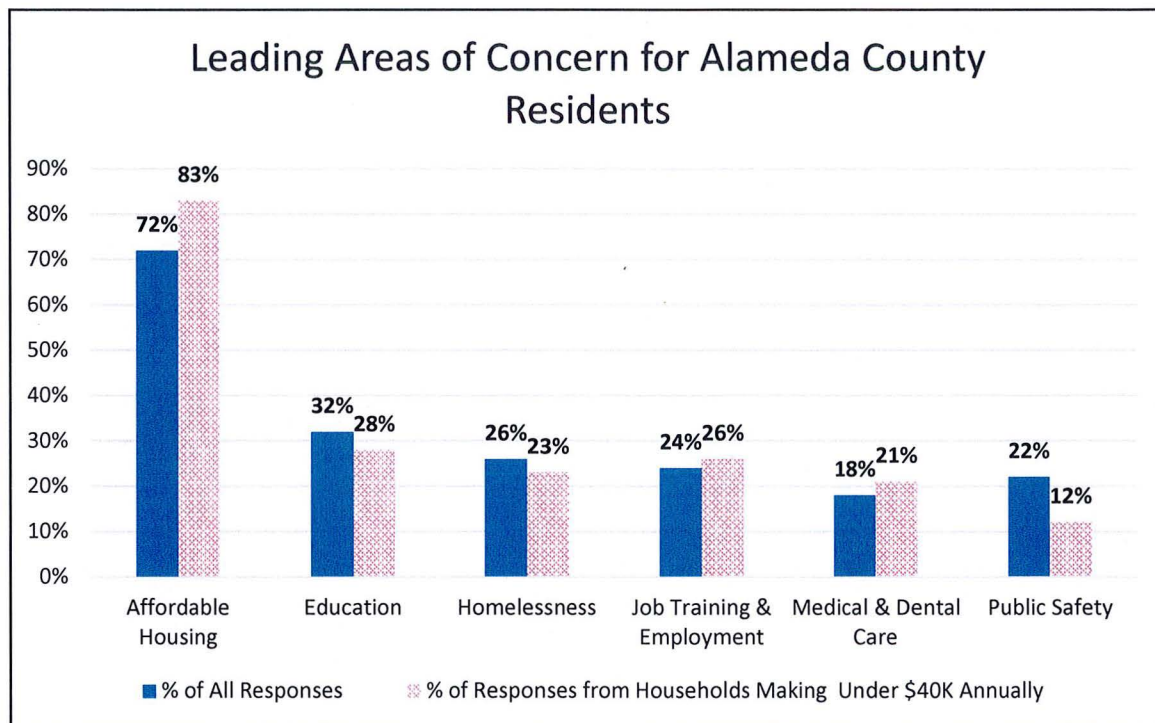
For 2016, the overall poverty level in Alameda County has *decreased* to 11.5 percent (189,486) from 12.5 percent (204,777) in 2015; respectively during the same period, the city of Oakland's poverty level also *decreased* to 20.4 percent (85,681) compared to 21 percent (88,046) in 2015. The following chart is a 2016 snapshot, by race and ethnicity, of those who live at or below the federal poverty level in Alameda County.



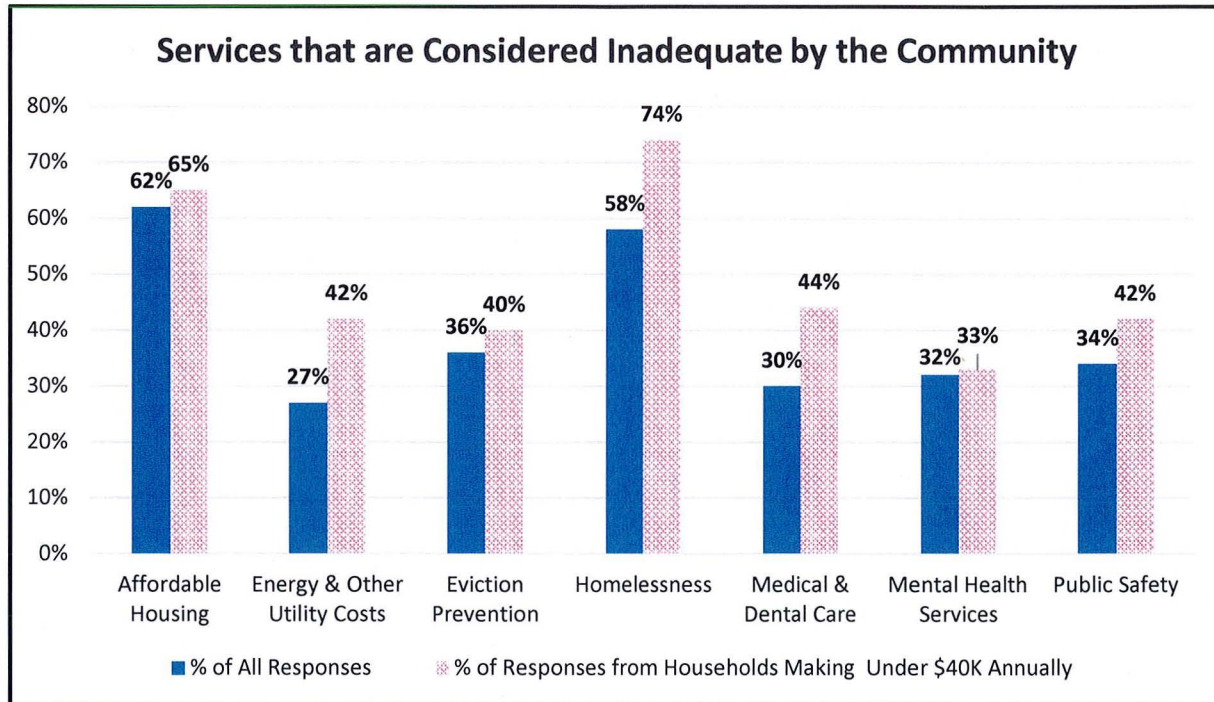
**AC-OCAP's 2018-2019 Community Action Plan**

As a condition to receive funding, AC-OCAP is contractually mandated by the State to complete and submit a biennial Community Action Plan (CAP) that included a community needs assessment to guide the agency's strategic planning and community engagement process. (AC-OCAP's State approved 2018-2019 Community Action Plan is provided as **Attachment A**)

As part of AC-OCAP's needs assessment, the agency conducted a community survey; respondents were asked to rank their *top areas of concern* regarding various social issues such as homelessness, childcare, housing, training, education, etc. An analysis of the data revealed that the leading areas of concern were **1) Affordable Housing (72%); 2) Education (32%); 3) Homelessness (26%); 4) Job Training & Employment (24%); and 5) Public Safety (22%)**.



Survey participants were also asked to provide feedback on *inadequate services* in their community. The following services were identified: **1) Affordable Housing (62%); 2) Homelessness (58%); 3) Eviction Prevention (36%); 4) Public Safety (34%); and 5) Mental Health Services (32%)**. The survey also showed that respondents with household incomes under \$40,000 a year also reported **Medical and Dental Care** as a top concern (21%) and inadequate service in their community (44%).



In order to address the concerns, issues and gaps of services identified through the community needs assessment, AC-OCAP supports programing in the following agency adopted strategic focus areas: **Job Training & Employment Placement** to help low-income people, hard-to-serve populations, and people with additional barriers build skills that lead to employment; **Housing & Community Development** opportunities that help low-income people access affordable housing, improve their food security, build assets, and improve their economic stability; **Civic Engagement** to increase public awareness and expand partnerships; **Advocacy** efforts that mobilize and empower low-income people and the community to take action; and **Capacity Building** that fosters and expands AC-OCAP's capacity to address and eradicate poverty.

**FISCAL IMPACT**

1. Funding for the programs and services will be derived from the Federal Community Services Block Grant administered through a contract from the State of California Department of Community Services and Development in the amount of \$1,335,822 for AC-OCAP funding for anti-poverty programing throughout Alameda County (excluding the City of Berkeley) for calendar year 2018.
2. The Human Services Department 2018 CSBG allocation is included in the City's FY 2017 - 2019 adopted biennial budget, of which \$1,347,798 is appropriated in the Department of Health and Human Services Fund (2128), CSBG-Admin Organization (78361), CSBG - Program Organization (78362) and CSBG - OCAP Programs Organization (78363),

CAP/CSBG 2018 Admin & Program Projects (1003626/1003627). Approval of the resolution will authorize the adopted appropriation to be amended to the grant amount of \$1,335,822. Additionally, the General Purpose Fund provides an operating subsidy to CSBG in the amount of \$17,157 for FY2017-2018. The State CSBG contract administrative costs are capped at 12 percent therefore, HSD is requesting as it has in prior years, a contribution from the General Purpose Fund in an amount equivalent to Central Services Overhead estimated at \$94,699. Failure to accept the Federal CSBG renewal funds would result in a decrease of \$1,335,822 in revenues for vital support and services to Oakland's and the surrounding Alameda County's (excluding Berkeley) low-income families.

3. If additional grant funds become available from the grantor (CSD), within the existing grant term for the same purpose, staff is seeking authorization to accept and appropriate CSBG funds without returning to Council within the duration of the grant term (January 1, 2018 – December 31, 2018).

### **PUBLIC OUTREACH / INTEREST**

The AC-OCAP Administering Board held its bi-annual Board Retreat on **Saturday, March 25, 2017** to revisit, review, and update its strategic vision, goals and outcomes for the next two years (2018-2019). During the retreat, the Board also invited Alameda County low-income residents to share their "making ends meet" story by participating in a fish bowl community listening session to ensure that AC-OCAP's 2018-2019 agency strategic focus areas reflect the community's needs.

To further engage the community, AC-OCAP held a public hearing on **Monday, June 12, 2017** at 6:00 pm to present its proposed two-year 2018-2019 strategic plan and solicit public input. Notices of the public hearing were advertised in the Oakland City Administrator's Weekly Announcements; posted at all City of Oakland libraries; disseminated to community partners including Alameda County All In, Oakland Unite, Oakland Fund for Children and Youth, faith-based organizations, anti-poverty advocates, and government agencies; and posted on AC-OCAP's website and social media sites.

AC-OCAP holds its monthly Administering Board meeting, which is open to the public, the **second Monday of every month** at 5:30 pm at City Hall. Residents can also get more information on current programs and services by visiting the agency's website at [www.AC-OCAP.com](http://www.AC-OCAP.com) and by calling Eden Information and Referral at 211.

### **COORDINATION**

AC-OCAP coordinates and leverages its programming and funding, as appropriate, with CDBG, Community Housing Services, Oakland Unite, Head Start, Alameda County Interagency Children's Policy Council (ICPC), ALL IN Alameda County, Eden I & R, Safe Passages Elev8 Oakland, Alameda County Social Services Agency (SSA), Oakland Housing Authority (OHA), Alameda County and Oakland Workforce Investment Boards (WIB), United Way of the Bay Area, Alameda County Community Food Bank, Spectrum, Tri-Valley Anti-Poverty Collaborative

and a host of community based partners. In addition, the Office of the City Attorney, Budget Bureau, and the Contracts and Compliance Division of the City Administrator's Office has been consulted in the development of this report and resolution.

## **PAST PERFORMANCE, EVALUATION AND FOLLOW-UP**

In 2016, AC-OCAP provided essential services to **79,942** Alameda County low-income residents. For the 2017 calendar year, AC-OCAP has committed \$654,000 in funding to support 18 anti-poverty organizations and events leveraging close to **\$6 million** dollars to provide vital services to Oakland and the surrounding Alameda County low-income residents. This programming represents AC-OCAP's Community Economic Opportunity (C.E.O) Network that works collectively as a system to provide essential wrap-around services to help Alameda County's low-income residents improve their overall well-being. Services provided include: job readiness, employment and entrepreneur training; access to free legal services; credit and eviction repair and prevention assistance; financial literacy training; free tax preparation; opportunities for civic engagement; and housing and job placement assistance for formerly incarcerated, homeless families and individuals, transitional aged homeless/foster youth, disconnected youth, and new Americans. **Attachment B** provides an overview and update of AC-OCAP's programs and services, including demographics, populations served by zip code, and a map outlining AC-OCAP's service area as of June 30, 2017.

### ***2017 Program Highlights:***

- **Shelter for the Homeless:** In the 3<sup>rd</sup> quarter of 2016, AC-OCAP received additional funding to assist the agency with addressing the County's homeless crisis. Through this funding, AC-OCAP was able to leverage existing efforts by and provide much needed supplies to six homeless winter shelters who served 530 Alameda County un-housed residents. In addition, CSBG funds were used to help seed the Oakland Compassionate Communities Pilot which provided direct emergency assistance to help 40 chronically homeless individuals and transition 24 into transitional/permanent housing.
- **2017 Hunger Free Summer Campaign Kick Off:** On Friday, June 16, 2017, AC-OCAP in collaboration with the Alameda County Community Food Bank, the City of Oakland Summer Lunch Program, Parks, Recreation and Youth Development, the Oakland Library, the Oakland Unified School District, and the Alameda County Social Services Agency, hosted its first Oakland Hunger Free Summer kick-off event at Lincoln Square where over 300 children were in attendance to help fight childhood hunger and bring attention to "summer nutrition gap" low-income children experience.
- **Eviction Recovery Pilot:** AC-OCAP partnered with its grantee Housing and Economic Rights Advocates (HERA) to commission an information pamphlet to help Alameda County residents address and begin to repair their eviction issues. Lack of access to affordable housing is one major issue in the Bay Area but another is residential evictions. Because of past evictions, many low-income residents are turned down for housing; this eviction recovery pilot is an example how AC-OCAP is directly able to respond to and meet the needs of Alameda County's low-income residents.

- **Earned Income Tax Credit (EITC) Campaign:** The 2017 Alameda County EITC Coalition processed 20,562 (10,451 for Oakland) free tax returns capturing \$7.2 million in Earned Income Tax Credits and \$23.5 million (\$12,626,820 for Oakland) in overall total refunds.

Since 1971, AC-OCAP has been leveraging its CSBG funds to help decrease poverty at the local level. With the support of CSBG funding, AC-OCAP has been able to identify gaps in services and support innovative programming geared toward improving the overall quality of life for low-income residents by providing access to job training, education, employment, affordable housing, life skills-training, legal services, health care, food stamps, Earned Income Tax Credit, financial education, asset building, and other essential services. AC-OCAP's overarching strategy is to focus available local, State, private, and Federal resources toward increasing access and opportunities that enable low-income families and individuals to attain the skills, knowledge, and the motivation required to become self-sufficient.

The Alameda County - Oakland Community Action Partnership remains committed to addressing the needs of the low-income community and envisions that one day, "all citizens will have equal and fair access to resources, which will produce a healthy, safe, clean, educated, and economically sound productive community, respecting their rights and values." AC-OCAP and its Board is committed not just to addressing the symptoms of poverty, but also to uncovering the root causes of poverty in an attempt to bring about social and structural changes that increase both economic opportunities and stability for low-income residents who live in poverty within Alameda County. For forty-six (46) years, the City of Oakland's Community Action Agency has had a track record in making a difference in the lives of thousands by "*helping people, changing lives.*"

### ***Community Action Helps People...Change Their Life:***

***Meet Muhammad...***who already had a passion for science and technology when he enrolled with AC-OCAP's funded partner Hack the Hood's Spring 2017 boot camp. Muhammad comes from a large household with few financial resources and within three weeks of starting the boot camp, he was told by his family that he could not live at home anymore, effective immediately. His Hack the Hood case manager helped him secure housing at Covenant House Youth Shelter and despite the instability in his life, Muhammad continued to build his websites and participate fully in the boot camp.

Since the boot camp ended, he is still housed and is currently taking online classes through Coursera, which gives him access to professors at the Massachusetts Institute of Technology – his dream school. He is currently in the process of working with Hack the Hood's Pathways Manager to get assistance in enrolling in community college with a goal to transfer to a four-year college.

***Meet Antonio...***who due to a foreclosure, was forced to move into an emergency shelter with his family. In desperate need of employment, Antonio sought out help by connecting with AC-OCAP's funded partner Rubicon. Antonio started working with Rubicon's Workforce



Development Navigator who connected him to a Vocational Counselor for career planning and immediate job search assistance.

With the help of his Vocational Counselor, Antonio quickly secured full-time “stepping stone” employment working as a sheet metal worker, and was able to get transportation support to get to and from work until he got his first paycheck. This employment provides Antonio with a steady income of \$11 per hour and medical benefits. It also provides him with stability while he continues to search for housing and allows him to learn the industry and the trade of welding while enhancing his experience in the industry.

Antonio is still working at the company today, and earns a steady income. He continues to receive program support and coaching to maintain his employment, and will continue to receive quarterly follow-ups and retention services – including information about welding training or apprenticeship programs leading to increased income and opportunities – for as long as he needs.

**The Promise of Community Action**

**Community Action changes people’s lives, embodies the spirit of hope, improves communities, and makes Oakland and Alameda County a better place to live. We care about the entire community, and we are dedicated to helping people help themselves and each other.**

**SUSTAINABLE OPPORTUNITIES**

**Economic:** AC-OCAP programs and services directly impact the employability of Oakland’s and the surrounding Alameda County’s low-income residents by providing access to education, training, and job opportunities designed to help families achieve an increased level of self-sufficiency.

**Environmental:** The implementation and support for increasing access to weatherization, public transportation, and the availability of healthy, fresh local foods will directly contribute to decreasing Oakland’s and the surrounding Alameda County’s overall carbon footprint.

**Social Equity:** AC-OCAP will continue to focus its efforts on supporting the City’s goal of providing social equity for all of Oakland’s low-income residents.

**ACTION REQUESTED OF THE CITY COUNCIL**

Staff recommends that the City Council Accept and Approve the Alameda County-Oakland Community Action Partnership (AC-OCAP) Annual Report and Adopt A Resolution:

1. Authorizing The City Administrator To Accept A n d A l l o c a t e A Renewal Grant In The Amount Of \$1,335,822 In Anti-Poverty Community Services Block Grant (CSBG)

Item: \_\_\_\_\_  
Life Enrichment Committee  
November 14, 2017

Funds For 2017 From The California Department Of Community Services And Development (CSD);

2. Authorizing The City Administrator To Accept Additional CSBG Grant Funds From CSD For The Same Purpose Within The 2018 Term, Without Returning To Council; And
3. Authorizing A Contribution From The General Purpose Fund In An Amount Equivalent To The Department's Central Services Overhead Charges Estimated At \$94,699.

For questions regarding this report, please contact Estelle Clemons, AC-OCAP Program Director at 510-238-3597.

Respectfully submitted,



SARA BEDFORD  
Director, Human Services Department

Prepared by:  
Estelle Clemons, Program Director  
AC-OCAP DIVISION

Attachments (2):

**Attachment A – AC-OCAP 2018-2019 Community Action Plan**

**Attachment B – AC-OCAP 2017 Outcome Chart (Mid-year), Demographics, Map, and 2016 Fact Sheet**

# Alameda County-Oakland Community Action Partnership

## Factsheet 2016



**1 in 4 children (28%) live in poverty in Oakland**



**1 in 7 children (15%) live in poverty in Alameda County**

**12.5%** Alameda County residents (**194,639**) living below the federal poverty level

**20.4%** Oakland residents (**82,165**) living below the federal poverty level

## COMMUNITY IMPACT

**79,942** Low-Income Alameda County Residents Served by **AC-OCAP**

**2,472** Alameda County Low-Income Residents Received **Legal Assistance**

**19,000** Summer **Lunches** Served to Oakland's Low Income Children

**23,087** Alameda County Low-Income Residents Received **Free Tax Preparation** at 57 VITA Sites

**951** Alameda County Low-Income Families **Housed**

**124** Alameda County Low-Income Residents **Employed**

**\$26.2 mil** In Tax Refunds Captured, Including **\$8.9** million brought back to low-wage earners through Alameda County's EITC campaign

**\$806,000** In Community Service Block Grant (CSBG) funds invested into the community and over **\$6.9 million** leveraged



## Alameda County-Oakland Community Action Partnership *Helping People... Changing Lives*

### Meet Gina...

**Gina** is a trans-girl who was deeply involved in street life when she first entered AC-OCAP-funded Alameda Family Services' DreamCatcher program. She was using drugs to cope and was lost in the isolation of her identity. DreamCatcher worked with her for over two years. The process was painfully slow and at one point everyone thought Gina was lost. One day, however, she walked in the door and said, "I don't want to do this anymore." The case manager, attorney, and shelter staff have all stayed close and engaged Gina in many conversations about her possibilities, strengths, and value. She participated in groups for Lesbian Bisexual Gay Transgender Queer and Trans individuals to help support her identity. She also participated in groups on exploitation and sought help for her drug addiction during her time at DreamCatcher.

Even though Gina aged out, DreamCatcher, worked with her to move her to transitional housing and she was also accepted into the Kaiser 40 hour a week outpatient drug program. Today she looks healthy, more at peace and she continues to be part of DreamCatcher's drop-in center. She also discussed the possibilities of college and received encouragement from Alameda's Community College President.

### Meet Anthony...

**Anthony** enrolled in AC-OCAP-funded Hayward Unified School District's Youth Enrichment Services (YES) program as a high school dropout. It was a challenge to figure out what career path he would pursue, and he understood that obtaining his General Educational Development (GED) was top priority. Anthony decided to take on the GED exam immediately. He visited twice a week to take practice tests and soon realized that he possessed the knowledge to successfully pass at least two of the four GED tests. While pursuing his GED, Anthony also participated in YES workshops which consisted of resume/job interview training and leadership training which greatly enhanced his soft skills and also assisted Anthony to become more social and outspoken.

Anthony also participated in a summer internship with the Eden Computer Clubhouse learning about 3D printing and graphic design. By March 2016, Anthony had received tutoring for his final two GED tests through the YES program and successfully passed all four exams by April 18, 2016. As a result of his accomplishment, Anthony had a new mindset and the motivation to be successful. Anthony's next step was enrolling in a technology focused youth program called Year-Up based in San Francisco and his goal is to become a computer engineer.

### Meet Rebekah...

**Rebekah** is a Ugandan immigrant and talented artisan who was inspired to share the artistry of her homeland through her business, Lwanga Design. After coming to the United States, Rebekah learned about how the apparel business works in this country by working as an assistant buyer for several large department stores. But she didn't want to just be buying and selling other people's things; she wanted to make and sell her own items.

AnewAmerica's AC-OCAP funded program appealed to Rebekah because it spoke to her needs as an immigrant entrepreneur. "When you come from another country, you have to start from scratch. When I see [fellow entrepreneurs] working with their own businesses, I feel a sense of enthusiasm and reinforcement of my own goals. AnewAmerica offers so many connections in the areas of community development, social responsibility and financial literacy that apply to people from all different social statuses."

Thanks to the help of AnewAmerica's program, her African-inspired products are finding a global marketplace, enabling her to work toward economic security for her family and others.

# **Alameda County – Oakland Community Action Partnership**

## **2018-2019 Community Action Plan**



### **California Department of Community Services and Development**

#### **Community Services Block Grant**



## PURPOSE

The Community Action Plan (CAP) serves as a two (2) year roadmap demonstrating how Community Services Block Grant (CSBG) eligible entities plan to deliver CSBG services. The CAP identifies and assesses poverty related needs and resources in the community and establishes a detailed plan, goals and priorities for delivering those services to individuals and families most affected by poverty. CSBG funds may be used to support activities that assist low-income families and individuals, homeless families and individuals, migrant or seasonal farm workers and elderly low-income individuals and families by removing obstacles and solving problems that block the achievement of self-sufficiency.

Community Action Plans must adhere to the following federal and state laws:

### **COMPLIANCE WITH FEDERAL LAW**

To comply with the Community Services Block Grant (CSBG) Act, Public Law 105-285, Section 676b (11) eligible entities must complete a Community Action Plan (CAP), as a condition to receive funding through a Community Services Block Grant. Federal law mandates the eligible entities to include a community-needs assessment in the CAP for the community served.

### **COMPLIANCE WITH STATE LAW**

To comply with California Government Code 12747 pertaining to the Community Services Block Grant Program, Community Action Plans are to be developed using processes that assess poverty-related needs, available resources, feasible goals and strategies, and that yield program priorities consistent with standards of effectiveness established for the CSBG program. The CAP should identify eligible activities to be funded in the program service areas and the needs that each activity is designed to meet. Additionally, CAPs should provide for the contingency of reduced federal funding.

### **COMPLIANCE WITH CSBG ORGANIZATIONAL STANDARDS**

As described in the Office of Community Services (OCS) Information Memorandum (IM) #138 dated January 26, 2015, CSBG eligible entities will comply with implementation of the Organizational Standards. Compliance with Organizational Standards will be reported to OCS on an annual basis via the CSBG Annual report. In the section below, CSD has identified the Organizational Standards that provide guidance for the development of a comprehensive community needs assessment. CAP responses should reflect compliance with the Organizational Standards and demonstrate a thorough understanding of the Organizational Standards throughout the development of a comprehensive community needs assessment.

## **CONSUMER INPUT AND INVOLVEMENT**

**Standard 1.1** The organization/department demonstrates low-income individuals' participation in its activities.

**Standard 1.2** organization/department analyzes information collected directly from low-income individuals as part of the community assessment.

## **COMMUNITY ENGAGEMENT**

**Standard 2.2:** The organization/department utilizes information gathered from key sectors of the community in assessing needs and resources, during the community assessment process or other times. This sector would include at minimum: community-based organizations, faith-based organizations, private sector, public sector, and educational institutions.

## **COMMUNITY ASSESSMENT**

**Private Agency - Standard 3.1:** Organization conducted a community assessment and issued a report within the past 3 year period.

**Public Agency - Standard 3.1:** Department conducted a community assessment and issued a report within the past 3 year period, if no other report exists.

**Standard 3.2:** As part of the community assessment the organization/department collects and analyzes both current data specific to poverty and its prevalence related to gender, age, and race/ethnicity for their service area(s).

**Standard 3.3:** Organization/department collects and analyzes both qualitative and quantitative data on its geographic service area(s) in the community assessment.

**Standard 3.4:** The community assessment includes key findings on the causes and conditions of poverty and the needs of the communities assessed.

**Standard 3.5:** The governing board or tripartite board/advisory body formally accepts the completed community assessment.

**Standard 4.2:** The organization's/department's Community Action plan is outcome-based, anti-poverty focused, and ties directly to the community assessment.

**Standard 4.3:** The organization's /department's Community Action Plan and strategic plan document the continuous use of the full Results Oriented Management and Accountability (ROMA) cycle.

**STRATEGIC PLANNING**

**Private Agency Standard 6.4:** Customer satisfaction data and customer input, collected as part of the community assessment, is included in the strategic planning process.

**Public Agency Standard 6.4:** Customer satisfaction data and customer input, collected as part of the community assessment, is included in the strategic planning process, or comparable planning process.

**STATE PLAN AND APPLICATION REQUIREMENTS**

As required by the CSBG Act, Public Law 105-285, states are required to submit a state plan as a condition to receive funding. Information provided in the CAP by eligible entities is included in CSDs biennial State Plan and Application.



**COMMUNITY SERVICES BLOCK GRANT  
2018/2019 PROGRAM YEAR COMMUNITY ACTION PLAN  
COVER PAGE AND CERTIFICATION**

TO: Department of Community Services and Development  
Attention: Field Operations Unit  
2389 Gateway Oaks Drive #100  
Sacramento, CA 95833

FROM: Human Services Department/ AC-OCAP 150 Frank Ogawa Plaza, Suite 4340  
Oakland, CA 94612

**Agency Contact Person Regarding Community Action Plan**

Name: Estelle Clemons  
Title: AC-OCAP Program Director  
Phone: 510-238-3597 Ext: \_\_\_\_\_  
Fax: 510-238-2367  
Email: eclemons@oaklandnet.com

**CERTIFICATION OF COMMUNITY ACTION PLAN AND ASSURANCES**

The undersigned hereby certifies that this agency complies with the Assurances and Requirements of this 2018/2019 Community Action Plan and the information in this CAP is correct and has been authorized by the governing body of this organization.

Gladys Green  
Board Chairperson

June 29, 2017  
Date

Ama Bell  
Executive Director

6/28/17  
Date

# TABLE OF CONTENTS

The CAP is to be arranged in the order below. Please include the appropriate page numbers for reference. Additional attachments are to be added as appendices.

(Insert Page Numbers)

Cover Page and Certification.....	<u>1</u>
Checklist.....	<u>3</u>
Vision Statement.....	<u>4</u>
Mission Statement.....	<u>4</u>
Comprehensive Community Needs Assessment.....	<u>7</u>
Documentation of Public Hearing(s).....	<u>42</u>
Federal Assurances.....	<u>53</u>
State Assurances.....	<u>62</u>
Individual and Community Eligibility Requirements.....	<u>63</u>
Monitoring and Evaluation.....	<u>65</u>
Data Collection.....	<u>66</u>
Appendices (Optional).....	<u>67</u>

## **2018 - 2019 Community Action Plan Checklist**

The following is a check list of the components to be included in the CAP. The CAP is to be received by CSD no later than **June 30, 2017**:

- Cover Page and Certification**
- Table of Contents**
- Vision Statement**
- Mission Statement**
- Comprehensive Community Needs Assessment**
- Documentation of Public Hearing(s)**
- Federal Assurances**
- State Assurances**
- Individual and Community Eligibility Requirements**
- Monitoring and Evaluation**
- Data Collection**
- Appendices (Optional)**

## VISION STATEMENT

Provide your agency's Vision Statement which describes your agency's values. The vision is broader than any one agency can achieve; the agency collaborates with others in pursuit of this vision.

To end poverty within the City of Oakland and throughout Alameda County

## MISSION STATEMENT

The Mission Statement describes the agency's reason for existence and may state its role in achieving its vision.

Organizational Standard 4.1 references the Mission Statement for private and public entities:

### Private Entities

The governing board has reviewed the organization's mission statement within the past 5 years and assured that:

1. The mission addresses poverty; and
2. The organization's programs and services are in alignment with the mission.

### Public Entities

The tripartite board/advisory body has reviewed the department's mission statement within the past 5 years and assured that:

1. The mission addresses poverty; and
2. The CSBG programs and services are in alignment with the mission.

Provide your agency's Mission Statement

### Mission Statement (Insert Statement)

To improve our community by creating pathways that lead to economic empowerment and prosperity

## COMPREHENSIVE COMMUNITY NEEDS ASSESSMENT

Public law 105-285 requires the state to secure from each eligible entity, as a condition to receive funding, a CAP which includes a community-needs assessment for the community served. Additionally, state law requires each CSBG eligible entity to develop a CAP that assess poverty-related needs, available resources, feasible goals and strategies, and that yields program priorities consistent with standards of effectiveness established for the program (*California Government Code 12747(a)*).

The Community Needs Assessment captures the problems and conditions of poverty in the agency's service area based on objective, verifiable data and information gathered through various sources. Identified problems and conditions must be substantiated by corroboration through public forums, customer questionnaires, surveys, statistical data, evaluation studies, key informants, and/or other reliable sources. The Community Needs Assessment should be comprehensive and serve as the basis for the agency's goals, and program delivery strategies. The Community Needs Assessment should describe local poverty-related needs and be used to prioritize eligible activities offered to low-income community members over the next two (2) years.

As a part of the Community Needs Assessment process, each organization will analyze both qualitative and quantitative data to provide a comprehensive "picture" of their service area. To assist the collection of quantitative data, CSD has provided a link to a data dashboard including instructions and a data dictionary. The link gives agencies access to data for every county in the state. The dashboard can be accessed by clicking on the link or copying and pasting the link in your browser.

[https://public.tableau.com/views/Cap\\_Assessment/CAPData?:embed=y&:display\\_count=yes](https://public.tableau.com/views/Cap_Assessment/CAPData?:embed=y&:display_count=yes)

This data can be used as a starting point for developing your needs assessment. It is derived from data sources that align to the federal assurances required for the Community Services Block Grant. Each respondent is responsible for providing information regarding the needs around each federal assurance to indicate whether the agency or some other entity is providing the services.

By clicking on the State and County level Data page, the user will have access to quantitative poverty data. Analysis of the data collected is critical and must include not only the summarization of findings, but the identification, measurement and reporting of improvements and changes in the community both in the conditions and resources to assist low-income consumers on their journey towards self-sufficiency.

In the space below, provide a narrative description of the causes and conditions of poverty affecting the community in your service area such as: child care, community housing, crime, educational achievement, employment/unemployment, income management, healthcare, homelessness, nutrition, and other factors not listed. In particular, describe how the agency ensures that the Community Needs Assessment reflects the current priorities of the low-income population in the service area, beyond the legal requirement for a local public hearing of the CAP.

Agencies should describe the methods and strategies used to collect the information and should utilize a combination of activities and tools such as: focus groups, surveys; community dialogue, asset mapping, interviews, and public records.

## Helpful Resources

<b>United States Census Bureau</b> Poverty Data  <a href="#">click here</a>	<b>State of California Department of Justice</b> Statistics by City and County  <a href="#">click here</a>	<b>U.S. Department of Housing and Urban Development</b> Homelessness Assistance  <a href="#">click here</a>
<b>Employment Development Department</b> Unemployment Insurance Information by County  <a href="#">click here</a>	<b>California Department of Education</b> Facts about California Schools Using DataQuest  <a href="#">click here</a>	<b>California Department of Public Health</b> Statistical Data  <a href="#">click here</a>
<b>Bureau of Labor Statistics</b> Labor Data  <a href="#">click here</a>	<b>California Department of Finance</b> Various Projections/ Estimates  <a href="#">click here</a>	<b>Community Action Partnership</b> Community Action guide to develop a CNA  <a href="#">click here</a>
<b>A Comprehensive Community Needs Assessment (CCNA) Tool</b> Statistical Data to assist CNA development  <a href="#">click here</a>		

### Comprehensive Community Needs Assessment (Insert Narrative)

## **Overview**

The Alameda County-Oakland Community Action Partnership (AC-OCAP) is committed to addressing poverty and its effect on the City of Oakland and throughout Alameda County. AC-OCAP continuously strives to support the County's underserved low-income communities by identifying existing and emerging needs through activities such as community surveys, focus groups, civic engagement, monthly public meetings, and community forums. Through these processes of assessing the community's needs, AC-OCAP is able to identify and address issues, barriers, lack of access, and gaps in services that directly prevent Alameda County's underserved low-income communities from thriving. Gathering information about the community's needs and its resources is essential to ensuring that AC-OCAP's programs and services continue to meet the diverse needs of Alameda County's low-income population.

AC-OCAP uses its strategic planning process to foster internal and external reflection and to adapt and respond to new information and data from key stakeholders and community members in an effort to address the emerging needs of Alameda County's underserved low-income population. Every two years AC-OCAP conducts a comprehensive community needs assessment to update its community profile. The profile is based on a thorough literary review, data published by the U.S. Census, and responses from community surveys and focus groups.

## **Alameda County Demographics**

**Population:** Per the 2011-2015 American Community Survey (ACS) 5-Year Estimates, Alameda County's total population is estimated at **1,584,983** residents, a 4.9% increase from the 2010 census report. The City of Oakland has **408,073** residents, an increase of 4.4%. The surrounding County, excluding Oakland and Berkeley, has experienced a 5.2% increase with **1,059,526** residents as compared to the 2010 census.

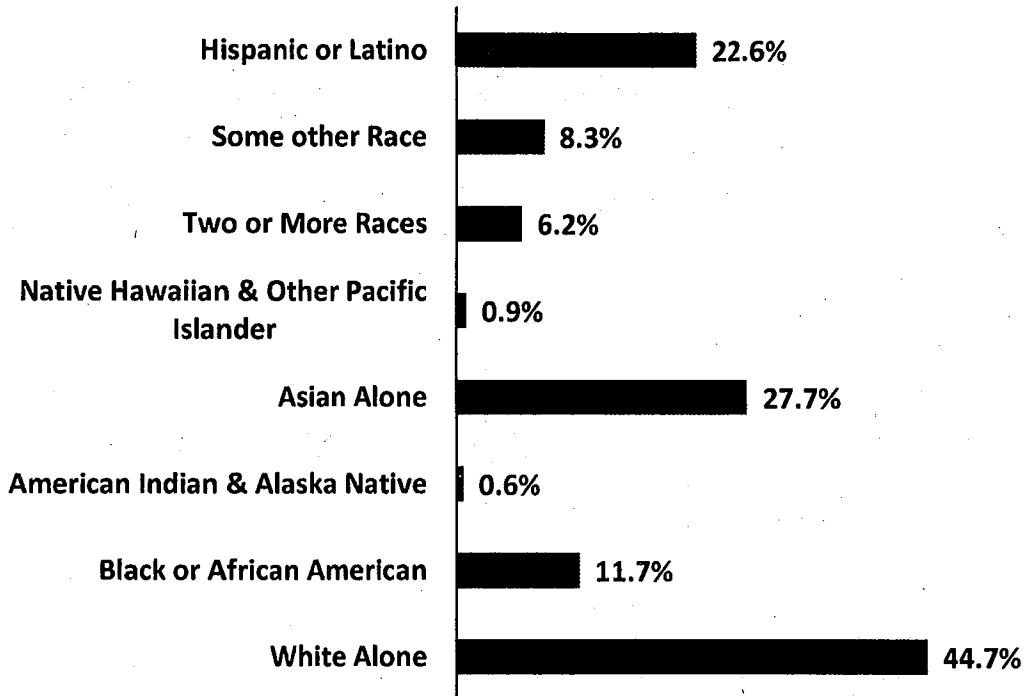
	<b>2000 Population</b>	<b>2010 Population</b>	<b>2015 Population</b>	<b>Percent Change</b>
<b>Alameda County</b>	1,443,741	1,510,271	<b>1,584,983</b>	+4.9%
<b>Oakland</b>	399,484	390,724	<b>408,073</b>	+4.4%
<b>Berkeley</b>	102,743	112,580	<b>117,384</b>	+4.3 %
<b>Alameda County (excl. Oakland and Berkeley)</b>	941,514	1,006,967	<b>1,059,526</b>	+5.2%

Source: US Census Bureau 2000, 2010, American Community Survey 5-Year Estimates – 2011-2015

**Race/Ethnicity:** According to the 2011-2015 ACS report, **44.7%** (708,558) of Alameda County's population are White; **11.7%** (184,883) are African American; **27.7%** (439,055) are Asian; **0.6%** (9,813) are American Indian/Alaska Native (AIAN); **0.9%** (13,760) are Native Hawaiian and Other Pacific Islander (NHPI); **6.2%**

(97,575) are two or more races; and 8.3% (131,339) are some other race. 22.6% (358,168) of Alameda County's residents identify as Hispanic/Latino.

## Race and Ethnicity



Source: US Census Bureau, 2011-2015 ACS 5-Year Estimates - DP05 - Demographics and Housing Estimates

The following chart provides a breakdown of each city in Alameda County's population by ethnicity. The largest percentage of Hispanic/Latino population reside in Cherryland (55.6%), Ashland (45.9%), and Hayward (40.4%). The largest percentage of Asians are in Fremont and Union City at 53% each. Whites are the most populous across the County, but the largest percentage of Whites reside in Sunol (84.6%), Livermore (79.3%), and Piedmont (73.1%); some of the more affluent areas in the County. The largest percentage of African Americans live in the County's largest urban area, the City of Oakland (26%), followed by Fairview (21.3%) and Ashland (19.8%).

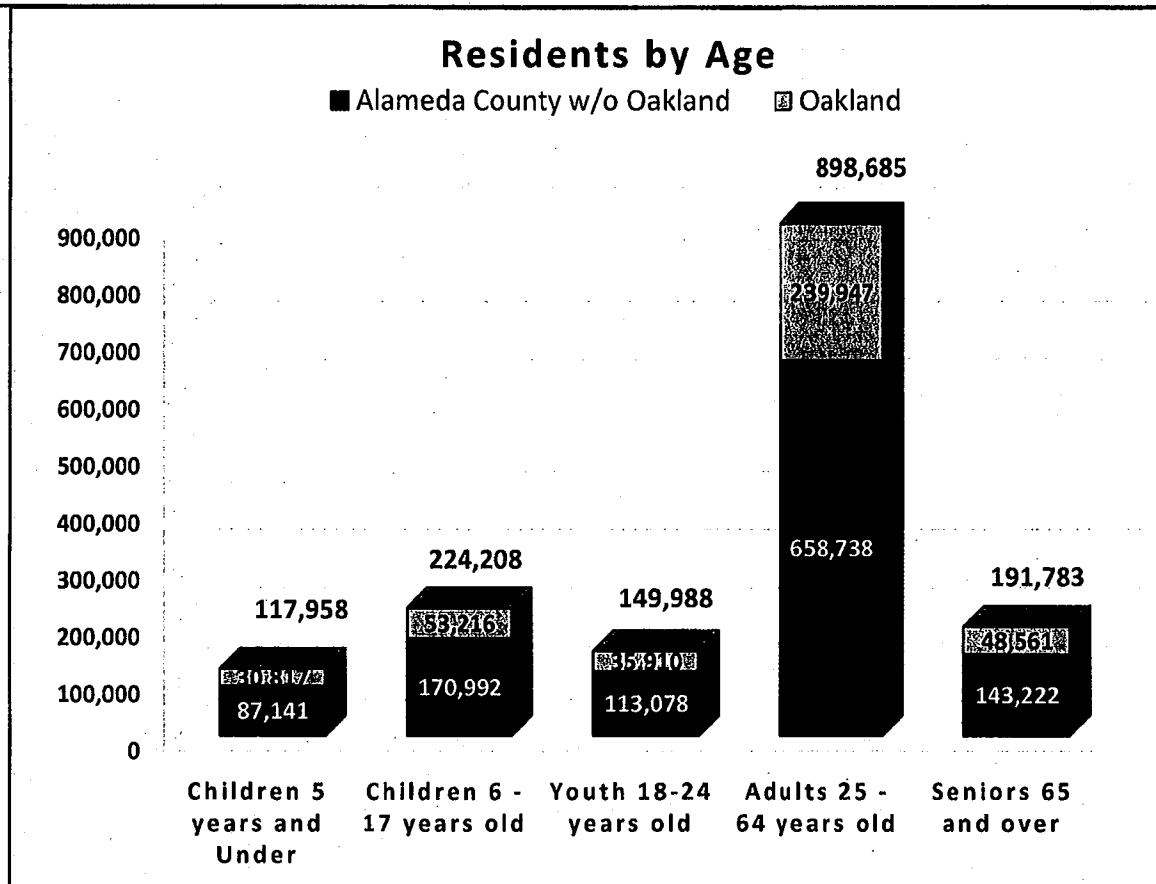


### 2011-2015 Percentage of Population by Ethnicity at City Level

Cities	Total pop.	White	Black /AA	AI/AN	Asian	NHPI	Other Races	2 races	Hispanic
Alameda	76,733	49.3%	7.2%	0.3%	31.5%	0.7%	3.7%	7.3%	11.8%
Albany	19,249	53.7%	4.4%	1.2%	26.9%	1.0%	4.0%	8.8%	12.9%
Ashland	24,226	46.1%	<b>19.8%</b>	1.5%	17.7%	0.5%	9.3%	5.1%	<b>45.9%</b>
Berkeley	117,384	62.4%	7.6%	0.5%	19.6%	0.2%	3.4%	6.2%	11.4%
Castro Valley	62,044	58.0%	6.4%	0.4%	24.6%	1.0%	4.3%	5.3%	18.6%
Cherryland	15,470	52.2%	9.8%	0.1%	9.5%	3.0%	17.5%	7.9%	<b>55.6%</b>
Dublin	52,063	49.8%	6.3%	0.6%	33.8%	0.3%	3.5%	5.7%	11.7%
Emeryville	10,830	47.7%	14.0%	1.4%	26.1%	0.1%	3.9%	6.8%	9.8%
Fairview	10,568	51.4%	<b>21.3%</b>	0.2%	14.2%	0.2%	4.0%	8.7%	24.3%
Fremont	225,221	28.0%	3.3%	0.6%	<b>53.7%</b>	0.9%	7.4%	6.1%	13.9%
Hayward	152,401	40.8%	11.6%	0.7%	25.2%	2.4%	13.3%	6.1%	<b>40.4%</b>
Livermore	85,286	<b>79.3%</b>	1.3%	0.2%	10.6%	0.2%	2.7%	5.6%	20.4%
Newark	44,207	36.9%	4.4%	0.5%	28.9%	0.8%	21.5%	7.1%	34.7%
Oakland	408,073	39.1%	<b>26.0%</b>	0.8%	16.1%	0.6%	11.1%	6.3%	26.1%
Piedmont	11,099	<b>73.1%</b>	0.9%	0.2%	18.8%	0.1%	0.6%	6.4%	4.4%
Pleasanton	75,009	64.0%	2.0%	0.1%	27.6%	0.4%	1.5%	4.4%	10.1%
San Leandro	88,329	41.1%	12.0%	1.1%	32.1%	1.2%	6.7%	5.8%	27.3%
San Lorenzo	24,891	50.8%	4.7%	1.1%	24.6%	0.8%	11.8%	6.3%	37.2%
Sunol	985	<b>84.6%</b>	0.0%	0.0%	4.4%	0.4%	7.4%	3.2%	8.2%
Union City	72,690	20.9%	5.3%	0.5%	<b>53.0%</b>	1.6%	11.5%	7.2%	21.5%

Source: US Census Bureau, American Community Survey 5-Year Estimates – 2011-2015

**Age:** The 2011-2015 ACS reports that the median age in Alameda County is **37**. Of the 1,584,983 residents, **117,958 (7.4%)** are children 5 years of age and under, **224,208 (14.1%)** are children between 6 and 17, and **148,988 (9.4%)** are youth between 18 and 24 years of age. Fifty-seven percent of the population (**898,685**) are between the ages of 25 and 64, and seniors, 65 years and older, account for **191,783 (12.1%)**. Oakland's age group percentages are similar to the County's; however, the median age is 36. It is worth noting that the number of children and youth under 24 years of age decreased 1.2% for Alameda and 3.3% for Oakland since 2013, while the number of seniors 65 and over increased 9.6% in Alameda and 7.3% in Oakland.



Source: U.S. Census Bureau, 2011-2015 American Community Survey 5-Year Estimates - S0101

**Nativity and Language:** The 2011-2015 American Community Survey (ACS) reports that **32.2%** (472,424) of the people living in Alameda County, excluding Berkeley, are foreign-born while **67.8%** (995,175) are native born. Of the foreign-born population in Alameda County, excluding Berkeley, **60.7%** (286,542) are from Asia; **29.8%** (140,961) are from Central and South America; **5.4%** (25,499) are from Europe; and **2.6%** (12,272) are from Africa. For the foreign-born residents at least five years old, **89%** speak a language other than English at home and **11%** speak English only. Spanish is spoken by **26.5%** (131,063) of the foreign born Alameda County residents that speak a language other than English; **43.5%** (215,081) speak an Asian or Pacific Island language; **16.5%** (81,502) speak an Indo-European language, and **2.7%** (13,280) speak some other language.

**Households and Families:** As reported in the 2011-2015 ACS, there are **558,907** households in Alameda County and the average household size is 2.78 individuals. Families make up **66%** (368,905) of the households in the County while nonfamily households comprise **34%** (190,002). Notably, **31.2%** (174,479) of Alameda County's households reported having children of their own under the age of 18 that are living with them, while **8.4%** (46,948) reported having someone living in the household over the age of 65.

### **Low-Income Profile**

The Alameda County Department of Public Health reported in their Alameda County Health Data Profile, 2014, *Community Health Status Assessment for Public Health Accreditation* that **one in fifteen White residents** live in high-poverty neighborhoods compared to **one in nine Asians**, **one in four Latinos**, and **one in three African Americans**. This data shows that poverty is place-based, and concentrated in specific communities in Alameda County. Residents in high poverty areas are twice as likely to lack access to employment, four times more likely to not have a high school diploma, and eight times more likely to experience higher rates of homicide. Based on the 2017 federal poverty guidelines below, the income threshold for an individual living in poverty is \$12,060 annually (around \$5.80 per hour); while the federal minimum wage is \$7.25 per hour, and California minimum wage is \$10.50 per hour.

#### CSBG 100% Poverty Guidelines (January 1, 2017 to December 31, 2017)

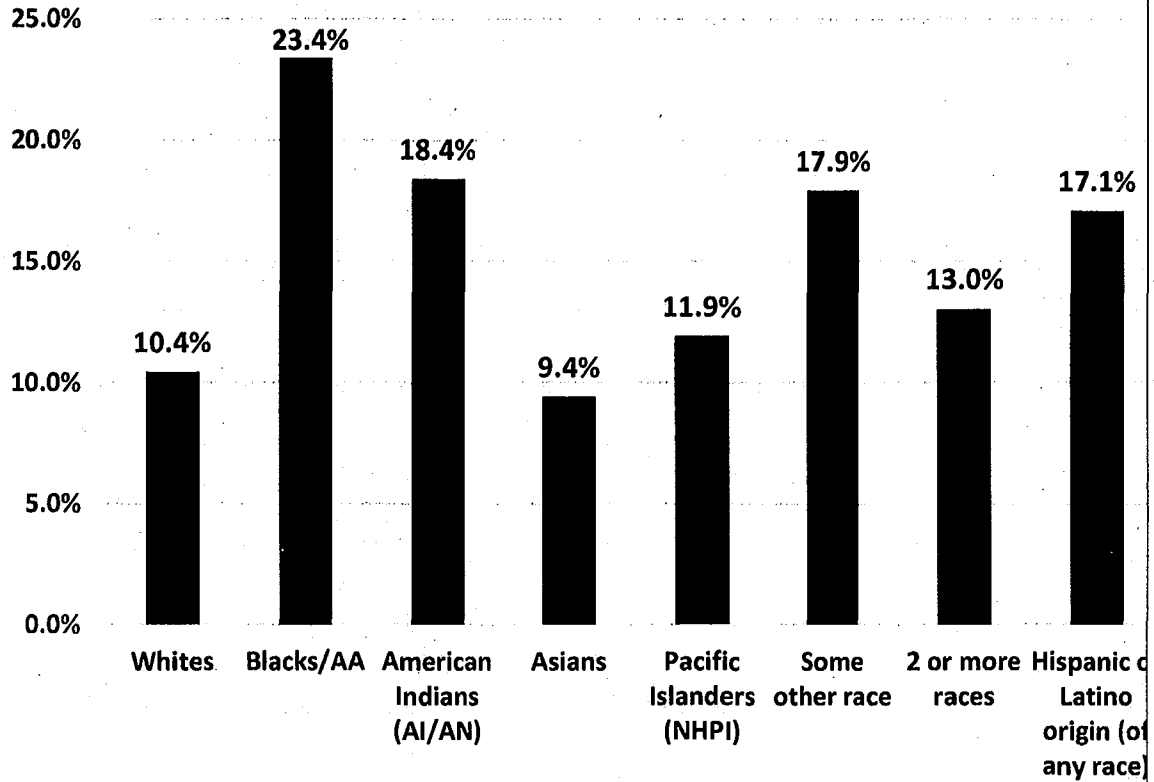
Size of Family Unit or Number in Household	Monthly Income	Annual Income (100% of poverty)
1	<b>\$1,005.00</b>	<b>\$12,060</b>
2	\$1,353.33	\$16,240
3	\$1,701.67	\$20,420
4	\$2,050.00	\$24,600
5	\$2,398.33	\$28,780
6	\$2,746.67	\$32,960
7	\$3,095.00	\$37,140
8	\$3,443.33	\$41,320

For Family units with more than 8 members, add \$4,180/year for each additional member

Source: 2017 U.S. Dept. of Health & Human Services Poverty Guidelines <https://aspe.hhs.gov/poverty-guidelines>

**Poverty:** The 2011-2015 American Community Survey (ACS) estimates that **12.5%** (194,639) of Alameda County residents lived below the federal poverty level. For Alameda County's African American population, that percentage is **23.4%** even though they account for only 11.7% of the total population in the County. This is more than twice that of their White counterparts at 10.4% and Asians at 9.4%.

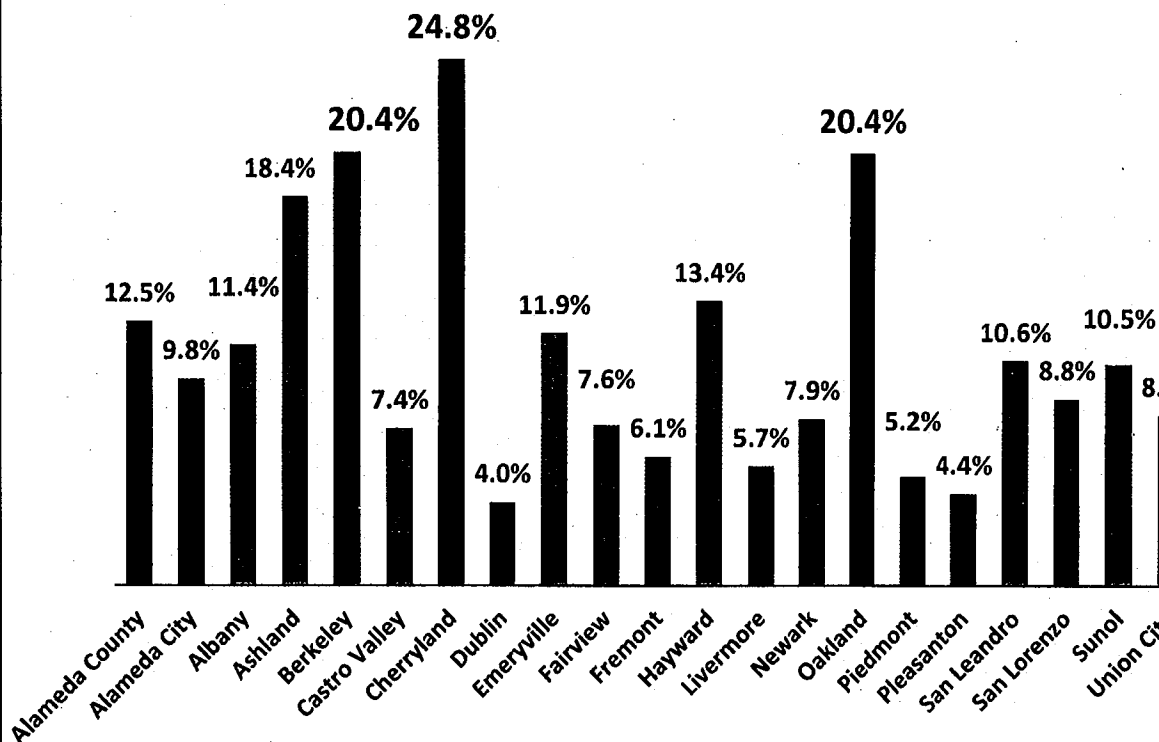
### Alameda County Population Living Below Poverty Level By Race/Ethnicity



Source: U.S. Census Bureau, 2011-2015 American Community Survey 5-Year Estimates S1701

Geographically, the U.S. Census Bureau defines a high poverty as an area where 20% or more of the residents are living at or below the federal poverty level. Extreme poverty is an area where more than 40% of the residents are living below the poverty level. Based on the data, the unincorporated neighborhood of Cherryland has the highest poverty rate in the County at 24.8%, followed by Oakland and Berkeley (20.4%) and Ashland (18.4%).

## Percentage of Population Below Poverty in Alameda County



Source: US Census Bureau, 2011-2015 American Community Survey 5-Year Estimates - S1701

**Gender:** Women represent 51% of Alameda County's population, and 107,296 (13.5%) are living in poverty. Men account for 49% of the population, and 87,343 (11.4%), are living in poverty. In Oakland, the gender percentages are the same as the County, but 45,797 women (22.1%) and 36,368 men (18.6%) are living in poverty. The largest gender differences are in the cities with the higher poverty rates – Cherryland, Oakland Berkeley, Ashland, and Hayward. (**Organizational Standard 3.2**).

**Families:** The U.S. Census 2011-2015 ACS reports 50,059 Alameda County families with children live below the federal poverty level; 19,140 (38.2%) are married couples, 4,719 (9.4%) are male head of households, and 26,200 (52.3%) are female head of households.

**Youth:** Children are overrepresented among Alameda County's poor. Approximately **one in seven** children under 18 (51,380) live in poverty in Alameda County per the 2011-2015 ACS survey. Children of color experience higher poverty rates than any other ethnic group; 30.4% are African-American, 37.5% are Other

Races, 40.3% are Hispanics, and 43.3% are 2 or more races, and 15% are Asian. High poverty rates are also prevalent for children of color in the cities of Ashland, Cherryland, Hayward, and Oakland. Youth living in high-stressor neighborhoods are negatively impacted in their academic success, health, safety, and transitions into adulthood. (**Organizational Standard 3.2**).

**Seniors:** The 2011-2015 American Community Survey estimates that there are 187,614 residents 65 years and older living in Alameda County and it is estimated that 9.2% (17,339) of Alameda County seniors live below the federal poverty level. The largest numbers of seniors living below the poverty line live in Oakland, Fremont, Hayward, Berkeley, San Leandro, Alameda, and Union City. However, the cities with the highest percentage of seniors living below the poverty line are Cherryland (24.7%), Oakland (14.0%), Ashland (13.5%), and San Lorenzo (10.0%). In the County, 61.9% (118,872) of the seniors speak English only, 34.3% (64,375) have a disability, 25.3% (46,969) live alone, and 15.7% (29,387) are veterans.

Like the Self-Sufficiency Standard, the California Elder Economic Security Standard Index (Elder Index) is a county-specific measure of the minimum income needed for older adults to meet their basic needs. For a single senior renting a one bedroom apartment in Alameda County, they would need \$29,160 to meet their basic annual expenses for housing, utilities, food, transportation, health care, and miscellaneous expenditures (**Organizational Standard 3.2**).

**Immigrants:** Alameda County is one of the most diverse counties in the nation, yet people of color disproportionately live in high-poverty and segregated neighborhoods. The 2011-2015 ACS indicates that **12.7%** (62,418) of Alameda County foreign born residents live below the poverty level, while **23.5%** (25,450) of foreign born residents in Oakland live below the federal poverty level. In addition, according to the Migration Policy Institute, there are approximately 105,000 unauthorized immigrants in Alameda County. Mexico accounts for the largest number of immigrants (54,000), followed by China (9,000), India (8,000), Guatemala (6,000), and El Salvador (6,000).

### **Indicators of Poverty within Alameda County**

Poverty is deeply rooted in a number of social issues such as unemployment and low-wages, inadequate or unaffordable housing, poor health, lack of food security, inadequate access to medical and social services, low educational attainment, and criminal victimization. As part of a comprehensive effort to gauge the community's well-being, the Alameda County-Oakland Community Action Partnership reviews the following community indicators (**Organizational Standard 3.5**).

**Income:** According to the 2011-2015 ACS, the estimated median household income in **Alameda County** is **\$75,619**, a 4.9% increase from the 2009-2013 estimate of \$72,112. Asians earn a median income of \$95,216 and Whites earn \$82,824, while Hispanics earn \$57,291 and African Americans earn \$42,093. The median incomes for Oakland residents are much lower. Asians earn \$44,078,

Whites earn \$77,527, while Hispanics earn \$46,597 and African Americans earn \$36,716.

Seventeen-point-five percent (97,768) of the Alameda County households report an annual income of less than \$24,999 and 34.6% (2,262) of the female-headed households with children under the age of 5 have incomes below the poverty level. An estimated 130,589 households receive social security, averaging about \$17,196 per year, while 86,162 households receive retirement income averaging about \$31,488 per year. In addition, 32,315 households receive supplemental social security income averaging about \$9,866 per year; 21,594 households receive cash public assistance, averaging about \$5,152 per year, and 40,774 households report receiving Food Stamps/Supplemental Nutrition Assistance Program (SNAP) benefits.

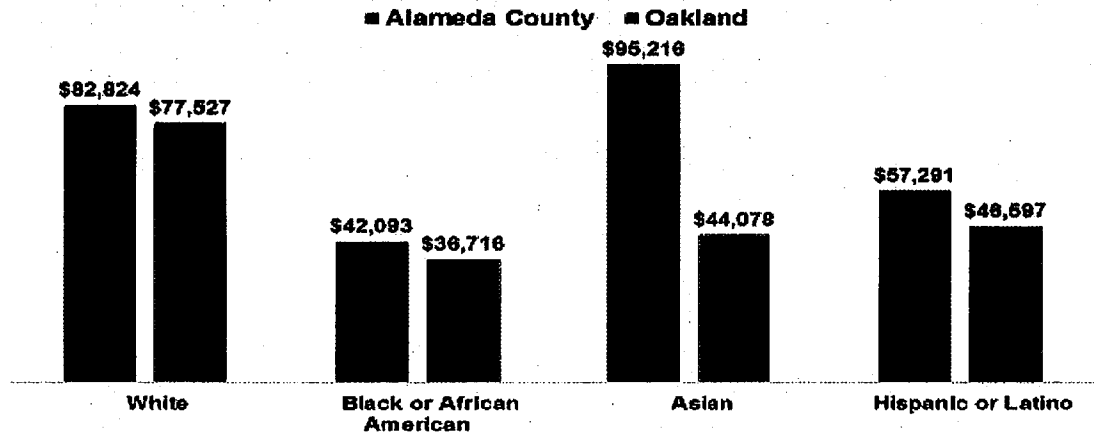
As for the **City of Oakland**, the estimated median household income is **\$54,618**, a 3.9% increase from the 2009-2013 ACS of \$52,583. The data further shows that 26% (40,545) of Oakland's residents have an annual income of less than \$24,999 and 42% (1,122) of female-headed households with children under the age of 5 have incomes below the poverty level. An estimated 35,742 households receive social security, averaging about \$15,560 per year, while 21,853 households receive retirement income averaging about \$30,719 per year. In addition, 13,858 receive supplemental social security income averaging about \$10,010 per year; 9,129 receive cash public assistance, averaging about \$5,086 per year; and 18,451 households report receiving Food Stamps/ Supplemental Nutrition Assistance Program (SNAP) benefits within the past 12 months.

A further look at household median income by race shows the social and economic disparity that exist amongst Alameda County's residents.

## Household Income

Alameda County median income: **\$75,619**  
 City of Oakland median income: **\$54,618**

## Household Income by Race



Source: US Census Bureau, 2011-2015 ACS 5-Year Estimates -- S1903

The Insight Center for Community Economic Development's (ICCED) Self-Sufficiency Standard for all California counties states that a family of three, consisting of one adult with one preschooler and one school-age child, would need an annual household income of **\$66,326** to meet their basic needs. In 2017, this would require a 40-hour per week job earning **\$31.40** per hour to meet the Alameda County Self-Sufficiency Standard, which is more than three times the \$20,420 poverty level for a family of three. For a family of three to exceed the federal poverty level, they would need to work a 40-hour week earning at least \$9.82 per hour.

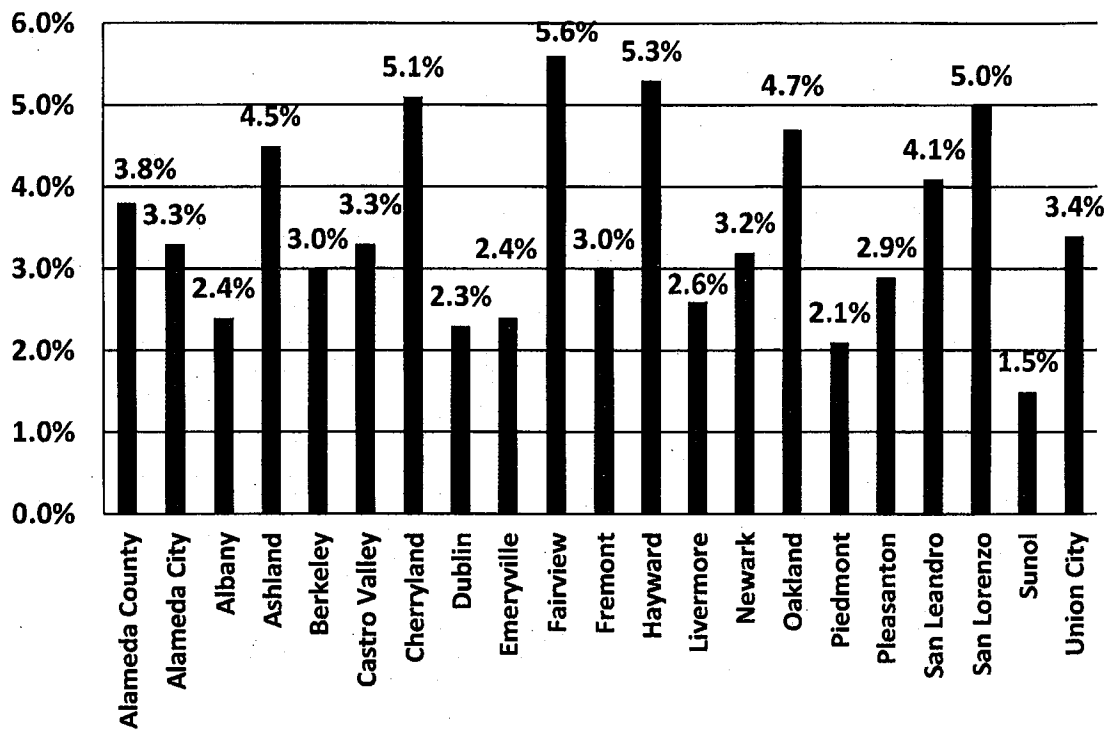
**Unemployment:** As of December 2016, the California Employment Development Department (EDD) estimates Alameda County's unemployment rate at **3.8%** (31,700), compared to **6.1%** statewide. Out of the **836,100** individuals currently documented as being in the labor force in Alameda County, **31,700** are unemployed.

Between 2001 and 2014, Alameda County experienced the lowest jobless rate in 2001 at **3.7%** and the highest rate in 2011 at **11.5%**. Since 2011, the unemployment rate has **decreased by 7.7% to a rate of 3.8% across the County**. Oakland's unemployment rate is **4.7%**, a significant decrease from the 2011 rate of **15.6%**.

Below is a bar graph showing the unemployment rate for cities and unincorporated areas in Alameda County. The highest unemployment rates as of December 2016 are in Fairview at **5.6%**, Hayward at **5.3%**, and Cherryland at **5.1%**.



## Unemployment Rate in Alameda County



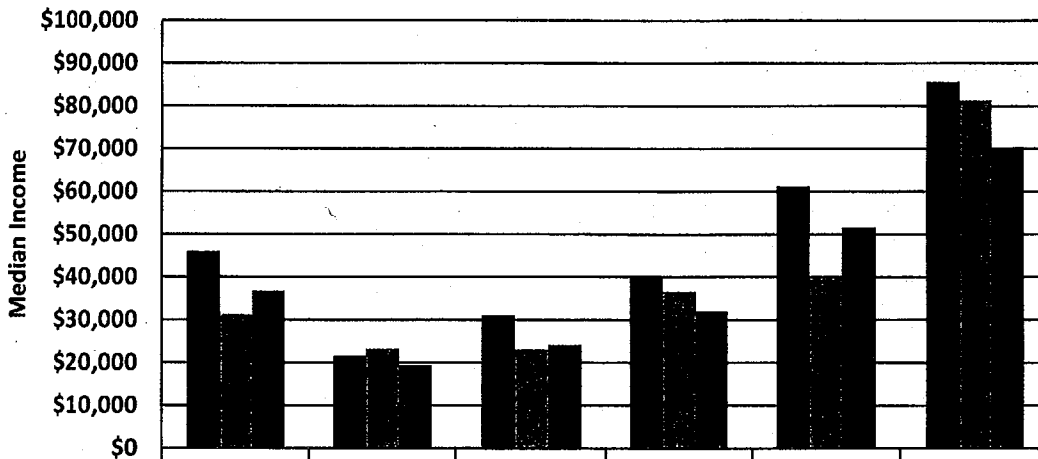
Source: California Employment Development Department, Local Area Unemployment Statistics, December 2016

**Education:** The 2011–2015 ACS reports that **23.4%** of Alameda County residents age 25 years and older who did not graduate from high school live in poverty; 13.6% obtained a high school diploma or equivalent; 9.9% received some college or associate's degree; and 4.9% of residents obtained a bachelor's degree or higher. In the two Alameda County unincorporated areas of **Ashland** and **Cherryland**, the percentage of people living in poverty who have less than a high school diploma totals **25.7%** and **30.2%**, respectively. Comparatively, the poverty rate for **Oakland** residents 25 years and older with less than a high school diploma is **31.8%** (91,574), 22.8% for those with a high school diploma, 17% with some college, and 6.7% with at least a bachelor's degree.

The level of education also influenced the median earnings for Alameda County residents. The 2011-2015 ACS notes that Alameda County residents 25 years or older who had **less than a high school degree** had median earnings of **\$21,572**; individuals with a **high school degree or equivalent** had median earnings of **\$31,199**; individuals with **some college** had median earnings of **\$40,141**; individuals with a **bachelor's degree** had median earnings of **\$61,330**; and individuals with a **graduate or professional degree** had median earnings of **\$85,732**.

## Educational Attainment & Median Income 2011-2015

■ Alameda County ■ Ashland ■ Oakland



	Population 25 years and over with earnings	Less than high school graduate	High school graduate or equivalency	Some college or associate's degree	Bachelor's degree	Graduate or professional degree
Alameda County	\$46,100	\$21,572	\$31,199	\$40,141	\$61,330	\$85,732
Ashland	\$31,296	\$23,247	\$23,169	\$36,738	\$39,796	\$81,495
Oakland	\$36,738	\$19,308	\$24,083	\$32,064	\$51,569	\$70,383

Source: 2011-2015, American Community Survey 5 Year Estimates – S1501 Educational Attainment

The students in Alameda County continue to show improvement in their educational achievement. The dropout rate among Alameda County high school cohorts in the 2015-2016 academic year is 8.6%, a reduction of 2.0% from the previous academic year's rate (10.6%). This follows a 2.5% decline from the 13.1% rate for 2011-2012. The County's dropout rate of 8.6% is 1.2% lower than the State of California's overall rate of 9.8% (The California Department of Education). The **20.3%** dropout rate for Oakland Unified School District is higher than both the County and State rates. African American and Hispanic students comprise the largest number of dropout students in both Oakland and Alameda County. They also represent 75% of the suspended students, more than any other ethnic group of students.

**Child Care:** There are 343,309 people under 18 years old living in Alameda County and **51,380 (26.4%)** are living in households below the federal poverty level. Oakland has 84,373 people under 18 years old and **23,737 (28.9%)** are living in households below the federal poverty level. Children five years and under living in households below the poverty level number 18,078 (15.3%) in Alameda County and 8,372 (27.2%) in Oakland. African American children represent 25% of the children five and under living below the poverty level in Alameda County, and 33% in Oakland. Hispanic children account for 50% in both Alameda County and Oakland.

According to Kidsdata.org (2014), Alameda County residents pay more for child care than the state average, but finding affordable high quality child care in Alameda County is very difficult and beyond reach even for families who receive a subsidy. The annual cost to care for an infant in a child care center is \$15,435, and \$10,085 in a family care home; while the cost of caring for a preschooler at a child care center is \$11,113, and \$7,850 at a family care home. Child care service providers contracted to provide child care are reimbursed at rates so low that they cannot cover their full costs, which results in fewer children receiving subsidized care.

In October 2015, Governor Jerry Brown signed AB 833 that authorized an Alameda County Child Care Subsidy Project specifically tailored to meet the needs and goals of the local community and to explore solutions to the problems that the State's 'one-size-fits-all' child care subsidy presents to high cost counties like Alameda. Some of the key goals are to increase the viability of the Alameda subsidized child care system for contractors, increase the stability of care placements for families, and to increase the ability of low-income families to move toward self-sufficiency through higher earnings.

**Health:** A report presented March 2017 by the Alameda County Public Health Department's Community Assessment, Planning, and Evaluation (CAPE) Unit, titled "A Look at Health Inequities in Oakland and Alameda County explored the pressing health concerns facing County residents of color. The report notes how communities of color, the uninsured and socioeconomically disadvantaged communities, continue to rank poorly in regards to overall health. Some general findings uncovered in the report note that African American residents have a shorter life expectancy than other races and that where you live matters.

## Leading Causes of Death in High Poverty Neighborhoods Alameda County, 2013-2015

### 20%+ Poverty, All Ages

Cause of Death	% of All Deaths
1. Cancer	22%
2. Heart Disease	19%
3. Unintentional Injuries	6%
4. Stroke	6%
5. Chronic Lower Respiratory Disease	5%
6. Alzheimers Disease	4%
7. Diabetes	4%

67% of deaths

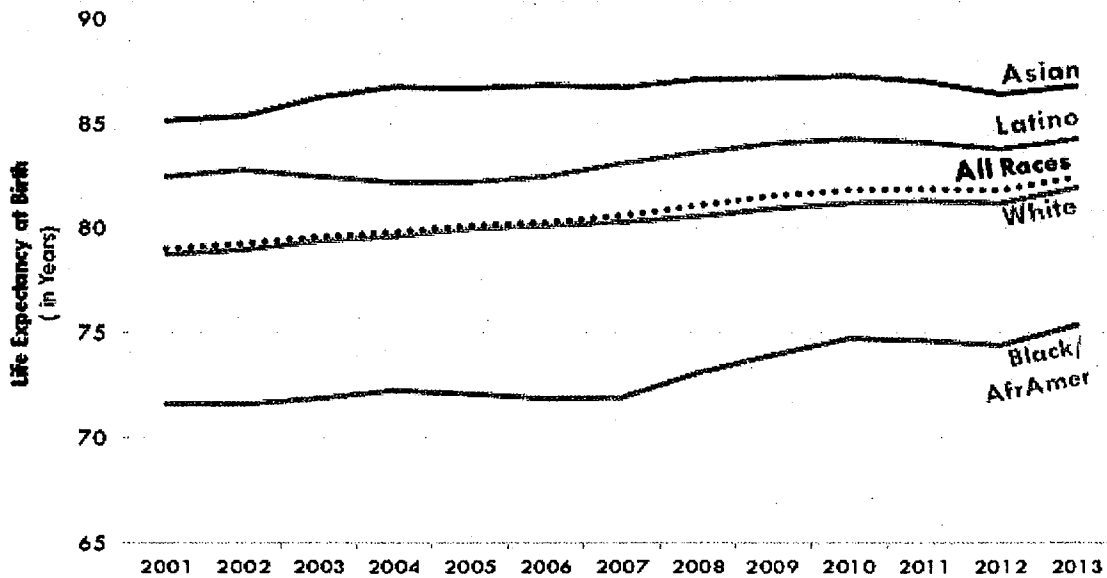
### 20%+ Poverty, Ages 5-24

Cause of Death	% of All Deaths
1. Homicide	44%
2. Unintentional Injuries	23%
3. Suicide	12%

79% of deaths

## RACISM MATTERS: HEALTH INEQUITIES BASED ON RACE/ETHNICITY

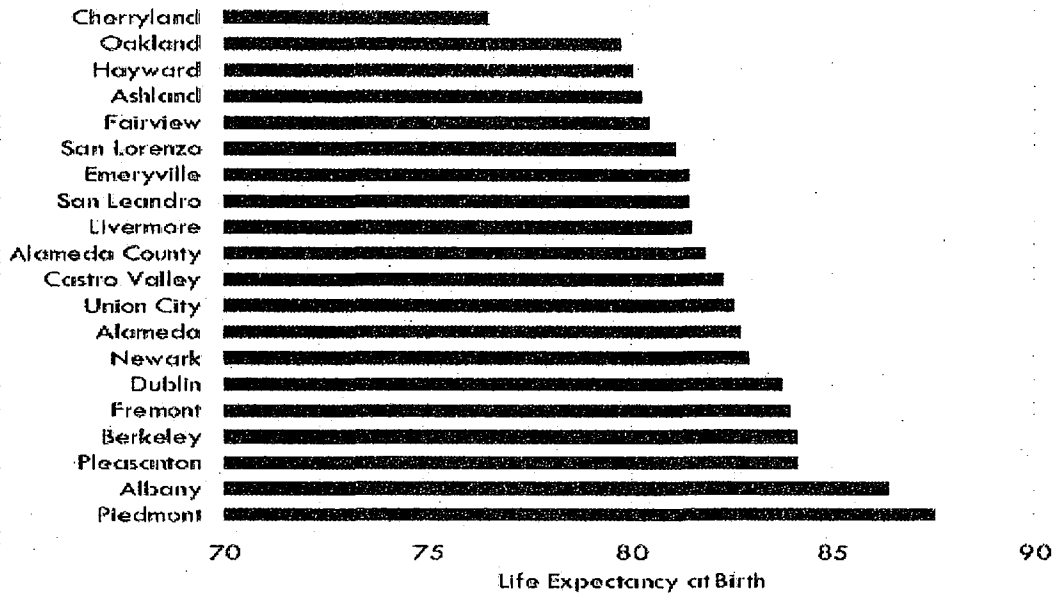
### Life Expectancy Trend by Race, Alameda County, 2000-2014



\*Trend based on 3-yr rolling average data

Source: Alameda County Vital Statistics files, 2000

### Life Expectancy by City/Place, Alameda County



Source: Alameda County Vital Statistics, 2011

The report also found that health habits are closely associated with socioeconomic status, noting that low-income adults are more likely to smoke than high-income adults; low-income individuals are less likely to consume fruits and vegetables than high income individuals; and low-income adults are twice as likely to have high blood pressure than adults in high-income neighborhoods in Alameda County. In addition, women, people of color, seniors, individuals with low educational attainment, and those living in poverty areas are more likely to report fair or poor self-related health.

**Food Security:** The Alameda County Community Food Bank (ACCFB), reports it serves 1 out of every 5 Alameda County residents. In its 2014 Hunger: Alameda County Uncovered report, ACCFB found that 54% of households accessing ACCFB services have at least one member who is employed and 65% of households live below the federal poverty level. The report also found 74% buy inexpensive, unhealthy food, 52% eat food past the expiration date, 40% receive additional help from family or friends, 36% water down food or drinks, and 16% sell or pawn personal property. The survey further found that 57% of respondents had to choose between purchasing food or paying utilities. Eighty-five percent of households indicated they were uncertain where they would get their next meal.

Despite the efforts to improve food security in Alameda County, issues of availability and accessibility to healthy food choices, the lack of participation in supplemental nutrition food programs, and issues of hunger and malnutrition continue to plague many County neighborhoods. In an October 2016 press release, the Alameda County Social Services Agency revealed that only 59% of Alameda County residents who are eligible for CalFresh, California's food stamp program, are

enrolled and receiving benefits. This is the lowest CalFresh enrollment rate in the state.

In an effort to boost CalFresh enrollment, Alameda County Social Services Agency (ACSSA), Alameda County Community Food Bank, (ACCFB), and Alameda County Supervisor Wilma Chan's ALL-IN initiative launched a pilot program to streamline the CalFresh application process and enroll thousands of the 200,000 eligible residents on Medi-Cal who are not enrolled in CalFresh. The CalFresh applications are pre-filled with all the Medi-Cal information and mailed to Medi-Cal recipients as part of their reenrollment packet. Nearly 80% of the Medi-Cal recipients are eligible and can easily be enrolled by signing the CalFresh application and returning it. Registration can also be completed via Food Now, a new pre-screening and eligibility website. Additional pilot programs, "Food as Medicine" and "Food Recovery" have also been launched to address food insecurity and focus on specific populations.

**Affordable Housing:** In Alameda County, where the cost of housing is among one of the highest in the nation, finding affordable housing continues to be a challenge for low-income families. Population growth in the region, coupled with low levels of housing production contribute to Alameda County's high housing costs and the spike in homelessness. Alameda County has had a 74% reduction in federal and state funding for affordable housing since 2008, more than \$115 million over that period. According to the Alameda County Housing and Community Development, 350,000 people moved into the Bay Area from 2010 to 2014. Alameda County accepted 100,000 of the new residents and became the fastest growing county in the State. Since the recession, housing production has been at half the demand rate, vacancy rates have dropped to 3.2%, and average rents have increased significantly.

California Housing Partnership Corporation's (CHPC) publication *Alameda County Renters in Crisis: A Call for Action* (May 2017) states that there is a shortfall of 60,173 homes that are affordable for Alameda County's lowest income renters. These affordable housing numbers are well below the number of affordable housing units needed to meet the existing need. This makes it especially difficult for low-income Alameda County residents to find a suitable place to live where they do not have to choose between paying the rent and buying groceries. Once housing costs (rent or mortgage payment, insurance, taxes, and utilities) exceed 30% of the household's total income, the household is considered to be cost burdened. When households spend more than 50% of their income on housing costs, they are severely cost-burdened.

According to the 2011-2015 ACS, Alameda County Owner-occupied units' account for 52.7% of housing units, and **47.3% are renter-occupied**. Of the 294,644 owner-occupied units, **75.2%** (221,569) are owned with a mortgage or loan and a median market value of \$543,100. Of the 264,263 rental units, nearly 50% require renters to pay 30% or more of their household income to cover the median monthly

rental cost of \$1,367. CHPC states that 34% of very low-income households in Alameda County spend more than 50% of their income on rent. In Oakland, 60% of the 158,424 housing units are renter occupied. Nearly **53%** of the **95,402 renters** pay 30% or more of their household income to cover their rent.

The National Low Income Housing Coalition's, *Out of Reach 2016: California* report, states the Fair Market Rate (FMR) in Alameda County is \$2,103 per month, which is a 32.7% increase over 2015 FMR of \$1,585. Essentially, a family would need 4.0 full-time minimum wage earners (annual household income of \$84,120) to afford a two-bedroom apartment in Alameda County.

In the Oakland Housing Authority's (OHA) "*Making Transitions Work*" Report issued April 2016, Oakland ranks 4<sup>th</sup> in the nation for the highest market rents. OHA has lost 824 units from the Housing Choice Voucher (HCV) program as owners elect to rent to private market tenants and higher rents. OHA requested intervention by HUD for an increase to the Voucher Payment Standards and the Secretary approved an increase up to 125% of the FMR. Staff also reported that there were 7,560 applications for the HCV Program waitlist and 36,422 combined applicants on waitlists for all their housing programs.

**Homelessness:** On January 30<sup>th</sup> of 2017, EveryOne Home estimated that **5,629** individuals were homeless in Alameda County, a 39% increase from 2015. EveryOne Counts, an Alameda County 2017 homeless point-in-time count and survey by EveryOne Home and the Alameda County Public Health Department notes that **86%** of the estimated homeless people are comprised of **single adults** and **69% are unsheltered**, or living in a place not designed or ordinarily used as a regular sleeping accommodation for humans. Men account for 58% of the homeless population, women 41%, and transgender 1%. 49% of the homeless people are African American, 30% are white, and 17% are Latino. The 2017 survey also reports the significant growth in homeless Transition Age Youth as it **increased from 414 in 2015 to 919**, a 122% increase. Veterans accounted for 531 of the homeless people counted, a 21% decrease from 2015. Money issues were recorded as the primary cause for homelessness, while rent assistance, employment assistance, benefits/income, and mental health services were reported as solutions that might have prevented homelessness.

**Public Safety:** According to the State of California Department of Justice (DOJ), Alameda County had **9,679 violent crimes** in 2015 versus 10,356 in 2014, and 11,739 in 2013, showing declines of 11.8% and 6.5% respectively. In 2015, the County had 119 homicides, 568 forcible rapes, a 57% increase from 2013, 4,970 robberies, and 4,022 aggravated assaults. For juvenile arrests, the latest DOJ report shows that Alameda County had 2,274 juvenile arrests in 2014 of which 982 were juvenile felony arrests and 1,111 were misdemeanors. Violent offenses accounted for 42% of the felony offenses and property offenses accounted for 36.8%. The juveniles were placed on probation in 84% of the felony cases. Other probationary reasons include weapon offenses at 5.3% and drug offenses at

8.8%. The chart below shows the distributions of reported violent crimes in Alameda County in 2015. The top five reporting areas include Oakland, Hayward, Berkeley, unincorporated Alameda County, and San Leandro.

Jurisdiction	Violent Crimes	Homicides	Forcible Rapes	Robbery	Aggravated Assaults
<b>County Totals</b>	<b>9,679</b>	<b>119</b>	<b>568</b>	<b>4,970</b>	<b>4,021</b>
Alameda Co. Sheriff's Department	510	6	13	177	314
Alameda	148	2	7	61	78
Albany	34	1	6	16	11
Berkeley	530	1	44	330	155
Dublin	68	0	5	17	46
Emeryville	153	1	3	74	75
Fremont	337	2	49	151	135
Hayward	556	10	71	298	177
Livermore	233	3	20	43	167
Newark	101	1	8	54	38
Oakland	6,051	85	285	3,290	2,391
Piedmont	12	0	3	2	7
Pleasanton	86	0	13	40	33
San Leandro	412	1	23	220	168
Union City	265	3	3	87	172
Alameda E. Bay Reg. Park Dist.	9	2	3	2	2
Alameda E. Bay Mun. Util. Dist.	1	0	0	1	0
Alameda BART	135	1	1	95	38
CSU East Bay	2	0	2	0	0
UC Berkeley	35	0	9	12	14
Union Pacific RR - Alameda	0	0	0	0	0
CA Highway Patrol - Alameda	1	0	0	0	1

Source: State of California Department of Justice, Crime and Clearances Data, 2006-2015

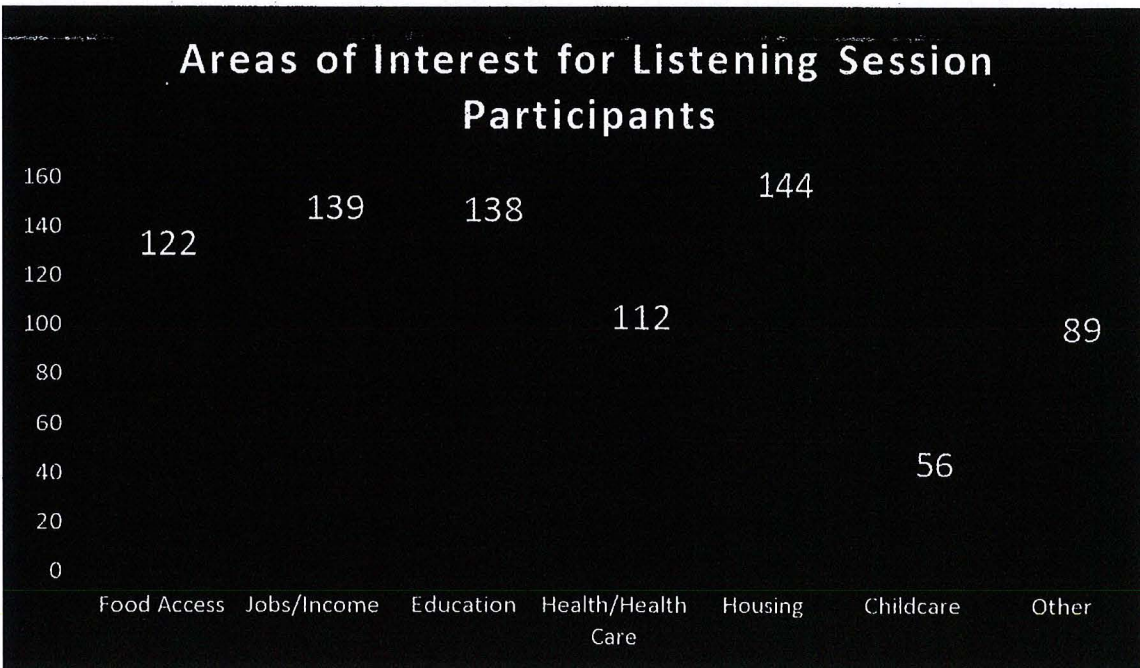
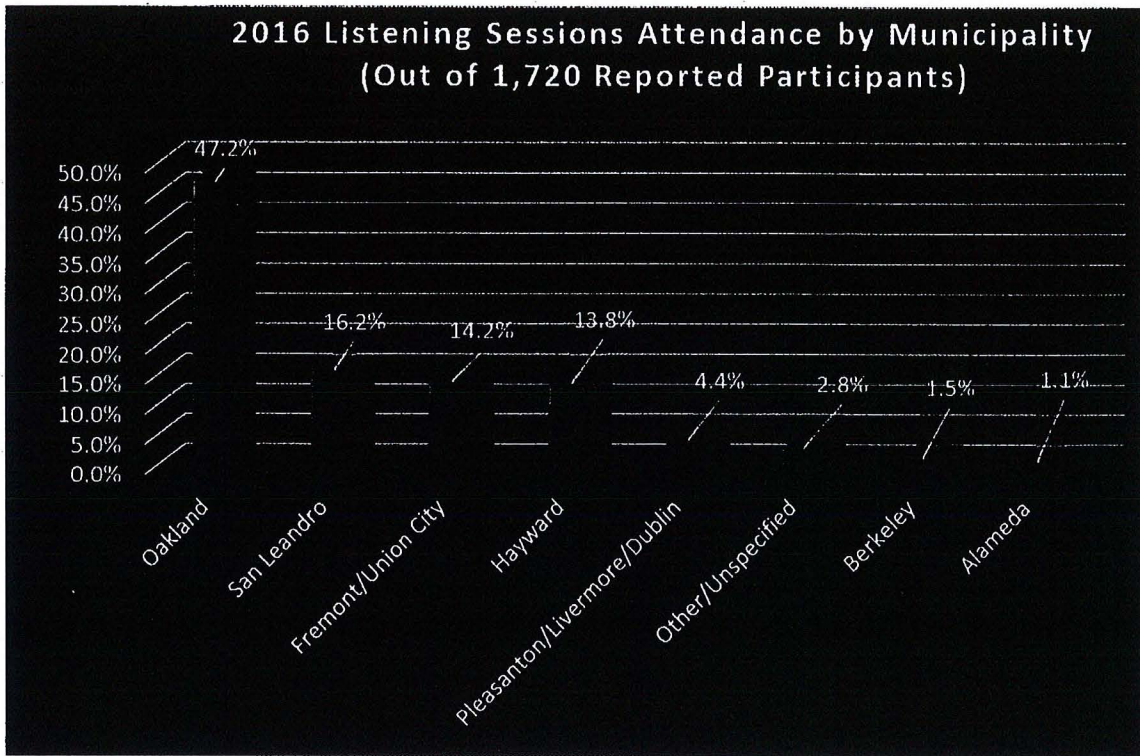
Since the passage of Proposition 47 in 2014 and as part of the Public Safety Realignment to relieve overcrowding, Alameda County reported that in FY 2015-16 there were 11,012 people on probation, a 30% reduction from FY 2012-13.

### **Alameda County Needs Assessment**

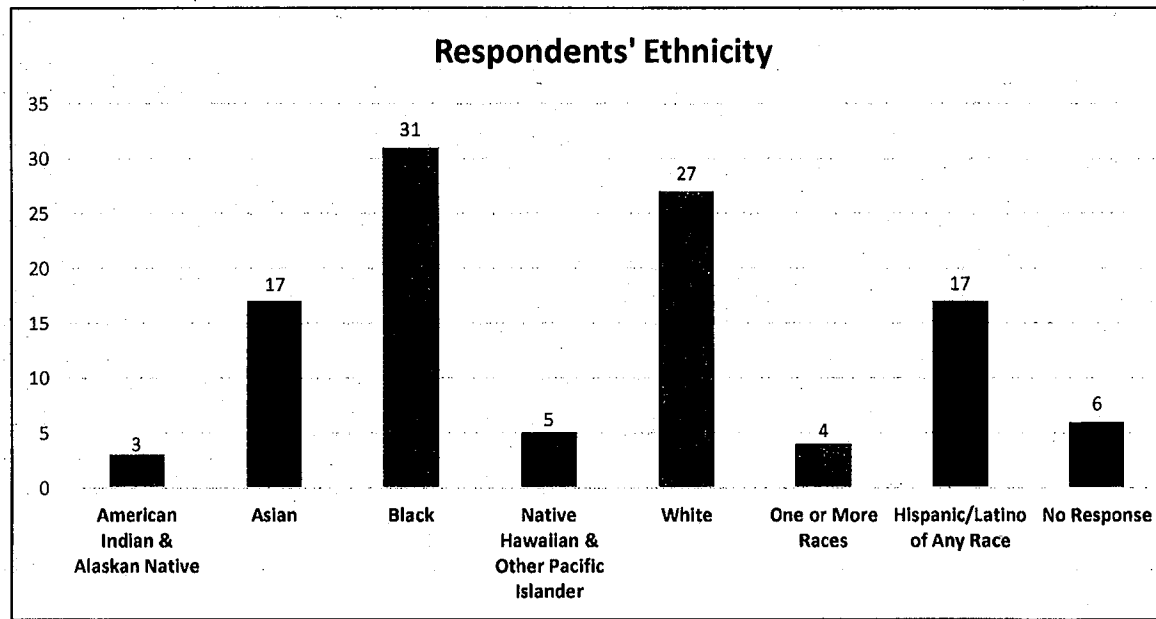
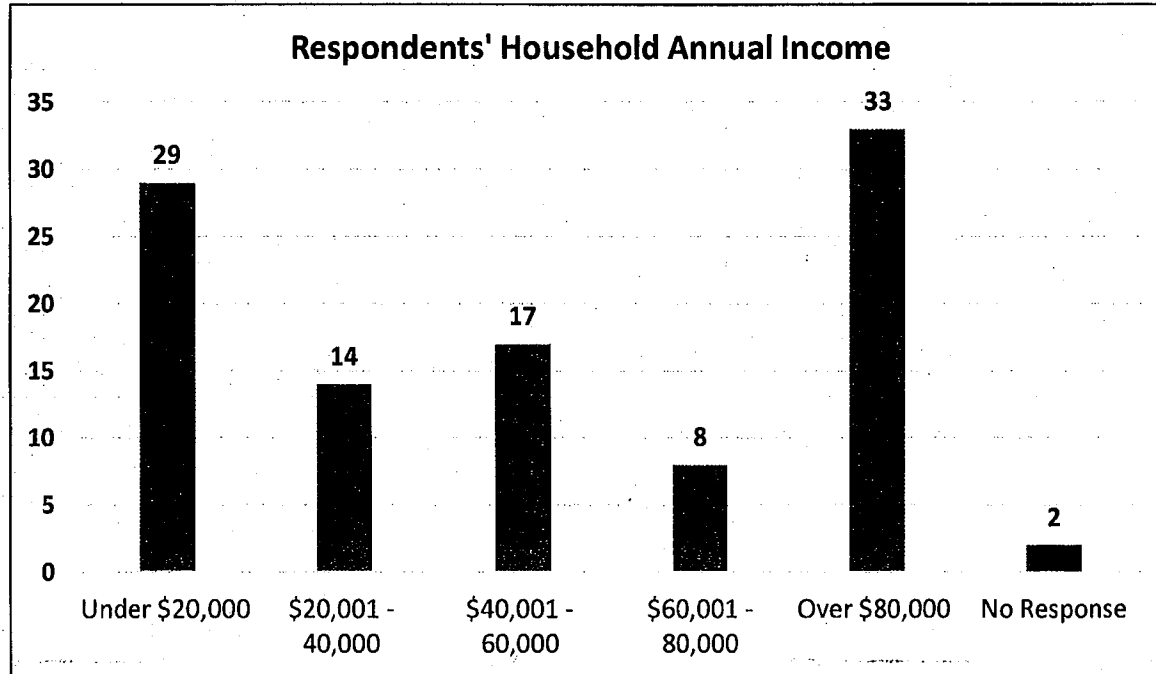
To assess the community's needs, AC-OCAP partnered with Alameda County's ALL IN - *The New War on Poverty* in 2016 to co-sponsor 100 various community



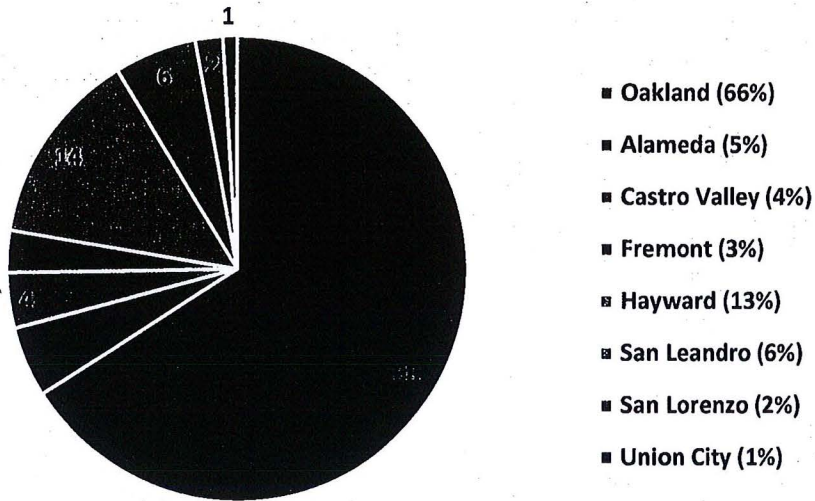
listening sessions throughout the county where 1,720 community residents participated and identified the top seven concerns.



In 2017, AC-OCAP developed and conducted an agency community survey with its current and former grantees, program participants, and members and AC-OCAP's network of agency partners. **(Organization Standard 1.2)**. One hundred and three individuals participated in the survey. The average household size of all respondents is 3, ranging from a household of 1 to 14. Fifty-eight percent of the respondents (**60 respondents**) have household incomes below **\$60,000** annually. Forty-two percent (**43 respondents**) have incomes under **\$40,000**. Twenty-eight percent (**29 respondents**) have household incomes below **\$20,000**.

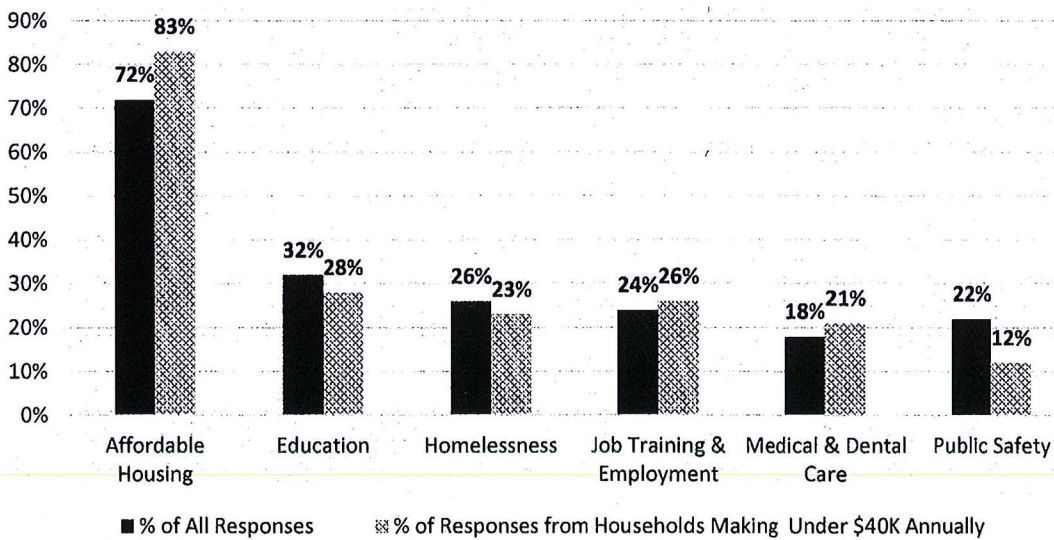


### Respondents' Place of Residence



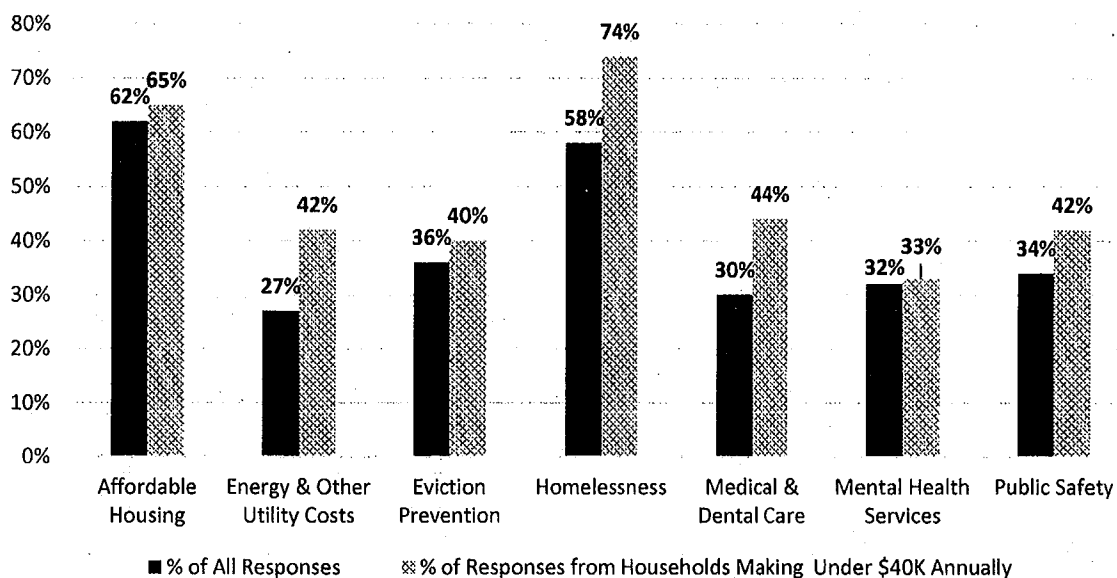
Respondents were asked to provide demographic information and rank their *top areas of concern* regarding various social issues such as homelessness, childcare, housing, training, education, etc. An analysis of the data revealed that the leading areas of concern were 1) **Affordable Housing (72%)**; 2) **Education (32%)**; 3) **Homelessness (26%)**; 4) **Job Training & Employment (24%)**; and 5) **Public Safety (22%)**.

### Leading Areas of Concern for Alameda County Residents



Survey participants were also asked to provide feedback on *inadequate services* in their community. The following services were identified: **1) Affordable Housing (62%)**; **2) Homelessness (58%)**; **3) Eviction Prevention (36%)**; **4) Public Safety (34%)**; and **5) Mental Health Services (32%)**. The survey also showed that respondents with household incomes under \$40,000 a year also reported **Medical and Dental Care** as a top concern (21%) and inadequate service in their community (44%).

**Services that are Considered Inadequate by the Community**



As part of the agency's needs assessment, AC-OCAP's also reviews community needs assessments administered by program partners, such as Oakland's Head Start, Oakland/Alameda County Workforce Investment Board, Oakland Unite, Oakland Fund for Children and Youth (OFCY), and Oakland's Community Development Block Grant (CDBG) program, and Alameda County's Interagency Policy Council (ICPC).

In addition, the AC-OCAP Administering Board held its bi-annual Board Retreat on Saturday, March 25, 2017 to revisit, review, and update its strategic vision, goals and outcomes for the next two years (2018-2019). During the retreat, the Board also invited Alameda County low-income residents to share their "making ends meet" story by participating in a fish bowl community listening session to ensure that AC-OCAP's 2018-2019 agency strategic focus areas are reflective of the community's needs.

**AC-OCAP's 2018-2019 Strategic Focus Areas**

**Family**

**Job Training & Employment Placement**

Support employment focused programs and services that address job training and employment placement which include education/GED and internships for adults, youth, seniors, re-entry population, and the homeless; and

**Provide wraparound/bundle services that assist low-income individuals and families with support in the areas such as Behavioral Health/Covered CA, Food Security/Cal Fresh, Bank on Oakland, Earned Income Tax Credit, and other income support services as it relates to job training and employment placement.**

**Family**

**Housing & Community Development**

Support programs and services that provide shelter/transitional, stable and affordable housing or home ownership or assets building or financial empowerment or micro enterprise opportunities; and

**Provide wraparound/bundle services that assist low-income individuals and families with support in the areas such as Behavioral Health/Covered CA, Food Security/Cal Fresh, Bank on Oakland, Earned Income Tax Credit, and other supportive services as it relates to housing and community development.**

**Community**

**Civic Engagement**

Support programs and services that increase public awareness and expand partnerships with small businesses, Chambers of Commerce, as well as engaging non-profit and public agencies in the issue of poverty and other issues that affect Alameda County's low-income population.

**Community Advocacy**

Support programs and services that mobilize, empower and promote low-income individuals and the community to take action in the areas of housing, transportation, seniors, education, employment, veterans, immigration, and youth.

**Agency Capacity Building**

Support programs and services that foster agency capacity-building in the areas of fund development, board development, and community building. There would also be a focus on add youths to the Board, expand marketing strategies through social media, and incorporate an accountability policy in program funding.

To address the needs identified by the community in alignment with the agency's program focus areas, AC-OCAP invites other local anti-poverty fighting programs to partner in its efforts to eradicate poverty.

**AC-OCAP Community Economic Opportunity (CEO) Network**

On Monday, August 8, 2016 the AC-OCAP Board released its 2017-2019 Request for Partnership (RFP) application. AC-OCAP posted public notices for the 2017-2019 RFP in five newspapers in order to reach all of Alameda County (*Tri-Valley Herald, Daily Review, Oakland Tribune, Argus, and Oakland Post*). The notices were published on August 5, 10, 12, 19, 26, and September 2nd. AC-OCAP also sent its 2017-2019 RFP notification through its constant contact database of over 688 contacts on August 8th, August 24th, and September 7th. To assist prospective applicants, AC-OCAP also held a bidder's conference on August 19, 2016 where 39 individuals from 18 agencies were in attendance. AC-OCAP received a total of 32 applications requesting over \$2.2 million for approximately \$650,000 in available funding.

RFP proposals were required to address one of two programming areas supported by specific wrap-around services:

<b>Job Training &amp; Employment Placement</b>	<b>Housing &amp; Community Development</b>
<p data-bbox="430 296 558 327"><i>Purpose:</i></p> <p data-bbox="220 367 764 684">Support employment focused programs and services that address job training and employment placement which include education/GED and internships or micro enterprise/self-employment opportunities for adults, youth 16 and older, foster youth, seniors, re-entry population, veterans, and the homeless; <b>and</b></p> <p data-bbox="220 724 764 1041">Provide wraparound/bundle services that assist low-income individuals and families with support in the areas such as Behavioral Health/Covered CA, Food Security/Cal Fresh, Bank On Oakland, Earned Income Tax Credit, and other income support services as it relates to job training and employment placement.</p>	<p data-bbox="1000 296 1128 327"><i>Purpose:</i></p> <p data-bbox="794 367 1317 541">Support programs and services that provide shelter/transitional, stable and affordable housing or home ownership or asset building/financial empowerment opportunities; <b>and</b></p> <p data-bbox="794 724 1317 1041">Provide wraparound/bundle services that assist low-income individuals and families with support in the areas such as Behavioral Health/Covered CA, Food Security/Cal Fresh, Bank On Oakland, Earned Income Tax Credit, and other supportive services as it relates to housing and community development.</p>

On April 13, 2017 AC-OCAP hosted a grantee meeting for the new and renewal grantees to review CSBG eligibility requirements, reporting, and invoicing. All grantees attended, and AC-OCAP administered survey after the meeting to determine grantees' satisfaction with the event.

67% of AC-OCAP's grantees administer client or customer satisfaction surveys. AC-OCAP will work towards achieving 100% of partners administering surveys over the course of the grant period.

Below is a table of the Board's approved internal and external programs and services geared towards helping Oakland and the surrounding Alameda County (excluding Berkeley) low-income residents achieve economic stability. The programming below represents AC-OCAP's Community Economic Opportunity (CEO) Network that works collectively to provide programming and services that aid Alameda County's low-income people in improving their social and economic well-being.

## AC-OCAP COMMUNITY ECONOMIC OPPORTUNITY (CEO) NETWORK

Partners	Program
<i>Job Training and Employment Placement</i>	
Civicorps (IS – Employment)	<i>Civicorps' Professional Pathway</i> lifts families out of a life of poverty by providing an employment-focused program that includes paid job training, complete with a high-school diploma program, and trauma-informed wraparound services for low-income Oakland young adults age 18-26.
Southern Alameda County Comite for Raza Mental Health, DBA La Familia (IS – Employment)	<i>The La Familia Reengagement Academies</i> are 16-week cohort-based programs for low-income disconnected Alameda County students ages 16-24 to progress towards GED completion, gain Career Technical Education (CTE) credits towards a certificate, participate in a 60-hour paid internship, and learn skills to create a Sector-Specific Career Pathway Plan resulting in entry to an industry with a family-sustaining wage
Center for Media Change, Inc., DBA Hack the Hood (IS – Employment)	<i>Hack the Hood Boot Camp and Membership Program</i> provides low-income youth in Oakland and throughout Alameda County ages 16-25 with technology and professional training, coaching, and support necessary to access higher education and highly-paid technology-related jobs.
Downtown Streets, Inc (IS – Employment)	<i>Downtown Streets Team</i> empowers unhoused low-income men and women in Alameda County to rebuild their lives. Team Members participate in volunteer work-experience projects, receive a basic needs stipend, job success and life skills support, and a 'hand-up' to achieve goals through case management and employment services.
Roots Community Health Center (IS – Employment)	<i>The Roots Emancipators Initiative</i> increases self-sufficiency and workforce opportunities through wraparound support, job-training, and living wage job placement for low-income, reentry or marginalized residents of Oakland and Alameda County. Participants who enroll in job training also receive a stipend, and support in obtaining and maintaining a living-wage job.
Rubicon Programs, Inc. (IS – Employment)	<i>Rubicon's Eden Area One Stop</i> will provide low-income Alameda County residents experiencing significant barriers to employment an array of workforce development and education services.



	EAOS supports jobseekers access employment in industries that drive regional employment in Alameda County.
The Youth Employment Partnership (IS – Employment)	<i>The Oakland Firefighters Youth Academy</i> offers low-income Oakland youth age 16+ the opportunity to gain basic job skills, career exposure, and build relationships with local firefighters through hands-on weekend academy and summer employment at Oakland firehouses.
<i>Housing and Community Development</i>	
AnewAmerica Corporation (IS – Employment)	<i>AnewAmerica</i> provides targeted microenterprise development and asset building services to low-income families in Oakland and throughout Alameda County. This includes wraparound microenterprise support through financial education, business planning trainings, and one-on-one technical assistance.
Family Emergency Shelter Coalition (FESCO) (IS – Housing)	<i>FESCO</i> provides transitional housing and emergency shelter to low-income homeless families in Alameda County. Participants receive wraparound services including housing assistance, case management, life skills/parenting classes, employment training and job search assistance, mental health assessments, children's activities, and linkages to benefits and mainstream resources.
Satellite Affordable Housing Associates (SAHA) (IS – Housing)	<i>SAHA's Lakeside Senior Apartments</i> provides permanent affordable housing with wraparound services that connect low-income and formerly homeless Oakland residents age 55+ with resources and mainstream benefits that allow residents to gain income and social supports to age in place.
Spanish Speaking Unity Council of Alameda County, DBA Unity Council (IS – Housing)	<i>The Unity Council's Housing &amp; Financial Connection Program</i> works with low-income Oakland and Alameda County residents to strengthen their economic self-sufficiency and housing stability to reduce their likelihood of becoming displaced or under-housed. Services include housing clinics, case management, financial coaching and follow-up.
St. Mary's Center (IS – Housing)	<i>St. Mary's Center's Senior Homeless Services</i> provide critical basic needs to low-income Oakland residents age 55+ including: winter shelter, health assessments, psychiatric care, an outpatient

	addiction recovery program, a daily meal, social stimulation, and permanent supportive housing.
<b>Food Security</b>	
Oakland Hunger/Summer Lunch Program (IS – Nutrition)	<i>Hunger Free Initiative</i> - Provide nutritious and delicious meals to low-income families and school-age children.
<b>Legal Assistance</b>	
Bay Area Legal Aid (IS – Self-Sufficiency)	<i>The Bay Area Legal Aid Alameda County Legal Safety Net Project</i> provides access to free legal services in the areas of housing, economic benefits, domestic violence, sexual assault, and healthcare for low-income residents in Oakland and throughout Alameda County.
<b>Financial Empowerment</b>	
Housing and Economic Rights Advocate (HERA) (IS – Income Management)	<i>HERA</i> assists low-income Oakland and Alameda County residents with debt collection, credit report and access to credit issues including: collections abuses, achieving affordable repayment plans, credit reporting errors, analysis and counseling
Alameda County Earned Income Tax Credit (EITC) Coalition (IS – Income Management)	<b>The EITC coalition promotes the use of the Earned Income Tax Credit (EITC) for eligible taxpayers and provides access to free tax preparation assistance.</b>
Bank on Oakland (BOO)	<i>Bank on Oakland</i> works to make banking more accessible to Oakland residents who currently have no checking or saving accounts.
<b>Information and Referral</b>	
Eden Information and Referral, Inc.	<i>Eden I&amp;R</i> provides information and referrals to health, housing and human services in Alameda County.

### **Community Partners**

In order to help AC-OCAP address the needs of Alameda County's underserved low-income communities, AC-OCAP works diligently to establish and build strong partnerships with other organizations aimed at alleviating poverty within Alameda County's low-income communities. Community partners include: Rise Together, ALL IN Alameda County, Alameda County Community Food Bank, United Way of the Bay Area, EASTBAY Works, Housing and Economic Rights Advocates (HERA), East Bay Housing Organization, Tri-Valley Housing Opportunity Center, Oakland Housing Authority, Oakland Unified School District, Alameda County Department of Social Services and Public Health Department, Eden Information and Referral Services, City of Oakland's Community Housing Services and Community Development Block Grant (CDBG), Workforce Investment Board, Spectrum Community Services: Low Income Home Energy Assistance Program (LIHEAP), Oakland Assistance Center, Oakland Private Industry Council, Bank on Oakland, Head Start, Oakland Unite, Oakland's Fund for Children and Youth (OFCY),

Oakland's Park and Recreation, Oakland Community Organizations (OCO), and a host of local community and faith-based organizations.

**Rise Together** mission is to cut Bay Area poverty in half by 2020.

<http://www.risetgetherbayarea.org/>

**All In Alameda County** employs proven strategies that combine self-reliance, community engagement and government support to end poverty.

[www.acgov.org/allin/](http://www.acgov.org/allin/)

**Alameda County Community Food Bank** distributes 380,000 meals a week by its network of 275 nonprofit agencies throughout Alameda County.

<http://www.accfb.org/>

**Alameda County First Five** supports the comprehensive development of children from 0 to 5. Passed by voters in 1998, Proposition 10 added fifty cents to cigarettes to fund early childhood care for Alameda County children, otherwise known as First 5 Alameda County. <http://www.ackids.org>

**Alameda County Public Health Department** provides health assessments, disease prevention, community outreach, policy development, education, and access to quality medical and health care services. <http://www.acphd.org>

**Alameda County Social Services Agency** is responsible for promoting the economic social well-being of residents and families in Alameda County.

<http://www.alamedasocialservices.org/>

**EASTBAY Works** a public workforce development network of job centers, economic developers, support service providers and educational entities. The network and its partners provide benefits and services to employers, job seekers and youth, aged 16-24 – at no cost. <http://www.eastbayworks.com/>

**Alameda County Workforce Investment Board** ensures that Alameda County's workforce development system benefits employers and job seekers through quality jobs, high skills, and high wages. <http://www.acwib.org/>

**Oakland Workforce Investment Board** oversees the implementation of Oakland's Federal workforce training and employment program.

(<http://www2.oaklandnet.com/Government/o/CityAdministration/d/EconomicDevelopment/o/WorkforceDevelopment/index.htm>)

**Oakland Fund for Children and Youth (OFCY)** was established in 1996 as a voter

approved program to support direct services to youth under 21 years old.

<http://www.ofcy.org/>

**Oakland Head Start** focuses on early child development, fostering social skills and school readiness for low-income families.

<http://www2.oaklandnet.com/Government/o/DHS/o/ChildrenYouthServices/OAK022077>

**Oakland's Office of Park and Recreation** aims to encourage educational excellence through recreational experiences.

<http://www2.oaklandnet.com/Government/o/opr/index.htm>

**Oakland Unite** is a Violence Prevention initiative approved by Oakland voters in 2004, to fund violence prevention programs, additional police officers, and fire services for the City of Oakland. <http://oaklandunite.org/>

**Tri-Valley Anti-Poverty Collaborative** supports a community where struggling residents across the region can achieve a basic standard of living in housing, health care, nourishment, education and sustainable financial resources.

<http://www.tvapc.org/>

Affordable Housing (62%)	Yes	<p>CSBG Grantees:</p> <p>Downtown Streets –housing assistance available to participants through Employment Based Rental Assistance Program</p> <p>Family Emergency Shelter Coalition –emergency shelter, transitional, and permanent supportive housing for homeless families</p> <p>Housing &amp; Economic Rights Advocates – eviction assistance</p> <p>Satellite Affordable Housing Associates – permanent supportive housing for low-income and homeless seniors</p> <p>St. Mary’s Center – emergency shelter, transitional, and permanent supportive housing for seniors</p> <p>City of Oakland’s Community Housing Program – coordinates City of Oakland housing strategies and Housing Resource Center (one-stop for housing services)</p> <p>Unity Council – housing stabilization and retention services</p> <p>Eden I&amp;R – 2-1-1 referral services</p>	<p>Member of East Bay Housing Organization and partner with Everyone Home - Alameda County’s lead agency on strategic plan to end homelessness. Housing resources are found at Eden I&amp;R Housing Database and the City of Oakland Housing Resource Center</p>	<p>22-23, 25, 27, 28, 29-31, 33, 54, 55</p>
Homelessness (58%)	Yes	<p>CSBG Grantees:</p> <p>Downtown Streets – housing, job training and employment assistance for homeless individuals</p>	<p>Member of East Bay Housing Organization and partner with Everyone Home, Alameda County’s lead agency on strategic plan to</p>	<p>23, 27, 28, 29, 31, 33, 54, 59</p>

		<p>Family Emergency Shelter Coalition – emergency shelter, transitional, and permanent supportive housing for homeless families</p> <p>Satellite Affordable Housing Associates – permanent supportive housing for low-income and homeless seniors</p> <p>St. Mary’s Center – emergency shelter, transitional, and permanent supportive housing for seniors</p> <p>City of Oakland’s Community Housing Program – coordinates City of Oakland housing strategies and Housing Resource Center (one-stop for housing services)</p> <p>Unity Council – housing stabilization and retention services</p> <p>Eden I&amp;R – 2-1-1 referral services</p>	<p>end homelessness. Housing resources are found at Eden I&amp;R Housing Database, the City of Oakland Housing Resource Center, and the Alameda County Homeless Action Center</p>	
<p>Eviction Prevention (36%)</p>	<p>Yes</p>	<p>CSBG Grantees:</p> <p>Bay Area Legal Aid – legal services for low-income Alameda County residents</p> <p>City of Oakland Community Housing Program – Housing Resource Center (one-stop for housing services)</p> <p>Housing &amp; Economic Rights Advocates – eviction prevention legal services and repair for low-income Alameda County residents</p> <p>Unity Council – housing stabilization and retention services</p> <p>Eden I&amp;R – 2-1-1 referral services</p>	<p>Member of East Bay Housing Organization and partner with Everyone Home, Alameda County’s lead agency on strategic plan to end homelessness. Housing resources are found at Eden I&amp;R Housing Database</p>	<p>53, 54</p>
<p>Public Safety (34%)</p>	<p>Yes</p>	<p>CSBG Grantees:</p> <p>Bay Area Legal Aid – emergency violence protection assistance</p>	<p>Oakland Unite: Violence prevention initiative funding violence</p>	<p>23-24, 27, 28, 36, 54-55, 56</p>

		Eden I&R – 2-1-1 referral services	prevention programs, additional police officer, and fire services	
Mental Health Services (32%)	Yes	CSBG Grantees: Civicorps, Downtown Streets, Family Emergency Shelter Coalition, Roots Community Health Center, Satellite Affordable Housing Associates, La Familia – counseling and referrals to other community based organizations included in wrap-around supportive services Eden I&R – 2-1-1 referral services	Alameda County Behavioral Health Care Services ACCESS Hotline (800-491-9099)	20-21, 25, 27, 28, 29, 31, 35
Foreclosure Prevention (28%)	Yes	CSBG Grantees: Bay Area Legal Aid –legal services City of Oakland Community Housing Program – Housing Resource Center (one-stop for housing services) Housing & Economic Rights Advocates – foreclosure legal services Eden I&R – 2-1-1 referral services	Member of East Bay Housing Organization, partner with Everyone Home, Alameda County’s lead agency on strategic plan to end homelessness. Housing resources are found at Eden I&R Housing Database	33, 54
Education (27%)	Yes	CSBG Grantees: AnewAmerica Community Corporation – financial education and business planning Hack the Hood – tutoring, mentoring, and technology training Civicorps – High school diploma program La Familia – GED assistance and career technical education Youth Employment Partnership – employment preparation education Eden I&R – 2-1-1 referral services	Hayward Promise Neighborhood, Oakland Fund for Children and Youth, Head Start, OUSD, Alameda County and Oakland WIOA	17-18, 25, 27, 29, 32-33, 35, 53, 55, 56, 61

Energy & Other Utility Costs (27%)	No	CSBG Grantee: 2-1-1 Referral Services for Utility Assistance	Spectrum Community Services: provides LIHEAP and weatherization assistance; PG&E Care Program; AT&T Lifeline Program	34, 54, 58
Job Training & Employment (27%)	Yes	CSBG Grantees: AnewAmerica – microenterprise development for adults Hack the Hood – internships, training, and coaching to prepare for employment in the technology sector for youth Civicorps – paid job training for youth Downtown Streets – volunteer work experience and employment support services for homeless adults Roots Community Health Center – job training and placement for re-entry individuals Rubicon Programs, Inc. – workforce development services for adults La Familia – training and internship placements for youth Youth Employment Partnership – training and summer employment for youth	Alameda County and Oakland Workforce Investment Board, EASTBAY Works	16-17, 25, 27, 29, 31, 32-33, 35, 53, 55, 56, 57, 58, 59
Transportation (27%)	Yes	CSBG Grantees: Hack the Hood, Civicorps, Downtown Streets, Roots, La Familia, Youth Employment Partnership – provide transportation assistance for participants	Metropolitan Transportation Commission (MTC): transportation planning, financing and coordinating agency – advocate for transportation needs for low-income community	31, 32-34, 40, 53

**Instructions:**



**Top Needs:** list the top needs from your most recent Needs Assessment

**Agency Priority:** Enter a Yes or No in the box to indicate if the need will be addressed directly or indirectly. If the need will not be met please provide explanation in narrative section below.

**Description of programs/services/activities:** Briefly describe the program, service or activity that your entity will directly provide.

**Coordination:** If your agency will address the need through coordination, describe what organizations and/or coalitions you will work with to meet the need, including the roles of each party.

**Page:** Please include the location where this information can be found.

Insert Narrative (Explain why need will not be met.)

--

## DOCUMENTATION OF PUBLIC HEARING(S)

California Government Code 12747(b)-(d) requires all eligible entities to conduct a public hearing in conjunction with their CAP. In pursuant with this Article, agencies are to identify all testimony presented by the low-income and identify whether or not the concerns expressed by that testimony are addressed in the CAP.

Provide a narrative description of the agency's public hearing process and methods used to invite the local community to the public hearing(s), and the methods used to gather the information about the low-income community's needs. Examples include: Surveys, public forums, and secondary data collection.

Note: Public hearing(s) shall not be held outside of the service area(s).

### Public Hearing Process (Insert Narrative)

#### Public Hearing

The Alameda County-Oakland Community Action Partnership (AC-OCAP) uses a variety of methods in obtaining public input about identifying community needs and gaps in services. To help build upon the leading concerns identified by the Alameda County community, AC-OCAP reviews and analyses community indicators to assess the County's well-being and the quality of life of Alameda County's low-income families. On Monday, June 12, 2017 at 6:00pm, the AC-OCAP Administering Board held a public hearing to present AC-OCAP's proposed two-year plan and solicit public comment. Notices of the public hearing were advertised in the Oakland City Administrator's Weekly Announcements; posted at all City of Oakland libraries; disseminated to partners including Alameda County All In, Oakland Unite, and Oakland Fund for Children and Youth; and over 600 e-mails were sent to elected officials/governing boards including the Alameda County Board of Supervisors and Oakland City Council, community and faith-based organizations, anti-poverty advocates, government agencies, community partners, and current grantees; and posted on AC-OCAP's website and social media sites.


Below is an example of a diagram that can be used to capture and identify testimony of the low income.

Comment/Concern	Was the concern addressed in the CAP?	If so, indicate the page #	If not, indicate the reason

Job training needs	Yes	32	N/A
Transportation needs in ABC, CA	No	N/A	Due to limited funding, agency meets 50% of the transportation needs in ABC, CA.

**Attachments**

- Provide a copy of each public hearing notice published in the media.
- Provide a summary of all testimony presented by the low-income population:




**HAVE YOUR VOICE HEARD**

**PUBLIC HEARING**

**ON POVERTY IN**

**ALAMEDA COUNTY**




**MONDAY, JUNE 12, 2017 AT 6PM**

OAKLAND CITY HALL  
1 FRANK OGAWA PLAZA  
HEARING ROOM 3  
OAKLAND, CA 94612

Alameda County-Oakland Community Action Partnership is seeking input from the community to identify the needs and gaps in services that exist for Alameda County's low-income residents.

FOR MORE INFORMATION CALL 510-738-2362 OR VISIT WWW.ACOCAP.COM

This meeting location is wheelchair accessible. To request disability accommodations or to request an ASL Conference, please email ACOCAP@oaklandca.gov or call 510-738-2362 at least five working days before the meeting. Please notify the meeting organizer in advance if you have any special needs.




**HAZ ESCUCHAR TO VOZ**

**AUDIENCIA PUBLICA**

**SOBRE LA POBREZA EN EL**

**CONDADO DE ALAMEDA**




**LUNES 12 de JUNIO DEL 2017 A 6PM**

OAKLAND CITY HALL  
1 FRANK OGAWA PLAZA  
SALA 3  
OAKLAND, CA 94612

Alameda County-Oakland Community Action Partnership busca la opinión de la comunidad para identificar las necesidades y las diferencias en servicios que existen en los residentes de bajos ingresos del Condado de Alameda.

PARA MAS INFORMACION LLAMAR AL 510-738-2362 O VISITE WWW.ACOCAP.COM


This meeting location is wheelchair accessible. To request disability accommodations or to request an ASL Conference, please email ACOCAP@oaklandca.gov or call 510-738-2362 at least five working days before the meeting. Please notify the meeting organizer in advance if you have any special needs.



**齊來發聲吧**

**阿拉米達縣**

**貧窮情況公聽會**



**2017年6月12日，星期一，下午6時**

奧克蘭市議會 聽聲的室

1 Frank Ogawa Plaza Hearing Room 3 Oakland CA 94612

阿拉米達縣及奧克蘭市社區行動伙伴关系正收聽市民意見，了解低收入居民的生活所需及缺乏社會服務的地方。

3100 電話 510-738-2362 或訪問 WWW.ACOCAP.COM

此會議地點是輪椅可進的。如欲索取殘疾人士服務或要求手語翻譯，請於會議前五天通知會議組織者。如有任何特殊需要，請於會議前五天通知會議組織者。

**AC-OCAP Public Hearing Testimony**

Name	Low-Income Representative	Comment/Concerns	Concern Addressed in CAP Plan?	If so, indicate the page #	If not, indicate the reason
Noah De La Cruz	X	Youth and Homelessness	Yes	Youth: 9, 13-14, 20, 29, 30, 31, 32-33, 35-36, 54-55 Homelessness: 23, 27, 28, 29, 31, 33, 54, 59	
Karen Dick		Housing	Yes	22-23, 25, 27, 28, 29-31, 33, 54, 55	
Tiffany Young	X	Housing	Yes	22-23, 25, 27, 28, 29-31, 33, 54, 55	
Julia Lang		Homelessness	Yes	23, 27, 28, 29, 31, 33, 54, 59	
Denise Del Rio	X	Homelessness	Yes	23, 27, 28, 29, 31, 33, 54, 59	
Suzanne Shenfil		Housing and Homelessness	Yes	Housing: 22-23, 25, 27, 28, 29-31, 33, 54, 55 Homelessness: 23, 27, 28, 29, 31, 33, 54, 59	
Sofia Galindo	X	Job Training/ Employment	Yes	16-17, 25, 27, 29, 31, 32-33, 35, 53, 55, 56, 57, 58, 59	
Carol Johnson		Homelessness and Seniors	Yes	Homelessness: 23, 27, 28, 29, 31, 33, 54, 59 Seniors: 9, 10, 14, 29, 30, 31, 33, 35	
Jerome McIntosh	X	Homelessness and Seniors	Yes	Homelessness: 23, 27, 28, 29, 31, 33, 54, 59 Seniors: 9, 10, 14, 29, 30, 31, 33, 35	
Thao Dang		Job Training/ Employment and Immigrant Population	Yes	Job Trng/Emp: 16-17, 25, 27, 29, 31, 32-33, 35, 53, 55, 56, 57, 58, 59 Immigrants: 10, 14, 30, 33	
Jaclyn Pinero		Legal Services	Yes	34	
Brian Beale		Health, Housing, Homelessness, Environment, and Veterans	Yes	Health: 19-21, 25, 28, 29, 31, 35, 58 Housing: 22-23, 25, 27, 28, 29-31, 33, 54, 55 Homelessness: 23, 27, 28, 29, 31, 33, 54, 59 Veterans: 30	Environment: Oakland Public Works, Alameda County Public Health

Antoinette Tarango	X	Housing	Yes	22-23, 25, 27, 29-31, 33, 54, 55	
Lisa Nieves		Job Training/ Employment, Youth, Housing, Childcare, Transportation, and Mental Health	Yes	Job Trng/Emp: 16-17, 25, 27, 29, 31, 32-33, 35, 53, 55, 56, 57, 58, 59 Youth: 9, 13-14, 20, 29, 30, 31, 32-33, 35-36, 54- 55 Housing: 22-23, 25, 27, 28, 29-31, 33, 54, 55 Childcare: 18-19, 25, 35, 52, 54, 55 Mental Health: 20-21, 25, 27, 28, 29, 31, 35	Transportatio n: AC Transit, BART; part of CEO Network's wrap-around services
Stephen Knight		Food Security	Yes	21-22, 25, 29, 31, 34, 35, 53, 56	
Maeve Elise Brown		Legal Assistance, Financial Security	Yes	Legal Assistance: 34 Financial Security: 14- 16, 25, 29, 31, 34	
Ivey Williams		Economic Development	No		Housing & Community Development
Kwanzaa Duviyani		Job Training/ Employment	Yes	16-17, 25, 27, 29, 31, 32-33, 35, 53, 55, 56, 57, 58, 59	
Brendan Hofmann		Families and Child Support	Yes	Families: 10, 13, 29, 31, 33, 35, 53, 55 Child Support: 18-19, 25, 35, 52, 54, 55	
Caleb Smith	X	Childcare, Immigrant Population, Financial Security, Housing, Food Security	Yes	Childcare: 18-19, 25, 35, 52, 54, 55 Immigrants: 10, 14, 30, 33 Financial Security: 14- 16, 25, 29, 31, 34 Housing: 22-23, 25, 27, 28, 29-31, 33, 54, 55 Food Security: 21-22, 25, 29, 31, 34, 35, 53, 56	
Sarah Finnigan		Information and Referrals, Immigrant Population, and Housing	Yes	Information & Referrals: 34, 58-59 Immigrants: 10, 14, 30, 33 Housing: 22-23, 25, 27, 29-31, 33, 54, 55	

## **Public Testimony from the Community on Needs of Alameda County Low-Income Residents**

### **1. Noah De La Cruz – Dreamcatcher Youth Services**

N. De La Cruz stated that Dreamcatchers serves homeless youth between the ages of 13-18 years old. The facility has 10 beds and service a support center that is open 7 days a week. He stated one of their issues is that there are not enough beds. They are expanding soon to 8 extra beds and are hoping to expand to 24 beds. The youth they serve are primarily homeless and the numbers are going up. Many of the youth are great; they work and go to school but poverty is systemic. Another challenge Dreamcatcher faces is staffing, especially with the expansion. Currently they have limited staff and with the amount of stress they face, they take time off which leaves staff even more short handed. Dreamcatcher's primary goal is to get the youth housed within 21 days or as soon as possible. He stated that more community engagement to ensure that programs are well known and accessible will help end poverty. He stated with the expansion to 24 beds, more than 2 fulltime staff members will be needed. Dreamcatcher also works with runaway youth who are in the foster care system and sexually and commercially exploited youth. He also stated without the proper housing resources, housing can be preventative for the youth and the issues that they face. He would like to see if CAP can help out more.

### **2. Karen Dick – Oakland Resident**

K. Dick stated that she is at the Public Hearing as a resident and behalf of her colleagues from the Eastmont Self Sufficiency Center. She stated that there is a need for more resources. She stated her own issue is housing. She stated she has reached out to the City of Oakland and the County of Alameda and has not had a response. She stated she is the working poor and if she has these issues imagine what others are going through with not getting any kind of help from anyone. She wants to know that people are doing their jobs and have accountability.

### **3. Tiffany Young – Oakland Housing Authority Resident**

T. Young stated that the way Alameda County handles poverty is deplorable. She stated that from her personal experience of being homeless to now being a low renter tenant they are treated as if they are pests or a nuisance. She has had to have 2 social workers written up for the way they treated residents, and then the social workers get upset and threaten them with arrest. She stated that there is no clear line of communication to report misconduct, and even when you call the main line sometimes you cannot get through. She stated that the way that single people are treated is not right, the priority is for those with families as if single people need to fend for themselves. She stated everyone should be treated equally to get housing or services. She stated she had to go to San Francisco for better services until her housing came through. She stated that here in Alameda County you are forced to go through a vicious cycle of shelter hopping. She stated many services are being cut due to budget cuts.

### **4. Julia Lang – Downtown Streets Team**

J. Lang stated that Downtown Streets is ending homelessness through the dignity of work. They are a volunteer work experience program in Hayward. Their team members work on community beautification projects and have removed over 90,000 gallons of debris from the streets in Hayward. She stated that AC-OCAP funding provides a basic needs stipend for program participants. This helps participants transition from where they are in survival mode to where they can work on their goals with their case manager. She stated that Downtown Streets' goal is to be a stepping stone out of poverty for people experiencing or on the brink of homelessness. She stated not only do participants receive the basic needs stipend but they have a sense of purpose, a place that they can call home, and a place where they have family and a community. These are powerful tools that can help motivating people to

change their own lives. She stated poverty is something that people experience and if the solution is taken away from them then they will not have success. She stated that their team members drive the work they do 100%. She thanked AC-OCAP for their funding support. She stated that some identified needs are transitional housing because they have a few people who maintain employment while they are in the streets which is complicated; and housing assistance and navigation. She stated that many resources are being funneled into permanent supportive housing when Downtown Streets sees people who are capable of returning to self-sufficiency but aren't getting resources. She would like to advocate funding goes towards rapid rehousing and towards preventive funds to help support people who are able to return to self-sufficiency.

#### **5. Denise Del Rio – Downtown Streets Team**

D. Del Rio stated she has been one of the team members from Downtown Street Team for about 1 year. She stated that Downtown Streets a family and it is a place to go for a purpose. She has been homeless and living in her vehicle for 2 ½ years and she also maintains work helping the street beautification program part-time. She stated there more of need for housing, places that help to get you back into homes, and resources. She stated she has terminal congestive heart failure and pulmonary hypertension. She feels that homelessness brings out a lot more problems and complicates illness and those who are poverty stricken and those in the streets need to have more medical and dental available to them and it needs to be more affordable. She appreciates all the support that AC-OCAP gives Downtown Streets Team for the gift cards which helps her with her grooming and hygiene which helps keep her up.

#### **6. Suzanne Shenfil – City of Fremont**

S. Shenfil stated that one of the challenges is the high cost of housing particularly for those in the rental housing market. Over the last 5 years the cost for a one bedroom unit has increased in cost by 79% and a 2 bedroom units has increased by cost 64%. She stated the United States Census Bureau considers renters that pay over 30% of their monthly income to rent as cost burden; over the last 5 years Fremont renters pay on average 42% of their income for housing costs. The City of Fremont has also experienced a decline in the number Section 8 vouchers available to members of the community and this impacts 229 of the most vulnerable Fremont residents because they have been evicted by landlords who can get more money for their property on the open market, or because they can get a housing certificate but can't find a landlord that will take it and they have to relocate outside the city or county. Because families are economically stressed with high housing costs they are turning to other safety net services such as the Food Bank. She stated over 16,000 individuals receive food assistance. She stated Fremont has the 4th highest number of unsheltered homeless persons, who are predominantly single adults. She stated there is a need of job training to allow them to work and get training and support simultaneously. At the Family Resource Center, they work every day to help families. The VITA program has served 2,500 households and put back over \$4.2 million in taxes into the pockets of low income residents. They encourage families to save by providing credit repair assistance and help creating budgets. No matter how efficient they are they are losing the battle; families under the federal poverty guideline is an unrealistic depiction on who is poor in their community and they are seeing families fall out of middle class every day. They are losing many families who raise their children and have contributed to the diversity of the city and are being forced to leave the city and geographic area. She introduced Sofia Galindo.

#### **7. Sofia Galindo – San Leandro Resident**

S. Galindo stated she is mother of 3. She stated that she has been in Alameda County for two years and she was born and raised here. She moved to Texas to start over and then moved back. She stated they

are the face of the homeless families in Alameda County. She works at least 30 hours a week, and the family has been bouncing from house to house with friends and family. She is a success story of CalWORKs; she was on it less than a year. She did everything she was supposed to do and utilized everything she could. She works in Fremont and can go to the Family Resource Center on her lunch break or before or after work, it is very convenient for her. She has been meeting with the social workers to find housing, get help with credit repair, and any other programs they have. She has a time period after work where she has to rush and pick up her kids. She has to go back and forth just to keep afloat. What she is seeing now is that she is in the last area where she is a success. She doesn't have all the services she used to have that kept them afloat. She is just trying to stay as long as she can and keep doing it knowing in the back of her mind that she may have to start all over again. Her sister just moved back to Texas and lives in a motel with her kids. She stated there are families living in motels; kids playing where there are drug addicts. She stated that they try to stay afloat and they are here, this is their home and are not going anywhere, she is a voice speaking for people like them.

#### **8. Carol Johnson – St. Mary's Center**

C. Johnson stated that St. Mary's provides emergency winter shelter with wrap around case management and a variety of support for people 55 years or older and homeless. They have a total of 41 transitional housing beds in addition to their 25 beds in the winter shelter. She stated she keeps looking at the budget to figure out how to sustain services. She introduced Jerome McIntosh.

#### **9. Jerome McIntosh – St. Mary's Program Participant, Senior Advocate for Hope & Justice**

J. McIntosh stated that he arrived in January and was referred to St. Mary's where he stayed in the winter shelter and was placed in a transitional home. He stated it is wonderful, he has heard so many stories and thanks to St. Mary's he has not had to spend the night in the streets. He stated that he is advocating for St. Mary's and their funding. Carol Johnson stated J. McIntosh is a senior advocate for Hope and Justice which is working for increasing the social security income (SSI) in California. She stated that the other focus is the decriminalization of homelessness which some of their people have experienced being caught in the criminal system.

#### **10. Thao Dang – Vietnamese American Community Center of the East Bay**

T. Dang stated that their agency serves immigrants and refugees from all over the world. She stated they currently serve clients from China, Vietnam, Ethiopia, El Salvador, Afghanistan, Iran, Yemen, Iraq and more. These are groups of people who come from communities who are hard to reach. She stated that they provide bundled services that seem to be effective. They provide basic services such as food, to make sure they are not hungry when they are sitting in English classes so they can learn English get jobs. Clients are taught to read job applications, fill them out, send in resumes, and get jobs through their program. The program places them in positions in small businesses in Oakland. She stated given the Federal Administration attitudes towards immigrants and refugees they have seen a quadruple increase in the number of people going to their center for assistance. She stated there are over 15 people on the waitlist looking for jobs or looking for ways to provide housing for their families and to pay rent which is ever increasing. She stated something that they have noticed is that the County is funding a one stop job center in East Oakland but it is not enough. They are asking for an increase support for employment placement services for immigrants and refugees so that they can become self-sufficient.

#### **11. Jaclyn Pinero – Bay Area Legal Aid**

J. Pinero stated that Bay Area Legal Aid is currently part of AC-OCAP's internal programming. She stated they provide free civil legal services to the poor, and they focus on the most vulnerable and the low-income communities at 200% of the federal poverty level and below. Bay Legal is getting a lot of calls



from individuals who are below 300% or 400% of the federal poverty level who can't make ends meet and need their services, but because of their limited resources they can only focus on the poorest of the poor. She stated they make sure there is equal justice for all and ensure that people are empowered by having a lawyer by their side. She stated in 2016 there were 38,000 calls to their legal advice line. 1 out of every 2 to 3 households seeking their services are turned away. She stated that they focus on housing and Social Security Income (SSI) advocacy, and access to other income support such as CalWORKs to help people not only survive but to move them into an area where they can thrive. She stated that their Federal Funding for the legal services corporation is estimated to be zeroed out in the Federal Fiscal 2018 budget which would increase pressure and have a ripple affect across legal services not only in Alameda County but across the region; Bay Area Legal Aid plays a basic role and provides referrals to and collaborates with other legal aid organizations including Housing and Economic Rights Advocates, (HERA) and the Centro Legal de la Raza. She stated housing, income support, and immigration support are the three barriers they focus on.

#### **12. Brian Beale – Albany Social & Economic Justice Commission**

B. Beale stated that he is speaking on behalf of himself and is a member of the Albany Social and Economic Justice commission and the vice president of the Albany Democratic Club. He stated that the justice commission has worked on implementing the soda tax because they feel that diet and health are very important contributing causes to poverty. He stated the root causes of poverty are economic exploitation, housing, and housing discrimination. He stated more affordable housing needs to be built. He stated the only place to build affordable housing is in places where it is already congested. He stated that there was a homeless population in Albany. He stated the Albany Project Hope gets people housed and into their own housing. He also stated that it has been shown that the environment is a factor; the air quality is low in cities like Oakland and Richmond. He told a story about a African American veteran in Oakland in a wheel chair who had lost his legs and the way veterans are treated. Veterans are sent to war, then come back and are not offered enough services.

#### **13. Antoinette Tarango – San Leandro Resident**

A. Tarango stated that she use to pay \$1,900 a month in rent, which has increased to \$3,000 per month. She gets Section 8 assistance, but without that she would not be able to be housed. She stated that she does not know how is she supposed to get out of Section 8 with the high rental prices, let alone in San Leandro where there isn't anything available. She stated that San Leandro needs to have rent control.

#### **14. Diane Jesus – Rubicon Programs**

D. Jesus thanked AC-OCAP for funding Rubicon which funds her salary. She stated that through the Workforce Innovation Opportunity Act (WIOA) they reach out to organizations that often do not know about Rubicon's services, and they are able to bring free services and trainings to help educate people. She stated she goes into the community to let people know how to find programs and trainings to help them become self-sufficient and get better employment. She stated that two things lacking include accessing transportation to get the individual to training, and clothing for an interview.

#### **15. Lisa Nieves – Hack the Hood**

L. Nieves stated that Hack the Hood is a non-profit organization that introduces youth of color to tech jobs, which lead to high paying jobs which will help them stay in the community that they were born and raised in. She stated more programs are needed for transitional/permanent housing, child care, and transportation assistance. She also stated that there should be more access to mental health services. Many homeless youth suffer from Post – Traumatic Stress Disorder (PTSD) and bipolar disorder. She

also stated that even to get access for a therapy session and a youth is told they have to pay \$25 as a copayment, out of their own pocket, that seems to be impossible to them.

**16. Stephen Knight – Alameda County Food Bank**

S. Knight stated that the poverty level is unreal. There are 426,000 people that fall under 200% of the federal poverty guideline in Alameda County. He stated the most basic need is food and hunger. He stated the annual income for a family to get by is \$86,000. He stated that half of their client households are getting by making \$10,000 a year or less. He stated most of them rely on the Food Bank's 240 member agencies and there are 100 in Oakland alone. He stated the Supplemental Nutrition Assistance Program (SNAP) program gets the basic needs met and 42 million people in the United States are getting basic needs of hunger met in part from SNAP. He also stated that President Trump's proposed budget includes a \$200 billion cut to SNAP that will fundamentally break it as an entitlement program. He asked the board to look out for the Food Bank's advocacy and they look forward to partner with other organizations on the attack of this basic need.

**17. Maeve Elise Brown – Housing & Economic Rights Advocates**

M. Brown stated HERA provide's free legal assistance across the state from their office in Oakland. She stated that they receive many calls from tenants and they have nowhere else to go for section 8 voucher issues or evictions. She stated that they have been trying to make resources available and more visible by creating a webpage on their site called Money Happy which is in 5 languages and is being built county to county. She stated there isn't a lot of money to go around but people are also unaware of what what is available. She stated that there needs to be a fund that offers a flexible pool of emergency money. She stated people need different things at different times and statistically people's income will fluctuate about 20% enough to lose a car payment and rent payment over a year.

**18. Ivey Williams – Alameda County Public Health Department**

I. Williams stated the biggest concerns working with the County's Equity Unit where they utilize many different unusual ideas and how to come together to solve some issues that are faced in Alameda County. He worked on the Community Economic Division and they focused on the more public commercial side of the county, they applied public policy to commercial issues. He stated that property owners are raising rents to make more money. He said one of the biggest concerns is how can this can be offset by some type of commercial way of changing the game, like coming up with money solutions to the issues. He also stated that another major concern is the Transit Oriented Development (TOD) on International Blvd. Fares are increasing and reducing International Blvd. to one lane. There are many low-income individuals who take the bus only for a couple of blocks and that will not happen anymore since the bus will not stop at every stop. He stated that on International Blvd. there are a lot of commercial corridors and old dilapidated buildings. If this transit redevelopment goes through then that means the property values will increase and people are going to sell their properties and there will be a huge influx of individuals coming out of those buildings.

**19. Kwanzaa Duviyani – Roots Community Health Center**

K. Duviyani stated that he hosts hiring events at Roots Community Health Center. He stated that they try to have the most impact by having the employers go to Roots facility and have hiring events. He stated that have a social enterprise called 360 which is their answer to provide job creation primary to the reentry population, people who are in transition. When he meets with an employer, he has to make sure that they are reentry friendly. How can they make the most impact? What he envisions is an employment opportunities task force. He stated that many agencies are doing the same thing he does, they should all come together under one umbrella and make the most impact by working together. He

stated he already has support from his agency to create the employment opportunities task force but Roots' East Oakland location is an issue. The job seekers can't or won't go to that area, due to previous gang affiliation or other issues. He stated that he can have the hiring events at other locations not just in East Oakland. He would like to collaborate more with other agencies to accomplish this.

**20. Brendan Hofmann – Alameda County Department of Child Support Services**

B. Hoffman stated that their office establishes paternity tests, child support orders, and medical coverage orders. She stated they are looking for partnerships with other agencies. They would like to make referrals if someone they work with needs a job or some other type of assistance. They try to help both sides because the person paying child support may need services too. They often refer people to the Alameda County Food Bank. She stated that there is a fee of \$25 for services if more than \$500 is collected per year in child support. There is a State program that if a person is in arrears, their obligation may be reduced if they qualify.

**21. Caleb Smith – The Unity Council**

C. Smith stated that they provide eviction prevention services, credit repair, benefits screening, application assistance and provide people with housing opportunities as they come along. He stated that there is a huge gap in people's basic needs. There is a need for affordable child care. There also needs to be more support for the undocumented community. Many people do not qualify for public benefits and are completely on their own. He also stated that there is a need for a flexible fund for debt relief, basic financial needs to relieve some stress and they can focus on other areas, transportation cost support. He currently has a client living out of her car and she has to spend money on gas because she can't stay in one place. Another area of high need is food, if you are not nourished you can't focus on anything else.

**22. Sarah Finnigan – Eden I&R**

S. Finnigan stated that this is the 41st year in service for Eden I&R and they are an informational service for Alameda County. She stated that 211 is available 24 hours a day, 7 days a week. They provide a confidential assessment which can be lengthy and then the participants are connected to services based on the priority of their needs. They offer tax preparation assistance and helped over 1,000 different callers connect to tax sites throughout Alameda County this past tax season. She stated they are also noticing a trend in immigration needs, and the number one need that people call about is housing. She stated that not only do they maintain Health and Human Services database but the Housing database and they only include low-income or section 8 listings. There are currently 8,000 units active on the Section 8 database and they continue to reach out and advocate to landlords to tell them why it is important to take section 8 tenants. She stated that they have created a flyer in response to the current political climate regarding immigration and the need for additional resources. The flyer has a list of basic needs, housing, food, legal assistance, and immigration issues. She stated that since January they have received over 60 calls related to immigration and have connected about 400 people to different resources and they expect the number to increase.

## FEDERAL ASSURANCES

Public Law 105-285 establishes programmatic assurances for the State and eligible entities as a condition of receiving CSBG funds. Provide a detailed narrative describing the activities your agency will conduct that will enable low-income families and individuals to achieve the programmatic purposes listed below. **(Federal Assurances can be found on Public Law pages 2736-2739)**

### 1. Programmatic Purposes

(A) to support activities that are designed to assist low-income families and individuals, including families and individuals receiving assistance under part A of title IV of the Social Security Act (42 U.S.C. 601 et seq.), homeless families and individuals, migrant or seasonal farm workers and elderly low-income individuals and families, and a description of how such activities will enable the families and individuals—

(i) to remove obstacles and solve problems that block the achievement of self-sufficiency, (including self-sufficiency for families and individuals who are attempting to transition off a State program carried out under part A of title IV of the Social Security Act);

**In collaboration with other anti-poverty programs, the AC-OCAP Board continues to monitor legislation and advocate for policies that remove barriers and supports community and economic development, promoting new and innovative opportunities for Alameda County's low-income community. AC-OCAP's current funded programs provide Alameda County's low-income community with access to an array of services such as job preparation, education, training, and employment placement, eviction defense, temporary and transitional housing, and other essential services. The suite of financial programs that AC-OCAP is involved in, such as the EITC campaign, Bank on Oakland, and participation in the Alameda County Community Asset Network demonstrates that AC-OCAP recognizes the need for financial empowerment and the ability to leverage low-income dollars. These programs provide the community with free financial education, banking services, workshops, access to credit scores, and financial resources.**

(ii) secure and retain meaningful employment;

**AC-OCAP will continue to fund programs to help Alameda County's low-income community secure and retain meaningful employment and provide wraparound services that include life skills training, educational enhancement, improves literacy skills, vocational training, job search and resume building, job placement assistance, case management services and mentoring so families and individuals can obtain economic security through meaningful**

**employment. AC-OCAP is dedicated to supporting employment and training programs that create pathways for economic security for Alameda County's low-income community. AC-OCAP continue to participate with the Oakland and Alameda County Workforce Investment Board (WIB).**

(iii) attain an adequate education, with particular attention toward improving literacy skills of low-income families in the communities involved, which may include carrying out family literacy initiatives;

**AC-OCAP continues to support Head Start families and programs that assist Alameda County's low-income population in improving literacy skills.**

(iv) make better use of available income;

**AC-OCAP supports neighborhood banking services to low-income individuals who are historically un-banked through Bank on Oakland; supports microbusiness incubation; free tax preparation for EITC through Earn It Keep It Save It and year round financial literacy training, education, and credit counseling.**

(v) obtain and maintain adequate housing and a suitable living environment;

**AC-OCAP provides housing assistance and temporary/transitional shelter along with wraparound services to ensure that Alameda County's low-income families and individuals are supported beyond their housing needs.**

(vi) obtain emergency assistance through loans, grants or other means to meet immediate and urgent family and individual needs; and

**AC-OCAP supports and refer individuals and families to programs that assist Alameda County's low-income population in accessing emergency rental housing and Spectrum's Low-Income Home Energy Assistance Program (LIHEAP) to address urgent family and individual needs.**

(vii) achieve greater participation in the affairs of the communities involved, including the development of public and private grassroots partnerships with local law enforcement agencies, local housing authorities, private foundations, and other public and private partners to;

(l) document best practices based on successful grassroots intervention in urban areas, to develop methodologies for widespread replication; and;

**AC-OCAP participates in the various meetings and conferences around**

**comprehensive support such as, California Endowment, Workforce Investment Board, United Way of the Bay Area: Alameda County Earned Income Tax Credit Campaign, Oakland Unite (Measure Z: Violence Prevention and Public Safety Act), Oakland Housing Authority, Alameda County Department of Social Services: Affordable Care Act enrollment, Alameda County Community Food Bank: Food stamps outreach, Alameda County ALL IN: New War on Poverty, Bank on Oakland, and other local initiatives. In addition, AC-OCAP, sponsors community forums throughout the year to address issues that concern the welfare of low-income individuals and families. These events encourage partnerships among community-based organizations, philanthropic community, advocates, faith based entities, government, elected officials, and financial institutions all working collectively to provide low-income participants with direct access to resources.**

(II) strengthen and improve relationships with local law enforcement agencies, which may include participation in activities such as neighborhood or community policing efforts;

**AC-OCAP supports Alameda County's Violence Prevention Blueprint, Oakland's Cease Fire and Oakland Unite - the City of Oakland's violence prevention program which plays a pivotal and active role in engaging youth, the re-entry population, and the community at large.**

Please indicate the activities your agency sponsors to satisfy the Federal Assurance listed in #1 above (check all that apply):

- Disaster Preparedness and Relief
- Energy Support
- Job Training
- Asset Development Programs
- Educational Support
- Career Development
- Volunteer Coordination Efforts
- Food Resources
- Health Education
- Tax Preparation /Tax Credit Information
- Mentoring
- Parent Support
- Child Development Information
- Medical Service Access
- Home Visiting/Case management
- Childcare Services/Head Start
- Other: Click here to enter text.

Other: Click here to enter text.

## 2. Needs of Youth

(B) To address the needs of youth in low-income communities through youth development programs that support the primary role of the family, give priority to the prevention of youth problems and crime, and promote increased community coordination and collaboration in meeting the needs of youth, and support development and expansion of innovative community-based youth development programs that have demonstrated success in preventing or reducing youth crime, such as—

(i) programs for the establishment of violence-free zones that would involve youth development and intervention models (such as models involving youth mediation, youth mentoring, life skills training, job creation, and entrepreneurship programs); and

Please select the types of programs your agency sponsors to address the needs of youth:

- Youth Mediation Programs
- Youth Mentoring Programs
- Tutoring
- Life Skills Training
- Youth Employment
- Entrepreneurship Programs for Youth
- Other: Click here to enter text.
- Other: Click here to enter text.
- Other: Click here to enter text.

Narrative Response:

**AC-OCAP has and continues to serve as an instrumental partner/funder for services for young adults between the ages of 16- 26, to participate in violence prevention, re-entry, education and training and transitional housing programs. In addition, AC-OCAP funds local agencies that directly address the needs of the growing number of disconnected and homeless/emancipated foster youth. These programs focus on services for youth adults which include counseling, job training internships/placements, academic support, and mentoring.**

(ii) after-school childcare programs

**AC-OCAP has strong partnerships to help support after-school programming designed to keep kids safe, connect with caring adults, and improve community and youth development. Through the 21<sup>st</sup> Century Community Learning Center and the state's After School Education and Safety Program grants, Alameda County's 4/SPAN Afterschool Programs provides training and technical assistance to afterschool programs. In addition, the REACH Ashland Youth**

Center is located in the low-income area of Ashland which offers a space for recreation, visual arts, physical fitness, and individual support.

Oakland Fund for Children and Youth is a \$9 million voter approved measure for children and youth programs. Half of the funds go toward School-based after school programming. (<http://www.ofcy.org/funded-programs/>)

The Hayward Promise Neighborhood was created as another model of engagement for afterschool hours for youth to address the challenges of poverty, crime, and low academic achievement in the South Hayward.

### 3. Coordination of Other Programs

(C)To make more effective use of, and to coordinate with, other programs (including State welfare reform efforts)

Please indicate the types of programs your agency coordinates services with:

- Local Workforce Investment Boards
- Social Service Departments
- CSBG MSFW Agency
- One-Stop Centers
- Child Care Centers
- Faith-Based Organizations
- Community Based Organizations
- Other: Click here to enter text.
- Other: Click here to enter text.
- Other: Click here to enter text.

Narrative Response:

**AC-OCAP's Board and staff continues to expand its collaboration with other programs to effectively coordinate and maximize the level of access and services made available to Alameda County's low-income community, especially the General Assistance and Temporary Aid to Needy Families (TANF) population.**

### 4. Emergency Food and Nutrition

Describe how your agency will provide emergency supplies and services, nutritious foods, and related services to counteract conditions of starvation and malnutrition among low-income individuals.

**AC-OCAP continues to support local programs such as the Alameda County Community Food Bank's food stamp enrollment program, Oakland Summer Lunch Program, access to healthy food, brown bag emergency food services and other nutritional programs that assist in counteracting the**



**conditions of hunger, malnutrition and food insecurity. In addition, AC-OCAP, in collaboration with Oakland's Community Housing Services Department, sponsors an annual Thanksgiving Dinner that provides over 2,000 meals to the low-income community.**

**5. Employment and Training**

Describe how your agency will coordinate with, and establish linkages between, governmental and other social services programs to assure the effective delivery of services and avoid duplication; and describe coordination of employment and training activities as defined in section 3 of the Workforce Innovation and Opportunity Act [29 U.S.C. 3102]. .

Please indicate the types of entities your agency coordinates services with:

- Workforce Investment Boards
- Social Service Departments
- One-Stop Centers
- Child Care Centers
- Faith-Based Organizations
- Local Colleges
- Adult Education programs
- Job Training Organizations
- CSBG MSFW Agency
- CalWORKS
- Community Based Organizations
- Substance Abuse Treatment Providers
- Other: Click here to enter text.
- Other: Click here to enter text.
- Other: Click here to enter text.

Narrative Response:

**AC-OCAP will continue to partner with the Alameda County and Oakland Workforce Investment Board; and collaborate with Oakland's Private Industry Council, local Chamber of Commerce, community colleges, and other organizations to address employment and job training needs of Alameda County's low-income community. In addition, AC-OCAP's continues to foster collaboration among these programs to ensure the availability of services is effectively executed in order to minimize duplication of efforts.**

**6. Low-Income Home Energy Assistance**

Describe how your agency will ensure coordination between antipoverty programs in each community in the State, and ensure, where appropriate, that the emergency

energy crisis intervention programs under title XXVI (relating to low-income home energy assistance) are conducted in the community.

**AC-OCAP will continue to increase its efforts to work with other anti-poverty programs in the Alameda County. Continued efforts will be directed towards public education campaigns, information and referrals for Spectrum Community Services: Low Income Home Energy Assistance Program (LIHEAP) and other resources that will help families reduce their costs and/or conserve energy. Outreach measures include providing information about low-cost energy programs through the utilization of the AC-OCAP line/website, 211 and free public events.**

**7. Faith-Based Organizations, Charitable Groups, and Community Organization Partnerships**

Describe how your agency will, to the maximum extent possible, coordinate programs with and form partnerships with other organizations serving low-income residents of the communities and members of the groups served by the State, including religious organizations, charitable groups, and community organizations.

Please select the various organizations that your agency forms partnerships to serve low-income residents in your service area, check all that apply:

- Local school districts
- Social Service Departments
- State agencies
- Colleges
- Faith-Based Organizations
- Community Based Organizations
- Local Utility Companies
- Charitable Organizations
- Homeless Programs
- Participant in County Taskforce
- Local Food Banks
- Other: Click here to enter text.
- Other: Click here to enter text.
- Other: Click here to enter text.

Narrative Response:

**AC-OCAP will continue to increase its efforts to coordinate programs and establish partnerships with community organizations and charitable groups serving Alameda County's low-income populations in order to address needs not otherwise addressed in the community and foster community revitalization. AC-OCAP has partnered with other entities to coordinated food stamp outreach, increases health care access through**

**Affordable Care Act, provide financial literacy/asset support, and activities for employment, education and job training with partners such as the Alameda County Social Services Agency, Oakland and Alameda County Workforce Investment Board, Private Industry Council, United Way of the Bay Area, California Endowment, and other various agencies.**

**8. Establishment of Procedures for Adequate Board Representation**

Describe your agency's procedures for establishing adequate board representation under which a low-income individual, community organization, religious organization, or representative of low-income individuals that considers its organization, or low-income individuals, to be inadequately represented on the board (or other mechanism).

**AC-OCAP regularly reviews its by-laws to ensure that appointments, terms of office and selection criteria allow for adequate representation. AC-OCAP also has an established procedure that allows the community-at-large to address inadequate representation on the board, if applicable. AC-OCAP low-income board members are democratically elected/selected through a petition/application process and are required to reside in the area served.**

**9. Cost and Accounting Standards**

Describe how your agency will ensure that cost and accounting standards of the Office of Management and Budget apply to a recipient of the funds.

**AC-OCAP's cost and accounting practices are consistent with the standards set forth by the Office of Management and Budget. The City of Oakland, which includes the Human Services Department's Community Action Agency, contracts with an outside CPA firm to conduct an annual audit of the City.**

**10. Service Delivery System**

- a. Provide a description of your agency's service delivery system, for services provided or coordinated with CSBG funds targeted to low-income individuals and families in communities within the State.
- b. Provide 2-3 examples of changes made by your agency to improve service delivery to enhance the impact for individuals, families, and communities with low-incomes based an in-depth analysis of performance data.

**AC-OCAP administers a Request for Partnership (RFP) funding process to solicit outcome based programs and services to leverage the existing service delivery system for Alameda County's low-income residents that focus on building self-sufficiency in the areas of Job Training and Employment Placement; Housing and Community Development; and Supportive Services. The selected AC-OCAP contracted agencies represent a unique**

**Community Economic Opportunity (CEO) network of anti-poverty service providers working collectively to improve self-sufficiency among Alameda County's low-income community.**

**11. Linkages**

Describe how linkages will be developed to fill identified gaps in services, through the provision of information, referrals, case management, and follow-up consultations.

**AC-OCAP has established relationships with government agencies, community-based organizations, and private groups to assist Alameda County's low-income community in meeting their needs. AC-OCAP's information and referral network includes the Oakland Assistance Center, City of Oakland Housing Resource Assistance Center, Eden Information and Referral Agency: 211, Catholic Charities, AC-OCAP General Line/website, and a host of local community partners dedicated to meeting the needs of Alameda County's low-income community.**

**12. Funds Coordination**

Describe how CSBG funds will be coordinated with other public and private resources.

**AC-OCAP will continue to coordinate and mobilize public and private resources to maximize the leveraging capability of CSBG funds as a public community action agency.**

**13. Innovative Community and Neighborhood Initiatives (Including Fatherhood/Parental Responsibility)**

Describe how your agency will use funds to support innovative community and neighborhood-based initiatives related to the purposes of this subtitle which may include fatherhood and other initiatives with the goal of strengthening families and encouraging effective parenting. -.

Please select the community and neighborhood initiatives your agency will use to fulfill the purpose of this subtitle:

- Fatherhood Strengthening Classes
- Counseling
- Non-court-ordered parenting classes
- Co-parenting communication skills
- Classes assisting incarcerated or recently paroled men
- Job training and employment assistance
- Other: Asset Building and Youth College Savings Program
- Other: Click here to enter text.

Other: Click here to enter text.

Narrative Response:

**AC-OCAP serves as the incubator for supporting new and innovative community and neighborhood-based initiatives. In addition, we will continue to collaborate with Head Start and Early Head Start, and the Mayor's Oakland Promise Initiative all designed to help strengthen and improve outcomes for low-income families.**

## STATE ASSURANCES

California State Law establishes assurances for the State and eligible entities. Provide narrative descriptions of how your agency is meeting each assurance.

California Government Code 12747 (a): Community action plans shall provide for the contingency of reduced federal funding.

**In our continuous effort to plan and respond to reduced federal funding, AC-OCAP will continue, as part of its infrastructure and governance, to implement and revise its fund development plan. Since AC-OCAP is embedded within the City of Oakland's Department of Human Services, AC-OCAP uses its funding to leverage additional programming and services specifically aimed at addressing the identified needs and gaps in services that impact Alameda County's low-income population. As part of this comprehensive strategy, AC-OCAP will continue to seek opportunities to collaborate with other organizations and agencies in order to leverage existing funds, expand capacity, and increase efficiencies of the programs and services provided to Alameda County's low-income communities.**

California Government Code § 12760: Community action agencies funded under this article shall coordinate their plans and activities with other eligible entities funded under Articles 7 (commencing with Section 12765) and 8 (commencing with Section 12770) that serve any part of their communities, so that funds are not used to duplicate particular services to the same beneficiaries and plans and policies affecting all grantees under this chapter are shaped, to the extent possible, so as to be equitable and beneficial to all community agencies and the populations they serve.

**As a public agency, AC-OCAP is aware of services funded by other local and state funders within Alameda County. As an additional safeguard, AC-OCAP's Request for Partnership (RFP) funding application requires potential partners to identify all other sources of funding and grants secured to ensure equity and efficiency of services delivered to Alameda County's low-income community. The Community Economic Opportunity Network is a network of partners that**

are working together to end poverty in Alameda County. AC-OCAP, through its collaborations and relationship with the County Board of Supervisors, City Council, and Mayor's office, serves as the liaison for the major initiatives specifically targeted at helping Alameda County's low-income population attain a level of self-sufficiency such as Bank on Oakland, the Alameda County Earned Income Tax Credit (EITC) Campaign, Oakland Hunger Free Summer Campaign, and Oakland's Promise Brilliant Babies College Savings Initiative.

California Government Code §12768: Migrant and Seasonal Farmworker (MSFW) entities funded by the department shall coordinate their plans and activities with other eligible entities funded by the department to avoid duplication of services and to maximize services for all eligible beneficiaries. If your agency is not an MSFW entity, please write "not applicable".

Not applicable

## INDIVIDUAL AND COMMUNITY ELIGIBILITY REQUIREMENTS

Describe how your agency verifies participant income eligibility:

- Pay Stubs
- Social Security Award Letters
- Bank Statements
- Tax Statements
- Zero-income Statements
- Unemployment Insurance Letters
- Qualification for other need-based program, describe

During the programs' client intake process, participants are screened in order to determine if their income meets the eligible federal poverty guidelines by providing proof of income in the form of pay stubs, public assistance statements ( i.e. Social Security Income, CalWorks, or CalFresh award letter), tax returns or W-2s. Documentation of proof of legal ability to work include a social security card and Identification for employment based programs.

- Other, describe:

Income eligibility for general/short term services: For services with limited in-take procedures (where individual income verification is not possible or practical), describe how your agency generally verifies income eligibility for services? An example of these services is emergency food assistance.

**AC-OCAP partners with organizations like the Alameda County Community Food Bank, and local shelters that work with individuals and families that have minimal income or below the poverty level. Services are provided in high poverty areas/census tracts.**

Community-targeted services: For services that provide a community-wide benefit (e.g. development of community assets/facilities; building partnerships with other organizations), describe how your agency ensures the services target low-income communities?

**AC-OCAP focuses its efforts in neighborhoods that experience high concentrations of poverty. AC-OCAP partners with organizations that have a history in working with low-income residents and are located in the neighborhood or have outreach and access to the community. This place-based strategy ensures that low-income residents are targeted and benefit from community-wide investments.**

## MONITORING AND EVALUATION

CSBG eligible entities are required to be actively involved in the evaluation of your community action programs. Provide a narrative description of the specific method(s) of evaluation, frequency, and monitoring conducted that ensures high standards of program and fiscal performance.

1. Describe your methods for evaluating programs and services.

**Monitoring is an on-going process of evaluating the programmatic and fiscal compliance amongst the agencies/programs with which AC-OCAP contracts. The purpose of the monitoring process described in this section of the plan is to assure that programs and services are being operated in accordance with the Community Action Plan and as specified in each city approved contract. Monitoring also serves as a means for identifying program challenges early on and taking the necessary corrective action. Evaluation is intended to help determine what programs work and why they work in order to identify best practices. In essence, the AC-OCAP Board and staff will continue to review and assess information documented in reports submitted by contractors and pose questions such as:**

- Is the accounting system appropriate for the grant and agency?
- Is staffing capacity adequate to provide quality services?
- Who are the collaborating partners?
- Is the agency documenting participant household eligibility per federal poverty level guidelines and residency?
- What challenges or problems have been encountered by the agency in implementing the AC-OCAP contract?

**Alameda County-Oakland Community Action Plan includes a comprehensive monitoring and evaluation plan with a strong emphasis on fiscal and program accountability. Overall, AC-OCAP's evaluation plan is designed to gauge the progress of clients and identify successful programs that are effective in moving Alameda County's low-income residents toward self-sufficiency.**

**In addition, AC-OCAP's grantees conduct a customer satisfaction survey from their clients to evaluate their performance. AC-OCAP captures this information in its Request for Proposal application, CSBG Progress Reports, and through survey monkey. AC-OCAP plans to collect surveys from grantees to better understand their customer satisfaction/evaluation process (Organizational Standard 6.4).**

2. Describe the frequency of evaluations conducted.

**Throughout the contract period staff conducts an agency risk assessment and visits contractors to evaluate contract compliance through observation, interview, and verification of records. Site visits occur at any time during the three-year contract period. An overall compliance review provides an assessment of data collected and determines compliance with provisions contained within the contract. The review provides an overview of individual project achievement(s) and is designed to address accountability and provide useful feedback.**

3. Describe specific monitoring activities and how they are related to establishing and maintaining the integrity of the CSBG program.

**Monitoring tools developed by AC-OCAP staff ensures timely progress with the work plan, prudent expenditure of funds, and compliance with contract conditions. Expenditures of City operated programs are monitored through the City's Financial Management System; financial reports include copies of relevant documentation (e.g. payroll registers, invoices, etc.), and are reviewed by AC-OCAP's fiscal personnel bimonthly. Each funded ACOCAP program is required to: 1) complete a desk audit; 2) submit a midyear**



**progress report that provides grantees an opportunity to share program accomplishments, collaborations, other related issues, and demographic data; 3) complete a detailed annual end of the year progress report as it pertains to the agency's scope of work and demographic data; and 4) make an annual presentation with program recipients to provide a program update and highlight achieved outcomes. Presentations made by AC-OCAP grantees enhance the program's accountability to the AC-OCAP Administering Board.**

## **DATA COLLECTION**

The success of the CSBG Network relies heavily on the quality and relevance of data collected on individuals and families served. To comply with the requirements set forth by OCS with the State and Federal Accountability Measures, provide a narrative description on your agency's data collection and reporting process. Explain how your agency ensures accurate data is collected and reported on ALL agency activities, not just CSBG funded activities. Describe the system(s) your agency has in place to ensure accuracy, review the data prior to submission to the State, and how the data is used, analyzed and acted on to improve agency programs and services.

Describe the data collection process.

**Funded grantees gather and track client data based on their Scope of Work outcomes and goals. This information is then reported to AC-OCAP for mid-year and annual reporting periods.**

Describe the data reporting process.

**Grant funded organizations share their program summary, outcomes, accomplishments to-date, case studies, collaborations, and other related issues on the Mid-Year and Annual Progress Reports. Unduplicated demographic data is reported on the Community Services and Development (CSD) 295 Client Characteristic Report (CCR). AC-OCAP is planning to implement its on line reporting database after the new CSD reporting requirements are introduced.**

Describe how the data is used, analyzed and acted on to improve agency programs and services.

**AC-OCAP reviews, analyses, and utilizes its data to make informed programmatic funding decisions. The quantitative and qualitative data collected provides AC-OCAP with a measure of the organizations' progress towards achieving their overall outcomes. It also serves as indicator to the**

effectiveness of a program and helps to substantiate program need or identify gaps in services that may not be evident within a demographic report.

## **CSBG/NATIONAL PERFORMANCE INDICATORS (NPI) CAP PROJECTIONS**

The Office of Community Services (OCS) published CSBG IM #152 Annual Report on January 19, 2017. The CSBG Annual Report replaces the current CSBG IS and includes an updated set of CSBG outcome measures that will replace the current NPI structure. CSBG Eligible Entities will begin data collection with the new structure beginning October 2017. As more information is gathered CSD will ask agencies to complete their projections in accordance with the new outcome reporting structure.

### **APPENDICES (OPTIONAL)**

All appendices should be labeled as an appendix (i.e., Appendix A: Community Survey Results) and submitted with the CAP.

- Appendix A: AC-OCAP Community Survey 2017**
- Appendix B: 2017 AC-OCAP Grantee Meeting Satisfaction Survey**
- Appendix C: Program Monitoring Form**
- Appendix D: Risk Assessment Tool**
- Appendix E: 2017 Progress Report Form**
- Appendix F: 2017 Reporting and Funding Reimbursement Schedule**
- Appendix G: AC-OCAP 2017 Programs and Services**
- Appendix H: CAP Plan Public Hearing Power Point Presentation**
- Appendix I: CAP Plan Public Hearing Sign-In Sheets**

APPENDIX A



Alameda County-Oakland Community Action Partnership  
2017 Community Survey

Thank you for participating! Please take a few moments to fill out this survey about your experience living in Alameda County. At the end of the survey you will have the chance to enter a drawing for a new iPad or a gift card.

1) Please indicate the number of people living in your household: \_\_\_\_\_

2) Please indicate your total household annual income:

- \$ 0 – 20,000     \$20,001 – 40,000     \$40,001 - 60,000     \$60,001 – 80,000     \$80,001 and over

3) Please enter your city: \_\_\_\_\_

4) Please enter your zip code: \_\_\_\_\_

5) Please indicate your gender:    Male                  Female                  Prefer to self-describe \_\_\_\_\_

6) Please indicate your race (circle all that apply)

- White                                  American Indian and Alaska Native  
Black                                  Native Hawaiian and Other Pacific Islander  
Asian                                  Hispanic/Latino  
Other/Multi race: \_\_\_\_\_

7) Circle the THREE (3) most important concerns for YOU and/or YOUR FAMILY:

- |                              |                           |                       |
|------------------------------|---------------------------|-----------------------|
| Affordable Housing           | Eviction Prevention       | Programs for Youth    |
| Alcohol & Drug Treatment     | Foreclosure Prevention    | Public Safety         |
| Banking Services             | Healthy Food Access       | Services for Seniors  |
| Child Care                   | Homelessness              | Services for Veterans |
| Debt Management              | Immigration & Citizenship | Transportation        |
| Disability Access            | Job Training & Employment | Other: _____          |
| Education                    | Medical & Dental Care     |                       |
| Energy & Other Utility Costs | Mental Health Services    |                       |

**APPENDIX A**



**Alameda County-Oakland Community Action Partnership  
2017 Community Survey**

**8) How adequate do you feel the following services are being provided in your COMMUNITY?**

If you are unfamiliar with how the quality of service(s) is being provided, please circle 0.

<b>Services</b>	<b>Excellent 3</b>	<b>Average 2</b>	<b>Poor 1</b>	<b>Don't Know 0</b>
Affordable Housing	3	2	1	0
Alcohol & Drug Treatment	3	2	1	0
Banking Services	3	2	1	0
Child Care	3	2	1	0
Debt Management	3	2	1	0
Disability Access	3	2	1	0
Education	3	2	1	0
Energy & Other Utility Costs	3	2	1	0
Eviction Prevention	3	2	1	0
Foreclosure Prevention	3	2	1	0
Healthy Food Access	3	2	1	0
Homelessness	3	2	1	0
Immigration & Citizenship	3	2	1	0
Job Training & Employment	3	2	1	0
Medical & Dental Care	3	2	1	0
Mental Health Services	3	2	1	0
Programs for Youth	3	2	1	0
Public Safety	3	2	1	0
Services for Seniors	3	2	1	0
Services for Veterans	3	2	1	0
Transportation	3	2	1	0
Other:	3	2	1	0

If you are interested in entering the drawing for an Apple iPad or gift card, please complete the information below

**9) Contact Information:**

Name: \_\_\_\_\_

Email Address: \_\_\_\_\_

Phone Number: \_\_\_\_\_

**10) How did you find out about this survey? If a specific agency referred you, please state the name of the agency.**

\_\_\_\_\_

\_\_\_\_\_

*Thank You for Your Time!*

**APPENDIX B**

**2017 AC-OCAP Grantee Meeting Satisfaction Survey**

**If you attended AC-OCAP's Grantee Meeting on Thursday, April 13, 2017, please take this short survey letting us know how we did.**

1. Please rate overall, the Grantee Meeting you attended on Thursday, April 13, 2017.

Very Good       Good       Fair       Poor       Very Poor

(Optional) Comments: \_\_\_\_\_

2. Please rate the logistics (location, time/date, parking, breakfast, etc.) of the meeting?

Very Good       Good       Fair       Poor       Very Poor

(Optional) Comments: \_\_\_\_\_

3. How would you rate AC-OCAP's overall presentation?

Very Good       Good       Fair       Poor       Very Poor

(Optional) Comments: \_\_\_\_\_

4. As a result of the meeting, how would you rate your knowledge or understanding of CAP's six national performance indicators and goals?

Very Good       Good       Fair       Poor       Very Poor

(Optional) Comments: \_\_\_\_\_

5. Do you have a better understanding of AC-OCAP's reporting requirements and timelines?

Yes       No

(Optional) Comments: \_\_\_\_\_

6. Do you have a better understanding of AC-OCAP'S eligibility requirements as related to the 2017 HHS Federal Poverty Guidelines?

Yes     No    If yes, please explain \_\_\_\_\_

**APPENDIX B**

**2017 AC-OCAP Grantee Meeting Satisfaction Survey**

7. Were the handouts provided helpful?

Yes  No (Optional) Explain \_\_\_\_\_

8. Are there any additional questions that you would like to have had addressed at the meeting?

Yes  No (Optional) Explain \_\_\_\_\_

9. In what area(s) will you need Technical Assistance?

Reporting  Invoicing/Fiscal Management  Intake Forms/Eligibility

None  Other \_\_\_\_\_

10. Does your agency collect client satisfaction data?

Yes  No

(Optional) Comments: \_\_\_\_\_

**Thanks for your feedback and welcome to the AC-OCAP's Community Economic Opportunity Network.**

APPENDIX B


2017 AC-OCAP Grantee Meeting Satisfaction Survey

1. Please rate overall, the Grantee Meeting you attended on Thursday, April 13, 2017.

Answer Options	Response Percent	Response Count	
Very Good	90.0%	9	
Good	10.0%	1	
Fair	0.0%	0	
Poor	0.0%	0	
Very Poor	0.0%	0	
(Optional) Comments		1	
	<i>answered question</i>		10
	<i>skipped question</i>		0

**Comment(s):**  
 1. You all did a great job of keeping the tone of the meeting upbeat and engaging despite the dry, bureaucratic content that's the nature of this work. I'm really excited to work with you all. Thanks!

Please rate overall, the Grantee Meeting you attended on Thursday, April 13, 2017.



APPENDIX B

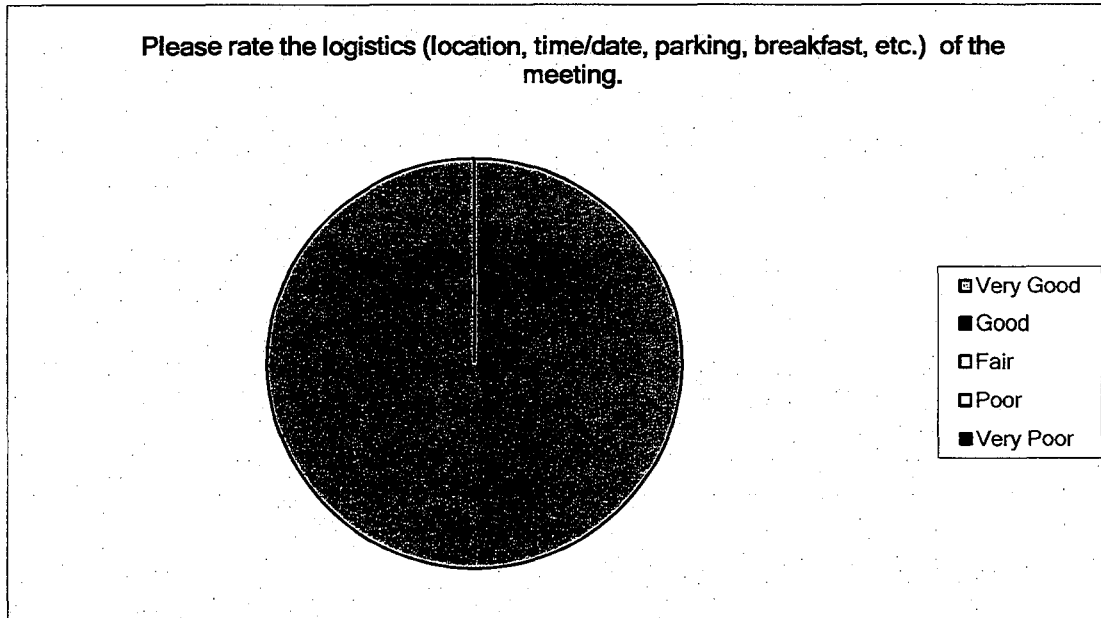
2017 AC-OCAP Grantee Meeting Satisfaction Survey

2. Please rate the logistics (location, time/date, parking, breakfast, etc.) of the meeting.

Answer Options	Response Percent	Response Count
Very Good	100.0%	10
Good	0.0%	0
Fair	0.0%	0
Poor	0.0%	0
Very Poor	0.0%	0
(Optional) Comments:		4
	<i>answered question</i>	10
	<i>skipped question</i>	0

Comment(s):

1. How very nice of you to validate parking.
2. So grateful for the healthy breakfast!
3. Appreciate the wonderful food and parking validation!
4. Breakfast was delicious!





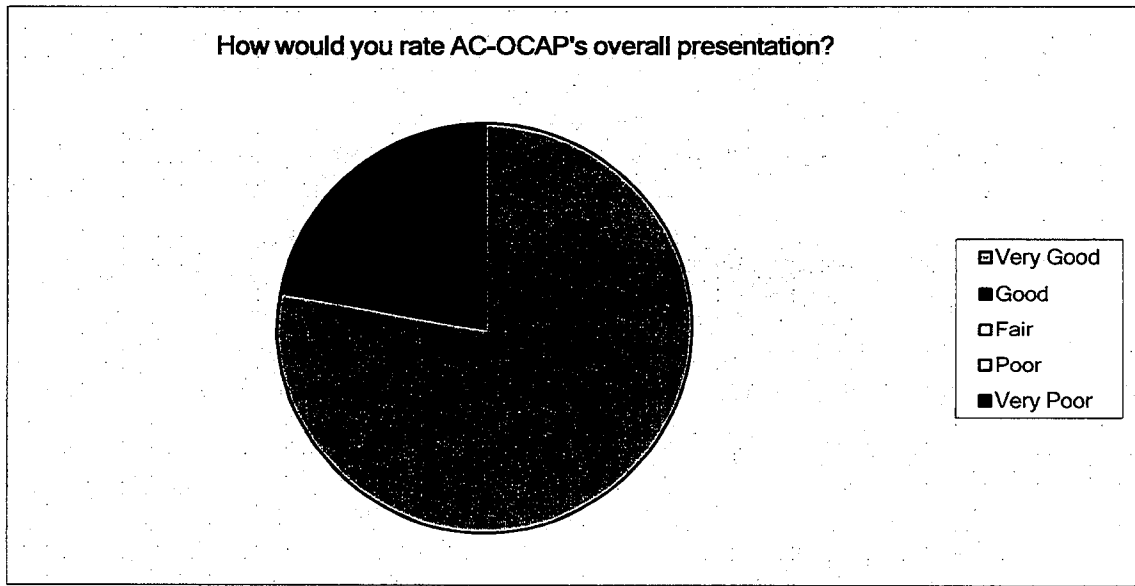
APPENDIX B

2017 AC-OCAP Grantee Meeting Satisfaction Survey

3. How would you rate AC-OCAP's overall presentation?

Answer Options	Response Percent	Response Count
Very Good	77.8%	7
Good	22.2%	2
Fair	0.0%	0
Poor	0.0%	0
Very Poor	0.0%	0
(Optional) Comments:		2
	<i>answered question</i>	9
	<i>skipped question</i>	1

**Comment(s)**  
 1. Very clear about what we need. Appreciated giving us the information in the format that matched what we needed (some info on slides, others on handouts)  
 2. Estelle is a very dynamic presenter



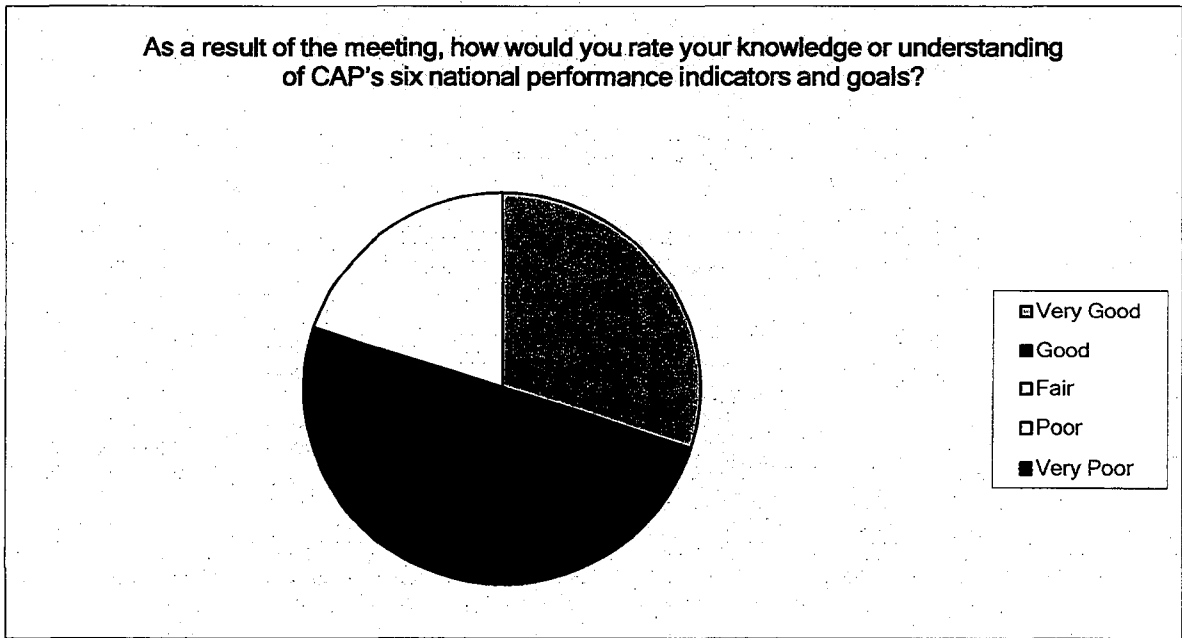
APPENDIX B

2017 AC-OCAP Grantee Meeting Satisfaction Survey

4. As a result of the meeting, how would you rate your knowledge or understanding of CAP's six national performance indicators and goals?

Answer Options	Response Percent	Response Count
Very Good	30.0%	3
Good	50.0%	5
Fair	20.0%	2
Poor	0.0%	0
Very Poor	0.0%	0
(Optional) Comments:		1
	<i>answered question</i>	10
	<i>skipped question</i>	0

**Comment(s)**  
 1. I couldn't recall them from memory, but now I have a place to refer to them



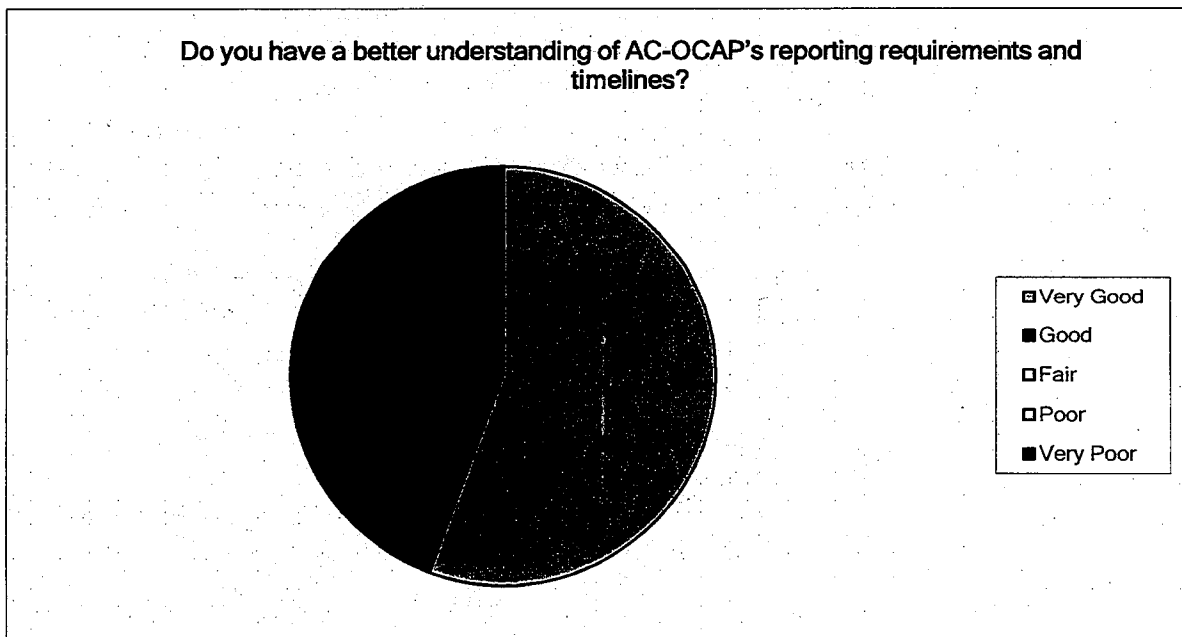
APPENDIX B

2017 AC-OCAP Grantee Meeting Satisfaction Survey

5. Do you have a better understanding of AC-OCAP's reporting requirements and timelines?

Answer Options	Response Percent	Response Count
Very Good	55.6%	5
Good	44.4%	4
Fair	0.0%	0
Poor	0.0%	0
Very Poor	0.0%	0
(Optional) Comments		1
	<i>answered question</i>	9
	<i>skipped question</i>	1

Comment(s):  
1. Hopefully



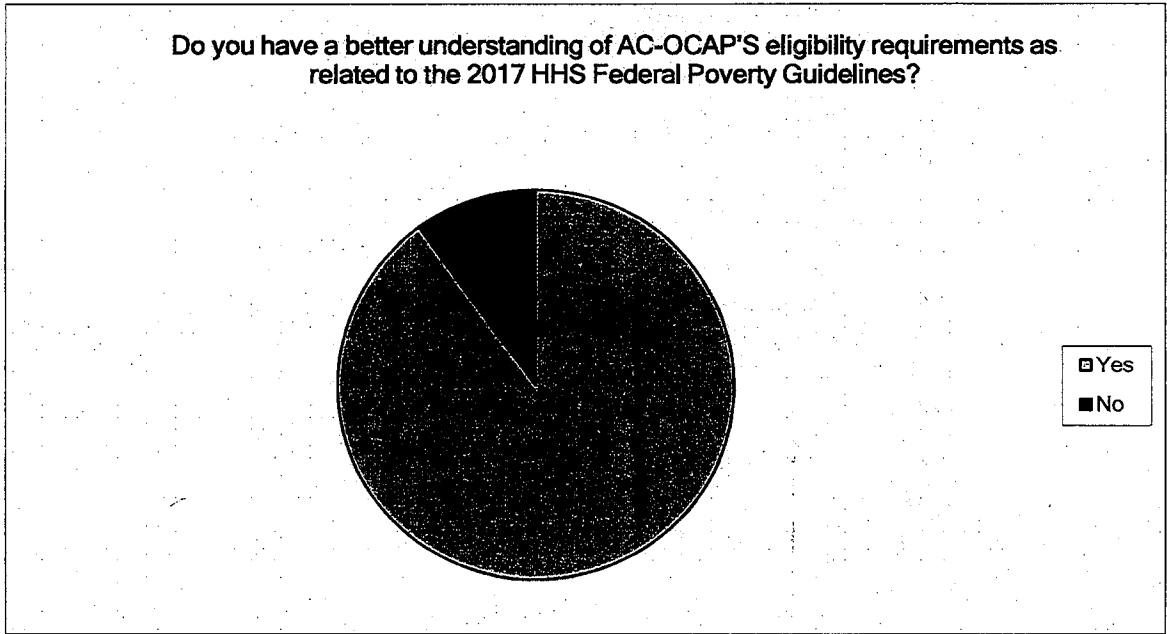
APPENDIX B

2017 AC-OCAP Grantee Meeting Satisfaction Survey

6. Do you have a better understanding of AC-OCAP'S eligibility requirements as related to the 2017 HHS Federal Poverty Guidelines?

Answer Options	Response Percent	Response Count	
Yes	90.0%	9	
No	10.0%	1	
If yes, please explain		1	
	<i>answered question</i>		10
	<i>skipped question</i>		0

**Comment(s):**  
1. I wish I would have understood the finer points of this sooner.



APPENDIX B

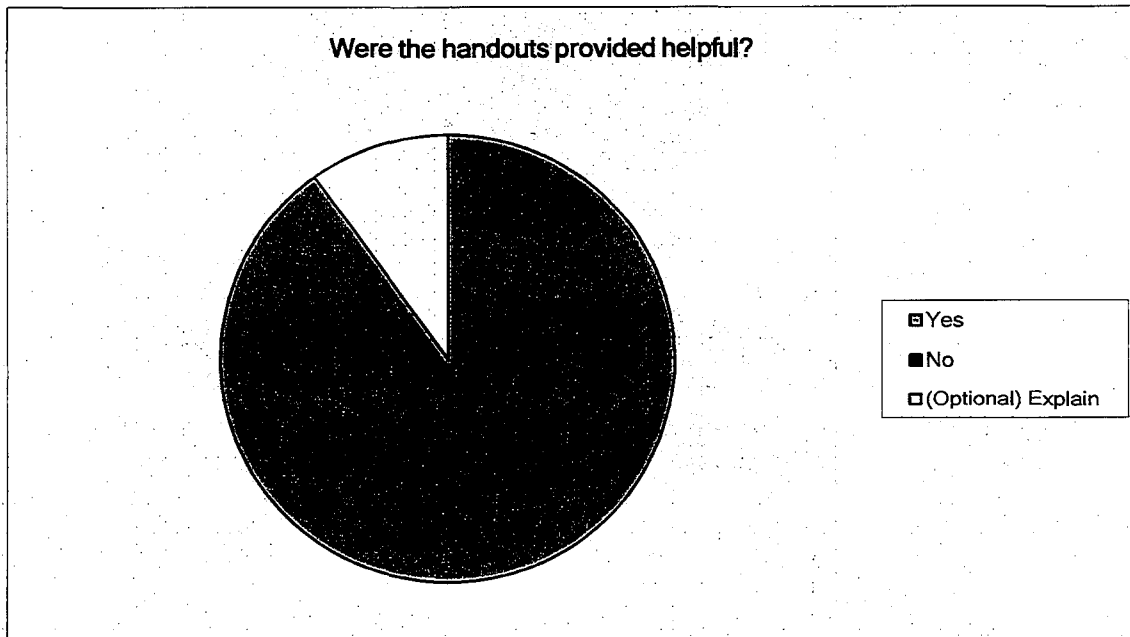
2017 AC-OCAP Grantee Meeting Satisfaction Survey

7. Were the handouts provided helpful?

Answer Options	Response Percent	Response Count
Yes	90.0%	9
No	0.0%	0
(Optional) Explain	10.0%	1
	<i>answered question</i>	10
	<i>skipped question</i>	0

Comment(s):

1. It would be great to have a handout explaining what items are required in our intake process. It was on a slide, but not in a handout.



APPENDIX B


2017 AC-OCAP Grantee Meeting Satisfaction Survey

8. Are there any additional questions that you would like to have had addressed at the meeting?

Answer Options	Response Percent	Response Count
Yes	0.0%	0
No	100.0%	10
(Optional) Explain		1
	<i>answered question</i>	10
	<i>skipped question</i>	0

Comment(s):

1. Since you ended the meeting early, we had plenty of time to address issues if there had been any.



APPENDIX B

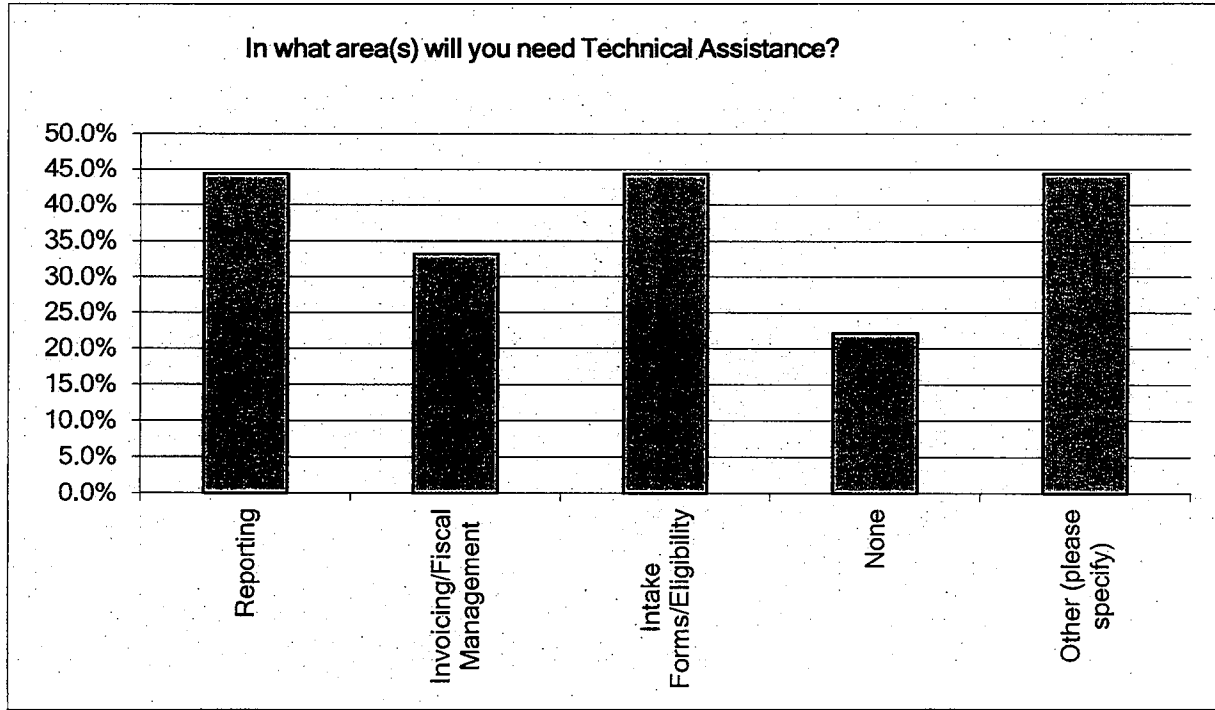
2017 AC-OCAP Grantee Meeting Satisfaction Survey

9. In what area(s) will you need Technical Assistance?

Answer Options	Response Percent	Response Count
Reporting	44.4%	4
Invoicing/Fiscal Management	33.3%	3
Intake Forms/Eligibility	44.4%	4
None	22.2%	2
Other (please specify)	44.4%	4
	<i>answered question</i>	9
	<i>skipped question</i>	1

**Comment(s):**

1. Would feel comfortable to know that technical assistance is available.
2. I hope we have it down.
3. We're new at this, so we'll need help. We have a brand-new case manager role in our org, so introductions to resources, such as those you brought to the meeting, will be really helpful for us.
4. I am not sure yet but I imagine there will be questions as we go through each step.



APPENDIX B

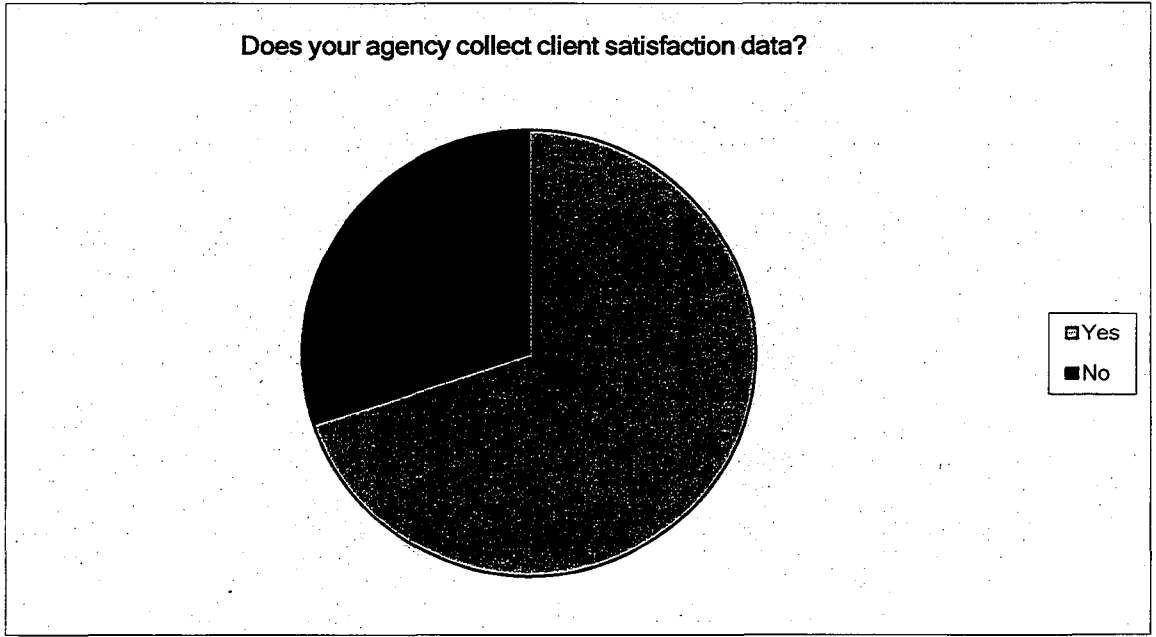
2017 AC-OCAP Grantee Meeting Satisfaction Survey

10. Does your agency collect client satisfaction data?

Answer Options	Response Percent	Response Count	
Yes	70.0%	7	
No	30.0%	3	
(Optional) Comments		2	
	<i>answered question</i>		10
	<i>skipped question</i>		0

**Comment(s):**

1. We will be assessing our data collection needs in the next couple months and this might be something we will put in place.
2. We do post assessments, plus 6month, 1 year, and two year surveys. Response rates are a challenge as you know (people change phone numbers, have housing instability, etc), but we get pretty good data from those who do respond and have invested a lot in our evaluation framework.







**APPENDIX C**

**Alameda County-Oakland Community Action Partnership (AC-OCAP)  
Program Monitoring Visit**

Name of grantee organization:		Date of monitoring:	
Program title:		Service area: <input type="checkbox"/> Oakland <input type="checkbox"/> Alameda Cnty	
Expected # to serve: Oakland:	Alameda Cnty:	Actual # Served: Oakland:	Alameda Cnty:
Strategic focus area:			
Program staff present at monitoring visit:			
AC-OCAP staff present at monitoring visit:			

The following items will be requested from the grantee by AC-OCAP for review during the monitoring visit.

DESK AUDIT ITEMS (Sent in advance of monitoring visit)	Review Date
➤ Current organizational agency chart, designating vacant positions	
➤ Current agency composite budget showing all programs, administration, and funding sources	
➤ Current Board roster with vacancies noted	
➤ Most recent minutes from meeting of Board of Directors	
➤ Written fiscal operating procedure	
➤ Most recent financial audit	

FISCAL MANAGEMENT (Interview Accountant or Bookkeeper)	NOTES
<p>Is the accounting system appropriate for the grant and agency?  <input type="checkbox"/> Yes <input type="checkbox"/> No</p> <p>Computer and funding source based accounting system:</p> <p><input type="checkbox"/> Composite program budget</p> <p><input type="checkbox"/> Chart of accounts (grant specifics)</p> <p><input type="checkbox"/> General ledger (printed copy)</p> <p><input type="checkbox"/> A/P &amp; A/R subsidiary (printed copy)</p>	
<p>Does the agency utilize effective accounting procedures, and accomplish routine tasks in a timely fashion? <input type="checkbox"/> Yes <input type="checkbox"/> No</p> <p><input type="checkbox"/> Current bank statements &amp; reconciliation reports up to date and filing system</p> <p><input type="checkbox"/> AC-OCAP Program Budget Report summarizing allocated costs to date and balance remaining</p> <p><input type="checkbox"/> Vendor invoices and allocation forms (internal process)</p> <p>Does the agency manage payroll efficiently and pay payroll taxes regularly and on time? <input type="checkbox"/> Yes <input type="checkbox"/> No</p> <p><input type="checkbox"/> Quarterly Federal Form 941—Federal Tax Return            Quarterly (Most recent)</p>	

**APPENDIX C**

Alameda County-Oakland Community Action Partnership (AC-OCAP)  
Program Monitoring Visit



<input type="checkbox"/> State DE 6—Wage & Withholding	
--	--

<b>OPERATIONS MANAGEMENT</b>	<b>NOTES</b>
Does the agency fiscal and organizational health provide a stable environment for the AC-OCAP program? <input type="checkbox"/> Yes <input type="checkbox"/> No Is AC-OCAP the only funding source? <input type="checkbox"/> Yes <input type="checkbox"/> No What other funding source(s) is there for the AC-OCAP funded program?	
Is staffing capacity adequate to provide quality services? <input type="checkbox"/> Yes <input type="checkbox"/> No	
Does the agency retain personnel to support stable program operations and development? <input type="checkbox"/> Yes <input type="checkbox"/> No  What reasons for turnover have been identified (i.e. Low pay, hiring process, poor fit, personality, workload, work environment)?	
Are collaborations effectively managed and utilized to meet program goals? <input type="checkbox"/> Yes <input type="checkbox"/> No  Who are the collaborating partners?	
Is the agency effectively governed by its Board of Directors? <input type="checkbox"/> Yes <input type="checkbox"/> No <input type="checkbox"/> Board Minutes (on file and up to date)	

<b>PROGRAM DELIVERY</b>	<b>NOTES</b>
Is the agency delivering quality services as outlined and contracted in the grant agreement? <input type="checkbox"/> Yes <input type="checkbox"/> No  <input type="checkbox"/> Curriculum used	



**APPENDIX C**

**Alameda County-Oakland Community Action Partnership (AC-OCAP)  
Program Monitoring Visit**

<p>Is the program having a positive impact on AC-OCAP low-income participants? <input type="checkbox"/> Yes <input type="checkbox"/> No</p> <p><input type="checkbox"/> Case study</p>	
--	--

<b>DOCUMENTATION</b>	<b>NOTES</b>
<p>Is the agency documenting participant household eligibility per federal poverty level guidelines and residency? <input type="checkbox"/> Yes <input type="checkbox"/> No</p> <p><input type="checkbox"/> Review intake form</p> <p><input type="checkbox"/> Residency verification</p> <p><input type="checkbox"/> Review 3 – 5 client files</p> <p><input type="checkbox"/> Internal monitoring database</p> <p><input type="checkbox"/> Client files contain appropriate records such as documentation of eligibility information and demographics</p>	

<b>STAFF INTERVIEW</b> (Interview Program Director / Direct Staff)	<b>NOTES</b>
<p>What are the successes of the program?</p> <p>What has the agency learned about the reality of carrying out the program design in your proposal and grant agreement?</p> <p>Has the agency modified the funded program to respond to the work environment?</p> <p>What challenges or problems have been encountered by the agency in implementing the AC-OCAP contract? Describe how staff and clients have been affected. Are the problems resolved? If not, what are the plans to resolve them?</p> <p>Does grantee have any questions, comments, or suggestions for improving the monitoring process?</p>	

<b>GRANTEE TECHNICAL ASSISTANCE NEEDS/REQUESTS</b>	
<p><input type="checkbox"/> Board development</p> <p><input type="checkbox"/> Fund development</p>	<p><input type="checkbox"/> Partnerships/linkages/collaboration</p> <p><input type="checkbox"/> Disability/access issues</p>

APPENDIX C

Alameda County-Oakland Community Action Partnership (AC-OCAP)  
Program Monitoring Visit



- |   |  |
|---|--|
| <input type="checkbox"/> Strategic planning   | <input type="checkbox"/> Space (new/more space, renovations)   |
| <input type="checkbox"/> Marketing/communications   | <input type="checkbox"/> Emergency operation plans   |
| <input type="checkbox"/> Personnel—human resources (employee handbook, benefits, hiring, policies, etc.). | <input type="checkbox"/> Internal Monitoring & Evaluation database   |
| <input type="checkbox"/> Employee performance reviews   | <input type="checkbox"/> Technology (program data collection, internal communications, external communications). |
| <input type="checkbox"/> Fiscal management  | <input type="checkbox"/> Program development   |
| <input type="checkbox"/> AC-OCAP grant agreement compliance   | <input type="checkbox"/> Other   |
| <input type="checkbox"/> Outreach and recruitment   |  |

**PROGRAM OBSERVATION**

Date: \_\_\_\_\_ Time: \_\_\_\_\_ Location:  ALAMEDA COUNTY  OAKLAND

Program observed:

Number and type of staff present:

Number of participants (clients):

Type of activities offered:

Is the physical facility welcoming and safe?

A written schedule of activities is available, posted or hardcopy for staff and participants  Yes  No

Is the activity effective for meeting the grant agreement objectives?



**APPENDIX C**

**Alameda County-Oakland Community Action Partnership (AC-OCAP)  
Program Monitoring Visit**

**Notes:**

**AC-OCAP Staff: (Print Name)** \_\_\_\_\_ **Signature:** \_\_\_\_\_ **Date:** \_\_\_\_\_



ALAMEDA COUNTY-OAKLAND COMMUNITY ACTION PARTNERSHIP  
(AC-OCAP)

2017 Progress Report

DATE:  
TO: AC-OCAP Administering Board  
AGENCY:  
PROGRAM:  
SUBJECT: Mid-Year (Jan-June) or Annual (Jan-Dec) Progress Report

Reporting Period

January - June, 2017  
(Due July 8, 2017)

January - December, 2017  
(Due January 8, 2018)

Service Area(s)

Alameda County

Oakland

Contact Information

For additional program information, please contact (Grantee's Contact Person).

Name:  
Address:  
City/State/Zip:  
Phone:  
Email:

Summary of Program and Outcomes (Oakland and Alameda County)

Provide a brief summary of the outcomes, activities, challenges and key strategies employed by your AC-OCAP funded program. This section must include ALL your contracted program outcomes and the outcomes achieved so far.

ALAMEDA COUNTY:

(Please number and list EACH program outcome separately)

*Example: The Senior First Program enrolled 200 seniors during the reporting period. Participants received job training, employment placement, and wrap-around supportive services. To date:*

1. 200 seniors have received stipend job training at \$12.93/hour

APPENDIX D

Alameda County – Oakland Community Action Partnership (AC-OCAP)  
Risk Assessment Tool



Grantee: \_\_\_\_\_

Program Title: \_\_\_\_\_

Date: \_\_\_\_\_

ASSESSMENT	YES	NO
Grantee is a <b>new</b> recipient of AC-OCAP funding.		
Grantee has <b>not</b> been monitored by AC-OCAP in the past.		
Grantee <b>had</b> significant findings during most recent program or fiscal monitoring.		
Program funded by AC-OCAP is a <b>new</b> project or activity for grantee.		
AC-OCAP has received complaints regarding grantee.		
Grantee has submitted reports and/or Request for Funds <b>late</b> on more than one occasion.		
Reports and/or Request for Funds have been submitted with <b>errors</b> on more than one occasion.		
Most recent progress report indicates grantee did <b>not</b> meet one or more benchmarks on Scope of Work.		
Most recent Request for Funds indicates that grantee is significantly <b>under</b> spent on contract amount.		
Grantee has experience turnover in key staff positions during the past year.		
Grantee did <b>not</b> receive a satisfactory rating on their agency's fiscal audit.		
Grantee did <b>not</b> receive a satisfactory rating on their program presentation to the AC-OCAP Board.		

Total number of "yes" responses: \_\_\_\_\_

Completed by: \_\_\_\_\_ Date: \_\_\_\_\_

Comments:

**DETERMINATION**

Onsite Monitoring is needed

Approved by: \_\_\_\_\_ Date: \_\_\_\_\_

2. *Out of 200 seniors enrolled in training, 150 obtained a job*
3. *50 retained employment 90 days post-placement*
4. *Out of the 200 seniors served, 100 seniors opened a bank account*

**OAKLAND:**

(Please number and list EACH program outcome separately)

**Service Location(s) (Oakland and Alameda County)**

Please provide ALL locations where services are being offered (facilities name/address/city/state/ zip code).

**Customer Satisfaction Survey**

Does your agency currently administer a customer satisfaction survey for the services you provide?

If yes, please attach a copy and a summary of survey results.

Yes

No

**Success Story (Oakland and Alameda County)**

Include stories about clients that you have served and how the program was helpful to them as related to your outcomes (e.g. if the program assisted the client in moving out of poverty or finding a job, going back to school or reconnecting with family, this is particularly important).

**ALAMEDA COUNTY**

**OAKLAND**

**Additional Resources (Oakland and Alameda County)**

**ALAMEDA COUNTY**



A.) List the agencies that you work with to provide greater resources and linkages to clients. Provide a brief description of their relationship to your agency (e.g. ABC agency/ job training & placement). Please list each resource separately.

B.) If you have been able to leverage resources via your collaborative efforts and/or networking, please indicate the types of funds (monetary or in-kind) and amounts.

C.) Please include the number of volunteer hours donated to your AC-OCAP funded program, if relevant.

OAKLAND

A.) List the agencies that you work with to provide greater resources and linkages to clients. Provide a brief description of their relationship to your agency (e.g. ABC agency/ job training & placement). Please list each resource separately.

B.) If you have been able to leverage resources via your collaborative efforts and/or networking, please indicate the types of funds (monetary or in-kind) and amounts.

C.) Please include the number of volunteer hours donated to your AC-OCAP funded program, if relevant.

**ALAMEDA COUNTY SERVICE AREA ONLY**

Please provide information about the **unduplicated** clients served by your program during the reporting period.

\_\_\_\_\_ = **TOTAL Alameda County's Unduplicated Individuals Served**

**Service Area(s) for Alameda County's Unduplicated Individuals Served**

Service Area(s)	# of Individuals Served
<b>Central County</b> (Ashland; Castro Valley; Cherryland; Fairview; Hayward; San Leandro; and, San Lorenzo)	
<b>North County</b> (Alameda; Albany; Emeryville; and, Piedmont)	
<b>South County</b> (Fremont; Newark; and, Union City)	
<b>East County</b> (Dublin; Livermore; Pleasanton; Sunol; and, unincorporated Tri-Valley areas)	
<b>Unknown</b>	
<b>TOTAL</b>	

**OAKLAND SERVICE AREA ONLY**

Please provide information about the **unduplicated** clients served by your program during the reporting period.

\_\_\_\_\_ = **TOTAL Oakland's Unduplicated Individuals Served**

**Zip Codes for Oakland's Unduplicated Individuals Served**

Zip Codes	# of Individuals Served
94601	
94602	
94603	
94604	
94605	
94606	
94607	
94608	
94609	
94610	
94611	
94612	
94614	
94615	
94617	
94618	
94619	
94620	
94621	
94623	
<b>Unknown</b>	
<b>TOTAL</b>	

**ALAMEDA COUNTY OUTCOMES (CSD 801 Form)**

Enter information about participants and outcomes achieved for your program for the reporting period.

Outcome(s) (National Performance Indicators)	Reporting Period (Mid-Year or Annual)	1	2	3	4
		Number of Participants			
		Number of individuals projected to achieve outcome in the reporting period.	Number of individuals seeking assistance in reporting period.	Number of individuals who achieved outcome in reporting period.	Percentage achieving outcome in reporting period (3/1=4).
<i>Example:</i> <b>(1.2A) Seniors who receive stipend job training at \$12.93/hour</b>	Mid-Year	50			
	Annual	100			
<i>Example:</i> <b>(1.1A) Seniors enrolled in job training who obtain a job</b>	Mid-Year	45			
	Annual	90			
<i>Example:</i> <b>(1.1B) Seniors who retain employment 90 days post-placement</b>	Mid-Year	20			
	Annual	40			
<i>Example:</i> <b>Seniors who open a bank account</b>	Mid-Year	50			
	Annual	100			

If the percentage achieving outcome in Reporting Period (Column 4) is **less than 80% or greater than 100% for any NPI**, please provide a written explanation below.

**EXPLANATIONS**

*Example: Some clients were not able to secure employment at this time, but are continuing to work with employment specialists.*

**OAKLAND OUTCOMES (CSD 801 Form)**

Enter information about participants and outcomes achieved for your program for the reporting period.

Outcome(s) (National Performance Indicators)	Reporting Period (Mid-Year or Annual)	1	2	3	4
		Number of Participants			
		Number of individuals projected to achieve outcome in the reporting period.	Number of individuals seeking assistance in reporting period.	Number of individuals who achieved outcome in reporting period.	Percentage achieving outcome in reporting period (3/1=4).
<i>Example:</i> <b>(1.2A) Seniors who receive stipend job training at \$12.93/hour</b>	Mid-Year	50			
	Annual	100			
<i>Example:</i> <b>(1.1A) Seniors enrolled in job training who obtain a job</b>	Mid-Year	45			
	Annual	90			
<i>Example:</i> <b>(1.1B) Seniors who retain employment 90 days post-placement</b>	Mid-Year	20			
	Annual	40			
<i>Example:</i> <b>Seniors who open a bank account</b>	Mid-Year	50			
	Annual	100			

If the percentage achieving outcome in Reporting Period (Column 4) is **less than 80% or greater than 100%** for any NPI, please provide a written explanation below.

**EXPLANATIONS**

*Example: Some clients were not able to secure employment at this time, but are continuing to work with employment specialists.*



APPENDIX F

Alameda County-Oakland Community Action  
Partnership

2017 CSBG Grantees Reporting, Training, & Reimbursement Schedule

Completed	Reports / Funding Reimbursements	Reporting Period	Deadline
<input type="checkbox"/>	<b>Submit 2017 Funding Package by Deadline Date</b> - Amended Agreement, SOW, Budget, Budget Narrative - Updated Insurance Policies, Non-Profit Certification and Business Licenses - Signed and Dated Copies of 2017 Schedules – C-1, P, V, D, E, K, N, N-1, O,	Sent to you March 7, 2017	<b>March 14, 2017</b>
<input type="checkbox"/>	<b>Request for Funds for CSBG Funding Reimbursement (Bimonthly)</b>	Jan 1 – Feb 29, 2017	<b>March 20, 2017</b>
<input type="checkbox"/>	<b>Request for Funds for CSBG Funding Reimbursement (Bimonthly)</b>	Mar 1 – Apr 30, 2017	<b>May 20, 2017</b>
<input type="checkbox"/>	<b>Progress Reports – Must be Submitted Online</b> • CSD 295 Mid-Year Client Characteristic (CCR) Report • CSD 801 Mid-year Outcomes Report	Jan 1 – Jun 30, 2017	<b>July 9, 2017</b>
<input type="checkbox"/>	<b>Request for Funds for CSBG Funding Reimbursement (Bimonthly)</b> Grantees are expected to have 50% of their CSBG funding reimbursed by July 20, 2017	May 1 – Jun 30, 2017	<b>July 20, 2017</b>
<input type="checkbox"/>	<b>Desk Audits/Site Visits</b>	Jun – Jul 2017	<b>Aug 9, 2017</b>
<input type="checkbox"/>	<b>Request for Funds for CSBG Funding Reimbursement (Bimonthly)</b>	Jul 1 – Aug 31, 2017	<b>Sept 20, 2017</b>
<input type="checkbox"/>	<b>Request for Funds for CSBG Funding Reimbursement (Bimonthly)</b>	Sept 1 – Oct 31, 2017	<b>Nov 20, 2017</b>
<input type="checkbox"/>	<b>Progress Reports – Must be Submitted Online</b> • CSD 295 Annual Client Characteristic Report (CCR) • CSD 801 Annual Outcomes Report	Jan 1 – Dec 31, 2018	<b>January 9, 2018</b>
<input type="checkbox"/>	<b>Request for Funds for CSBG Funding Reimbursement (Bimonthly)</b>	Nov 1 – Dec 31, 2018	<b>January 20, 2018</b>



## APPENDIX G

# Alameda County-Oakland Community Action Partnership 2017 Programs and Services

## Job Training & Employment Placement

**Civicorps**  
(510) 992-7800  
[www.cvcorps.org](http://www.cvcorps.org)

### **Professional Pathway**

*Civicorps' Professional Pathway* lifts families out of a life of poverty by providing an employment-focused program that includes paid job training, complete with a high-school diploma program, and trauma-informed wraparound services for low-income Oakland young adults age 18-26.

**Downtown Streets, Inc.**  
(650) 690-5551  
<http://streetsteam.org>

### **Downtown Streets Team**

*Downtown Streets Team* empowers unhoused low-income men and women in Alameda County to rebuild their lives. Team Members participate in volunteer work-experience projects, receive a basic needs stipend, job success and life skills support, and a 'hand-up' to achieve goals through case management and employment services.

**Hack the Hood**  
(510) 220-7573  
<http://www.hackthehood.org>

### **Hack the Hood Bootcamp and Membership Program**

*Hack the Hood Boot Camp and Membership Program* provides low-income youth in Oakland and throughout Alameda County ages 16-25 with technology and professional training, coaching, and support necessary to access higher education and highly-paid technology-related jobs.

**La Familia Counseling Service**  
(510) 881-5921  
[www.lafamiliacounseling.org](http://www.lafamiliacounseling.org)

### **Reengagement Academies**

*The La Familia Reengagement Academies* are 16-week cohort-based programs for low-income disconnected Alameda County students ages 16-24 to progress towards GED completion, gain Career Technical Education (CTE) credits towards a certificate, participate in a 60-hour paid internship, and learn skills to create a Sector-Specific Career Pathway Plan resulting in entry to an industry with a family-sustaining wage.

**Roots Community Health Center**  
(510) 777-1177  
<http://rootsclinic.org>

### **Roots Emancipators Initiative**

*The Roots Emancipators Initiative* increases self-sufficiency and workforce opportunities through wraparound support, job-training, and living wage job placement for low-income, reentry or marginalized residents of Oakland and Alameda County. Participants who enroll in job training also receive a stipend, and support in obtaining and maintaining a living-wage job.

**Rubicon Programs, Inc.**  
(510) 670-5700  
<http://rubiconprograms.org>

### **Eden Area One Stop**

*Rubicon's Eden Area One Stop* will provide low-income Alameda County residents experiencing significant barriers to employment an array of workforce development and education services. EAOS supports jobseekers access employment in industries that drive regional employment in Alameda County.

**The Youth Employment Partnership**  
(510) 533-3447  
<http://www.yep.org/>

### **The Oakland Firefighters Youth Academy**

*The Oakland Firefighters Youth Academy* offers low-income Oakland youth age 16+ the opportunity to gain basic job skills, career exposure, and build relationships with local firefighters through hands-on weekend academy and summer employment at Oakland firehouses.



## Alameda County-Oakland Community Action Partnership 2017 Programs and Services

### Housing & Community Development

**Family Emergency Shelter Coalition (FESCO)**  
(510) 886-5473  
<http://fescofamilyshelter.org>

**Satellite Affordable Housing Associates (SAHA)**  
(510) 647-0700  
<http://www.sahahomes.org>

**St. Mary's Center**  
(510) 923-9600  
<http://stmaryscenter.org/>

**The Unity Council**  
(510) 535-6900  
<https://unitycouncil.org>

**AnewAmerica Community Corporation**  
(510) 540-7785  
<http://www.anewamerica.org>

#### **Homeless Family Services**

*FESCO* provides transitional housing and emergency shelter to low-income homeless families in Alameda County. Participants receive wraparound services including housing assistance, case management, life skills/parenting classes, employment training and job search assistance, mental health assessments, children's activities, and linkages to benefits and mainstream resources.

#### **Lakeside Senior Apartments: Resident Services Program**

*SAHA's Lakeside Senior Apartments* provides permanent affordable housing with wraparound services that connect low-income and formerly homeless Oakland residents age 55+ with resources and mainstream benefits that allow residents to gain income and social supports to age in place.

#### **Senior Homeless Services**

*St. Mary's Center's Senior Homeless Services* provide critical basic needs to low-income Oakland residents age 55+ including: winter shelter, health assessments, psychiatric care, an outpatient addiction recovery program, a daily meal, social stimulation, and permanent supportive housing.

#### **The Housing and Financial Connection Program**

*The Unity Council's Housing & Financial Connection Program* works with low-income Alameda County residents to strengthen their economic self-sufficiency and housing stability to reduce their likelihood of becoming displaced or under-housed. Services include housing clinics, case management, financial coaching and follow-up.

#### **Microenterprise Development and Asset Building for Low-Income Entrepreneurs**

*AnewAmerica* provides targeted microenterprise development and asset building services to low-income families in Oakland and throughout Alameda County. This includes wraparound microenterprise support through financial education, business planning trainings, and one-on-one technical assistance.

### Asset Building & Financial Education

**Housing and Economic Rights Advocates (HERA)**  
(510) 271-8443  
<http://www.heraca.org>

#### **Credit Repair for Stronger Tenants**

*HERA* assists low-income Alameda County residents with debt collection, credit report and access to credit issues including: collections abuses, achieving affordable repayment plans, credit reporting errors, analysis and counseling.

### Legal Assistance

**Bay Area Legal Aid**  
(510) 663-4744  
<https://baylegal.org>

#### **Alameda County Legal Safety Net Project**

*The Bay Area Legal Aid Alameda County Legal Safety Net Project* provides access to free legal services in the areas of housing, economic benefits, domestic violence, sexual assault, and healthcare for Alameda County's low-income residents.



## APPENDIX G

# Alameda County-Oakland Community Action Partnership 2017 Programs and Services

### Information and Referral

#### Eden I & R

2-1-1

<http://www.edenir.org>

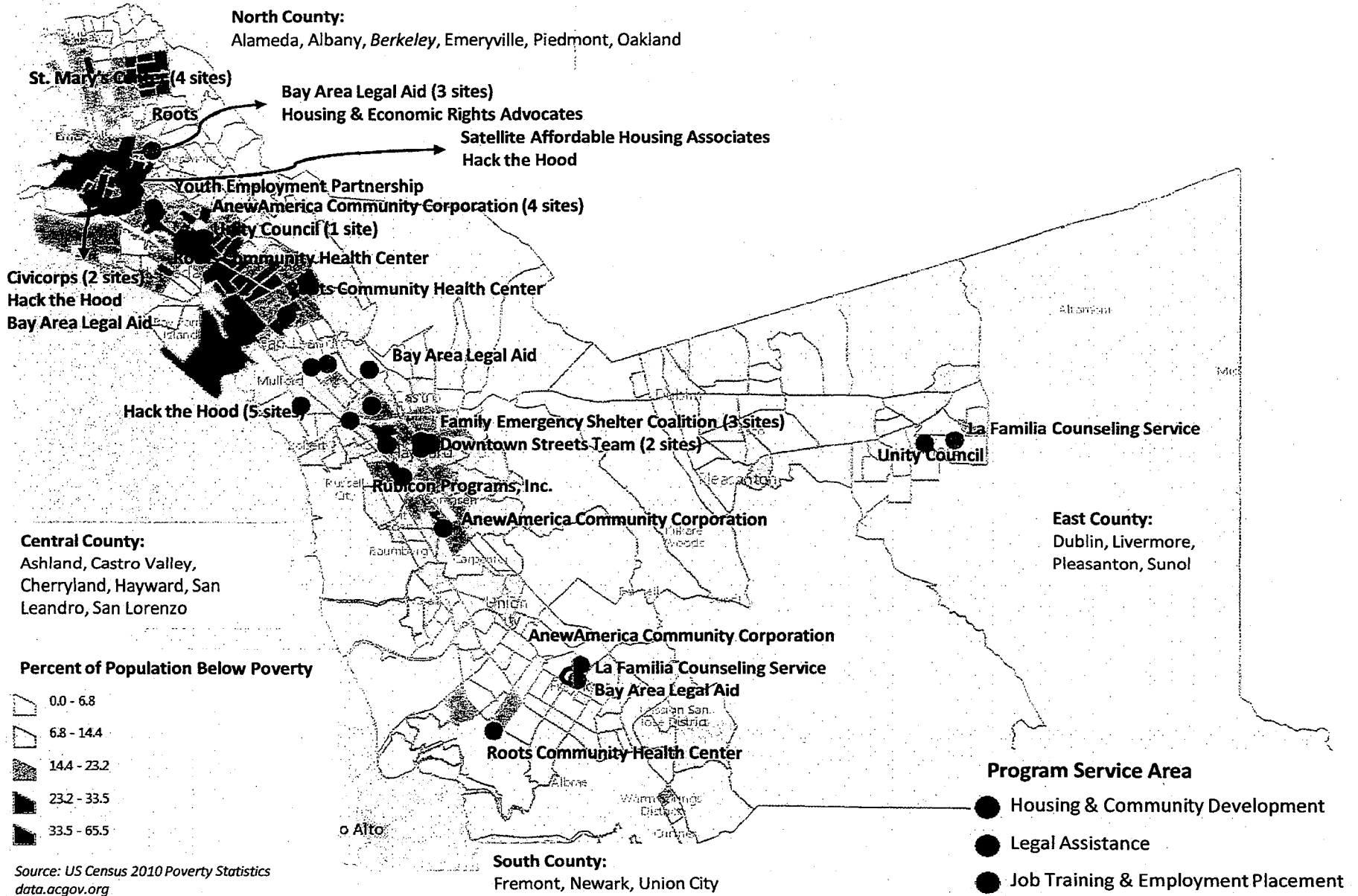
#### 2-1-1 Phone Services

*Eden I&R's 2-1-1 Service* provides telephone services and referrals for social services, Bank on Oakland, and EITC to low-income Alameda County residents.



APPENDIX G

AC-OCAP Community Economic Opportunity Network Service Site Locations



Source: US Census 2010 Poverty Statistics  
data.acgov.org

# Alameda County-Oakland Community Action Partnership



# The Start of Community Action in Oakland

- **1964** President Johnson signs the Economic Opportunity Act of 1964, creating Community Action Agencies, Head Start and many other programs



- **1965 - 1971** The Oakland Economic Development Council, Inc. (OEDCI), a non-profit, is formed to run the City of Oakland's Community Action Program and Head Start
- **1971** Responsibility for the Community Action Agency (CAA) and Head Start is transferred to the City of Oakland
- As a result, the City of Oakland's Department of Human Services was formed

# What is the Community Services Block Grant (CSBG)?

- Federal funding to support local Community Action Agencies which are governed by the principle of community self help
- Funding is based on a calendar year (Jan-Dec)
- Funds are block granted to the States for oversight and administration
- States calculate and distribute funds to local Community Action Agencies based on the number of people documented in the US Census as living in poverty  
(Governed by State Government Code Section 12725-12729)

# 2017 Federal Poverty Guidelines

## 48 Contiguous States & the District of Colombia

Size of Family Unit	100% of Federal Poverty Level Monthly Income	100% of Federal Poverty Level Annual Income
1	\$1,005.00	\$12,060
2	\$1,353.33	\$16,240
<b>3</b>	<b>\$1,701.67</b>	<b>\$20,420</b>
4	\$2,050.00	\$24,600
5	\$2,398.33	\$28,780
6	\$2,746.67	\$32,960
7	\$3,095.00	\$37,140
8	\$3,443.33	\$41,320

**For Families/households with more than 8 persons,  
add \$4,180 for each additional person.**

# AC-OCAP:

*“helping people and changing lives”*

## **Meeting the needs of Oakland and Alameda County residents:**

- **1971** Community Action brought Head Start to the City
- **1977** Community Action helped start the Oakland Paratransit for the Elderly (OPED)
- **1979** Community Action served as an advocate to start the City's Multi-Senior Service Program (MSSP)
- **1998** Community Action received \$2 million dollars to implement a Welfare-to-Work program
- **2003** Community Action helped secure a \$1 million dollar grant for Project Choice
- **2005** Community Action secured \$250,000 from USDA for Food Stamp Outreach
- **2007** Community Action secured \$250,000 from HHS for IDA's
- **2009** OCAP received \$1.2 million in ARRA funding
- **2011** OCAP expanded throughout Alameda County creating AC-OCAP

# Alameda County - Oakland Community Action Partnership (AC-OCAP)

## VISION STATEMENT

***To end poverty within the City of Oakland and throughout Alameda County***

## MISSION STATEMENT

***To improve our community by creating pathways that lead to economic empowerment and prosperity***

## PURPOSE

***The Community Action Partnership has the responsibility to plan, develop, and execute efforts to alleviate poverty and work toward systemic change to enhance the opportunities for families of low-income throughout Alameda County to achieve self-sufficiency***

## ***AC-OCAP's Self-Sufficiency Definition***

***Having the means and opportunity to meet a range of individual needs***

# Tripartite Governance of Community Action Partnership (CAP)

## Mandated Three Part Administering Board Structure (18 members)

- Public Official Representatives (6)
  - Oakland City Council Members
    - Councilmember Lynette McElhaney (District 3)
    - Councilmember Noel Gallo (District 5)
    - Councilmember Larry Reid (District 7)
  - City of Oakland Mayor
    - Mayor Libby Schaaf
  - Alameda County Board of Supervisors
    - Supervisor Wilma Chan (District 3)
    - Supervisor Nate Miley (District 4)



# Tripartite Governance of Community Action Partnership (CAP) cont'd

## **Mandated Three Part Administering Board Structure (18 members)**

- Representatives of private groups and interests (3)
  - Oakland Rotary
  - Alameda County Social Services
  - United Seniors
- “Not fewer” than 1/3 are democratically elected/selected representatives from the low-income community (9)
  - (7) Low-income residents from Oakland
  - (2) Low-income Alameda County residents

# Alameda County - Oakland Community Action Partnership (AC-OCAP)

## AC-OCAP's 2017-2019 Strategic Focus Areas

### Family

Job Training &  
Employment Placement

Support employment focused programs and services that address **job training and employment placement** which include education/GED and internships for adults, youth 16 and older, seniors, re-entry population, and the homeless; and

**Provide wraparound/bundle services** that assist low-income individuals and families with support in the areas such as Behavioral Health/Covered CA, Food Security/Cal Fresh, Bank on Oakland, Earned Income Tax Credit, and other income support services as it relates to job training & employment placement.

### Family

Housing &  
Community Development

Support programs and services that provide **shelter/transitional, stable and affordable housing or home ownership or assets building or financial empowerment or micro enterprise opportunities**; and

**Provide wraparound/bundle services** that assist low-income individuals and families with support in the areas such as Behavioral Health/Covered CA, Food Security/Cal Fresh, Bank on Oakland, Earned Income Tax Credit, and other supportive services as it relates to housing & community economic development.

# Alameda County - Oakland Community Action Partnership (AC-OCAP)

## AC-OCAP's 2017-2019 Strategic Focus Areas

### Community

#### Civic Engagement

Support programs and services that **increase public awareness and expand partnerships** with small businesses, Chambers of Commerce, as well as engaging non-profit and public agencies in the issue of poverty and other issues that affect Alameda County's low-income population

### Community

#### Advocacy

Support programs and services that **mobilize, empower and promote low-income individuals and the community to take action** in the areas of housing, transportation, seniors, education, employment, veterans, immigration, and other areas that impact low-income families.

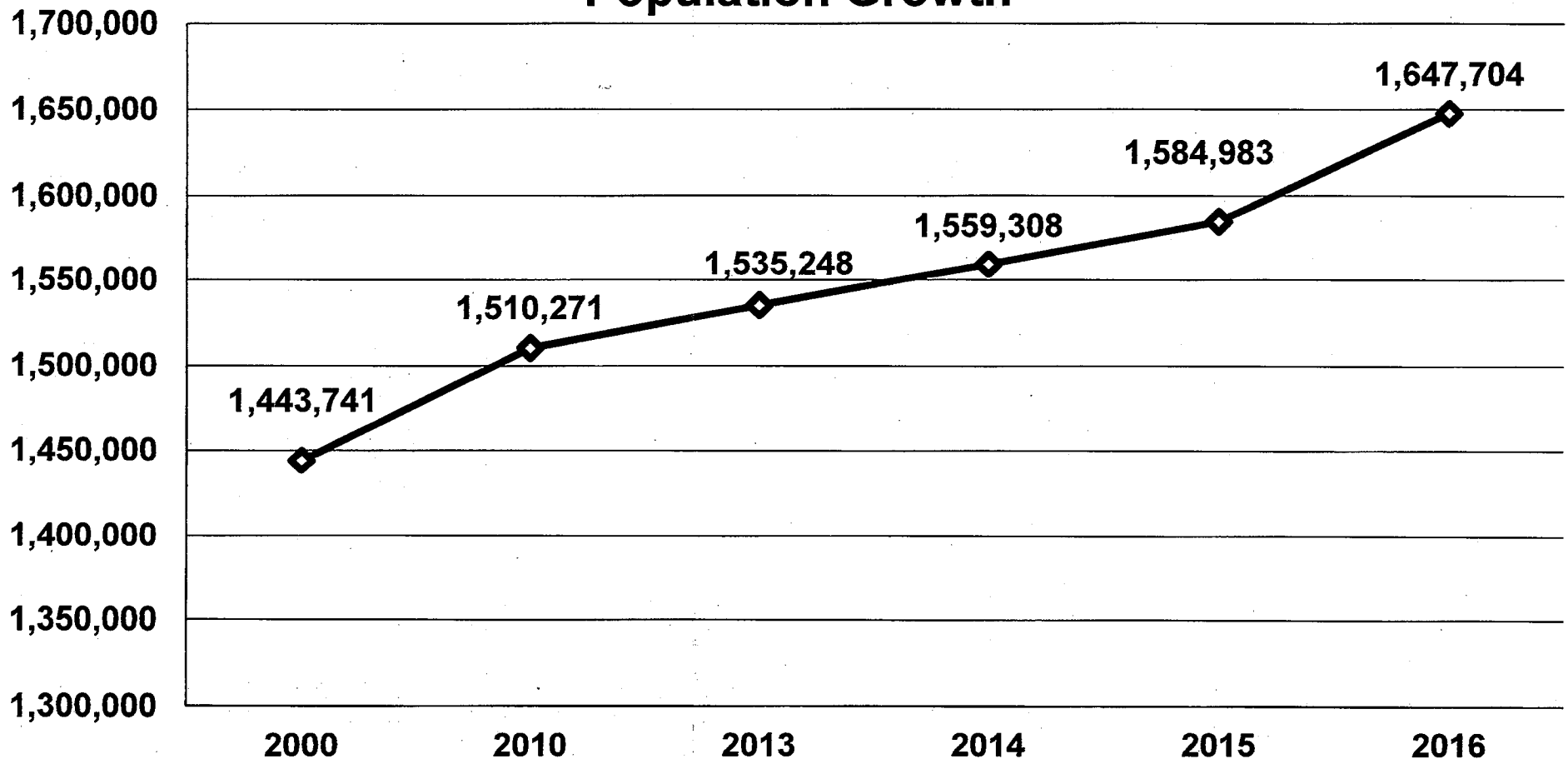
### Agency

#### Capacity Building

Support programs and services that **foster agency capacity-building in the areas of fund development, board development, social media outreach, and community building.**

# Alameda County's Community Demographics

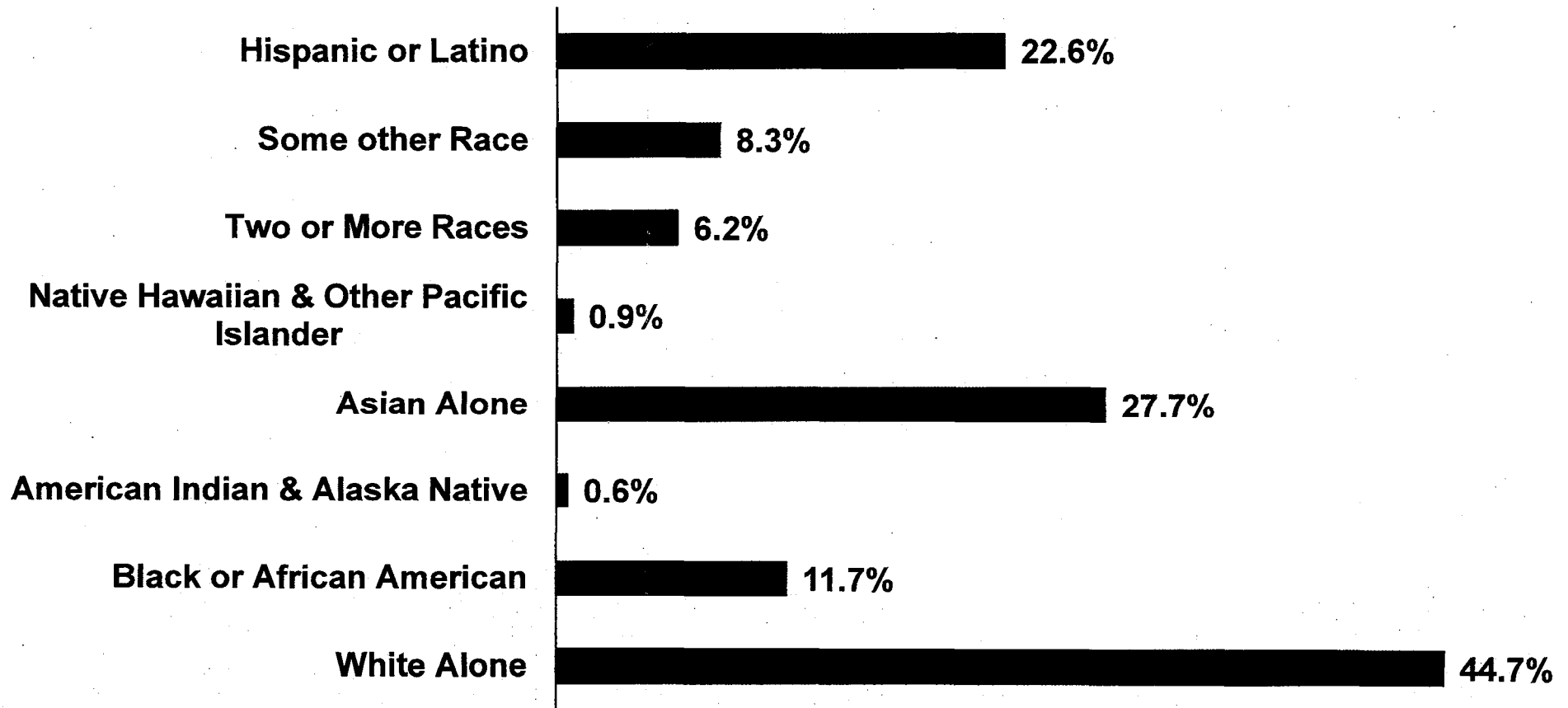
## Population Growth



Source: US Census, 2000, 2010; American Census Survey 2009-2013, 2010-2014, 2011-2015, Population Estimates - 2016

# Alameda County's Community Demographics

## Race and Ethnicity



Source: US Census Bureau, 2011-2015 ACS 5-Year Estimates - DP05 - Demographics and Housing Estimates

12

# Alameda County & Oakland's Low-Income Community Profile

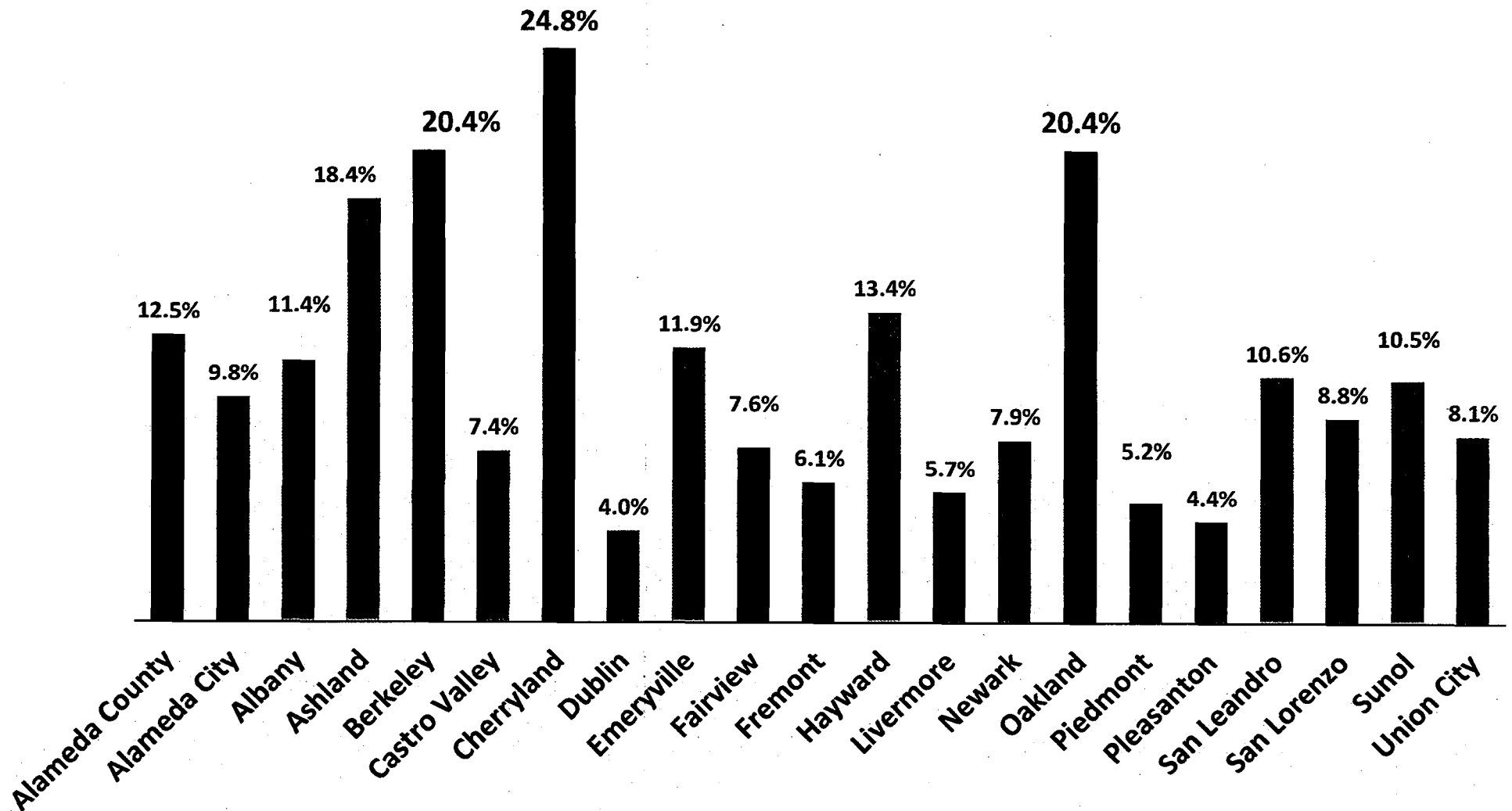
	2000 Below Poverty Level	%	2010 Below Poverty Level	%	2011-2015 ACS Poverty Level	%	% Change from 2000
Alameda County	156,804	11.0%	172,348	11.7%	<b><u>194,639</u></b>	<b><u>12.5%</u></b>	+1.5%
Oakland	76,489	19.4%	74,335	19.3%	<b><u>82,165</u></b>	<b><u>20.4%</u></b>	+1.0%
Berkeley	19,495	20.0%	18,470	18.4%	<b><u>21,666</u></b>	<b><u>20.4%</u></b>	+0.4%
AC w/o Oakland or Berkeley	60,820	6.4%	79,543	8.1%	<b><u>88,763</u></b>	<b><u>8.7%</u></b>	+2.3%

- 2017 HHS Poverty Guidelines for an individual is **\$12,060** (around \$5.80 per hr.); **\$20,420** for a family of 3 (around \$9.82 per hr.)

Source: US Census 2000, 2008-2010 3 Year Estimates, and 2011-2015 ACS 5 Year Estimates – S1701

13

# Population % Living Below Poverty Level in Cities of Alameda County



Source: US Census Bureau, 2011-2015 ACS 5-Year Estimates - S1701

# Alameda County's Community Indicators

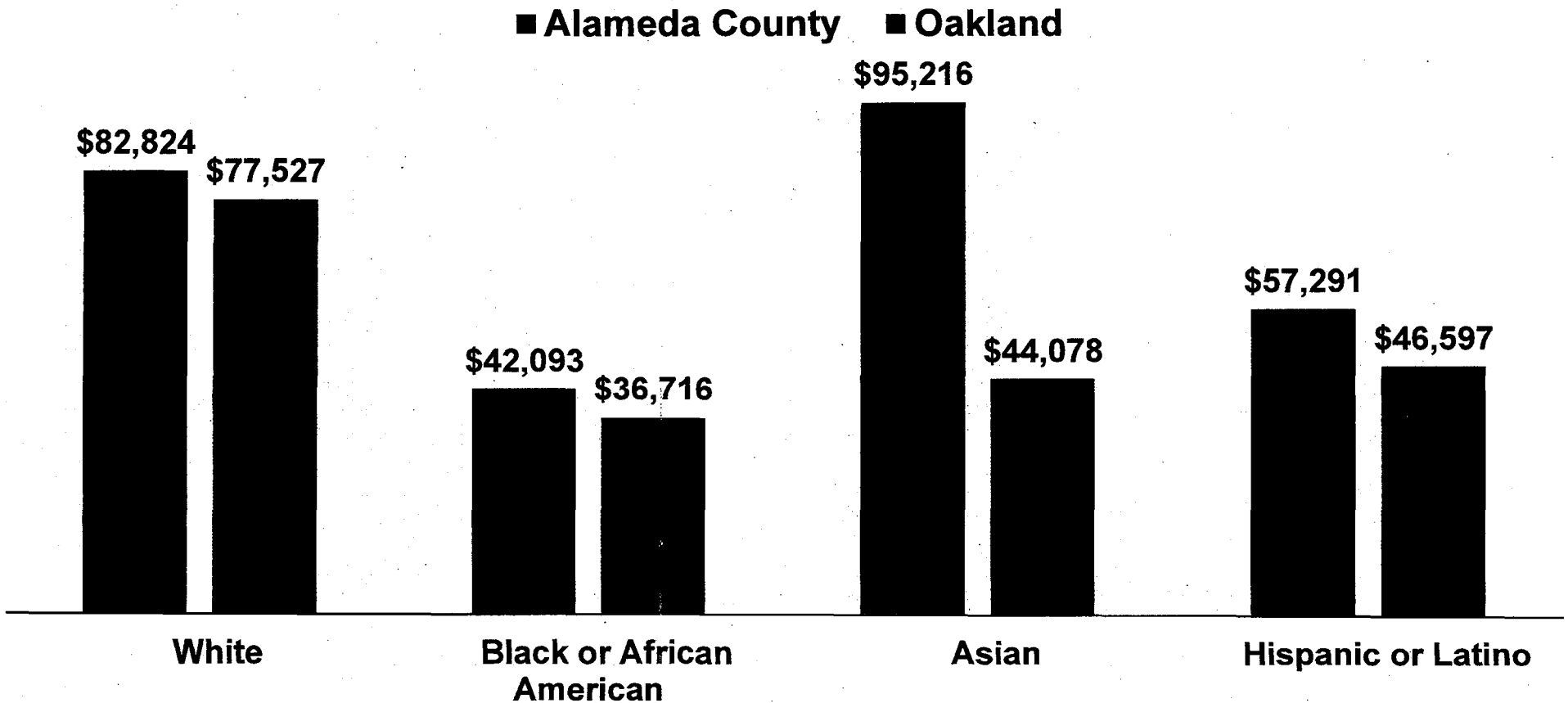
- **Income**
- **Employment**
- **Education**
- **Health**
- **Food Security**
- **Housing**
- **Homelessness**
- **Public Safety**



# Household Income

Alameda County median income: **\$75,619**  
City of Oakland median income: **\$54,618**

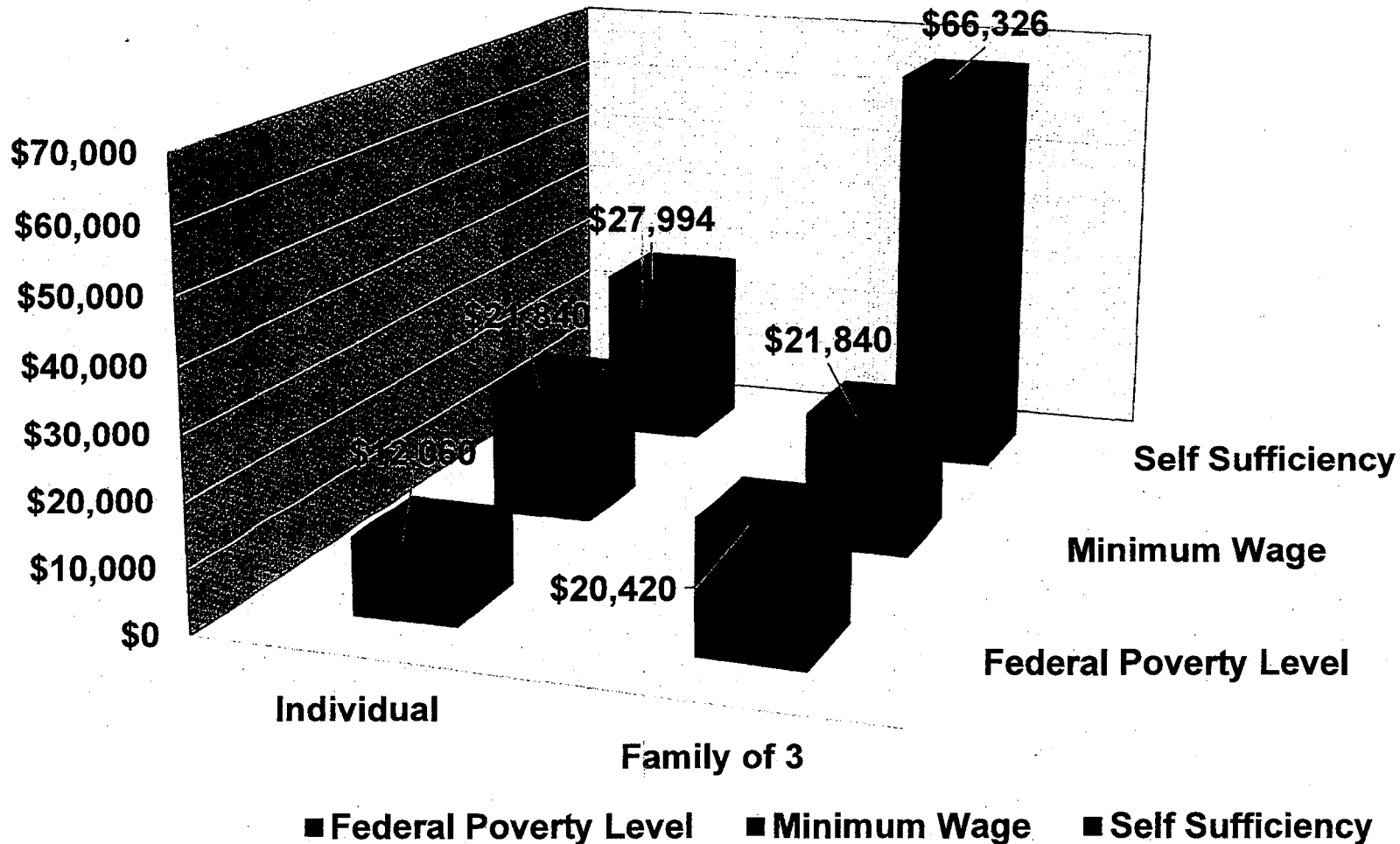
# Household Income by Race



Source: US Census Bureau, 2011-2015 ACS 5-Year Estimates – S1903

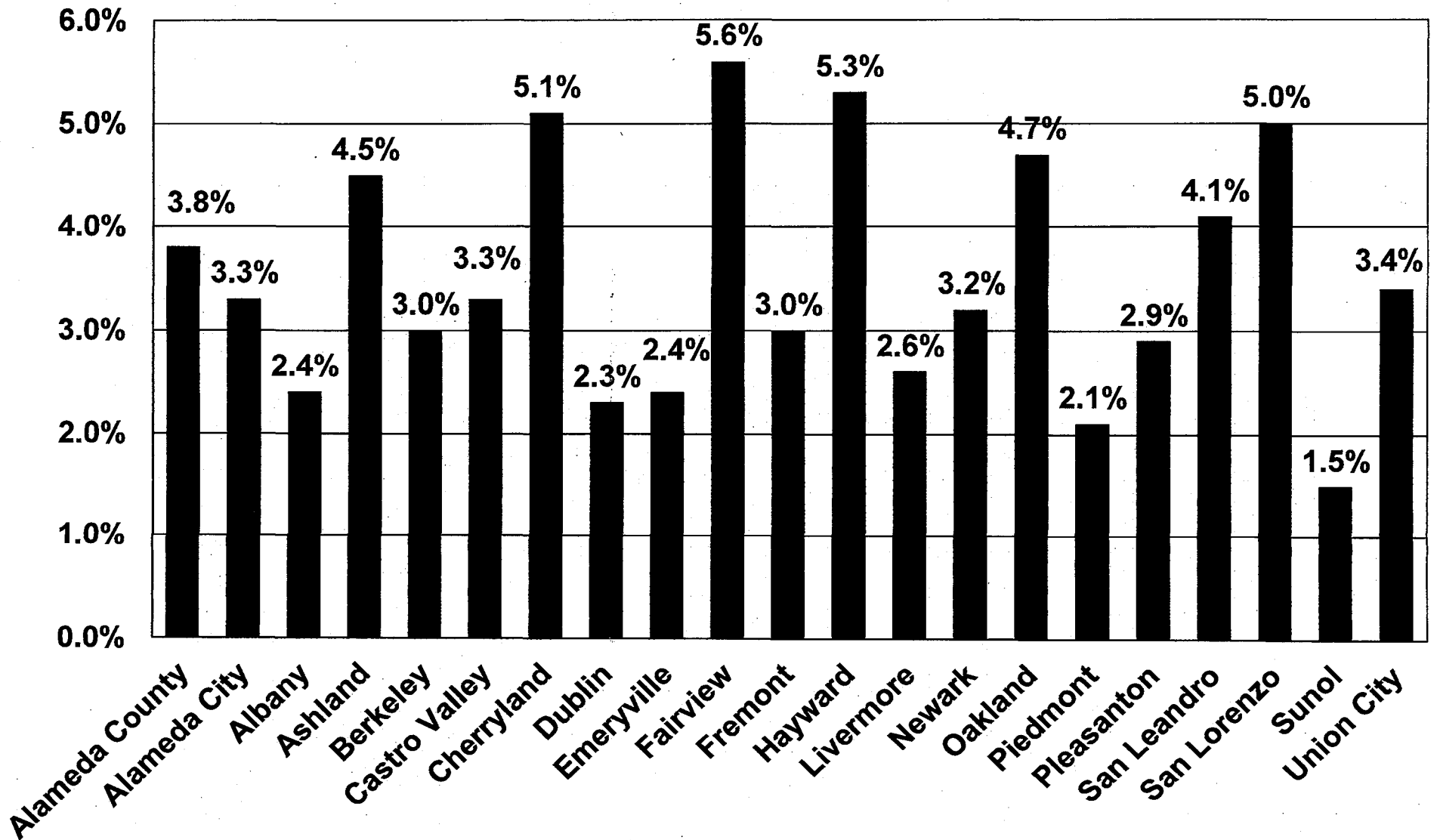
# Income – 1 adult & 2 kids

## Alameda County Annual Costs of Living vs. Income



Source: Insight Center for Community Economic Development 2015

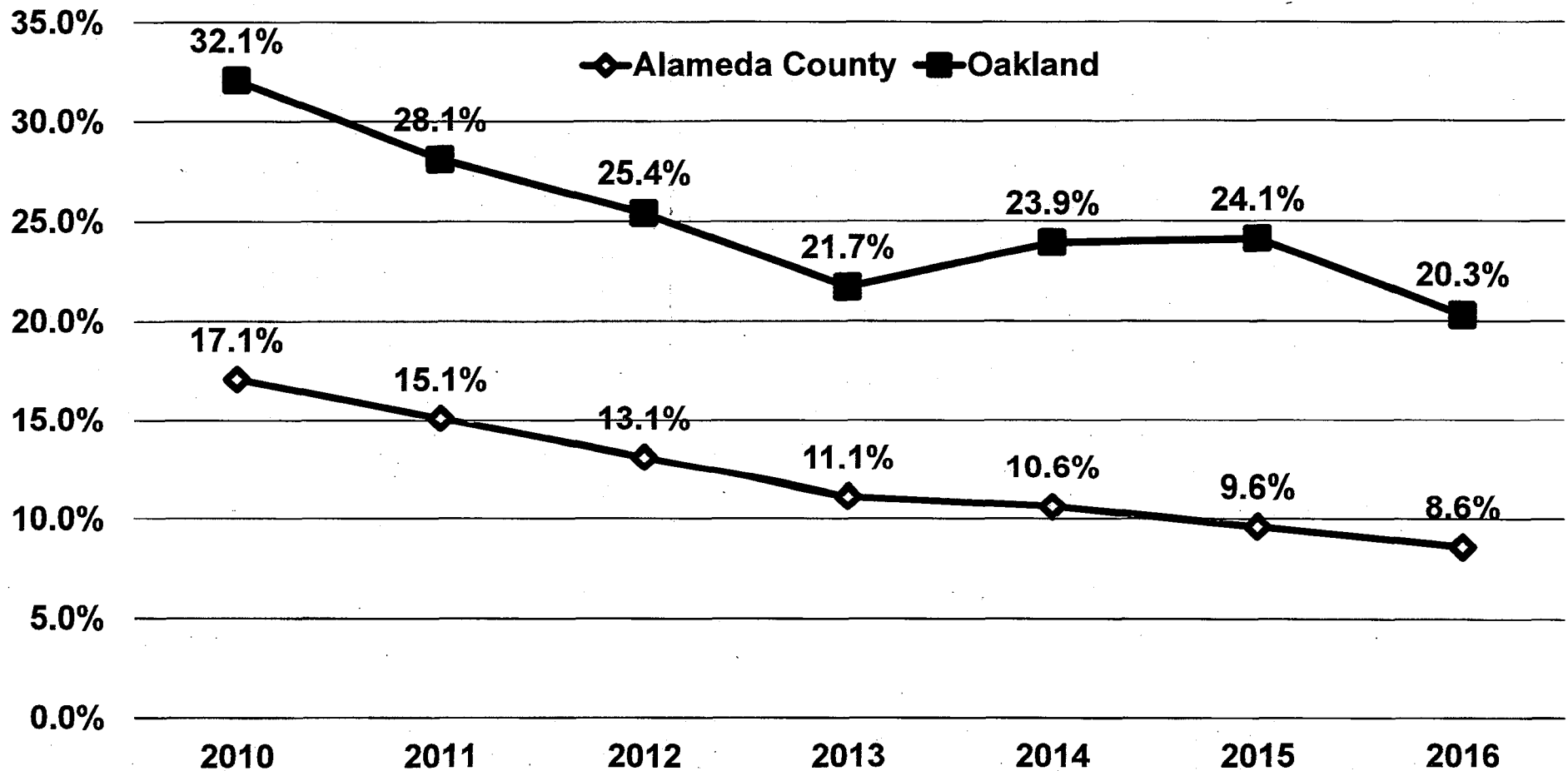
# Employment – Unemployment Rates



Source: California Employment Development Department, December 2016

# Education – High School Drop Out Rates

8.6% of Alameda County high school students did not graduate  
20.3% of Oakland high school students did not graduate

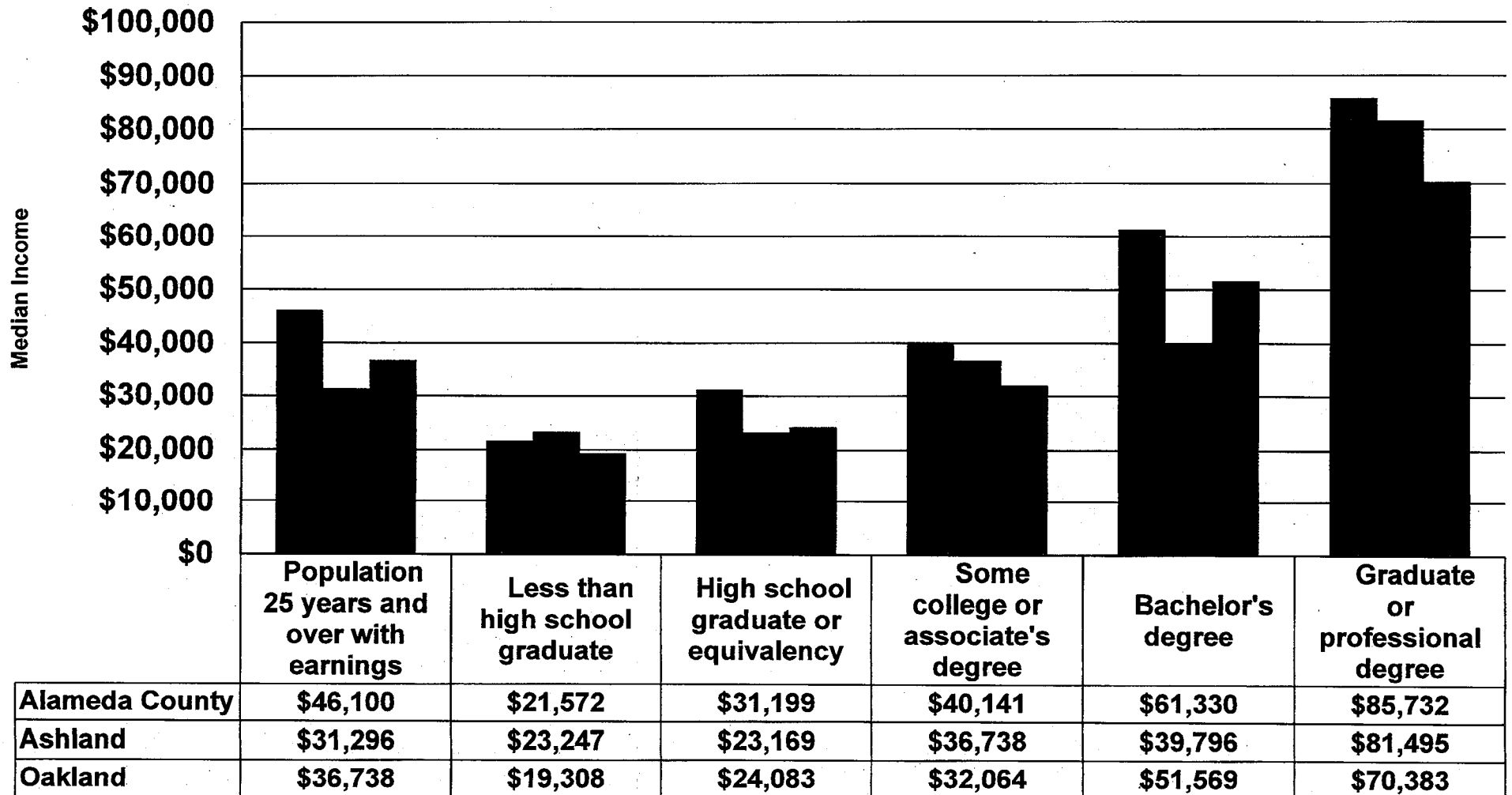


Source: California Department of Education Data Reporting Office 2017

19

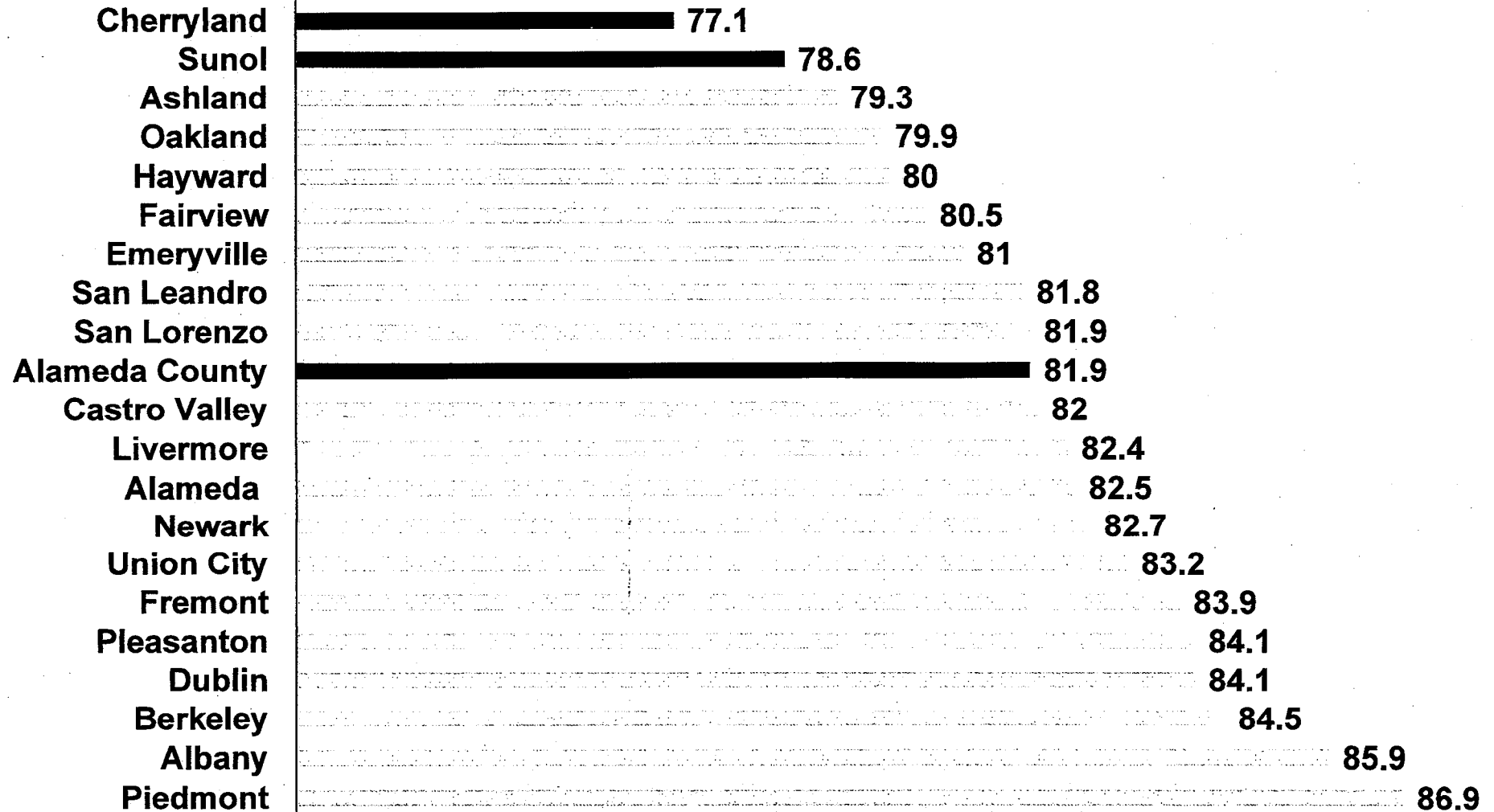
# Education – Educational Attainment & Median Income

■ Alameda County ■ Ashland ■ Oakland



Source: US Census Bureau, 2011-2015 ACS 5-Year Estimates – S1501

# Health – Life Expectancy by City in Alameda County



Source: Alameda County Vital Statistic Files, 2010-2012

21

# Food Security

The USDA's Low Income-Low Access 2015 food access map shows that West Oakland, Hayward, Union City, and Eden are considered food deserts since they are **more than one mile or 10 rural miles** from a supermarket.

(Source: USDA Economic Research Service, ERSI, 2015)

**65%** of Food Bank clients' incomes are below the poverty level; **74%** purchase inexpensive, unhealthy food; **85%** of households are food insecure; don't know where their next meal will come from.

(Source: Alameda County Community Food Bank, 2014)

In Alameda County, **112,000** individuals (45% are children) receive CalFresh in the County, however **only 59%** of those who are eligible actually receive food assistance.

(Source: Alameda County Social Services Agency, 2016)

In Alameda County – **43.7%** students qualify for free/reduced cost school meals.


(Source: California Dept. of Education, March 2016)

In Oakland – **72%** of OUSD students qualify for free/reduced cost school meals.

(Source: California Dept. of Education, March 2016)



# Housing



## HOW HOUSING MATTERS

**Income Before Taxes for Full-time Worker  
@\$15/hr = \$2,400**

**Average Social Security Retirement Income  
= \$1,340**

**Maximum CalWORKs Aid for a Family of 4  
= \$936**

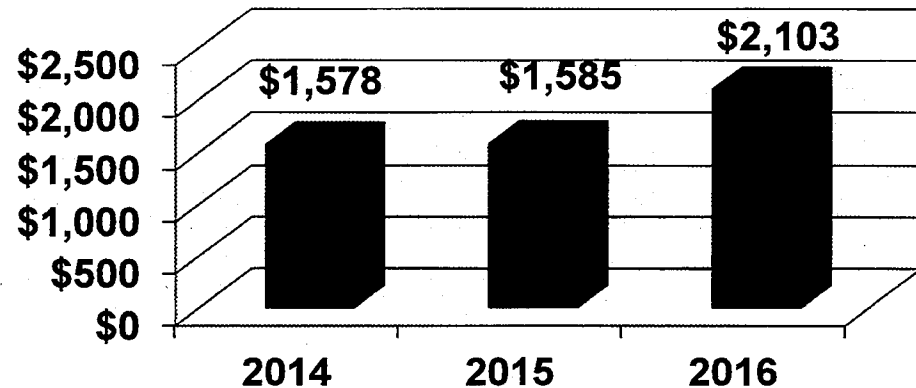
**Supplemental Security Income (SSI) in  
California = \$889.40**

**General Assistance (GA) Grant in  
Alameda County = \$336**

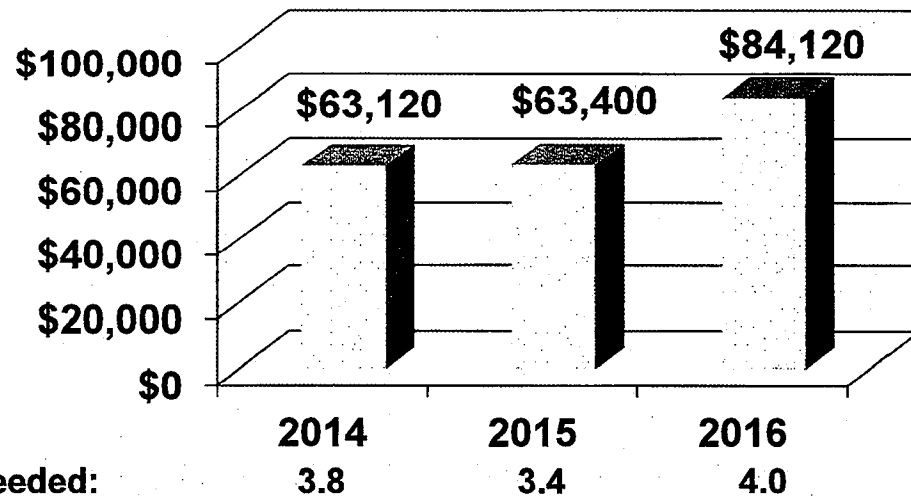
**# Full-time Minimum Wage Earners needed:**

Source: National Low Income Housing Coalition, HUDUser.gov 2016

**Alameda County - 2 BR FM Rent**

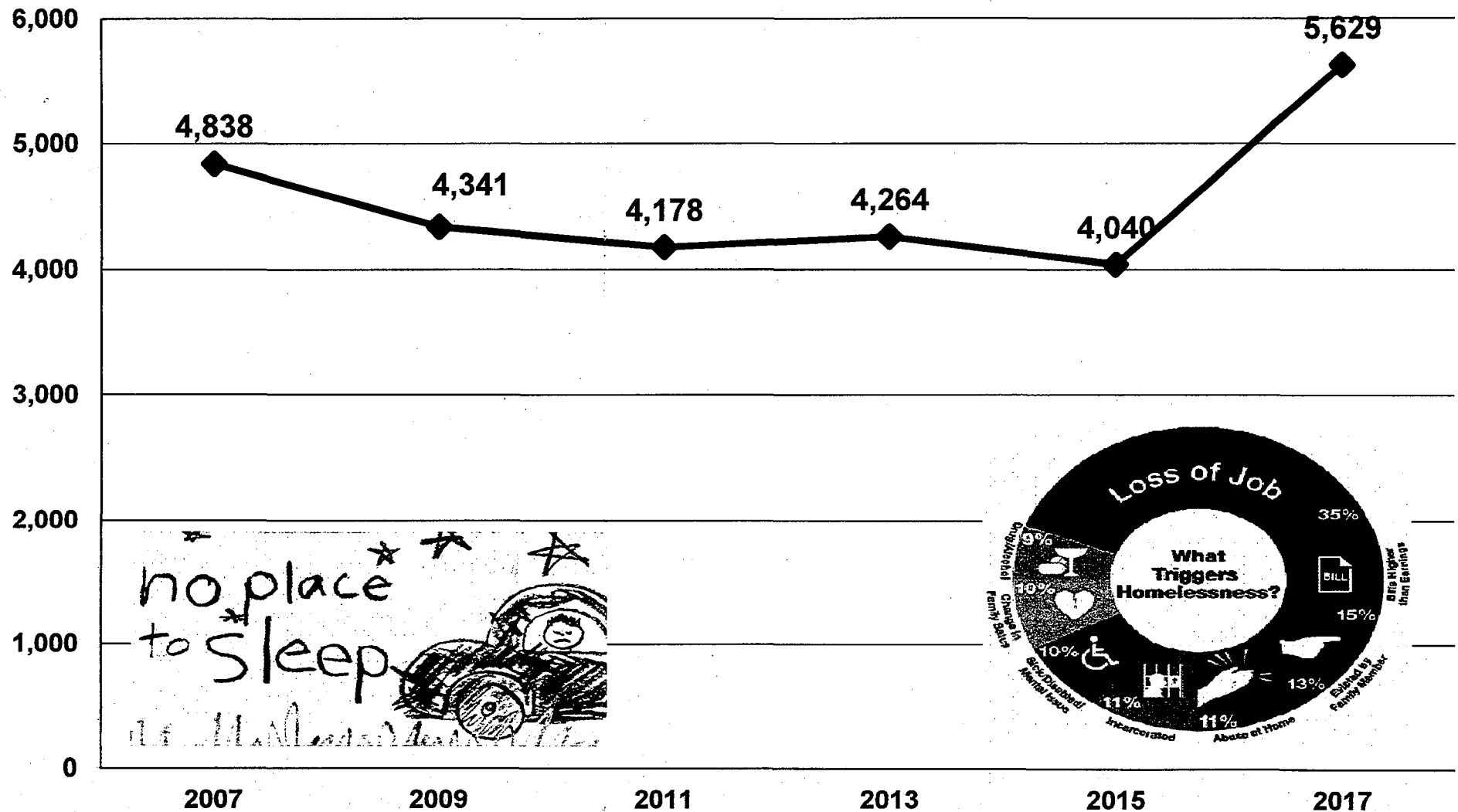


**Household Income Needed to Afford a 2 BR Apartment in Alameda County**





# Homelessness



Source: Alameda County 2017 Everyone Counts: Homeless Point-in-Time Count and Survey

# Public Safety

- Alameda County had **9,679** violent offenses in 2015, a **6.5% decrease** from 2014  
(CA Dept. of Justice, Crime & Clearances Data 2006-2015)
- There were **2,274** juvenile arrests in the county in 2014  
(CA Dept. of Justice, Arrest Dispositions 2005-2014)
- There were **12,096** individuals on probation in 2016  
(Public Safety Realignment in Alameda County, October 2016)
- 
- In 2015, adult recidivism rate in Alameda County = **20.3%**  
(Public Safety Realignment in Alameda County, October 2016)

# 2017 Funded Programs

## AC-OCAP Grantees

### Job Training & Employment Placement

- Hack the Hood
- Civicorps
- Downtown Streets, Inc.
- Roots Community Health Center
- Rubicon Programs, Inc.
- La Familia Counseling Service
- Youth Employment Partnership

### Housing & Community Development

- AnewAmerica Community Corporation
- St. Mary's Center
- Eden Information and Referral, Inc.
- Family Emergency Shelter Coalition
- Satellite Affordable Housing Associates
- Unity Council

## AC-OCAP Programs

### Asset Building & Financial Education

- Housing and Economic Rights Advocates (HERA)
- Earned Income Tax Credit (EITC)
- Bank on Oakland (BOO)

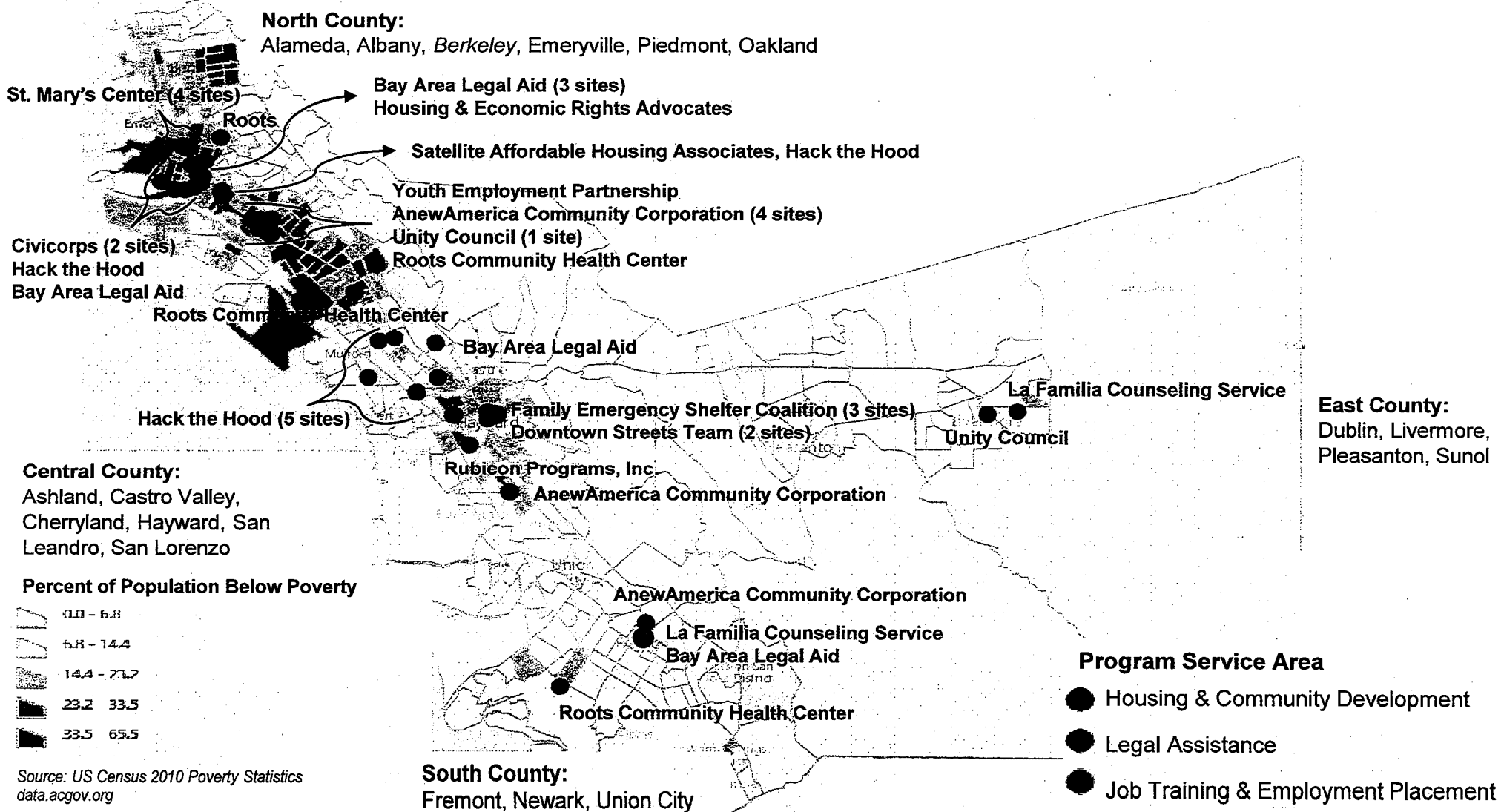
### Hunger

- Oakland Community Housing Services' Annual Holiday Dinner
- Oakland Fund for Children & Youth Summer Lunch Program

### Legal Assistance

- Bay Area Legal Aid

# Alameda County & Oakland's Low-Income Community Profile Map



Source: US Census 2010 Poverty Statistics  
data.acgov.org

# Future CSBG Funding

- CSBG Reauthorization/Legislation
- 2017 CSBG Funding: \$1.347 million
- Challenges
  - Lack of Funding for Safety Net (ACA, HUD, Immigration)
  - Provides \$6.92 per person  
(\$1.347mil/194,639 individuals in poverty)

# Alameda County Factsheet 2016



## Alameda County-Oakland Community Action Partnership

### Factsheet 2016



1 in 4 children (28%) live in poverty in Oakland



1 in 7 children (15%) live in poverty in Alameda County

12.5% Alameda County residents (194,639) living below the federal poverty level

20.4% Oakland residents (82,165) living below the federal poverty level

### COMMUNITY IMPACT

79,942 Low-Income Alameda County Residents Served by AC-OCAP

2,472 Alameda County Low-Income Residents Received Legal Assistance

19,000 Summer Lunches Served to Oakland's Low Income Children

23,087 Alameda County Low-Income Residents Received Free Tax Preparation at 57 VITA Sites

951 Alameda County Low-Income Families Housed

124 Alameda County Low-Income Residents Employed

\$26.2 mil In Tax Refunds Captured, Including \$8.9 million brought back to low-wage earners through Alameda County's EITC campaign

\$806,000 In Community Service Block Grant (CSBG) funds invested into the community and over \$6.9 million leveraged

Source: US Census Bureau, 2011-2015 ACS 5-Year Estimates

# The Promise of Community Action

***“Community Action* changes people’s lives, embodies the spirit of hope, improves communities, and makes Oakland and Alameda County a better place to live. We care about the entire community, and we are dedicated to helping people help themselves and each other”**

# Community Needs

1. What are some of the **challenges** in providing for your family?
2. What kind of support would help you get or stay **Employed/Housed**?
3. What's **missing** from existing services that you would like to see added or improved?
4. Lastly, in your opinion, what do we need to do to work towards **ending poverty**?





APPENDIX I

Guest Sign-In Sheet



ALAMEDA COUNTY-OAKLAND COMMUNITY ACTION PARTNERSHIP  
 BOARD MEETING & PUBLIC HEARING ON THE PROPOSED 2018-2019 CAP PLAN  
 FOR THE COMMUNITY SERVICES BLOCK GRANT  
 MONDAY, JUNE 12, 2017

City Hall  
 One Frank H. Ogawa Plaza  
 Hearing Room 3

P61

<u>Low-income representative</u>	<u>Name (Please print)</u>	<u>Agency/City</u>	<u>Email</u>
LI <input checked="" type="checkbox"/>	1 <u>Nyah DeLaCruz</u>	<u>Oremcatcher/Oakland</u> OHA client	<u>ndelacruz@alamedaaf5.org</u>
LI <input checked="" type="checkbox"/>	2 <u>Ti Anne Young</u>	<u>Oakland, CA</u>	<u>Swieetegypt2002@yahoo.com</u>
<input type="checkbox"/>	3 <u>Karen Dick</u>	<u>Eastmont St/Prudhoe</u>	<u>karen.s.dick@gmail.com</u>
<input checked="" type="checkbox"/>	4 <u>Suzanna Duripari</u>	<u>Roots Community</u>	<u>ksuzanna@rootsclinic.org</u>
LI <input checked="" type="checkbox"/>	5 <u>Danise Del Rio</u>	<u>Downtown District Team</u>	<u>Ø</u>
<input type="checkbox"/>	6 <u>Carol Johnson</u>	<u>St. Mary's Center</u>	<u>cjohnson@stmaryscenter.org</u>
<input type="checkbox"/>	7 <u>Steven Dial</u>	<u>Anew America</u>	<u>sdial@anewamerica.org</u>
<input type="checkbox"/>	8 <u>Stephen Knorr</u>	<u>ALA CITY COMMUNITY FOOD BANK</u>	<u>sknorr@accfb.org</u>
<input type="checkbox"/>	9 <u>Thao Dang</u>	<u>Vietnamese American Community Center of The East Bay</u>	<u>tdang@vacceb.org</u>

APPENDIX I

Guest Sign-In Sheet



ALAMEDA COUNTY-OAKLAND COMMUNITY ACTION PARTNERSHIP  
 BOARD MEETING & PUBLIC HEARING ON THE PROPOSED 2018-2019 CAP PLAN  
 FOR THE COMMUNITY SERVICES BLOCK GRANT  
 MONDAY, JUNE 12, 2017

City Hall  
 One Frank H. Ogawa Plaza  
 Hearing Room 3

862

<u>Low-income representative</u>	<u>Name (Please print)</u>	<u>Agency/City</u>	<u>Email</u>
<input checked="" type="checkbox"/>	10 Kathryn Lee	Catholic Charities East Bay	klee@cceb.org
<input type="checkbox"/>	11 Brian Beall	Albany Social + Economic Justice Commission	Brian@Beall4Albany.com
LI <input type="checkbox"/>	12 Antoinette Tarango	San Leandro	1213am1975@gmail.com
<input type="checkbox"/>	13 William Ivey		wey.william@deltron.com
<input type="checkbox"/>	14 Brendan Hofmann	Alameda County DCSS	brendan.hofmann@acgov.org
<input type="checkbox"/>	15 Diane Jesus	Robicon Programs	diane.j@robiconprograms.org
<input type="checkbox"/>			
<input type="checkbox"/>			
<input type="checkbox"/>			

Guest Sign-In Sheet



ALAMEDA COUNTY-OAKLAND COMMUNITY ACTION PARTNERSHIP  
 BOARD MEETING & PUBLIC HEARING ON THE PROPOSED 2018-2019 CAP PLAN  
 FOR THE COMMUNITY SERVICES BLOCK GRANT  
 MONDAY, JUNE 12, 2017

City Hall  
 One Frank H. Ogawa Plaza  
 Hearing Room 3

863

<u>Low-income representative</u>	<u>Name (Please print)</u>	<u>Agency/City</u>	<u>Email</u>
<input checked="" type="checkbox"/>	16 Caleb Smith	The Unity Council	smith@unitycouncil.org
<input type="checkbox"/>	17 Jade Milburn	Downtown Streets Team	jade@streetsteam.org
<input type="checkbox"/>	18 Julia Lang	Downtown Streets Team	julia@streetsteam.org
LI <input type="checkbox"/>	19 Jerome Mcintosh	St Mary Center	nickym101@gmail.com
<input type="checkbox"/>	20 Suzanne Shenfil	City of Fremont	sshentfil@fremont.gov
<input type="checkbox"/>	21 Jaclyn Pinedo	Bay Area Legal Aid	jpinedo@baylegal.org
<input type="checkbox"/>	22 Rosalyn Epstein	Urban Strategies Center	rosalyn@urbanstrategies.org
<input type="checkbox"/>	23 Dana Puryear	San Leandro/Oakland	dana.puryear@gmail.com
LI <input type="checkbox"/>	+3 family 24 Sofia Galindo	San Leandro/Alameda Fremont	Sofia Galindo@gmail.com

APPENDIX I

Guest Sign-In Sheet



ALAMEDA COUNTY-OAKLAND COMMUNITY ACTION PARTNERSHIP  
 BOARD MEETING & PUBLIC HEARING ON THE PROPOSED 2018-2019 CAP PLAN  
 FOR THE COMMUNITY SERVICES BLOCK GRANT  
 MONDAY, JUNE 12, 2017

City Hall  
 One Frank H. Ogawa Plaza  
 Hearing Room 3

PSA

Low-income representative	Name (Please print)	Agency/City	Email
<input type="checkbox"/>	25 CHRISTINE CHERD BOONMUNANG	ACHED	christine.cherdboonmuan@acap.org
<input type="checkbox"/>	26 Maene Elise Brown	HERA	melisabrown@hera.org
<input type="checkbox"/>	27 SARAH FINNIGAN	EDEN PARK/211 HAYWARD	Sfinnigan@edenpark.org
<input type="checkbox"/>	28 Lisa News	Lisa@hackthehood.org	Hack the Hood
<input type="checkbox"/>			
<input type="checkbox"/>			
<input type="checkbox"/>			
<input type="checkbox"/>			
<input type="checkbox"/>			



**Alameda County - Oakland Community Action Partnership (AC-OCAP)  
2017 Programs and Services Outcomes (Midyear)**

**ATTACHMENT B**

<b>HOUSING AND COMMUNITY DEVELOPMENT</b>						
<b>Organization</b>	<b>Program</b>	<b>Funded Amount</b>	<b>Services</b>	<b>Annual Goals</b>	<b>Outcomes (as of June 30, 2017)</b>	<b>Population Served</b>
<b>AnewAmerica Community Corporation</b> 360 14 <sup>th</sup> Street #500 Oakland, CA 94612	Microenterprise Development & Asset Building for Low-Income Entrepreneurs	\$40,000 Oakland  \$25,000 Alameda County	Provides targeted microenterprise development and asset building services to low-income Oakland and Alameda County families.	<b>60 (35 Oakland &amp; 25 Alameda County)</b> low income residents projected to be served through targeted microenterprise development and asset building services.  <b>36 (21 Oakland and 15 Alameda County)</b> participants will create and implement a household budget and/or savings plan.  <b>18 (11 Oakland and 7 Alameda County)</b> participants will start or expand a business, creating <b>15 (9 Oakland and 6 Alameda County)</b> new jobs.	<b>3 Oakland</b> low-income residents enrolled in the program and received targeted microenterprise development and asset building services. <b>0 Alameda County</b> low-income residents served*.  <b>0 Oakland and 0 Alameda County</b> participants created or implemented a household budget and/or savings plan.  <b>0 Oakland and 0 Alameda County</b> participants started or expanded a business. <b>0 jobs</b> were created.  <i>*Corrective Action Plan requested</i>	<b>Oakland:</b> 94601 (1) 94611 (0) 94602 (0) 94612 (0) 94603 (1) 94614 (0) 94604 (0) 94615 (0) 94605 (0) 94617 (0) 94606 (0) 94618 (0) 94607 (0) 94619 (0) 94608 (0) 94620 (0) 94609 (0) 94621 (1) 94610 (0) 94623 (0) Unknown (0)  <b>Alameda County:</b> Central County (0) North County (0) South County (0) East County (0) Unknown (0)
<b>Family Emergency Shelter Coalition (FESCO)</b> 21455 Birch Street #5 Hayward, CA 94541	Homeless Family Services	\$40,000 Alameda County	Provides housing and wraparound services to extremely low-income homeless families in Alameda County.	<b>172 Alameda County</b> low-income homeless individuals (45 families) projected to be housed through FESCO's Banyan House and Les Marquis House programs.  <b>83</b> individuals will exit to more permanent housing, and <b>28</b> adults exiting will have earned income.	<b>114 Alameda County</b> low-income homeless individuals were housed through FESCO's Banyan House Transitional Housing (49) and Les Marquis House Emergency Shelter (75) programs.  <b>85</b> individuals exited the program and obtained more permanent housing. <b>18</b> adults exited the program with earned income.	<b>Alameda County:</b> Central County (114) North County (0) South County (0) East County (0) Unknown (0)
<b>Satellite Affordable Housing Associates (SAHA)</b> 1835 Alcatraz Avenue Berkeley, CA 94703	Lakeside Senior Apartments: Resident Services Program	\$40,000 Oakland	Provides permanent affordable housing with wraparound services to low-income and formerly homeless Oakland seniors age 55+.	<b>45 Oakland</b> seniors (including <b>22</b> with disabilities) age 55+ projected to maintain independent living by remaining at Lakeside, or leaving with an exit plan to permanent housing.  <b>57</b> seniors will increase or maintain their income/benefits.	<b>75 Oakland</b> seniors (including <b>19</b> with disabilities) age 55+ maintained independent living by remaining at Lakeside, or leaving with an exit plan to permanent housing.  <b>75</b> seniors increased or maintained their income/benefits.	<b>Oakland:</b> 94601 (0) 94611 (0) 94602 (0) 94612 (0) 94603 (0) 94614 (0) 94604 (0) 94615 (0) 94605 (0) 94617 (0) 94606 (75) 94618 (0) 94607 (0) 94619 (0) 94608 (0) 94620 (0) 94609 (0) 94621 (0) 94610 (0) 94623 (0) Unknown (0)



**Alameda County - Oakland Community Action Partnership (AC-OCAP)  
2017 Programs and Services Outcomes (Midyear)**

**HOUSING AND COMMUNITY DEVELOPMENT**

Organization	Program	Funded Amount	Services	Annual Goals	Outcomes (as of June 30, 2017)	Population Served
St. Mary's Center 925 Brockhurst Street Oakland, CA 94608	Senior Homeless Program	\$40,000 Oakland	Provides critical basic needs to low income seniors age 55+, including winter shelter, health assessments, psychiatric care, an outpatient addiction recovery program, a daily meal, social stimulation, and permanent supportive housing.	<b>58 Oakland</b> homeless seniors age 55+ projected to be served in St. Mary's emergency shelter and <b>17</b> projected to be stabilized in housing.  <b>62</b> participants will receive professional individual or group counseling.	<b>45 Oakland</b> homeless seniors age 55+ were sheltered in emergency temporary shelter. <b>17</b> were stabilized in housing, including 4 in transitional housing and 13 in permanent housing.  <b>49</b> participants received professional individual or group counseling.	<b>Oakland:</b> 94601 (0) 94611 (0) 94602 (0) 94612 (6) 94603 (4) 94614 (0) 94604 (0) 94615 (0) 94605 (1) 94617 (0) 94606 (1) 94618 (0) 94607 (1) 94619 (0) 94608 (31) 94620 (0) 94609 (2) 94621 (3) 94610 (0) 94623 (0) Unknown (0)
The Spanish Speaking Unity Council of Alameda County, Inc. DBA The Unity Council 1900 Fruitvale Ave, Suite 2A Oakland, CA 94601	The Housing & Financial Connection Program	\$40,000 Oakland  \$25,000 Alameda County	Provides housing clinics, case management, and financial coaching to Alameda County low-income residents to strengthen their economic self-sufficiency and housing stability.	<b>60 (40 Oakland and 20 Alameda County)</b> low-income residents projected to be enrolled in housing and financial case management and coaching.  <b>45 (30 Oakland and 15 Alameda County)</b> participants will report improved financial empowerment; <b>45 (30 Oakland and 15 Alameda County)</b> will report improved housing status.	<b>15 (13 Oakland and 2 Alameda County)</b> low-income residents enrolled in housing and financial case management and coaching.  <b>3` Oakland (0 Alameda County)</b> participants report improved financial empowerment, <b>1 Oakland (0 Alameda County)</b> participant reports improved housing status.  <i>Note: Late program start due to contract execution and hiring</i>	<b>Oakland:</b> 94601 (7) 94611 (0) 94602 (1) 94612 (0) 94603 (1) 94614 (0) 94604 (0) 94615 (0) 94605 (0) 94617 (0) 94606 (1) 94618 (0) 94607 (1) 94619 (0) 94608 (0) 94620 (0) 94609 (0) 94621 (2) 94610 (0) 94623 (0) Unknown (0)  <b>Alameda County:</b> Central County (1) North County (1) South County (0) East County (0) Unknown (0)



**Alameda County - Oakland Community Action Partnership (AC-OCAP)  
2017 Programs and Services Outcomes (Midyear)**

<b>JOB TRAINING AND EMPLOYMENT PLACEMENT</b>							
<b>Organization</b>	<b>Program</b>	<b>Funded Amount</b>	<b>Services</b>	<b>Annual Goals</b>	<b>Outcomes (as of June 30, 2017)</b>	<b>Population Served</b>	
<b>Center for Media Change, Inc.</b> <b>DBA Hack the Hood</b> 360 14th Street, 5th Floor Oakland, CA 94612	Hack the Hood Boot Camp & Membership Program	\$40,000 Oakland  \$28,854 Alameda County	Provides low-income Oakland youth age 16-25 with technology and professional training, coaching, and support necessary to access higher education and highly paid technology-related jobs.	<b>66 (42 Oakland and 24 Alameda County) youth will participate in the Hack the Hood Boot Camp and/or Membership Program.</b>	<b>22 (19 Oakland and 3 Alameda County) youth participated in the Hack the Hood Boot Camp and/or Membership Program</b>  <b>7 (6 Oakland and 1 Alameda County) low-income high-school students persisted in studies, and 1 Oakland (0 Alameda County) student graduated*.</b>  <b>8 (6 Oakland and 2 Alameda County) low-income post-high school youth enrolled, or persisted in higher education or specialized technical training*.</b>  <b>4 Oakland (0 Alameda County) low-income youth age 16-25 obtained paid employment or internships*.</b>  <i>*Expect to launch Alameda County programming in the Fall</i>	<b>Oakland:</b> 94601 (7) 94611 (1) 94602 (1) 94612 (0) 94603 (2) 94614 (0) 94604 (0) 94615 (0) 94605 (0) 94617 (0) 94606 (4) 94618 (0) 94607 (1) 94619 (1) 94608 (0) 94620 (0) 94609 (0) 94621 (2) 94610 (0) 94623 (0) Unknown (0)  <b>Alameda County:</b> Central County (2) North County (1) South County (0) East County (0) Unknown (0)	
				<b>36 (23 Oakland and 13 Alameda County) low-income high school youth will persist in studies, and 16 (10 Oakland and 6 Alameda County) will graduate.</b>			<b>30 (19 Oakland and 11 Alameda County) low-income post-high school youth will enroll or persist in higher education or specialized technical training.</b>
				<b>10 (6 Oakland and 4 Alameda County) low-income youth age 16-25 projected to enter paid employment or internships.</b>			
<b>Civicorps</b> 101 Myrtle Street Oakland, CA 94607	Professional Pathway	\$40,000 Oakland	Provides low-income Oakland youth age 18-26 with an employment-focused program that involves paid job training and employment placement as well as a high school diploma program, internships, and wraparound services.	<b>40 Oakland low-income young adults age 18-26 projected to participate in job training, a high school diploma program, internships, and wraparound services. 20 will graduate with a high school diploma.</b>  <b>40 participants will obtain a job, 35 of whom will maintain a job for at least 90 days.</b>	<b>23 Oakland low-income young adults age 18-26 participated in job training, high school diploma programming, internships, and wraparound services. 12 graduated with a high school diploma.</b>  <b>20 Oakland participants obtained a job and 18 have maintained employment for at least 90 days.</b>	<b>Oakland:</b> 94601 (7) 94611 (0) 94602 (0) 94612 (4) 94603 (2) 94614 (0) 94604 (0) 94615 (0) 94605 (2) 94617 (0) 94606 (1) 94618 (0) 94607 (1) 94619 (0) 94608 (1) 94620 (0) 94609 (0) 94621 (5) 94610 (0) 94623 (0) Unknown (0)	



**Alameda County - Oakland Community Action Partnership (AC-OCAP)  
2017 Programs and Services Outcomes (Midyear)**

<b>JOB TRAINING AND EMPLOYMENT PLACEMENT</b>						
<b>Organization</b>	<b>Program</b>	<b>Funded Amount</b>	<b>Services</b>	<b>Annual Goals</b>	<b>Outcomes (as of June 30, 2017)</b>	<b>Population Served</b>
<b>Downtown Streets, Inc.</b> 1671 The Alameda #306 San Jose, CA 95126	Downtown Streets Team	\$40,000 Alameda County	Provides unhoused low-income Alameda County residents with job training and volunteer work experience, coupled with case management and wraparound supportive services.	<b>45 Alameda County</b> unhoused or at-risk low-income residents projected to become Team Members and engage in case management and/or employment services, as well as receive a stipend for their volunteer work.  <b>12</b> Team Members projected to obtain permanent employment lasting 90 days or more.  <b>10</b> Team Members projected to obtain permanent housing	<b>21 Alameda County</b> unhoused or at-risk low-income residents participated in job training and volunteered as Team Members, engaging in case management and/or employment services. All participants received a basic needs stipend.  <b>2</b> Team Members obtained permanent employment lasting 90 days or more.  <b>4</b> Team Members obtained permanent housing.	<b>Alameda County:</b> Central County (21) North County (0) South County (0) East County (0) Unknown (0)
<b>Roots Community Health Center</b> 9925 International Blvd #5 Oakland, CA 94603	Roots Emancipators Initiative	\$40,000 Oakland  \$25,000 Alameda County	Provides low-income Oakland and Alameda County residents with workforce opportunities through wraparound support, job training, and living wage job placement.	<b>24 Alameda County (16 Oakland and 8 Alameda County)</b> low-income residents projected to enroll in the Emancipators Initiative and receive wrap-around support, job training, and living wage job placement services.  <b>22</b> (15 Oakland and 7 Alameda County) projected to complete the Initiative and <b>20</b> (14 Oakland and 6 Alameda County) will obtain employment.  <b>17</b> (11 Oakland and 6 Alameda County) will become banked.	<b>10 Alameda County (9 Oakland, 1 Alameda County)</b> low-income residents enrolled in the Emancipators Initiative and received wrap-around support, job training, and living wage job placement services. Participants also received a stipend (\$15 per hour) as a part of their job-training.  <b>5</b> Oakland participants (0 Alameda County) have completed the Emancipators Initiative and obtained employment.  <b>1</b> Oakland participant (0 Alameda County) has become banked.	<b>Oakland:</b> 94601 (0) 94611 (0) 94602 (0) 94612 (0) 94603 (2) 94614 (0) 94604 (0) 94615 (0) 94605 (4) 94617 (0) 94606 (0) 94618 (0) 94607 (1) 94619 (0) 94608 (0) 94620 (0) 94609 (1) 94621 (1) 94610 (0) 94623 (0) Unknown (0)  <b>Alameda County:</b> Central County (1) North County (0) South County (0) East County (0) Unknown (0)
<b>Rubicon Programs Incorporated</b> 2500 Bissell Ave Richmond, CA 94804	Eden Area One Stop	\$40,000 Alameda County	Provides low-income Alameda County residents experiencing significant barriers to employment an array of workforce development and education services.	<b>27 Alameda County</b> low-income residents projected to enroll in programming and receive in-demand sector training. <b>19</b> are projected to complete training.  <b>11</b> residents projected to complete training and secure employment.	<b>12 Alameda County</b> low-income residents enrolled in the program. <b>1</b> received in-demand sector training, and <b>1</b> completed training.  <b>1</b> resident who completed training secured employment.	<b>Alameda County:</b> Central County (9) North County (0) South County (1) East County (2) Unknown (0)





**Alameda County - Oakland Community Action Partnership (AC-OCAP)  
2017 Programs and Services Outcomes (Midyear)**

<b>JOB TRAINING AND EMPLOYMENT PLACEMENT</b>						
<b>Organization</b>	<b>Program</b>	<b>Funded Amount</b>	<b>Services</b>	<b>Annual Goals</b>	<b>Outcomes (as of June 30, 2017)</b>	<b>Population Served</b>
<b>Southern Alameda County Comite for Raza Mental Health</b> <b>DBA La Familia</b> 26081 Mocine Avenue Hayward, CA 94544	Reengagement Academies	\$40,000 Alameda County	Provides disconnected low-income Alameda County students age 16-24 16-week cohort-based programs to progress towards GED completion, gain Career Technical Education (CTE <sup>1</sup> ) credits towards a certificate, and participate in a paid internship.	<p><b>20 Alameda County</b> disconnected low-income students age 16-24 will be served and will complete a Sector-Specific Career Pathway Plan.</p> <p><b>20</b> are projected to enroll as a student with a CTE organization, <b>12</b> of whom will complete at least one course with a passing grade. <b>10</b> will pass at least one section of the GED.</p> <p><b>16</b> will complete 60 hours of paid internship work, and <b>12</b> will obtain employment.</p>	<p><b>10 Alameda County</b> disconnected low-income students age 16-24 have been served; <b>0</b> have completed a Sector-Specific Career Pathway Plan.</p> <p><b>2</b> have enrolled as a student with a CTE organization, <b>0</b> have completed at least one course with a passing grade. <b>0</b> have passed at least one section of the GED, however <b>10</b> are enrolled in GED prep and <b>7</b> are preparing to test on one or more sections.</p> <p><b>0</b> have completed 60 hours of paid internship work, and <b>0</b> have obtained employment.</p> <p><i>Note: Majority of youth programming occurs in Summer</i></p>	<b>Alameda County:</b> Central County (0) North County (0) South County (5) East County (5) Unknown (0)
<b>The Youth Employment Partnership</b> 2300 International Blvd Oakland, CA 94601	The Oakland Firefighters Youth Academy	\$40,000 Oakland	Provides low-income Oakland youth age 16 and up with the opportunity to gain basic job skills, career exposure, and build relationships with local firefighters through hands-on weekend academies and summer employment at Oakland firehouses.	<p><b>24 Oakland</b> low-income youth age 16 and up projected to participate in a weekly Saturday Firefighter Academy and receive a paid summer internship.</p> <p><b>20</b> will complete 10 Saturday Academy trainings, raise their GPA or improve school attendance, complete their internship and receive a positive score on their workforce evaluation, and obtain their CPR certification.</p>	<p><b>33 Oakland</b> low-income youth age 16 and up were recruited, oriented, completed an assessment, and began the Saturday Academy.</p> <p><b>19</b> have completed 10 Saturday Academy Trainings.</p> <p><i>Note: Additional outcomes will be reported at the end of the year</i></p>	<b>Oakland:</b> 94601 (7) 94611 (0) 94602 (3) 94612 (2) 94603 (4) 94614 (0) 94604 (0) 94615 (0) 94605 (4) 94617 (0) 94606 (5) 94618 (0) 94607 (3) 94619 (0) 94608 (1) 94620 (0) 94609 (0) 94621 (3) 94610 (1) 94623 (0) Unknown (0)

<sup>1</sup> Career Technical Education is a program of study through the California Department of Education that involves a multiyear sequence of courses that integrate core academic knowledge with technical and occupational knowledge to provide students with a pathway to postsecondary education and careers



**Alameda County - Oakland Community Action Partnership (AC-OCAP)  
2017 Programs and Services Outcomes (Midyear)**

<b>AC-OCAP GENERAL PROGRAMMING</b>						
<b>Organization</b>	<b>Program</b>	<b>Funded Amount</b>	<b>Services</b>	<b>Annual Goals</b>	<b>Outcomes (as of June 30, 2017)</b>	<b>Population Served</b>
<b>AC-OCAP and United Way of the Bay Area Alameda County EITC Coalition</b> 150 Frank H. Ogawa Plaza Oakland, CA 94612	EITC Campaign – Clear Channel & Bus Stop Sign & Billboard Creation & Placement	\$15,000	Free Tax preparation services to low-income residents and countywide marketing.	<b>10,000 Oakland and 9,000 Alameda County</b> tax returns, EITC claims, and financial services.	<b>10,451 Oakland and 10,111 Alameda County</b> low-income residents (20,562 total) served at 51 sites.  \$23,485,020 total in tax returns countywide (with \$12,626,820 total in tax returns in Oakland)	Oakland and throughout Alameda County
<b>AC-OCAP &amp; Office of Children &amp; Youth Services (OCY)</b>	Oakland Summer Lunch Program	\$5,000	Summer food program for low-income children and youth	<b>19,000</b> Oakland youth served summer lunches and snacks	<i>Program runs through the end of August – outcomes reported annually</i>	Oakland Youth
<b>AC-OCAP and Department of Human Services (HSD) Community Housing Services (CHS)</b>	Oakland's Annual Holiday Dinner	\$5,000	Co-sponsor the City's Annual Holiday Dinner for low-income residents	<b>2,000</b> Oakland residents projected to be served.	<i>Anticipated November, 2017</i>	Oakland residents
<b>Bay Area Legal Aid</b> 1735 Telegraph Avenue Oakland, CA 94612	Alameda County Legal Safety Net Project	\$30,000	Increases self-sufficiency by providing access to free civil legal services for low-income people throughout Oakland and the surrounding Alameda County.	<b>2,045 (1,120 Oakland and 925 Alameda County)</b> low-income youth, refugees, veterans, re-entry clients and limited English proficient individuals received free, high-quality legal assistance.  <b>1,850</b> (1,000 Oakland and 850 Alameda County) projected to receive civil legal assistance.  <b>195</b> (120 Oakland and 75 Alameda County) projected to receive emergency protection from violence.	<b>1,223 (699 Oakland and 524 Alameda County)</b> low-income youth, refugees, veterans, re-entry clients and limited English proficient individuals received free, high-quality legal assistance.  <b>1,154</b> (667 Oakland and 487 Alameda County) received civil legal assistance.  <b>69</b> (32 Oakland and 37 Alameda County) received advice for domestic violence or sexual assaults.	<b>Oakland:</b> 94601 (76) 94611 (15) 94602 (43) 94612 (54) 94603 (72) 94614 (7) 94604 (5) 94615 (0) 94605 (95) 94617 (2) 94606 (60) 94618 (6) 94607 (69) 94619 (30) 94608 (45) 94620 (2) 94609 (30) 94621 (64) 94610 (24) 94623 (0) Unknown (0)  <b>Alameda County:</b> Central County (292) North County (74) South County (93) East County (65) Unknown (0)



**Alameda County - Oakland Community Action Partnership (AC-OCAP)  
2017 Programs and Services Outcomes (Midyear)**

<b>AC-OCAP GENERAL PROGRAMMING</b>						
<b>Organization</b>	<b>Program</b>	<b>Funded Amount</b>	<b>Services</b>	<b>Annual Goals</b>	<b>Outcomes (as of June 30, 2017)</b>	<b>Population Served</b>
<b>Housing &amp; Economic Rights Advocates</b> 1040 Franklin St. Ste 1040 Oakland, CA 94612	Credit Repair for Stronger Tenants	\$20,000	Provides low-income residents with legal services to address eviction, credit and debt problems.	<p><b>40 Alameda County (20 Oakland, 20 Alameda County) low-income residents who have eviction, credit and debt problems served individually and in-depth.</b></p> <p><b>40 (20 Oakland, 20 Alameda County) low-income residents with debt collection issues projected to be assisted by HERA.</b></p> <p><b>16 (8 Oakland and 8 Alameda County) residents will improve their credit score by 50 points.</b></p> <p><b>6 (3 Oakland and 3 Alameda County) will receive eviction repair assistance.</b></p>	<p><b>29 Alameda County (20 Oakland, 9 Alameda County) low-income residents who have eviction, credit and debt problems served individually and in-depth.</b></p> <p><b>9 Alameda County 2 Oakland, 4 Alameda County) received assistance with debt collection issues.</b></p> <p><b>0 residents improved their credit score by 50 points. 8 have received credit improvement assistance, but outcomes are unknown.</b></p> <p><b>0 residents have received eviction repair assistance.</b></p>	<p><b>Oakland:</b> 94601 (1) 94611 (1) 94602 (2) 94612 (0) 94603 (1) 94614 (0) 94604 (0) 94615 (0) 94605 (5) 94617 (0) 94606 (3) 94618 (0) 94607 (1) 94619 (1) 94608 (1) 94620 (0) 94609 (1) 94621 (2) 94610 (1) 94623 (0) Unknown (0)</p> <p><b>Alameda County:</b> Central County (8) North County (1) South County (0) East County (0) Unknown (0)</p>
<b>Eden I&amp;R</b> 570 B Street Hayward, CA 94541	Information and Referral Services	\$100,000 (GF)  \$20,000 (CSBG)	2-1-1 Information & Referral for Oakland  EITC / Bank On Oakland	Information and Referral Services	<p><b>33,306 (13,628 Oakland and 19,678 Alameda County) information calls were handled by 2-1-1. Of these 10,381 unduplicated calls, 4,616 were from Oakland and 5,765 were from elsewhere in Alameda County.</b></p> <p><b>43,268 health, housing, and human services referrals were provided in Oakland and Alameda County, excluding Berkeley.</b></p>	Oakland and throughout Alameda County
<p><b>CSBG Investment: \$ 653,854</b> <b>Leveraging Total: \$ 5,951,649</b></p>		<p><b>Community Impact</b>  <b>32 Obtained Employment</b>  <b>13 Received High School Diploma</b>  <b>124 Received Transitional Housing/Emergency Shelter</b>  <b>92 Obtained/Maintained Permanent Housing</b>  <b>1,183 Received Legal Assistance</b></p>		<p align="center"><b>“Helping People... Changing Lives”</b></p> <p align="center"><b>15,967 Oakland Residents Served</b>  <b>16,535 Alameda County Residents Served</b>  <b>32,502 Total Low-Income Residents Served</b></p> <p align="center"><b>10,381 Unduplicated Information &amp; Referral Calls Answered</b></p> <p align="center"><b>20,562 Tax Returns filed in Alameda County</b>  <b>\$7.2 Million captured through EITC Tax Campaign</b>  <b>\$23.5 Million Total Refunds Captured</b></p>		

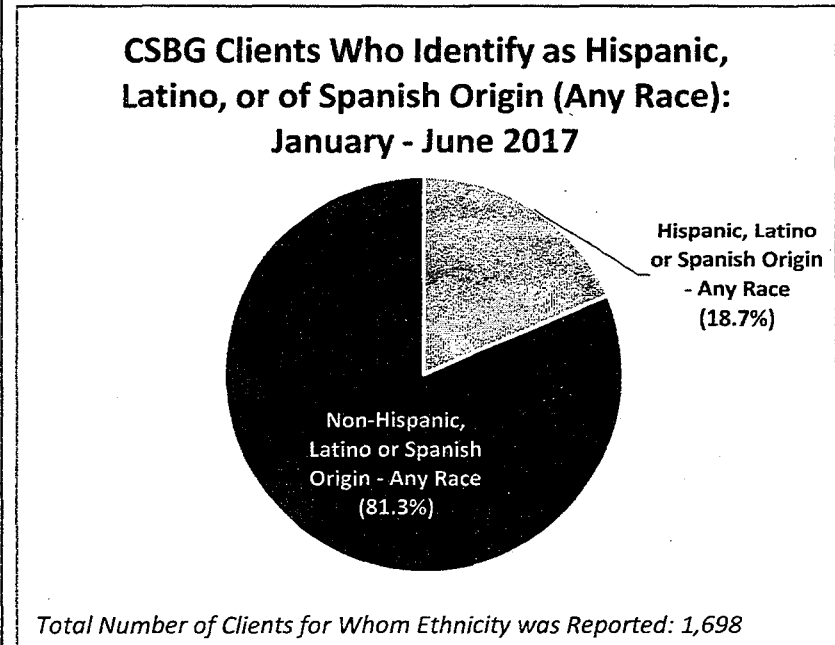
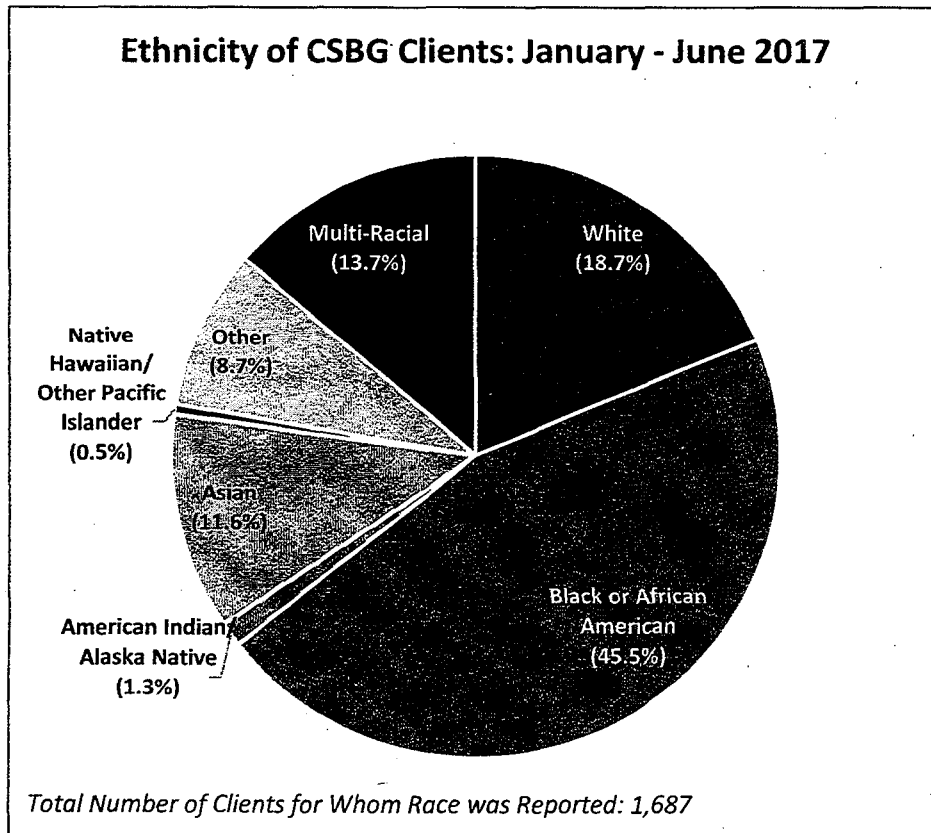
Note: All Alameda County counts exclude Oakland and Berkeley



**Alameda County - Oakland Community Action Partnership (AC-OCAP)  
CSBG Discretionary Funding: June 15, 2016 – May 31, 2017**

Program	Services	Goals	Outcomes
<p><b>Emergency Winter Shelter</b></p> <p><u>Oakland</u></p> <p>1. St. Vincent de Paul 2272 San Pablo Ave Oakland, CA 94612</p> <p>2. OPPTC Emergency Shelter 4700 International Blvd Oakland, CA 94601</p> <p>3. The Open Door Mission 92 7<sup>th</sup> Street Oakland, CA 94607</p> <p><u>Alameda County</u></p> <p>4. San Leandro Warming Shelter 1395 Bancroft Ave San Leandro, CA 94577</p> <p>5. South Hayward Parish 27287 Patrick Ave Hayward, CA 94544</p> <p>6. Asbury United Methodist Church 4743 East Ave Livermore, CA 94550</p>	<p>Emergency Winter Shelter includes nightly shelter beds from 6pm – 7am from November 2016 through April 2017. Available services include nutritious dinner and breakfast daily; outreach, referrals, and comprehensive wraparound services (healthcare, GA and SSI assistance, etc.), and a connection to permanent housing resources.</p>	<p>155 unhoused Oakland and Alameda County residents will be provided with emergency overnight shelter, services and/or support.</p>	<p>490 unhoused Oakland and Alameda County residents were served over the course of the winter. 207 emergency shelter beds were provided nightly. Cots, blankets, sleeping bags, socks, hats, gloves, coffee makers, slow cookers, large heavy duty pots, flatware / stemware, and food were provided to 6 shelters.</p> <p>62 unhoused Oakland and Alameda County residents obtained housing; 32 individuals moved into transitional housing and 30 moved into permanent housing.</p>
<p><b>City of Oakland Compassionate Communities</b></p> <p>35<sup>th</sup> Street &amp; Magnolia Street Oakland, CA 94608</p>	<p>Compassionate Communities is a services-in-place pilot project focused on bringing resources to a homeless encampment in Oakland. Unhoused residents are provided with basic public health services, and wraparound supportive services, in addition to intensive housing-focused case management.</p>	<p>42 chronically homeless individuals from homeless encampments will be provided with emergency assistance and support to obtain permanent housing.</p>	<p>40 individuals received emergency assistance including assessment and intensive housing-focused case management services.</p> <p>24 individuals obtained housing; 16 moved into transitional housing provided by Bay Area Community Services (BACS) at the Henry Robinson Multi-Services Center, and 8 moved into permanent housing.</p>
<p><b>CSBG Investment: \$32,078</b></p> <p>530 Alameda County residents experiencing homelessness were served 86 individuals obtained obtain transitional and/or permanent housing</p>			

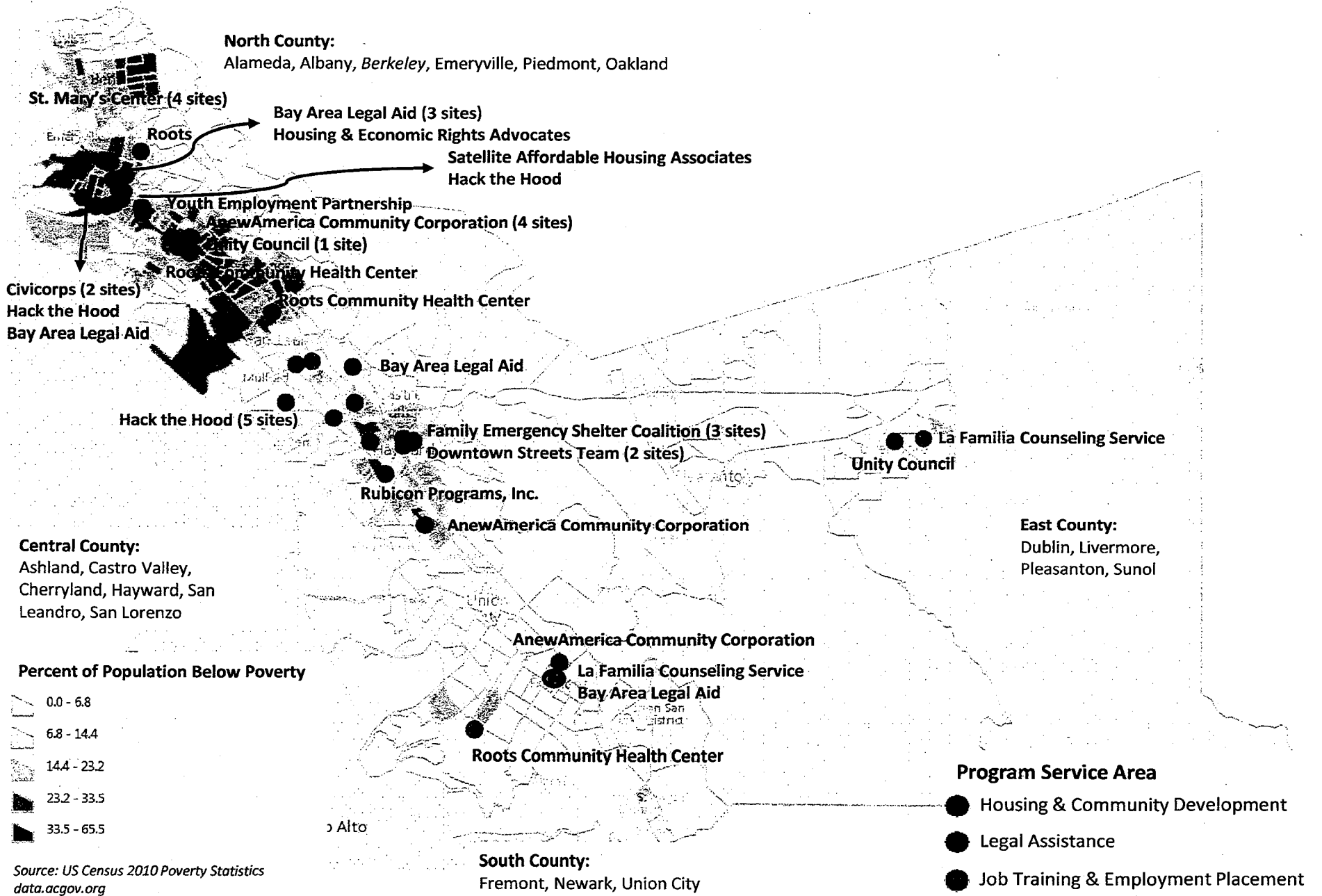
## CSBG Client Demographics: January - June 2017



Based on CSD Form 295: CSBG Programmatic Data - Client Characteristics Report

*Note: Not all CSBG sub-grantees reported on client ethnicity and/or race, data represents clients for whom race and ethnicity data was collected*

# AC-OCAP Community Economic Opportunity Network 2017-2019 Service Site Locations




Source: US Census 2010 Poverty Statistics  
data.acgov.org

FILED  
OFFICE OF THE CITY CLERK  
OAKLAND  
2017 NOV -2 PM 2:39

Approved as to Form and Legality

# OAKLAND CITY COUNCIL

  
City Attorney

RESOLUTION No. \_\_\_\_\_ C.M.S.

Introduced by Councilmember \_\_\_\_\_

**RESOLUTION:**

1. AUTHORIZING THE CITY ADMINISTRATOR TO ACCEPT AND ALLOCATE A RENEWAL GRANT IN THE AMOUNT OF \$1,335,822 IN ANTI-POVERTY COMMUNITY SERVICES BLOCK GRANT (CSBG) FUNDS FOR 2018 FROM THE CALIFORNIA DEPARTMENT OF COMMUNITY SERVICES AND DEVELOPMENT (CSD);
2. AUTHORIZING THE CITY ADMINISTRATOR TO ACCEPT ADDITIONAL CSBG GRANT FUNDS FROM CSD FOR THE SAME PURPOSE WITHIN THE 2018 TERM, WITHOUT RETURNING TO COUNCIL; AND
3. AUTHORIZING A CONTRIBUTION FROM THE GENERAL PURPOSE FUND IN AN AMOUNT EQUIVALENT TO THE DEPARTMENT'S CENTRAL SERVICES OVERHEAD CHARGES ESTIMATED AT \$94,699

WHEREAS, the City of Oakland has received Anti-Poverty Community Services Block Grant (CSBG) funding since 1971; and

WHEREAS, the State of California Department of Community Services and Development (CSD) has made available CSBG funds for calendar year 2018; and

WHEREAS, the Alameda County - Oakland Community Action Partnership (AC-OCAP) is scheduled to receive \$1,335,822 for the CSBG program from the CSD for 2018 programming; and

WHEREAS, the City of Oakland, on behalf of AC-OCAP, wishes to accept the aforementioned grant in the amount of \$1,335,822 for the program year January 1, 2018 through December 31, 2018, under provisions of the CSBG program; and

WHEREAS, the City's Fiscal Year (FY) 2017-2019 biennial adopted budget appropriates said funds of \$1,347,798 the Department of Health and Human Services Fund (2128), CSBG-Admin Organization (78361), CSBG - Program Organization (78362) and CSBG - OCAP Programs Organization (78363), CAP/CSBG 2018 Admin & Program Projects (1003626/1003627); and

WHEREAS, due to the State imposed 12% administrative cap, HSD is requesting a contribution from the General Purpose Fund in an amount equivalent to the Department's

Central Services Overhead charges, which is currently estimated at \$94,699; and

**WHEREAS**, these funds will be used to provide program administrative support and direct services to Oakland's and Alameda County's (excluding Berkeley) low-income citizens to help them become self-sufficient as outlined in the State approved 2018-2019 AC-OCAP Plan; and

**WHEREAS**, services provided will be in accordance with Federal and State subcontractor provisions, regulations, and guidelines for eligible activities under the CSBG program; now, therefore, be it

**RESOLVED:** That the City Administrator is hereby authorized to accept a Community Services Block Grant renewal in the amount of \$1,335,822; and be it

**FURTHER RESOLVED:** That the FY 2017-2018 adopted appropriation for the 2018 Community Services Block Grant be amended to \$1,335,822 in the Department of Health and Human Services Fund (2128), CSBG-Admin Organization (78361), CSBG - Program Organization (78362) and CSBG – OCAP Programs Organization (78363), CAP/CSBG 2018 Admin & Program Projects (1003626/1003627); and be it

**FURTHER RESOLVED:** That should additional CSBG funds be received from the grantor (CSD), within the existing grant term, the City Administrator, or her designee, is hereby authorized to accept the grant funds for the same purpose without returning to Council within the duration of the grant term (January 1, 2018-December 31, 2018); and be it

**FURTHER RESOLVED:** That the City Administrator, or her designee, is hereby authorized to conduct all negotiations, execute and submit all CSD contracts, agreements, memoranda of understanding, and other documents, including all exhibits and assurances contained therein, and any amendments thereto, and to sign subsequent required fiscal and programmatic reports, and to perform any and all responsibilities in relationship to AC-OCAP programs which may be necessary to accept and appropriate the CSBG grant; and be it

**FURTHER RESOLVED:** That all Central Services Overhead charges associated with this grant in an estimated amount of \$94,699 for FY2017-2018 will be offset through a contribution of the General Purpose Fund as approved in the City's FY 2017-2019 Adopted Biennial Budget.

IN COUNCIL, OAKLAND, CALIFORNIA, \_\_\_\_\_

**PASSED BY THE FOLLOWING VOTE:**

AYES- BROOKS, CAMPBELL WASHINGTON, GALLO, GIBSON MCELHANEY, GUILLEN, KALB, KAPLAN, AND PRESIDENT REID

NOES-

ABSENT-

ABSTENTION-

ATTEST: \_\_\_\_\_  
**LATONDA SIMMONS**  
City Clerk and Clerk of the Council  
of the City of Oakland, California